

# CS Investment Funds 1

## Investment Company with Variable Capital under Luxembourg Law



## Contents

|            |   |            |
|------------|---|------------|
| <b>1.</b>  | <b>Information for Prospective Investors</b> .....  | <b>3</b>   |
| <b>2.</b>  | <b>CS Investment Funds 1 – Summary of Share Classes <sup>(1)</sup></b> .....  | <b>4</b>   |
| <b>3.</b>  | <b>The Company</b> .....  | <b>20</b>  |
| <b>4.</b>  | <b>Investment Policy</b> .....  | <b>20</b>  |
| <b>5.</b>  | <b>Investment in CS Investment Funds 1</b> .....  | <b>22</b>  |
|            | i. General Information on the Shares .....  | 22         |
|            | ii. Subscription of Shares .....  | 24         |
|            | iii. Redemption of Shares .....   | 25         |
|            | iv. Conversion of Shares .....  | 25         |
|            | v. Suspension of the Subscription, Redemption and Conversion of Shares and the Calculation of the Net Asset Value ..... | 26         |
|            | vi. Market Timing .....   | 26         |
|            | vii. Measures to Combat Money Laundering .....  | 26         |
|            | viii. Prohibited Persons, Compulsory Redemption and Transfer of Shares .....  | 27         |
| <b>6.</b>  | <b>Investment Restrictions</b> .....  | <b>27</b>  |
| <b>7.</b>  | <b>Risk Factors</b> .....   | <b>29</b>  |
| <b>8.</b>  | <b>Net Asset Value</b> .....  | <b>42</b>  |
| <b>9.</b>  | <b>Expenses and Taxes</b> .....   | <b>43</b>  |
|            | i. Taxes .....  | 43         |
|            | ii. Expenses .....  | 43         |
|            | iii. Performance Fee .....  | 43         |
| <b>10.</b> | <b>Accounting Year</b> .....  | <b>43</b>  |
| <b>11.</b> | <b>Appropriation of Net Income and Capital Gains</b> .....  | <b>43</b>  |
| <b>12.</b> | <b>Lifetime, Liquidation and Merger</b> .....   | <b>44</b>  |
| <b>13.</b> | <b>General Meetings</b> .....   | <b>44</b>  |
| <b>14.</b> | <b>Information for Shareholders</b> .....   | <b>44</b>  |
| <b>15.</b> | <b>Management Company</b> .....   | <b>44</b>  |
| <b>16.</b> | <b>Investment Managers and Sub-Investment Manager</b> .....   | <b>44</b>  |
| <b>17.</b> | <b>Depository Bank</b> .....  | <b>45</b>  |
| <b>18.</b> | <b>Central Administration</b> .....   | <b>45</b>  |
| <b>19.</b> | <b>Regulatory Disclosure</b> .....  | <b>45</b>  |
| <b>20.</b> | <b>Data Protection Policy</b> .....   | <b>48</b>  |
| <b>21.</b> | <b>Certain Regulatory and Tax Matters</b> .....   | <b>48</b>  |
| <b>22.</b> | <b>Main Parties</b> .....   | <b>49</b>  |
| <b>23.</b> | <b>Subfunds</b> .....   | <b>50</b>  |
|            | Credit Suisse Investment Partners (Lux) Global Investment Grade Convertible Bond Fund .....                             | 50         |
|            | UBS (Lux) Financial Bond Fund .....   | 52         |
|            | Credit Suisse (Lux) SQ Euro Corporate Bond Fund .....   | 54         |
|            | UBS (Lux) Global High Yield Bond Fund .....   | 55         |
|            | Credit Suisse (Lux) Global Inflation Linked Bond Fund .....   | 57         |
|            | UBS (Lux) Credit Income Fund .....  | 58         |
|            | Credit Suisse (Lux) Global Value Bond Fund .....  | 60         |
|            | Credit Suisse (Lux) SQ US Corporate Bond Fund .....   | 63         |
|            | UBS (Lux) Latin America Corporate Bond Fund .....   | 64         |
|            | Credit Suisse Investment Partners (Lux) Convert International Bond Fund .....   | 66         |
| <b>24.</b> | <b>SFDR Annex</b> .....   | <b>68</b>  |
|            | Credit Suisse Investment Partners (Lux) Global Investment Grade Convertible Bond Fund .....                             | 68         |
|            | UBS (Lux) Financial Bond Fund .....   | 76         |
|            | Credit Suisse (Lux) SQ Euro Corporate Bond Fund .....   | 84         |
|            | Credit Suisse (Lux) Global Inflation Linked Bond Fund .....   | 92         |
|            | UBS (Lux) Credit Income Fund .....  | 99         |
|            | Credit Suisse (Lux) Global Value Bond Fund .....  | 107        |
|            | Credit Suisse (Lux) SQ US Corporate Bond Fund .....   | 115        |
|            | UBS (Lux) Latin America Corporate Bond Fund .....   | 123        |
|            | Credit Suisse Investment Partners (Lux) Convert International Bond Fund .....   | 131        |
| <b>25.</b> | <b>Additional information for investors in Germany</b> .....  | <b>139</b> |

The Management Company (as described below) will not disclose any confidential information concerning investors unless it is required to do so by applicable laws or regulations. Specific provisions may apply with respect to each subfund, as set out in Chapter 23, "Subfunds".

## 1. Information for Prospective Investors

This prospectus ("Prospectus") is valid only if accompanied by the latest key information document for packaged retail and insurance-based investment product in accordance with the provision of the Regulation (EU) No 1286/2014 of 26 November 2014, as amended, ("PRIIPS KID", former Key Investor Information Document), the latest annual report, and also the latest semi-annual report if this was published after the latest annual report. These documents shall be deemed to form part of this Prospectus. Prospective investors shall be provided with the latest version of the PRIIPS KID in good time before their proposed subscription of shares in the CS Investment Funds 1 (the "Company").

This Prospectus does not constitute an offer or solicitation to subscribe shares ("Shares") in the Company by anyone in any jurisdiction in which such offer or solicitation is not lawful or in which the person making such offer or solicitation is not qualified to do so or to anyone to whom it is unlawful to make such offer or solicitation.

Information which is not contained in this Prospectus, or in the documents mentioned herein which are available for inspection by the public, shall be deemed unauthorized and cannot be relied upon.

Prospective investors should inform themselves as to the possible tax consequences, the legal requirements and any foreign exchange restrictions or exchange control requirements which they might encounter under the laws of the countries of their citizenship, residence or domicile and which might be relevant to the subscription, holding, conversion, redemption or disposal of Shares. Further tax considerations are set out in Chapter 9, "Expenses and Taxes". Prospective investors who are in any doubt about the contents of this Prospectus should consult their bank, broker, solicitor, accountant or other independent financial adviser.

This Prospectus may be translated into other languages. To the extent that there is any inconsistency between the English-language Prospectus and a version in another language, the English-language Prospectus shall prevail, unless stipulated otherwise by the laws of any jurisdiction in which the Shares are sold.

Investors should read and consider the risk discussion in Chapter 7, "Risk Factors", before investing in the Company.

Some of the Share classes may be listed on the Luxembourg Stock Exchange.

**The Company's Shares have not been, and will not be, registered under the United States Securities Act of 1933 (the "1933 Act"), any of the securities laws of any of the states of the United States. The Company has not been and will not be registered under the United States Investment Company Act of 1940, as amended, nor under any other US federal laws. Therefore, the Shares in the Subfunds described in this Prospectus may not be offered or sold directly or indirectly in the United States of America, except pursuant to an exemption from the registration requirements of the 1933 Act.**

**Further, the Board of Directors of the Company has decided that the Shares shall not be offered or sold, directly or indirectly, to any ultimate beneficial owner that constitutes a U.S. Person. As such, the Shares may not be directly or indirectly offered or sold to or for the benefit of a "U.S. Person", which shall be defined as and include (i) a "United States person" as described in section 7701(a)(30) of the U.S. Internal Revenue Code of 1986, as amended (the "Code"), (ii) a "U.S. person" as such term is defined in Regulation S of the 1933 Act, as amended, (iii) a person that is "in the United States" as defined in Rule 202(a)(30)-1 under the U.S. Investment Advisers Act of 1940, as amended, or (iv) a person that does not qualify as a "Non-United States Person" as such term is defined in U.S. Commodities Futures Trading Commission Rule 4.7.**

No application has been submitted or will be submitted, nor any registration has been or will be sought, by the Management Company to or from any of the Indian governmental or regulatory authorities in connection with the advertising, offer, distribution or sale of the Shares in or from India and the Management Company does not intend to or will not, directly or indirectly, advertise, offer, distribute or sell the Shares to persons resident in India. Subject to certain limited exceptions, the Shares may not be purchased by persons resident in India and purchase of the Shares by such persons are subject to legal and regulatory restrictions. Persons into whose possession this Prospectus or any Shares may come must inform themselves about, and observe, any such restrictions. Specific provisions may apply with respect to each subfund, as set out in Chapter 23, "Subfunds".

Credit Suisse Fund Management S.A. is exempt from the requirement to hold an Australian Financial Services Licence under the Corporations Act 2001 (Cth.) (the "Act") in respect of financial services provided to Australian wholesale clients (within the meaning of section 761G of the Act). Credit Suisse Fund Management S.A. is regulated by the Commission de Surveillance du Secteur Financier in Luxembourg under foreign laws, which differ from Australian laws.

In Australia, UBS entities, other than UBS AG, Australia Branch, are not authorised deposit-taking institutions for the purposes of the Banking Act 1959 (Cth.) and their obligations do not represent deposits or other liabilities of UBS AG, Australia Branch. UBS AG, Australia Branch does not guarantee or otherwise provide assurance in respect of the obligations of such UBS entities. An investor is exposed to investment risk including possible delays in repayment and loss of income and principal invested, as relevant.

2. CS Investment Funds 1 – Summary of Share Classes <sup>(1)</sup>

| Subfund<br>(Reference<br>Currency)                           | Share Class               | Currency        | Minimum holding | Share<br>Type<br>(2) | Maximum<br>Adjustment<br>of the Net<br>Asset Value | Maximum<br>sales<br>charge | Maximum<br>distribution<br>fee (per<br>annum) | Maximum<br>management<br>fee<br>(per annum)<br>(3) | Maximum<br>FX<br>hedging<br>fee (per<br>annum)<br>(17) | Performance<br>fee |
|--|---------------------------|-----------------|-----------------|----------------------|--|----------------------------|---|--|--|--------------------|
| Credit Suisse<br>Investment<br>Partners (Lux)                | "A"                       | USD             | n/a             | D                    | 2.00%  | 5.00%                      | n/a   | 1.20%  | n/a  | n/a                |
|  | "AH" <sup>(7)</sup>       | <sup>(7)</sup>  | n/a             | D                    | 2.00%  | 5.00%                      | n/a   | 1.20%  | 0.10%  | n/a                |
| Global Investment<br>Grade Convertible<br>Bond Fund<br>(USD) | "AH" <sup>(7)</sup>       | EUR             | n/a             | D                    | 2.00%  | 5.00%                      | n/a   | 1.20%  | 0.10%  | n/a                |
|  | "AP"                      | USD             | n/a             | D                    | 2.00%  | 5.00%                      | n/a   | 1.20%  | n/a  | <sup>(8)</sup>     |
|  | "AHP" <sup>(7)</sup>      | <sup>(7)</sup>  | n/a             | D                    | 2.00%  | 5.00%                      | n/a   | 1.20%  | 0.10%  | <sup>(8)</sup>     |
|  | "B"                       | USD             | n/a             | ACC                  | 2.00%  | 5.00%                      | n/a   | 1.20%  | n/a  | n/a                |
|  | "BH"                      | CHF             | n/a             | ACC                  | 2.00%  | 5.00%                      | n/a   | 1.20%  | 0.10%  | n/a                |
|  | "BH"                      | EUR             | n/a             | ACC                  | 2.00%  | 5.00%                      | n/a   | 1.20%  | 0.10%  | n/a                |
|  | "BH" <sup>(7)</sup>       | <sup>(7)</sup>  | n/a             | ACC                  | 2.00%  | 5.00%                      | n/a   | 1.20%  | 0.10%  | n/a                |
|  | "BP"                      | USD             | n/a             | ACC                  | 2.00%  | 5.00%                      | n/a   | 1.20%  | n/a  | <sup>(8)</sup>     |
|  | "BHP" <sup>(7)</sup>      | <sup>(7)</sup>  | n/a             | ACC                  | 2.00%  | 5.00%                      | n/a   | 1.20%  | 0.10%  | <sup>(8)</sup>     |
|  | "CA" <sup>(15)</sup>      | USD             | n/a             | D                    | 2.00%  | n/a                        | 0.70%   | 1.20%  | n/a  | n/a                |
|  | "CA" <sup>(10) (15)</sup> | <sup>(10)</sup> | n/a             | D                    | 2.00%  | n/a                        | 0.70%   | 1.20%  | n/a  | n/a                |
|  | "CAH" <sup>(7) (15)</sup> | <sup>(7)</sup>  | n/a             | D                    | 2.00%  | n/a                        | 0.70%   | 1.20%  | 0.10%  | n/a                |
|  | "CAH" <sup>(7) (15)</sup> | EUR             | n/a             | D                    | 2.00%  | n/a                        | 0.70%   | 1.20%  | 0.10%  | n/a                |
|  | "CAH" <sup>(7) (15)</sup> | CHF             | n/a             | D                    | 2.00%  | n/a                        | 0.70%   | 1.20%  | 0.10%  | n/a                |
|  | "CB" <sup>(15)</sup>      | USD             | n/a             | ACC                  | 2.00%  | n/a                        | 0.70%   | 1.20%  | n/a  | n/a                |
|  | "CB" <sup>(10) (15)</sup> | <sup>(10)</sup> | n/a             | ACC                  | 2.00%  | n/a                        | 0.70%   | 1.20%  | n/a  | n/a                |
|  | "CBH" <sup>(7) (15)</sup> | <sup>(7)</sup>  | n/a             | ACC                  | 2.00%  | n/a                        | 0.70%   | 1.20%  | 0.10%  | n/a                |
|  | "CBH" <sup>(7) (15)</sup> | EUR             | n/a             | ACC                  | 2.00%  | n/a                        | 0.70%   | 1.20%  | 0.10%  | n/a                |
|  | "CBH" <sup>(7) (15)</sup> | CHF             | n/a             | ACC                  | 2.00%  | n/a                        | 0.70%   | 1.20%  | 0.10%  | n/a                |
|  | "DA" <sup>(4) (10)</sup>  | EUR             | n/a             | D                    | 2.00%  | n/a                        | n/a   | n/a <sup>(5)</sup>                                 | n/a  | n/a                |
|  | "DB" <sup>(4)</sup>       | USD             | n/a             | ACC                  | 2.00%  | n/a                        | n/a   | n/a <sup>(5)</sup>                                 | n/a  | n/a                |
|  | "DB" <sup>(4) (10)</sup>  | EUR             | n/a             | ACC                  | 2.00%  | n/a                        | n/a   | n/a <sup>(5)</sup>                                 | n/a  | n/a                |
|  | "DBH" <sup>(4) (7)</sup>  | <sup>(7)</sup>  | n/a             | ACC                  | 2.00%  | n/a                        | n/a   | n/a <sup>(5)</sup>                                 | n/a  | n/a                |
|  | "DBH" <sup>(4) (7)</sup>  | CHF             | n/a             | ACC                  | 2.00%  | n/a                        | n/a   | n/a <sup>(5)</sup>                                 | n/a  | n/a                |
|  | "DBH" <sup>(4) (7)</sup>  | EUR             | n/a             | ACC                  | 2.00%  | n/a                        | n/a   | n/a <sup>(5)</sup>                                 | n/a  | n/a                |
|  | "EA" <sup>(11)</sup>      | USD             | n/a             | D                    | 2.00%  | 3.00%                      | n/a   | 0.80%  | n/a  | n/a                |
|  | "EA" <sup>(10) (11)</sup> | EUR             | n/a             | D                    | 2.00%  | 3.00%                      | n/a   | 0.80%  | n/a  | n/a                |
|  | "EAH" <sup>(7) (11)</sup> | <sup>(7)</sup>  | n/a             | D                    | 2.00%  | 3.00%                      | n/a   | 0.80%  | 0.10%  | n/a                |
|  | "EAH" <sup>(7) (11)</sup> | CHF             | n/a             | D                    | 2.00%  | 3.00%                      | n/a   | 0.80%  | 0.10%  | n/a                |
|  | "EAH" <sup>(7) (11)</sup> | EUR             | n/a             | D                    | 2.00%  | 3.00%                      | n/a   | 0.80%  | 0.10%  | n/a                |
|  | "EB" <sup>(11)</sup>      | USD             | n/a             | ACC                  | 2.00%  | 3.00%                      | n/a   | 0.80%  | n/a  | n/a                |
|  | "EB" <sup>(10) (11)</sup> | EUR             | n/a             | ACC                  | 2.00%  | 3.00%                      | n/a   | 0.80%  | n/a  | n/a                |
|  | "EBH" <sup>(7) (11)</sup> | <sup>(7)</sup>  | n/a             | ACC                  | 2.00%  | 3.00%                      | n/a   | 0.80%  | 0.10%  | n/a                |
|  | "EBH" <sup>(7) (11)</sup> | CHF             | n/a             | ACC                  | 2.00%  | 3.00%                      | n/a   | 0.80%  | 0.10%  | n/a                |
|  | "EBH" <sup>(7) (11)</sup> | EUR             | n/a             | ACC                  | 2.00%  | 3.00%                      | n/a   | 0.80%  | 0.10%  | n/a                |
|  | "FA" <sup>(16)</sup>      | USD             | n/a             | D                    | 2.00%  | n/a                        | n/a   | 0.70%  | n/a  | n/a                |
|  | "FAH" <sup>(7) (16)</sup> | <sup>(7)</sup>  | n/a             | D                    | 2.00%  | n/a                        | n/a   | 0.70%  | 0.10%  | n/a                |
|  | "FB" <sup>(16)</sup>      | USD             | n/a             | ACC                  | 2.00%  | n/a                        | n/a   | 0.70%  | n/a  | n/a                |
|  | "FBH" <sup>(7) (16)</sup> | CHF             | n/a             | ACC                  | 2.00%  | n/a                        | n/a   | 0.70%  | 0.10%  | n/a                |
|  | "FBH" <sup>(7) (16)</sup> | EUR             | n/a             | ACC                  | 2.00%  | n/a                        | n/a   | 0.70%  | 0.10%  | n/a                |
|  | "FBH" <sup>(7) (16)</sup> | <sup>(7)</sup>  | n/a             | ACC                  | 2.00%  | n/a                        | n/a   | 0.70%  | 0.10%  | n/a                |
|  | "IA" <sup>(7)</sup>       | USD             | 500'000         | D                    | 2.00%  | 3.00%                      | n/a   | 0.80%  | n/a  | n/a                |
|  | "IAH" <sup>(7)</sup>      | <sup>(7)</sup>  | –               | D                    | 2.00%  | 3.00%                      | n/a   | 0.80%  | 0.10%  | n/a                |
|  | "IAP" <sup>(7)</sup>      | USD             | 500'000         | D                    | 2.00%  | 3.00%                      | n/a   | 0.60%  | n/a  | <sup>(8)</sup>     |
|  | "IAHP" <sup>(7)</sup>     | <sup>(7)</sup>  | –               | D                    | 2.00%  | 3.00%                      | n/a   | 0.60%  | 0.10%  | <sup>(8)</sup>     |
|  | "IA25" <sup>(7)</sup>     | USD             | 25'000'000      | D                    | 2.00%  | 0.50%                      | n/a   | 0.65%  | n/a  | n/a                |
|  | "IAH25" <sup>(7)</sup>    | <sup>(7)</sup>  | n/a             | D                    | 2.00%  | 0.50%                      | n/a   | 0.65%  | 0.10%  | n/a                |
|  | "IB" <sup>(7)</sup>       | USD             | 500'000         | ACC                  | 2.00%  | 3.00%                      | n/a   | 0.80%  | n/a  | n/a                |
|  | "IBH" <sup>(7)</sup>      | <sup>(7)</sup>  | –               | ACC                  | 2.00%  | 3.00%                      | n/a   | 0.80%  | 0.10%  | n/a                |
|  | "IBH" <sup>(7)</sup>      | CHF             | 500'000         | ACC                  | 2.00%  | 3.00%                      | n/a   | 0.80%  | 0.10%  | n/a                |
|  | "IBH" <sup>(7)</sup>      | EUR             | 500'000         | ACC                  | 2.00%  | 3.00%                      | n/a   | 0.80%  | 0.10%  | n/a                |
|  | "IBP" <sup>(7)</sup>      | USD             | 500'000         | ACC                  | 2.00%  | 3.00%                      | n/a   | 0.60%  | n/a  | <sup>(8)</sup>     |
|  | "IBHP" <sup>(7)</sup>     | <sup>(7)</sup>  | –               | ACC                  | 2.00%  | 3.00%                      | n/a   | 0.60%  | 0.10%  | <sup>(8)</sup>     |
|  | "IBHP" <sup>(7)</sup>     | CHF             | 500'000         | ACC                  | 2.00%  | 3.00%                      | n/a   | 0.60%  | 0.10%  | <sup>(8)</sup>     |
|  | "IBHP" <sup>(7)</sup>     | EUR             | 500'000         | ACC                  | 2.00%  | 3.00%                      | n/a   | 0.60%  | 0.10%  | <sup>(8)</sup>     |
|  | "IB25" <sup>(7)</sup>     | USD             | 25'000'000      | ACC                  | 2.00%  | 0.50%                      | n/a   | 0.65%  | n/a  | n/a                |
|  | "IBH25" <sup>(7)</sup>    | <sup>(7)</sup>  | n/a             | ACC                  | 2.00%  | 0.50%                      | n/a   | 0.65%  | 0.10%  | n/a                |
|  | "MA" <sup>(11)</sup>      | USD             | 25'000'000      | D                    | 2.00%  | 0.50%                      | n/a   | 0.65%  | n/a  | n/a                |
|  | "MAH" <sup>(7) (11)</sup> | <sup>(7)</sup>  | 25'000'000      | D                    | 2.00%  | 0.50%                      | n/a   | 0.65%  | 0.10%  | n/a                |
|  | "MB" <sup>(11)</sup>      | USD             | 25'000'000      | ACC                  | 2.00%  | 0.50%                      | n/a   | 0.65%  | n/a  | n/a                |
|  | "MBH" <sup>(7) (11)</sup> | <sup>(7)</sup>  | 25'000'000      | ACC                  | 2.00%  | 0.50%                      | n/a   | 0.65%  | 0.10%  | n/a                |
|  | "UA" <sup>(12)</sup>      | USD             | n/a             | D                    | 2.00%  | 5.00%                      | n/a   | 1.00%  | n/a  | n/a                |
|  | "UAH" <sup>(7) (12)</sup> | <sup>(7)</sup>  | n/a             | D                    | 2.00%  | 5.00%                      | n/a   | 1.00%  | 0.10%  | n/a                |
|  | "UAH" <sup>(7) (12)</sup> | EUR             | n/a             | D                    | 2.00%  | 5.00%                      | n/a   | 1.00%  | 0.10%  | n/a                |
|  | "UB" <sup>(12)</sup>      | USD             | n/a             | ACC                  | 2.00%  | 5.00%                      | n/a   | 1.00%  | n/a  | n/a                |
|  | "UBH" <sup>(7) (12)</sup> | <sup>(7)</sup>  | n/a             | ACC                  | 2.00%  | 5.00%                      | n/a   | 1.00%  | 0.10%  | n/a                |
|  | "UBH" <sup>(7) (12)</sup> | CHF             | n/a             | ACC                  | 2.00%  | 5.00%                      | n/a   | 1.00%  | 0.10%  | n/a                |
|  | "UBH" <sup>(7) (12)</sup> | EUR             | n/a             | ACC                  | 2.00%  | 5.00%                      | n/a   | 1.00%  | 0.10%  | n/a                |

| Subfund<br>(Reference<br>Currency) | Share Class       | Currency | Minimum holding | Share<br>Type<br>(2) | Maximum<br>Adjustment<br>of the Net<br>Asset Value | Maximum<br>sales<br>charge | Maximum<br>distribution<br>fee (per<br>annum) | Maximum<br>management<br>fee<br>(per annum)<br>(3) | Maximum<br>FX<br>hedging<br>fee (per<br>annum)<br>(17) | Performance<br>fee |
|------------------------------------|-------------------|----------|-----------------|----------------------|--|----------------------------|---|--|--|--------------------|
|                                    | "UA500" (12)      | USD      | 500'000         | D                    | 2.00%  | 3.00%                      | n/a   | 0.80%  | n/a  | n/a                |
|                                    | "UAH500" (7) (12) | (7)      | —               | D                    | 2.00%  | 3.00%                      | n/a   | 0.80%  | 0.10%  | n/a                |
|                                    | "UB500" (12)      | USD      | 500'000         | ACC                  | 2.00%  | 3.00%                      | n/a   | 0.80%  | n/a  | n/a                |
|                                    | "UBH500" (7) (12) | (7)      | —               | ACC                  | 2.00%  | 3.00%                      | n/a   | 0.80%  | 0.10%  | n/a                |
|                                    | "UXA" (18)        | USD      | (18)            | D                    | 2.00%  | n/a                        | n/a   | 0.70%  | n/a  | n/a                |
|                                    | "UXAH" (7) (18)   | (7)      | (18)            | D                    | 2.00%  | n/a                        | n/a   | 0.70%  | 0.10%  | n/a                |
|                                    | "UXAH" (7) (18)   | EUR      | (18)            | D                    | 2.00%  | n/a                        | n/a   | 0.70%  | 0.10%  | n/a                |
|                                    | "UXAH" (7) (18)   | CHF      | (18)            | D                    | 2.00%  | n/a                        | n/a   | 0.70%  | 0.10%  | n/a                |
|                                    | "UXB" (18)        | USD      | (18)            | ACC                  | 2.00%  | n/a                        | n/a   | 0.70%  | n/a  | n/a                |
|                                    | "UXBH" (7) (18)   | (7)      | (18)            | ACC                  | 2.00%  | n/a                        | n/a   | 0.70%  | 0.10%  | n/a                |
|                                    | "UXBH" (7) (18)   | EUR      | (18)            | ACC                  | 2.00%  | n/a                        | n/a   | 0.70%  | 0.10%  | n/a                |
|                                    | "UXBH" (7) (18)   | CHF      | (18)            | ACC                  | 2.00%  | n/a                        | n/a   | 0.70%  | 0.10%  | n/a                |
|                                    | "UXAP" (19)       | USD      | (19)            | D                    | 2.00%  | n/a                        | n/a   | 0.70%  | n/a  | (8)                |
|                                    | "UXAHP" (7) (19)  | (7)      | (19)            | D                    | 2.00%  | n/a                        | n/a   | 0.70%  | 0.10%  | (8)                |
|                                    | "UXAHP" (7) (19)  | EUR      | (19)            | D                    | 2.00%  | n/a                        | n/a   | 0.70%  | 0.10%  | (8)                |
|                                    | "UXAHP" (7) (19)  | CHF      | (19)            | D                    | 2.00%  | n/a                        | n/a   | 0.70%  | 0.10%  | (8)                |
|                                    | "UXBP" (19)       | USD      | (19)            | ACC                  | 2.00%  | n/a                        | n/a   | 0.70%  | n/a  | (8)                |
|                                    | "UXBHP" (7) (19)  | (7)      | (19)            | ACC                  | 2.00%  | n/a                        | n/a   | 0.70%  | 0.10%  | (8)                |
|                                    | "UXBHP" (7) (19)  | EUR      | (19)            | ACC                  | 2.00%  | n/a                        | n/a   | 0.70%  | 0.10%  | (8)                |
|                                    | "UXBHP" (7) (19)  | CHF      | (19)            | ACC                  | 2.00%  | n/a                        | n/a   | 0.70%  | 0.10%  | (8)                |
|                                    | "X1A" (14)        | USD      | (14)            | D                    | 2.00%  | 5.00%                      | n/a   | 1.20%  | n/a  | n/a                |
|                                    | "X1A" (10) (14)   | (10)     | (14)            | D                    | 2.00%  | 5.00%                      | n/a   | 1.20%  | n/a  | n/a                |
|                                    | "X1AH" (7) (14)   | (7)      | (14)            | D                    | 2.00%  | 5.00%                      | n/a   | 1.20%  | 0.10%  | n/a                |
|                                    | "X1B" (14)        | USD      | (14)            | ACC                  | 2.00%  | 5.00%                      | n/a   | 1.20%  | n/a  | n/a                |
|                                    | "X1B" (10) (14)   | (10)     | (14)            | ACC                  | 2.00%  | 5.00%                      | n/a   | 1.20%  | n/a  | n/a                |
|                                    | "X1BH" (7) (14)   | (7)      | (14)            | ACC                  | 2.00%  | 5.00%                      | n/a   | 1.20%  | 0.10%  | n/a                |
|                                    | "X1AP" (14)       | USD      | (14)            | D                    | 2.00%  | 5.00%                      | n/a   | 1.00%  | n/a  | (8)                |
|                                    | "X1AP" (10) (14)  | (10)     | (14)            | D                    | 2.00%  | 5.00%                      | n/a   | 1.00%  | n/a  | (8)                |
|                                    | "X1AHP" (7) (14)  | (7)      | (14)            | D                    | 2.00%  | 5.00%                      | n/a   | 1.00%  | 0.10%  | (8)                |
|                                    | "X1BP" (14)       | USD      | (14)            | ACC                  | 2.00%  | 5.00%                      | n/a   | 1.00%  | n/a  | (8)                |
|                                    | "X1BP" (10) (14)  | (10)     | (14)            | ACC                  | 2.00%  | 5.00%                      | n/a   | 1.00%  | n/a  | (8)                |
|                                    | "X1BHP" (7) (14)  | (7)      | (14)            | ACC                  | 2.00%  | 5.00%                      | n/a   | 1.00%  | 0.10%  | (8)                |
|                                    | "X2A" (14)        | USD      | (14)            | D                    | 2.00%  | 5.00%                      | n/a   | 1.20%  | n/a  | n/a                |
|                                    | "X2A" (10) (14)   | (10)     | (14)            | D                    | 2.00%  | 5.00%                      | n/a   | 1.20%  | n/a  | n/a                |
|                                    | "X2AH" (7) (14)   | (7)      | (14)            | D                    | 2.00%  | 5.00%                      | n/a   | 1.20%  | 0.10%  | n/a                |
|                                    | "X2B" (14)        | USD      | (14)            | ACC                  | 2.00%  | 5.00%                      | n/a   | 1.20%  | n/a  | n/a                |
|                                    | "X2B" (10) (14)   | (10)     | (14)            | ACC                  | 2.00%  | 5.00%                      | n/a   | 1.20%  | n/a  | n/a                |
|                                    | "X2BH" (7) (14)   | (7)      | (14)            | ACC                  | 2.00%  | 5.00%                      | n/a   | 1.20%  | 0.10%  | n/a                |
|                                    | "X2AP" (14)       | USD      | (14)            | D                    | 2.00%  | 5.00%                      | n/a   | 1.00%  | n/a  | (8)                |
|                                    | "X2AP" (10) (14)  | (10)     | (14)            | D                    | 2.00%  | 5.00%                      | n/a   | 1.00%  | n/a  | (8)                |
|                                    | "X2AHP" (7) (14)  | (7)      | (14)            | D                    | 2.00%  | 5.00%                      | n/a   | 1.00%  | 0.10%  | (8)                |
|                                    | "X2BP" (14)       | USD      | (14)            | ACC                  | 2.00%  | 5.00%                      | n/a   | 1.00%  | n/a  | (8)                |
|                                    | "X2BP" (10) (14)  | (10)     | (14)            | ACC                  | 2.00%  | 5.00%                      | n/a   | 1.00%  | n/a  | (8)                |
|                                    | "X2BHP" (7) (14)  | (7)      | (14)            | ACC                  | 2.00%  | 5.00%                      | n/a   | 1.00%  | 0.10%  | (8)                |
|                                    | "X3A" (14)        | USD      | (14)            | D                    | 2.00%  | 5.00%                      | n/a   | 1.20%  | n/a  | n/a                |
|                                    | "X3A" (10) (14)   | (10)     | (14)            | D                    | 2.00%  | 5.00%                      | n/a   | 1.20%  | n/a  | n/a                |
|                                    | "X3AH" (7) (14)   | (7)      | (14)            | D                    | 2.00%  | 5.00%                      | n/a   | 1.20%  | 0.10%  | n/a                |
|                                    | "X3B" (14)        | USD      | (14)            | ACC                  | 2.00%  | 5.00%                      | n/a   | 1.20%  | n/a  | n/a                |
|                                    | "X3B" (10) (14)   | (10)     | (14)            | ACC                  | 2.00%  | 5.00%                      | n/a   | 1.20%  | n/a  | n/a                |
|                                    | "X3BH" (7) (14)   | (7)      | (14)            | ACC                  | 2.00%  | 5.00%                      | n/a   | 1.20%  | 0.10%  | n/a                |
|                                    | "X3AP" (14)       | USD      | (14)            | D                    | 2.00%  | 5.00%                      | n/a   | 1.00%  | n/a  | (8)                |
|                                    | "X3AP" (10) (14)  | (10)     | (14)            | D                    | 2.00%  | 5.00%                      | n/a   | 1.00%  | n/a  | (8)                |
|                                    | "X3AHP" (7) (14)  | (7)      | (14)            | D                    | 2.00%  | 5.00%                      | n/a   | 1.00%  | 0.10%  | (8)                |
|                                    | "X3BP" (14)       | USD      | (14)            | ACC                  | 2.00%  | 5.00%                      | n/a   | 1.00%  | n/a  | (8)                |
|                                    | "X3BP" (10) (14)  | (10)     | (14)            | ACC                  | 2.00%  | 5.00%                      | n/a   | 1.00%  | n/a  | (8)                |
|                                    | "X3BHP" (7) (14)  | (7)      | (14)            | ACC                  | 2.00%  | 5.00%                      | n/a   | 1.00%  | 0.10%  | (8)                |
| UBS (Lux)                          | "DA" (4)          | EUR      | n/a             | D                    | 2.00%  | n/a                        | n/a   | n/a (5)  | n/a  | n/a                |
| Financial Bond                     | "DAH" (4) (7)     | (7)      | n/a             | D                    | 2.00%  | n/a                        | n/a   | n/a (5)  | n/a  | n/a                |
| Fund                               | "DAH" (4) (7)     | CHF      | n/a             | D                    | 2.00%  | n/a                        | n/a   | n/a (5)  | n/a  | n/a                |
| (EUR)                              | "DAH" (4) (7)     | USD      | n/a             | D                    | 2.00%  | n/a                        | n/a   | n/a (5)  | n/a  | n/a                |
|                                    | "DB" (4)          | EUR      | n/a             | ACC                  | 2.00%  | n/a                        | n/a   | n/a (5)  | n/a  | n/a                |
|                                    | "DBH" (4) (7)     | (7)      | n/a             | ACC                  | 2.00%  | n/a                        | n/a   | n/a (5)  | n/a  | n/a                |
|                                    | "DBH" (4) (7)     | CHF      | n/a             | ACC                  | 2.00%  | n/a                        | n/a   | n/a (5)  | n/a  | n/a                |
|                                    | "DBH" (4) (7)     | USD      | n/a             | ACC                  | 2.00%  | n/a                        | n/a   | n/a (5)  | n/a  | n/a                |
|                                    | "EA" (11)         | EUR      | n/a             | D                    | 2.00%  | 3.00%                      | n/a   | 0.50%  | n/a  | n/a                |
|                                    | "EAH" (7) (11)    | (7)      | n/a             | D                    | 2.00%  | 3.00%                      | n/a   | 0.50%  | 0.10%  | n/a                |
|                                    | "EB" (11)         | EUR      | n/a             | ACC                  | 2.00%  | 3.00%                      | n/a   | 0.50%  | n/a  | n/a                |
|                                    | "EBH" (7) (11)    | (7)      | n/a             | ACC                  | 2.00%  | 3.00%                      | n/a   | 0.50%  | 0.10%  | n/a                |
|                                    | "EBH" (7) (11)    | CHF      | n/a             | ACC                  | 2.00%  | 3.00%                      | n/a   | 0.50%  | 0.10%  | n/a                |

| Subfund<br>(Reference<br>Currency) | Share Class      | Currency | Minimum holding | Share<br>Type<br>(2) | Maximum<br>Adjustment<br>of the Net<br>Asset Value | Maximum<br>sales<br>charge | Maximum<br>distribution<br>fee (per<br>annum) | Maximum<br>management<br>fee<br>(per annum)<br>(3) | Maximum<br>FX<br>hedging<br>fee (per<br>annum)<br>(17) | Performance<br>fee |
|------------------------------------|------------------|----------|-----------------|----------------------|--|----------------------------|---|--|--|--------------------|
|                                    | "EBH" (7)(11)    | USD      | n/a             | ACC                  | 2.00%  | 3.00%                      | n/a   | 0.50%  | 0.10%  | n/a                |
|                                    | "IA"             | EUR      | 100'000         | D                    | 2.00%  | 3.00%                      | n/a   | 0.60%  | n/a  | n/a                |
|                                    | "IAH" (7)        |          | 100'000         | D                    | 2.00%  | 3.00%                      | n/a   | 0.60%  | 0.10%  | n/a                |
|                                    | "IAH" (7)        | CHF      | 100'000         | D                    | 2.00%  | 3.00%                      | n/a   | 0.60%  | 0.10%  | n/a                |
|                                    | "IAH" (7)        | SGD      | 100'000         | D                    | 2.00%  | 3.00%                      | n/a   | 0.60%  | 0.10%  | n/a                |
|                                    | "IAH" (7)        | USD      | 100'000         | D                    | 2.00%  | 3.00%                      | n/a   | 0.60%  | 0.10%  | n/a                |
|                                    | "IAH" (7)        | GBP      | 100'000         | D                    | 2.00%  | 3.00%                      | n/a   | 0.60%  | 0.10%  | n/a                |
|                                    | "IA25"           | EUR      | 25'000'000      | D                    | 2.00%  | 1.00%                      | n/a   | 0.40%  | n/a  | n/a                |
|                                    | "IAH25" (7)      | (7)      | n/a             | D                    | 2.00%  | 1.00%                      | n/a   | 0.40%  | 0.10%  | n/a                |
|                                    | "IB"             | EUR      | 100'000         | ACC                  | 2.00%  | 3.00%                      | n/a   | 0.60%  | n/a  | n/a                |
|                                    | "IBH" (7)        |          | 100'000         | ACC                  | 2.00%  | 3.00%                      | n/a   | 0.60%  | 0.10%  | n/a                |
|                                    | "IBH" (7)        | CHF      | 100'000         | ACC                  | 2.00%  | 3.00%                      | n/a   | 0.60%  | 0.10%  | n/a                |
|                                    | "IBH" (7)        | SGD      | 100'000         | ACC                  | 2.00%  | 3.00%                      | n/a   | 0.60%  | 0.10%  | n/a                |
|                                    | "IBH" (7)        | USD      | 100'000         | ACC                  | 2.00%  | 3.00%                      | n/a   | 0.60%  | 0.10%  | n/a                |
|                                    | "IB25"           | EUR      | 25'000'000      | ACC                  | 2.00%  | 1.00%                      | n/a   | 0.40%  | n/a  | n/a                |
|                                    | "IBH25" (7)      | (7)      | -               | ACC                  | 2.00%  | 1.00%                      | n/a   | 0.40%  | 0.10%  | n/a                |
|                                    | "MA" (11)        | EUR      | 25'000'000      | D                    | 2.00%  | 1.00%                      | n/a   | 0.40%  | n/a  | n/a                |
|                                    | "MAH" (7)(11)    | (7)      | -               | D                    | 2.00%  | 1.00%                      | n/a   | 0.40%  | 0.10%  | n/a                |
|                                    | "MB" (11)        | EUR      | 25'000'000      | ACC                  | 2.00%  | 1.00%                      | n/a   | 0.40%  | n/a  | n/a                |
|                                    | "MBH" (7)(11)    | (7)      | -               | ACC                  | 2.00%  | 1.00%                      | n/a   | 0.40%  | 0.10%  | n/a                |
|                                    | "QA" (9)         | EUR      | n/a             | D                    | 2.00%  | 5.00%                      | n/a   | 1.20%  | n/a  | n/a                |
|                                    | "QAH" (7)(9)     | USD      | n/a             | D                    | 2.00%  | 5.00%                      | n/a   | 1.20%  | 0.10%  | n/a                |
|                                    | "QAH" (7)(9)     | (7)      | n/a             | D                    | 2.00%  | 5.00%                      | n/a   | 1.20%  | 0.10%  | n/a                |
|                                    | "QB" (9)         | EUR      | n/a             | ACC                  | 2.00%  | 5.00%                      | n/a   | 1.20%  | n/a  | n/a                |
|                                    | "QBH" (7)(9)     | (7)      | n/a             | ACC                  | 2.00%  | 5.00%                      | n/a   | 1.20%  | 0.10%  | n/a                |
|                                    | "QBH" (7)(9)     | CHF      | n/a             | ACC                  | 2.00%  | 5.00%                      | n/a   | 1.20%  | 0.10%  | n/a                |
|                                    | "QBH" (7)(9)     | USD      | n/a             | ACC                  | 2.00%  | 5.00%                      | n/a   | 1.20%  | 0.10%  | n/a                |
|                                    | "SA" (13)        | EUR      | 1'000'000       | D                    | 2.00%  | 1.00%                      | n/a   | 0.40%  | n/a  | n/a                |
|                                    | "SAH" (7)(13)    | (7)      | 1'000'000       | D                    | 2.00%  | 1.00%                      | n/a   | 0.40%  | 0.10%  | n/a                |
|                                    | "SAH" (7)(13)    | USD      | 1'000'000       | D                    | 2.00%  | 1.00%                      | n/a   | 0.40%  | 0.10%  | n/a                |
|                                    | "SAH" (7)(13)    | CHF      | 1'000'000       | D                    | 2.00%  | 1.00%                      | n/a   | 0.40%  | 0.10%  | n/a                |
|                                    | "SB" (13)        | EUR      | 1'000'000       | ACC                  | 2.00%  | 1.00%                      | n/a   | 0.40%  | n/a  | n/a                |
|                                    | "SBH" (7)(13)    | (7)      | 1'000'000       | ACC                  | 2.00%  | 1.00%                      | n/a   | 0.40%  | 0.10%  | n/a                |
|                                    | "SBH" (7)(13)    | USD      | 1'000'000       | ACC                  | 2.00%  | 1.00%                      | n/a   | 0.40%  | 0.10%  | n/a                |
|                                    | "SBH" (7)(13)    | CHF      | 1'000'000       | ACC                  | 2.00%  | 1.00%                      | n/a   | 0.40%  | 0.10%  | n/a                |
|                                    | "UA100" (12)     | EUR      | 100'000         | D                    | 2.00%  | 3.00%                      | n/a   | 0.60%  | n/a  | n/a                |
|                                    | "UAH100" (7)(12) | (7)      | -               | D                    | 2.00%  | 3.00%                      | n/a   | 0.60%  | 0.10%  | n/a                |
|                                    | "UB100" (12)     | EUR      | 100'000         | ACC                  | 2.00%  | 3.00%                      | n/a   | 0.60%  | n/a  | n/a                |
|                                    | "UBH100" (7)(12) | (7)      | -               | ACC                  | 2.00%  | 3.00%                      | n/a   | 0.60%  | 0.10%  | n/a                |
| Credit Suisse (Lux)                | "A"              | EUR      | n/a             | D                    | 2.00%  | 5.00%                      | n/a   | 1.20%  | n/a  | n/a                |
| SQ Euro Corporate                  | "AH" (7)         |          | n/a             | D                    | 2.00%  | 5.00%                      | n/a   | 1.20%  | 0.10%  | n/a                |
| Bond Fund                          | "B"              | EUR      | n/a             | ACC                  | 2.00%  | 5.00%                      | n/a   | 1.20%  | n/a  | n/a                |
| (EUR)                              | "BH" (7)         | (7)      | n/a             | ACC                  | 2.00%  | 5.00%                      | n/a   | 1.20%  | 0.10%  | n/a                |
|                                    | "CA" (15)        | EUR      | n/a             | D                    | 2.00%  | n/a                        | 0.50%   | 1.20%  | n/a  | n/a                |
|                                    | "CAH" (7)(15)    | (10)     | n/a             | D                    | 2.00%  | n/a                        | 0.50%   | 1.20%  | n/a  | n/a                |
|                                    | "CAH" (7)(15)    | (7)      | n/a             | D                    | 2.00%  | n/a                        | 0.50%   | 1.20%  | 0.10%  | n/a                |
|                                    | "CAH" (7)(15)    | USD      | n/a             | D                    | 2.00%  | n/a                        | 0.50%   | 1.20%  | 0.10%  | n/a                |
|                                    | "CAH" (7)(15)    | CHF      | n/a             | D                    | 2.00%  | n/a                        | 0.50%   | 1.20%  | 0.10%  | n/a                |
|                                    | "CB" (15)        | EUR      | n/a             | ACC                  | 2.00%  | n/a                        | 0.50%   | 1.20%  | n/a  | n/a                |
|                                    | "CBH" (7)(15)    | (10)     | n/a             | ACC                  | 2.00%  | n/a                        | 0.50%   | 1.20%  | n/a  | n/a                |
|                                    | "CBH" (7)(15)    | (7)      | n/a             | ACC                  | 2.00%  | n/a                        | 0.50%   | 1.20%  | 0.10%  | n/a                |
|                                    | "CBH" (7)(15)    | USD      | n/a             | ACC                  | 2.00%  | n/a                        | 0.50%   | 1.20%  | 0.10%  | n/a                |
|                                    | "CBH" (7)(15)    | CHF      | n/a             | ACC                  | 2.00%  | n/a                        | 0.50%   | 1.20%  | 0.10%  | n/a                |
|                                    | "DA" (4)         | EUR      | n/a             | D                    | 2.00%  | n/a                        | n/a   | n/a (5)  | n/a  | n/a                |
|                                    | "DAH" (4)(7)     | (7)      | n/a             | D                    | 2.00%  | n/a                        | n/a   | n/a (5)  | n/a  | n/a                |
|                                    | "DAH" (4)(7)     | CHF      | n/a             | D                    | 2.00%  | n/a                        | n/a   | n/a (5)  | n/a  | n/a                |
|                                    | "DAH" (4)(7)     | USD      | n/a             | D                    | 2.00%  | n/a                        | n/a   | n/a (5)  | n/a  | n/a                |
|                                    | "DB" (4)         | EUR      | n/a             | ACC                  | 2.00%  | n/a                        | n/a   | n/a (5)  | n/a  | n/a                |
|                                    | "DBH" (4)(7)     | (7)      | n/a             | ACC                  | 2.00%  | n/a                        | n/a   | n/a (5)  | n/a  | n/a                |
|                                    | "DBH" (4)(7)     | CHF      | n/a             | ACC                  | 2.00%  | n/a                        | n/a   | n/a (5)  | n/a  | n/a                |
|                                    | "DBH" (4)(7)     | USD      | n/a             | ACC                  | 2.00%  | n/a                        | n/a   | n/a (5)  | n/a  | n/a                |
|                                    | "EA" (11)        | EUR      | n/a             | D                    | 2.00%  | 3.00%                      | n/a   | 0.70%  | n/a  | n/a                |
|                                    | "EAH" (7)(11)    | (7)      | n/a             | D                    | 2.00%  | 3.00%                      | n/a   | 0.70%  | 0.10%  | n/a                |
|                                    | "EB" (11)        | EUR      | n/a             | ACC                  | 2.00%  | 3.00%                      | n/a   | 0.70%  | n/a  | n/a                |
|                                    | "EBH" (7)(11)    | (7)      | n/a             | ACC                  | 2.00%  | 3.00%                      | n/a   | 0.70%  | 0.10%  | n/a                |
|                                    | "EBH" (7)(11)    | CHF      | n/a             | ACC                  | 2.00%  | 3.00%                      | n/a   | 0.70%  | 0.10%  | n/a                |
|                                    | "EBH" (7)(11)    | USD      | n/a             | ACC                  | 2.00%  | 3.00%                      | n/a   | 0.70%  | 0.10%  | n/a                |
|                                    | "IA"             | EUR      | 500'000         | D                    | 2.00%  | 3.00%                      | n/a   | 0.70%  | n/a  | n/a                |
|                                    | "IAH" (7)        | (7)      | -               | D                    | 2.00%  | 3.00%                      | n/a   | 0.70%  | 0.10%  | n/a                |
|                                    | "IA25"           | EUR      | 25'000'000      | D                    | 2.00%  | 0.50%                      | n/a   | 0.30%  | n/a  | n/a                |
|                                    | "IAH25" (7)      | (7)      | n/a             | D                    | 2.00%  | 0.50%                      | n/a   | 0.30%  | 0.10%  | n/a                |

| Subfund<br>(Reference<br>Currency) | Share Class      | Currency | Minimum holding | Share<br>Type<br>(2) | Maximum<br>Adjustment<br>of the Net<br>Asset Value | Maximum<br>sales<br>charge | Maximum<br>distribution<br>fee (per<br>annum) | Maximum<br>management<br>fee<br>(per annum)<br>(3) | Maximum<br>FX<br>hedging<br>fee (per<br>annum)<br>(17) | Performance<br>fee |
|------------------------------------|------------------|----------|-----------------|----------------------|--|----------------------------|---|--|--|--------------------|
|                                    | "IB"             | EUR      | 500'000         | ACC                  | 2.00%  | 3.00%                      | n/a   | 0.70%  | n/a  | n/a                |
|                                    | "IBH" (7)        | (7)      | –               | ACC                  | 2.00%  | 3.00%                      | n/a   | 0.70%  | 0.10%  | n/a                |
|                                    | "IBH" (7)        | CHF      | 500'000         | ACC                  | 2.00%  | 3.00%                      | n/a   | 0.70%  | 0.10%  | n/a                |
|                                    | "IBH" (7)        | USD      | 500'000         | ACC                  | 2.00%  | 3.00%                      | n/a   | 0.70%  | 0.10%  | n/a                |
|                                    | "IB25"           | EUR      | 25'000'000      | ACC                  | 2.00%  | 0.50%                      | n/a   | 0.30%  | n/a  | n/a                |
|                                    | "IBH25" (7)      | (7)      | n/a             | ACC                  | 2.00%  | 0.50%                      | n/a   | 0.30%  | 0.10%  | n/a                |
|                                    | "MA" (11)        | EUR      | 25'000'000      | D                    | 2.00%  | 0.50%                      | n/a   | 0.30%  | n/a  | n/a                |
|                                    | "MAH" (7)(11)    | (7)      | 25'000'000      | D                    | 2.00%  | 0.50%                      | n/a   | 0.30%  | 0.10%  | n/a                |
|                                    | "MB" (11)        | EUR      | 25'000'000      | ACC                  | 2.00%  | 0.50%                      | n/a   | 0.30%  | n/a  | n/a                |
|                                    | "MBH" (7)(11)    | (7)      | 25'000'000      | ACC                  | 2.00%  | 0.50%                      | n/a   | 0.30%  | 0.10%  | n/a                |
|                                    | "UA" (12)        | EUR      | n/a             | D                    | 2.00%  | 5.00%                      | n/a   | 0.90%  | n/a  | n/a                |
|                                    | "UAH" (7)(12)    | (7)      | n/a             | D                    | 2.00%  | 5.00%                      | n/a   | 0.90%  | 0.10%  | n/a                |
|                                    | "UB" (12)        | EUR      | n/a             | ACC                  | 2.00%  | 5.00%                      | n/a   | 0.90%  | n/a  | n/a                |
|                                    | "UBH" (7)(12)    | (7)      | n/a             | ACC                  | 2.00%  | 5.00%                      | n/a   | 0.90%  | 0.10%  | n/a                |
|                                    | "UA500" (12)     | EUR      | 500'000         | D                    | 2.00%  | 3.00%                      | n/a   | 0.70%  | n/a  | n/a                |
|                                    | "UAH500" (7)(12) | (7)      | –               | D                    | 2.00%  | 3.00%                      | n/a   | 0.70%  | 0.10%  | n/a                |
|                                    | "UB500" (12)     | EUR      | 500'000         | ACC                  | 2.00%  | 3.00%                      | n/a   | 0.70%  | n/a  | n/a                |
|                                    | "UBH500" (7)(12) | (7)      | –               | ACC                  | 2.00%  | 3.00%                      | n/a   | 0.70%  | 0.10%  | n/a                |
|                                    | "LXA" (18)       | EUR      | (18)            | D                    | 2.00%  | n/a                        | n/a   | 0.70%  | n/a  | n/a                |
|                                    | "UXAH" (7)(18)   | (7)      | (18)            | D                    | 2.00%  | n/a                        | n/a   | 0.70%  | 0.10%  | n/a                |
|                                    | "UXAH" (7)(18)   | USD      | (18)            | D                    | 2.00%  | n/a                        | n/a   | 0.70%  | 0.10%  | n/a                |
|                                    | "UXAH" (7)(18)   | CHF      | (18)            | D                    | 2.00%  | n/a                        | n/a   | 0.70%  | 0.10%  | n/a                |
|                                    | "UXB" (18)       | EUR      | (18)            | ACC                  | 2.00%  | n/a                        | n/a   | 0.70%  | n/a  | n/a                |
|                                    | "UXBH" (7)(18)   | (7)      | (18)            | ACC                  | 2.00%  | n/a                        | n/a   | 0.70%  | 0.10%  | n/a                |
|                                    | "UXBH" (7)(18)   | USD      | (18)            | ACC                  | 2.00%  | n/a                        | n/a   | 0.70%  | 0.10%  | n/a                |
|                                    | "UXBH" (7)(18)   | CHF      | (18)            | ACC                  | 2.00%  | n/a                        | n/a   | 0.70%  | 0.10%  | n/a                |
|                                    | "X1A" (14)       | EUR      | (14)            | D                    | 2.00%  | 5.00%                      | n/a   | 1.20%  | n/a  | n/a                |
|                                    | "X1A" (10)(14)   | (10)     | (14)            | D                    | 2.00%  | 5.00%                      | n/a   | 1.20%  | n/a  | n/a                |
|                                    | "X1AH" (7)(14)   | (7)      | (14)            | D                    | 2.00%  | 5.00%                      | n/a   | 1.20%  | 0.10%  | n/a                |
|                                    | "X1B" (14)       | EUR      | (14)            | ACC                  | 2.00%  | 5.00%                      | n/a   | 1.20%  | n/a  | n/a                |
|                                    | "X1B" (10)(14)   | (10)     | (14)            | ACC                  | 2.00%  | 5.00%                      | n/a   | 1.20%  | n/a  | n/a                |
|                                    | "X1BH" (7)(14)   | (7)      | (14)            | ACC                  | 2.00%  | 5.00%                      | n/a   | 1.20%  | 0.10%  | n/a                |
|                                    | "X2A" (14)       | EUR      | (14)            | D                    | 2.00%  | 5.00%                      | n/a   | 1.20%  | n/a  | n/a                |
|                                    | "X2A" (10)(14)   | (10)     | (14)            | D                    | 2.00%  | 5.00%                      | n/a   | 1.20%  | n/a  | n/a                |
|                                    | "X2AH" (7)(14)   | (7)      | (14)            | D                    | 2.00%  | 5.00%                      | n/a   | 1.20%  | 0.10%  | n/a                |
|                                    | "X2B" (14)       | EUR      | (14)            | ACC                  | 2.00%  | 5.00%                      | n/a   | 1.20%  | n/a  | n/a                |
|                                    | "X2B" (10)(14)   | (10)     | (14)            | ACC                  | 2.00%  | 5.00%                      | n/a   | 1.20%  | n/a  | n/a                |
|                                    | "X2BH" (7)(14)   | (7)      | (14)            | ACC                  | 2.00%  | 5.00%                      | n/a   | 1.20%  | 0.10%  | n/a                |
|                                    | "X3A" (14)       | EUR      | (14)            | D                    | 2.00%  | 5.00%                      | n/a   | 1.20%  | n/a  | n/a                |
|                                    | "X3A" (10)(14)   | (10)     | (14)            | D                    | 2.00%  | 5.00%                      | n/a   | 1.20%  | n/a  | n/a                |
|                                    | "X3AH" (7)(14)   | (7)      | (14)            | D                    | 2.00%  | 5.00%                      | n/a   | 1.20%  | 0.10%  | n/a                |
|                                    | "X3B" (14)       | EUR      | (14)            | ACC                  | 2.00%  | 5.00%                      | n/a   | 1.20%  | n/a  | n/a                |
|                                    | "X3B" (10)(14)   | (10)     | (14)            | ACC                  | 2.00%  | 5.00%                      | n/a   | 1.20%  | n/a  | n/a                |
|                                    | "X3BH" (7)(14)   | (7)      | (14)            | ACC                  | 2.00%  | 5.00%                      | n/a   | 1.20%  | 0.10%  | n/a                |
| UBS (Lux)                          | "A"              | USD      | n/a             | D                    | 2.00%  | 5.00%                      | n/a   | 1.20%  | n/a  | n/a                |
| Global High Yield                  | "AH" (7)         | (7)      | n/a             | D                    | 2.00%  | 5.00%                      | n/a   | 1.20%  | n/a  | n/a                |
| Bond Fund                          | "B"              | USD      | n/a             | ACC                  | 2.00%  | 5.00%                      | n/a   | 1.20%  | n/a  | n/a                |
| (USD)                              | "BH" (7)         | (7)      | n/a             | ACC                  | 2.00%  | 5.00%                      | n/a   | 1.20%  | n/a  | n/a                |
|                                    | "BH" (7)         | CHF      | n/a             | ACC                  | 2.00%  | 5.00%                      | n/a   | 1.20%  | n/a  | n/a                |
|                                    | "CA" (15)        | USD      | n/a             | D                    | 2.00%  | n/a                        | 0.70%   | 1.20%  | n/a  | n/a                |
|                                    | "CA" (10)(15)    | (10)     | n/a             | D                    | 2.00%  | n/a                        | 0.70%   | 1.20%  | n/a  | n/a                |
|                                    | "CAH" (7)(15)    | (7)      | n/a             | D                    | 2.00%  | n/a                        | 0.70%   | 1.20%  | n/a  | n/a                |
|                                    | "CAH" (7)(15)    | EUR      | n/a             | D                    | 2.00%  | n/a                        | 0.70%   | 1.20%  | n/a  | n/a                |
|                                    | "CAH" (7)(15)    | CHF      | n/a             | D                    | 2.00%  | n/a                        | 0.70%   | 1.20%  | n/a  | n/a                |
|                                    | "CB" (15)        | USD      | n/a             | ACC                  | 2.00%  | n/a                        | 0.70%   | 1.20%  | n/a  | n/a                |
|                                    | "CB" (10)(15)    | (10)     | n/a             | ACC                  | 2.00%  | n/a                        | 0.70%   | 1.20%  | n/a  | n/a                |
|                                    | "CBH" (7)(15)    | (7)      | n/a             | ACC                  | 2.00%  | n/a                        | 0.70%   | 1.20%  | n/a  | n/a                |
|                                    | "CBH" (7)(15)    | EUR      | n/a             | ACC                  | 2.00%  | n/a                        | 0.70%   | 1.20%  | n/a  | n/a                |
|                                    | "CBH" (7)(15)    | CHF      | n/a             | ACC                  | 2.00%  | n/a                        | 0.70%   | 1.20%  | n/a  | n/a                |
|                                    | "DA" (4)         | USD      | n/a             | D                    | 2.00%  | n/a                        | n/a   | n/a (5)  | n/a  | n/a                |
|                                    | "DA" (4)(10)     | EUR      | n/a             | D                    | 2.00%  | n/a                        | n/a   | n/a (5)  | n/a  | n/a                |
|                                    | "DAH" (4)(7)     | EUR      | n/a             | D                    | 2.00%  | n/a                        | n/a   | n/a (5)  | n/a  | n/a                |
|                                    | "DAH" (4)(7)     | CHF      | n/a             | D                    | 2.00%  | n/a                        | n/a   | n/a (5)  | n/a  | n/a                |
|                                    | "DB" (4)         | USD      | n/a             | ACC                  | 2.00%  | n/a                        | n/a   | n/a (5)  | n/a  | n/a                |
|                                    | "DB" (4)(10)     | EUR      | n/a             | ACC                  | 2.00%  | n/a                        | n/a   | n/a (5)  | n/a  | n/a                |
|                                    | "DBH" (4)(7)     | (7)      | n/a             | ACC                  | 2.00%  | n/a                        | n/a   | n/a (5)  | n/a  | n/a                |
|                                    | "DBH" (4)(7)     | CHF      | n/a             | ACC                  | 2.00%  | n/a                        | n/a   | n/a (5)  | n/a  | n/a                |
|                                    | "DBH" (4)(7)     | EUR      | n/a             | ACC                  | 2.00%  | n/a                        | n/a   | n/a (5)  | n/a  | n/a                |
|                                    | "EA" (11)        | USD      | n/a             | D                    | 2.00%  | 3.00%                      | n/a   | 0.70%  | n/a  | n/a                |
|                                    | "EA" (10)(11)    | EUR      | n/a             | D                    | 2.00%  | 3.00%                      | n/a   | 0.70%  | n/a  | n/a                |

| Subfund<br>(Reference<br>Currency) | Share Class      | Currency | Minimum holding | Share<br>Type<br>(2) | Maximum<br>Adjustment<br>of the Net<br>Asset Value | Maximum<br>sales<br>charge | Maximum<br>distribution<br>fee (per<br>annum) | Maximum<br>management<br>fee<br>(per annum)<br>(3) | Maximum<br>FX<br>hedging<br>fee (per<br>annum)<br>(17) | Performance<br>fee |
|------------------------------------|------------------|----------|-----------------|----------------------|--|----------------------------|---|--|--|--------------------|
|                                    | "EAH" (7)(11)    | (7)      | n/a             | D                    | 2.00%  | 3.00%                      | n/a   | 0.70%  | n/a  | n/a                |
|                                    | "EB" (11)        | USD      | n/a             | ACC                  | 2.00%  | 3.00%                      | n/a   | 0.70%  | n/a  | n/a                |
|                                    | "EB" (10)(11)    | EUR      | n/a             | ACC                  | 2.00%  | 3.00%                      | n/a   | 0.70%  | n/a  | n/a                |
|                                    | "EBH" (7)(11)    | (7)      | n/a             | ACC                  | 2.00%  | 3.00%                      | n/a   | 0.70%  | n/a  | n/a                |
|                                    | "EBH" (7)(11)    | CHF      | n/a             | ACC                  | 2.00%  | 3.00%                      | n/a   | 0.70%  | n/a  | n/a                |
|                                    | "EBH" (7)(11)    | EUR      | n/a             | ACC                  | 2.00%  | 3.00%                      | n/a   | 0.70%  | n/a  | n/a                |
|                                    | "IA"             | USD      | 500'000         | D                    | 2.00%  | 3.00%                      | n/a   | 0.70%  | n/a  | n/a                |
|                                    | "IAH" (7)        | (7)      | -               | D                    | 2.00%  | 3.00%                      | n/a   | 0.70%  | n/a  | n/a                |
|                                    | "IA25"           | USD      | 25'000'000      | D                    | 2.00%  | 0.50%                      | n/a   | 0.40%  | n/a  | n/a                |
|                                    | "IAH25" (7)      | (7)      | n/a             | D                    | 2.00%  | 0.50%                      | n/a   | 0.40%  | n/a  | n/a                |
|                                    | "IB"             | USD      | 500'000         | ACC                  | 2.00%  | 3.00%                      | n/a   | 0.70%  | n/a  | n/a                |
|                                    | "IBH" (7)        | (7)      | -               | ACC                  | 2.00%  | 3.00%                      | n/a   | 0.70%  | n/a  | n/a                |
|                                    | "IBH" (7)        | CHF      | 500'000         | ACC                  | 2.00%  | 3.00%                      | n/a   | 0.70%  | n/a  | n/a                |
|                                    | "IBH" (7)        | EUR      | 500'000         | ACC                  | 2.00%  | 3.00%                      | n/a   | 0.70%  | n/a  | n/a                |
|                                    | "IB25"           | USD      | 25'000'000      | ACC                  | 2.00%  | 0.50%                      | n/a   | 0.40%  | n/a  | n/a                |
|                                    | "IBH25" (7)      | (7)      | n/a             | ACC                  | 2.00%  | 0.50%                      | n/a   | 0.40%  | n/a  | n/a                |
|                                    | "MA" (10)(11)    | USD      | 25'000'000      | D                    | 2.00%  | 0.50%                      | n/a   | 0.40%  | n/a  | n/a                |
|                                    | "MA" (10)(11)    | EUR      | 25'000'000      | D                    | 2.00%  | 0.50%                      | n/a   | 0.40%  | n/a  | n/a                |
|                                    | "MAH" (7)(11)    | (7)      | 25'000'000      | D                    | 2.00%  | 0.50%                      | n/a   | 0.40%  | n/a  | n/a                |
|                                    | "MB" (10)(11)    | USD      | 25'000'000      | ACC                  | 2.00%  | 0.50%                      | n/a   | 0.40%  | n/a  | n/a                |
|                                    | "MB" (10)(11)    | EUR      | 25'000'000      | ACC                  | 2.00%  | 0.50%                      | n/a   | 0.40%  | n/a  | n/a                |
|                                    | "MBH" (7)(11)    | (7)      | 25'000'000      | ACC                  | 2.00%  | 0.50%                      | n/a   | 0.40%  | n/a  | n/a                |
|                                    | "UA" (12)        | USD      | n/a             | D                    | 2.00%  | 5.00%                      | n/a   | 0.90%  | n/a  | n/a                |
|                                    | "UAH" (7)(12)    | (7)      | n/a             | D                    | 2.00%  | 5.00%                      | n/a   | 0.90%  | n/a  | n/a                |
|                                    | "UB" (12)        | USD      | n/a             | ACC                  | 2.00%  | 5.00%                      | n/a   | 0.90%  | n/a  | n/a                |
|                                    | "UBH" (7)(12)    | (7)      | n/a             | ACC                  | 2.00%  | 5.00%                      | n/a   | 0.90%  | n/a  | n/a                |
|                                    | "UA500" (12)     | USD      | 500'000         | D                    | 2.00%  | 3.00%                      | n/a   | 0.70%  | n/a  | n/a                |
|                                    | "UAH500" (7)(12) | (7)      | -               | D                    | 2.00%  | 3.00%                      | n/a   | 0.70%  | n/a  | n/a                |
|                                    | "UB500" (12)     | USD      | 500'000         | ACC                  | 2.00%  | 3.00%                      | n/a   | 0.70%  | n/a  | n/a                |
|                                    | "UBH500" (7)(12) | (7)      | -               | ACC                  | 2.00%  | 3.00%                      | n/a   | 0.70%  | n/a  | n/a                |
|                                    | "LXA" (18)       | USD      | (18)            | D                    | 2.00%  | n/a                        | n/a   | 0.70%  | n/a  | n/a                |
|                                    | "UXAH" (7)(18)   | (18)     | (18)            | D                    | 2.00%  | n/a                        | n/a   | 0.70%  | n/a  | n/a                |
|                                    | "UXAH" (7)(18)   | EUR      | (18)            | D                    | 2.00%  | n/a                        | n/a   | 0.70%  | n/a  | n/a                |
|                                    | "UXAH" (7)(18)   | CHF      | (18)            | D                    | 2.00%  | n/a                        | n/a   | 0.70%  | n/a  | n/a                |
|                                    | "UXB" (18)       | USD      | (18)            | ACC                  | 2.00%  | n/a                        | n/a   | 0.70%  | n/a  | n/a                |
|                                    | "UXBH" (7)(18)   | (7)      | (18)            | ACC                  | 2.00%  | n/a                        | n/a   | 0.70%  | n/a  | n/a                |
|                                    | "UXBH" (7)(18)   | EUR      | (18)            | ACC                  | 2.00%  | n/a                        | n/a   | 0.70%  | n/a  | n/a                |
|                                    | "UXBH" (7)(18)   | CHF      | (18)            | ACC                  | 2.00%  | n/a                        | n/a   | 0.70%  | n/a  | n/a                |
|                                    | "X1A" (14)       | USD      | (14)            | D                    | 2.00%  | 5.00%                      | n/a   | 1.20%  | n/a  | n/a                |
|                                    | "X1A" (10)(14)   | (10)     | (14)            | D                    | 2.00%  | 5.00%                      | n/a   | 1.20%  | n/a  | n/a                |
|                                    | "X1AH" (7)(14)   | (7)      | (14)            | D                    | 2.00%  | 5.00%                      | n/a   | 1.20%  | n/a  | n/a                |
|                                    | "X1B" (14)       | USD      | (14)            | ACC                  | 2.00%  | 5.00%                      | n/a   | 1.20%  | n/a  | n/a                |
|                                    | "X1B" (10)(14)   | (10)     | (14)            | ACC                  | 2.00%  | 5.00%                      | n/a   | 1.20%  | n/a  | n/a                |
|                                    | "X1BH" (7)(14)   | (7)      | (14)            | ACC                  | 2.00%  | 5.00%                      | n/a   | 1.20%  | n/a  | n/a                |
|                                    | "X2A" (14)       | USD      | (14)            | D                    | 2.00%  | 5.00%                      | n/a   | 1.20%  | n/a  | n/a                |
|                                    | "X2A" (10)(14)   | (10)     | (14)            | D                    | 2.00%  | 5.00%                      | n/a   | 1.20%  | n/a  | n/a                |
|                                    | "X2AH" (7)(14)   | (7)      | (14)            | D                    | 2.00%  | 5.00%                      | n/a   | 1.20%  | n/a  | n/a                |
|                                    | "X2B" (14)       | USD      | (14)            | ACC                  | 2.00%  | 5.00%                      | n/a   | 1.20%  | n/a  | n/a                |
|                                    | "X2B" (10)(14)   | (10)     | (14)            | ACC                  | 2.00%  | 5.00%                      | n/a   | 1.20%  | n/a  | n/a                |
|                                    | "X2BH" (7)(14)   | (7)      | (14)            | ACC                  | 2.00%  | 5.00%                      | n/a   | 1.20%  | n/a  | n/a                |
|                                    | "X3A" (14)       | USD      | (14)            | D                    | 2.00%  | 5.00%                      | n/a   | 1.20%  | n/a  | n/a                |
|                                    | "X3A" (10)(14)   | (10)     | (14)            | D                    | 2.00%  | 5.00%                      | n/a   | 1.20%  | n/a  | n/a                |
|                                    | "X3AH" (7)(14)   | (7)      | (14)            | D                    | 2.00%  | 5.00%                      | n/a   | 1.20%  | n/a  | n/a                |
|                                    | "X3B" (14)       | USD      | (14)            | ACC                  | 2.00%  | 5.00%                      | n/a   | 1.20%  | n/a  | n/a                |
|                                    | "X3B" (10)(14)   | (10)     | (14)            | ACC                  | 2.00%  | 5.00%                      | n/a   | 1.20%  | n/a  | n/a                |
|                                    | "X3BH" (7)(14)   | (7)      | (14)            | ACC                  | 2.00%  | 5.00%                      | n/a   | 1.20%  | n/a  | n/a                |
| Credit Suisse (Lux)                | "A"              | USD      | n/a             | D                    | 2.00%  | 5.00%                      | n/a   | 1.00%  | n/a  | n/a                |
| Global Inflation                   | "AH" (7)         | (7)      | n/a             | D                    | 2.00%  | 5.00%                      | n/a   | 1.00%  | 0.10%  | n/a                |
| Linked Bond Fund                   | "AH" (7)         | EUR      | n/a             | D                    | 2.00%  | 5.00%                      | n/a   | 1.00%  | 0.10%  | n/a                |
| (USD)                              | "B"              | USD      | n/a             | ACC                  | 2.00%  | 5.00%                      | n/a   | 1.00%  | n/a  | n/a                |
|                                    | "BH" (7)         | (7)      | n/a             | ACC                  | 2.00%  | 5.00%                      | n/a   | 1.00%  | 0.10%  | n/a                |
|                                    | "BH" (7)         | EUR      | n/a             | ACC                  | 2.00%  | 5.00%                      | n/a   | 1.00%  | 0.10%  | n/a                |
|                                    | "CA" (15)        | USD      | n/a             | D                    | 2.00%  | n/a                        | 0.50%   | 1.00%  | n/a  | n/a                |
|                                    | "CA" (10)(15)    | (10)     | n/a             | D                    | 2.00%  | n/a                        | 0.50%   | 1.00%  | n/a  | n/a                |
|                                    | "CAH" (7)(15)    | (7)      | n/a             | D                    | 2.00%  | n/a                        | 0.50%   | 1.00%  | 0.10%  | n/a                |
|                                    | "CAH" (7)(15)    | EUR      | n/a             | D                    | 2.00%  | n/a                        | 0.50%   | 1.00%  | 0.10%  | n/a                |
|                                    | "CAH" (7)(15)    | CHF      | n/a             | D                    | 2.00%  | n/a                        | 0.50%   | 1.00%  | 0.10%  | n/a                |
|                                    | "CB" (15)        | USD      | n/a             | ACC                  | 2.00%  | n/a                        | 0.50%   | 1.00%  | n/a  | n/a                |
|                                    | "CB" (10)(15)    | (10)     | n/a             | ACC                  | 2.00%  | n/a                        | 0.50%   | 1.00%  | n/a  | n/a                |
|                                    | "CBH" (7)(15)    | (7)      | n/a             | ACC                  | 2.00%  | n/a                        | 0.50%   | 1.00%  | 0.10%  | n/a                |



| Subfund<br>(Reference<br>Currency) | Share Class | Currency | Minimum holding | Share<br>Type<br>(2) | Maximum<br>Adjustment<br>of the Net<br>Asset Value | Maximum<br>sales<br>charge | Maximum<br>distribution<br>fee (per<br>annum) | Maximum<br>management<br>fee<br>(per annum)<br>(3) | Maximum<br>FX<br>hedging<br>fee (per<br>annum)<br>(17) | Performance<br>fee |
|------------------------------------|-------------|----------|-----------------|----------------------|--|----------------------------|---|--|--|--------------------|
| "CBH" (7) (15)                     |             | EUR      | n/a             | ACC                  | 2.00%  | n/a                        | 0.50%   | 1.00%  | 0.10%  | n/a                |
| "CBH" (7) (15)                     |             | CHF      | n/a             | ACC                  | 2.00%  | n/a                        | 0.50%   | 1.00%  | 0.10%  | n/a                |
| "DA" (4) (10)                      |             | EUR      | n/a             | D                    | 2.00%  | n/a                        | n/a   | n/a (5)  | n/a  | n/a                |
| "DB" (4)                           |             | USD      | n/a             | ACC                  | 2.00%  | n/a                        | n/a   | n/a (5)  | n/a  | n/a                |
| "DB" (4) (10)                      |             | EUR      | n/a             | ACC                  | 2.00%  | n/a                        | n/a   | n/a (5)  | n/a  | n/a                |
| "DBH" (4) (7)                      |             | (7)      | n/a             | ACC                  | 2.00%  | n/a                        | n/a   | n/a (5)  | n/a  | n/a                |
| "DBH" (4) (7)                      |             | CHF      | n/a             | ACC                  | 2.00%  | n/a                        | n/a   | n/a (5)  | n/a  | n/a                |
| "DBH" (4) (7)                      |             | EUR      | n/a             | ACC                  | 2.00%  | n/a                        | n/a   | n/a (5)  | n/a  | n/a                |
| "EA" (11)                          |             | USD      | n/a             | D                    | 2.00%  | 3.00%                      | n/a   | 0.60%  | n/a  | n/a                |
| "EA" (10) (11)                     |             | EUR      | n/a             | D                    | 2.00%  | 3.00%                      | n/a   | 0.60%  | n/a  | n/a                |
| "EAH" (7) (11)                     |             | (7)      | n/a             | D                    | 2.00%  | 3.00%                      | n/a   | 0.60%  | 0.10%  | n/a                |
| "EB" (11)                          |             | USD      | n/a             | ACC                  | 2.00%  | 3.00%                      | n/a   | 0.60%  | n/a  | n/a                |
| "EB" (10) (11)                     |             | EUR      | n/a             | ACC                  | 2.00%  | 3.00%                      | n/a   | 0.60%  | n/a  | n/a                |
| "EBH" (7) (11)                     |             | (7)      | n/a             | ACC                  | 2.00%  | 3.00%                      | n/a   | 0.60%  | 0.10%  | n/a                |
| "EBH" (7) (11)                     |             | CHF      | n/a             | ACC                  | 2.00%  | 3.00%                      | n/a   | 0.60%  | 0.10%  | n/a                |
| "EBH" (7) (11)                     |             | EUR      | n/a             | ACC                  | 2.00%  | 3.00%                      | n/a   | 0.60%  | 0.10%  | n/a                |
| "IA" (7)                           |             | USD      | 500'000         | D                    | 2.00%  | 3.00%                      | n/a   | 0.60%  | n/a  | n/a                |
| "IAH" (7)                          |             | (7)      | –               | D                    | 2.00%  | 3.00%                      | n/a   | 0.60%  | 0.10%  | n/a                |
| "IA25" (7)                         |             | USD      | 25'000'000      | D                    | 2.00%  | 0.50%                      | n/a   | 0.25%  | n/a  | n/a                |
| "IAH25" (7)                        |             | (7)      | n/a             | D                    | 2.00%  | 0.50%                      | n/a   | 0.25%  | 0.10%  | n/a                |
| "IB" (7)                           |             | USD      | 500'000         | ACC                  | 2.00%  | 3.00%                      | n/a   | 0.60%  | n/a  | n/a                |
| "IBH" (7)                          |             | (7)      | –               | ACC                  | 2.00%  | 3.00%                      | n/a   | 0.60%  | 0.10%  | n/a                |
| "IBH" (7)                          |             | CHF      | 500'000         | ACC                  | 2.00%  | 3.00%                      | n/a   | 0.60%  | 0.10%  | n/a                |
| "IBH" (7)                          |             | EUR      | 500'000         | ACC                  | 2.00%  | 3.00%                      | n/a   | 0.60%  | 0.10%  | n/a                |
| "IB25" (7)                         |             | USD      | 25'000'000      | ACC                  | 2.00%  | 0.50%                      | n/a   | 0.25%  | n/a  | n/a                |
| "IBH25" (7)                        |             | (7)      | n/a             | ACC                  | 2.00%  | 0.50%                      | n/a   | 0.25%  | 0.10%  | n/a                |
| "MA" (11)                          |             | USD      | 25'000'000      | D                    | 2.00%  | 0.50%                      | n/a   | 0.25%  | n/a  | n/a                |
| "MAH" (7) (11)                     |             | (7)      | 25'000'000      | D                    | 2.00%  | 0.50%                      | n/a   | 0.25%  | 0.10%  | n/a                |
| "MB" (11)                          |             | USD      | 25'000'000      | ACC                  | 2.00%  | 0.50%                      | n/a   | 0.25%  | n/a  | n/a                |
| "MBH" (7) (11)                     |             | (7)      | 25'000'000      | ACC                  | 2.00%  | 0.50%                      | n/a   | 0.25%  | 0.10%  | n/a                |
| "UA" (12)                          |             | USD      | n/a             | D                    | 2.00%  | 5.00%                      | n/a   | 0.75%  | n/a  | n/a                |
| "UAH" (7) (12)                     |             | (7)      | n/a             | D                    | 2.00%  | 5.00%                      | n/a   | 0.75%  | 0.10%  | n/a                |
| "UAH" (7) (12)                     |             | EUR      | n/a             | D                    | 2.00%  | 5.00%                      | n/a   | 0.75%  | 0.10%  | n/a                |
| "UAH" (7) (12)                     |             | CHF      | n/a             | D                    | 2.00%  | 5.00%                      | n/a   | 0.75%  | 0.10%  | n/a                |
| "UAH" (7) (12)                     |             | GBP      | n/a             | D                    | 2.00%  | 5.00%                      | n/a   | 0.75%  | 0.10%  | n/a                |
| "UB" (12)                          |             | USD      | n/a             | ACC                  | 2.00%  | 5.00%                      | n/a   | 0.75%  | n/a  | n/a                |
| "UBH" (7) (12)                     |             | (7)      | n/a             | ACC                  | 2.00%  | 5.00%                      | n/a   | 0.75%  | 0.10%  | n/a                |
| "UBH" (7) (12)                     |             | EUR      | n/a             | ACC                  | 2.00%  | 5.00%                      | n/a   | 0.75%  | 0.10%  | n/a                |
| "UBH" (7) (12)                     |             | CHF      | n/a             | ACC                  | 2.00%  | 5.00%                      | n/a   | 0.75%  | 0.10%  | n/a                |
| "UBH" (7) (12)                     |             | GBP      | n/a             | ACC                  | 2.00%  | 5.00%                      | n/a   | 0.75%  | 0.10%  | n/a                |
| "UA500" (12)                       |             | USD      | 500'000         | D                    | 2.00%  | 3.00%                      | n/a   | 0.60%  | n/a  | n/a                |
| "UAH500" (7) (12)                  |             | (7)      | –               | D                    | 2.00%  | 3.00%                      | n/a   | 0.60%  | 0.10%  | n/a                |
| "UB500" (12)                       |             | USD      | 500'000         | ACC                  | 2.00%  | 3.00%                      | n/a   | 0.60%  | n/a  | n/a                |
| "UBH500" (7) (12)                  |             | (7)      | –               | ACC                  | 2.00%  | 3.00%                      | n/a   | 0.60%  | 0.10%  | n/a                |
| "UXA" (18)                         |             | USD      | (18)            | D                    | 2.00%  | n/a                        | n/a   | 0.60%  | n/a  | n/a                |
| "UXAH" (7) (18)                    |             | (7)      | (18)            | D                    | 2.00%  | n/a                        | n/a   | 0.60%  | 0.10%  | n/a                |
| "UXAH" (7) (18)                    |             | EUR      | (18)            | D                    | 2.00%  | n/a                        | n/a   | 0.60%  | 0.10%  | n/a                |
| "UXAH" (7) (18)                    |             | CHF      | (18)            | D                    | 2.00%  | n/a                        | n/a   | 0.60%  | 0.10%  | n/a                |
| "UXB" (18)                         |             | USD      | (18)            | ACC                  | 2.00%  | n/a                        | n/a   | 0.60%  | n/a  | n/a                |
| "UXBH" (7) (18)                    |             | (7)      | (18)            | ACC                  | 2.00%  | n/a                        | n/a   | 0.60%  | 0.10%  | n/a                |
| "UXBH" (7) (18)                    |             | EUR      | (18)            | ACC                  | 2.00%  | n/a                        | n/a   | 0.60%  | 0.10%  | n/a                |
| "UXBH" (7) (18)                    |             | CHF      | (18)            | ACC                  | 2.00%  | n/a                        | n/a   | 0.60%  | 0.10%  | n/a                |
| "X1A" (14)                         |             | USD      | (14)            | D                    | 2.00%  | 5.00%                      | n/a   | 1.00%  | n/a  | n/a                |
| "X1A" (10) (14)                    |             | (10)     | (14)            | D                    | 2.00%  | 5.00%                      | n/a   | 1.00%  | n/a  | n/a                |
| "X1AH" (7) (14)                    |             | (7)      | (14)            | D                    | 2.00%  | 5.00%                      | n/a   | 1.00%  | 0.10%  | n/a                |
| "X1B" (14)                         |             | USD      | (14)            | ACC                  | 2.00%  | 5.00%                      | n/a   | 1.00%  | n/a  | n/a                |
| "X1B" (10) (14)                    |             | (10)     | (14)            | ACC                  | 2.00%  | 5.00%                      | n/a   | 1.00%  | n/a  | n/a                |
| "X1BH" (7) (14)                    |             | (7)      | (14)            | ACC                  | 2.00%  | 5.00%                      | n/a   | 1.00%  | 0.10%  | n/a                |
| "X2A" (14)                         |             | USD      | (14)            | D                    | 2.00%  | 5.00%                      | n/a   | 1.00%  | n/a  | n/a                |
| "X2A" (10) (14)                    |             | (10)     | (14)            | D                    | 2.00%  | 5.00%                      | n/a   | 1.00%  | n/a  | n/a                |
| "X2AH" (7) (14)                    |             | (7)      | (14)            | D                    | 2.00%  | 5.00%                      | n/a   | 1.00%  | 0.10%  | n/a                |
| "X2B" (14)                         |             | USD      | (14)            | ACC                  | 2.00%  | 5.00%                      | n/a   | 1.00%  | n/a  | n/a                |
| "X2B" (10) (14)                    |             | (10)     | (14)            | ACC                  | 2.00%  | 5.00%                      | n/a   | 1.00%  | n/a  | n/a                |
| "X2BH" (7) (14)                    |             | (7)      | (14)            | ACC                  | 2.00%  | 5.00%                      | n/a   | 1.00%  | 0.10%  | n/a                |
| "X3A" (14)                         |             | USD      | (14)            | D                    | 2.00%  | 5.00%                      | n/a   | 1.00%  | n/a  | n/a                |
| "X3A" (10) (14)                    |             | (10)     | (14)            | D                    | 2.00%  | 5.00%                      | n/a   | 1.00%  | n/a  | n/a                |
| "X3AH" (7) (14)                    |             | (7)      | (14)            | D                    | 2.00%  | 5.00%                      | n/a   | 1.00%  | 0.10%  | n/a                |
| "X3B" (14)                         |             | USD      | (14)            | ACC                  | 2.00%  | 5.00%                      | n/a   | 1.00%  | n/a  | n/a                |
| "X3B" (10) (14)                    |             | (10)     | (14)            | ACC                  | 2.00%  | 5.00%                      | n/a   | 1.00%  | n/a  | n/a                |
| "X3BH" (7) (14)                    |             | (7)      | (14)            | ACC                  | 2.00%  | 5.00%                      | n/a   | 1.00%  | 0.10%  | n/a                |

| Subfund<br>(Reference<br>Currency)       | Share Class    | Currency | Minimum holding | Share<br>Type<br>(2) | Maximum<br>Adjustment<br>of the Net<br>Asset Value | Maximum<br>sales<br>charge | Maximum<br>distribution<br>fee (per<br>annum) | Maximum<br>management<br>fee<br>(per annum)<br>(3) | Maximum<br>FX<br>hedging<br>fee (per<br>annum)<br>(17) | Performance<br>fee |
|--|----------------|----------|-----------------|----------------------|--|----------------------------|---|--|--|--------------------|
| UBS (Lux)<br>Credit Income Fund<br>(USD) | "A"            | USD      | n/a             | D                    | 2.00%  | 5.00%                      | n/a   | 1.20%  | n/a  | n/a                |
|  | "AH" (7)       | (7)      | n/a             | D                    | 2.00%  | 5.00%                      | n/a   | 1.20%  | 0.10%  | n/a                |
|  | "AH" (7)       | EUR      | n/a             | D                    | 2.00%  | 5.00%                      | n/a   | 1.20%  | 0.10%  | n/a                |
|  | "AH" (7)       | CHF      | n/a             | D                    | 2.00%  | 5.00%                      | n/a   | 1.20%  | 0.10%  | n/a                |
|  | "B"            | USD      | n/a             | ACC                  | 2.00%  | 5.00%                      | n/a   | 1.20%  | n/a  | n/a                |
|  | "BH" (7)       | (7)      | n/a             | ACC                  | 2.00%  | 5.00%                      | n/a   | 1.20%  | 0.10%  | n/a                |
|  | "BH" (7)       | EUR      | n/a             | ACC                  | 2.00%  | 5.00%                      | n/a   | 1.20%  | 0.10%  | n/a                |
|  | "CA" (15)      | USD      | n/a             | D                    | 2.00%  | n/a                        | 0.50%   | 1.20%  | n/a  | n/a                |
|  | "CA" (10) (15) | (10)     | n/a             | D                    | 2.00%  | n/a                        | 0.50%   | 1.20%  | n/a  | n/a                |
|  | "CAH" (7) (15) | (7)      | n/a             | D                    | 2.00%  | n/a                        | 0.50%   | 1.20%  | 0.10%  | n/a                |
|  | "CAH" (7) (15) | EUR      | n/a             | D                    | 2.00%  | n/a                        | 0.50%   | 1.20%  | 0.10%  | n/a                |
|  | "CAH" (7) (15) | CHF      | n/a             | D                    | 2.00%  | n/a                        | 0.50%   | 1.20%  | 0.10%  | n/a                |
|  | "CB" (15)      | USD      | n/a             | ACC                  | 2.00%  | n/a                        | 0.50%   | 1.20%  | n/a  | n/a                |
|  | "CB" (10) (15) | (10)     | n/a             | ACC                  | 2.00%  | n/a                        | 0.50%   | 1.20%  | n/a  | n/a                |
|  | "CBH" (7) (15) | (7)      | n/a             | ACC                  | 2.00%  | n/a                        | 0.50%   | 1.20%  | 0.10%  | n/a                |
|  | "CBH" (7) (15) | EUR      | n/a             | ACC                  | 2.00%  | n/a                        | 0.50%   | 1.20%  | 0.10%  | n/a                |
|  | "CBH" (7) (15) | CHF      | n/a             | ACC                  | 2.00%  | n/a                        | 0.50%   | 1.20%  | 0.10%  | n/a                |
|  | "DA" (4)       | USD      | n/a             | D                    | 2.00%  | n/a                        | n/a   | n/a (5)  | n/a  | n/a                |
|  | "DA" (4) (10)  | EUR      | n/a             | D                    | 2.00%  | n/a                        | n/a   | n/a (5)  | n/a  | n/a                |
|  | "DAH" (4) (7)  | CHF      | n/a             | D                    | 2.00%  | n/a                        | n/a   | n/a (5)  | n/a  | n/a                |
|  | "DAH" (4) (7)  | EUR      | n/a             | D                    | 2.00%  | n/a                        | n/a   | n/a (5)  | n/a  | n/a                |
|  | "DB" (4)       | USD      | n/a             | ACC                  | 2.00%  | n/a                        | n/a   | n/a (5)  | n/a  | n/a                |
|  | "DB" (4) (10)  | EUR      | n/a             | ACC                  | 2.00%  | n/a                        | n/a   | n/a (5)  | n/a  | n/a                |
|  | "DBH" (4) (7)  | (7)      | n/a             | ACC                  | 2.00%  | n/a                        | n/a   | n/a (5)  | n/a  | n/a                |
|  | "DBH" (4) (7)  | CHF      | n/a             | ACC                  | 2.00%  | n/a                        | n/a   | n/a (5)  | n/a  | n/a                |
|  | "DBH" (4) (7)  | EUR      | n/a             | ACC                  | 2.00%  | n/a                        | n/a   | n/a (5)  | n/a  | n/a                |
|  | "EA" (11)      | USD      | n/a             | D                    | 2.00%  | 3.00%                      | n/a   | 0.70%  | n/a  | n/a                |
|  | "EA" (10) (11) | EUR      | n/a             | D                    | 2.00%  | 3.00%                      | n/a   | 0.70%  | n/a  | n/a                |
|  | "EAH" (7) (11) | (7)      | n/a             | D                    | 2.00%  | 3.00%                      | n/a   | 0.70%  | 0.10%  | n/a                |
|  | "EB" (11)      | USD      | n/a             | ACC                  | 2.00%  | 3.00%                      | n/a   | 0.70%  | n/a  | n/a                |
|  | "EB" (10) (11) | EUR      | n/a             | ACC                  | 2.00%  | 3.00%                      | n/a   | 0.70%  | n/a  | n/a                |
|  | "EBH" (7) (11) | (7)      | n/a             | ACC                  | 2.00%  | 3.00%                      | n/a   | 0.70%  | 0.10%  | n/a                |
|  | "EBH" (7) (11) | CHF      | n/a             | ACC                  | 2.00%  | 3.00%                      | n/a   | 0.70%  | 0.10%  | n/a                |
|  | "EBH" (7) (11) | EUR      | n/a             | ACC                  | 2.00%  | 3.00%                      | n/a   | 0.70%  | 0.10%  | n/a                |
|  | "IA"           | USD      | 500'000         | D                    | 2.00%  | 3.00%                      | n/a   | 0.70%  | n/a  | n/a                |
|  | "IAH" (7)      | (7)      | –               | D                    | 2.00%  | 3.00%                      | n/a   | 0.70%  | 0.10%  | n/a                |
|  | "IA25"         | USD      | 25'000'000      | D                    | 2.00%  | 0.50%                      | n/a   | 0.40%  | n/a  | n/a                |
|  | "IAH25" (7)    | (7)      | n/a             | D                    | 2.00%  | 0.50%                      | n/a   | 0.40%  | 0.10%  | n/a                |
|  | "IB"           | USD      | 500'000         | ACC                  | 2.00%  | 3.00%                      | n/a   | 0.70%  | n/a  | n/a                |
|  | "IBH" (7)      | (7)      | –               | ACC                  | 2.00%  | 3.00%                      | n/a   | 0.70%  | 0.10%  | n/a                |
|  | "IBH" (7)      | CHF      | 500'000         | ACC                  | 2.00%  | 3.00%                      | n/a   | 0.70%  | 0.10%  | n/a                |
|  | "IBH" (7)      | EUR      | 500'000         | ACC                  | 2.00%  | 3.00%                      | n/a   | 0.70%  | 0.10%  | n/a                |
|  | "IBH" (7)      | GBP      | 500'000         | ACC                  | 2.00%  | 3.00%                      | n/a   | 0.70%  | 0.10%  | n/a                |
|  | "IB25"         | USD      | 25'000'000      | ACC                  | 2.00%  | 0.50%                      | n/a   | 0.40%  | n/a  | n/a                |
|  | "IBH25" (7)    | (7)      | n/a             | ACC                  | 2.00%  | 0.50%                      | n/a   | 0.40%  | 0.10%  | n/a                |
|  | "MA" (11)      | USD      | 25'000'000      | D                    | 2.00%  | 0.50%                      | n/a   | 0.40%  | n/a  | n/a                |
|  | "MAH" (7) (11) | (7)      | 25'000'000      | D                    | 2.00%  | 0.50%                      | n/a   | 0.40%  | 0.10%  | n/a                |
|  | "MB" (11)      | USD      | 25'000'000      | ACC                  | 2.00%  | 0.50%                      | n/a   | 0.40%  | n/a  | n/a                |
|  | "MBH" (7) (11) | (7)      | 25'000'000      | ACC                  | 2.00%  | 0.50%                      | n/a   | 0.40%  | 0.10%  | n/a                |
|  | "MBH" (7) (11) | EUR      | 25'000'000      | ACC                  | 2.00%  | 0.50%                      | n/a   | 0.40%  | 0.10%  | n/a                |
|  | "MBH" (7) (11) | ILS      | 100'000'000     | ACC                  | 2.00%  | 0.50%                      | n/a   | 0.40%  | 0.10%  | n/a                |
|  | "UA" (12)      | USD      | n/a             | D                    | 2.00%  | 5.00%                      | n/a   | 0.90%  | n/a  | n/a                |
|  | "UAH" (7) (12) | (7)      | n/a             | D                    | 2.00%  | 5.00%                      | n/a   | 0.90%  | 0.10%  | n/a                |
| "UAH" (7) (12)                           | EUR            | n/a      | D               | 2.00%                | 5.00%  | n/a                        | 0.90%   | 0.10%  | n/a  |                    |
| "UAH" (7) (12)                           | CHF            | n/a      | D               | 2.00%                | 5.00%  | n/a                        | 0.90%   | 0.10%  | n/a  |                    |
| "UB" (12)                                | USD            | n/a      | ACC             | 2.00%                | 5.00%  | n/a                        | 0.90%   | n/a  | n/a  |                    |
| "UBH" (7) (12)                           | (7)            | n/a      | ACC             | 2.00%                | 5.00%  | n/a                        | 0.90%   | 0.10%  | n/a  |                    |
| "UBH" (7) (12)                           | EUR            | n/a      | ACC             | 2.00%                | 5.00%  | n/a                        | 0.70%   | 0.10%  | n/a  |                    |
| "UA500" (12)                             | USD            | 500'000  | D               | 2.00%                | 3.00%  | n/a                        | 0.70%   | n/a  | n/a  |                    |
| "UAH500" (7) (12)                        | (7)            | –        | D               | 2.00%                | 3.00%  | n/a                        | 0.70%   | 0.10%  | n/a  |                    |
| "UB500" (12)                             | USD            | 500'000  | ACC             | 2.00%                | 3.00%  | n/a                        | 0.70%   | n/a  | n/a  |                    |
| "UBH500" (7) (12)                        | (7)            | –        | ACC             | 2.00%                | 3.00%  | n/a                        | 0.70%   | 0.10%  | n/a  |                    |
| "UXA" (18)                               | USD            | (18)     | D               | 2.00%                | n/a  | n/a                        | 0.70%   | n/a  | n/a  |                    |
| "UXAH" (7) (18)                          | (7)            | (18)     | D               | 2.00%                | n/a  | n/a                        | 0.70%   | 0.10%  | n/a  |                    |
| "UXAH" (7) (18)                          | EUR            | (18)     | D               | 2.00%                | n/a  | n/a                        | 0.70%   | 0.10%  | n/a  |                    |
| "UXAH" (7) (18)                          | CHF            | (18)     | D               | 2.00%                | n/a  | n/a                        | 0.70%   | 0.10%  | n/a  |                    |
| "UXB" (18)                               | USD            | (18)     | ACC             | 2.00%                | n/a  | n/a                        | 0.70%   | n/a  | n/a  |                    |
| "UXBH" (7) (18)                          | (7)            | (18)     | ACC             | 2.00%                | n/a  | n/a                        | 0.70%   | 0.10%  | n/a  |                    |
| "UXBH" (7) (18)                          | EUR            | (18)     | ACC             | 2.00%                | n/a  | n/a                        | 0.70%   | 0.10%  | n/a  |                    |
| "UXBH" (7) (18)                          | CHF            | (18)     | ACC             | 2.00%                | n/a  | n/a                        | 0.70%   | 0.10%  | n/a  |                    |
| "X1A" (14)                               | USD            | (14)     | D               | 2.00%                | 5.00%  | n/a                        | 1.20%   | n/a  | n/a  |                    |

| Subfund<br>(Reference<br>Currency)                        | Share Class     | Currency | Minimum holding | Share<br>Type<br>(2) | Maximum<br>Adjustment<br>of the Net<br>Asset Value | Maximum<br>sales<br>charge | Maximum<br>distribution<br>fee (per<br>annum) | Maximum<br>management<br>fee<br>(per annum)<br>(3) | Maximum<br>FX<br>hedging<br>fee (per<br>annum)<br>(17) | Performance<br>fee |
|---|-----------------|----------|-----------------|----------------------|--|----------------------------|---|--|--|--------------------|
|   | "X1A" (10)(14)  | (10)     | (14)            | D                    | 2.00%  | 5.00%                      | n/a   | 1.20%  | n/a  | n/a                |
|   | "X1AH" (7) (14) | (7)      | (14)            | D                    | 2.00%  | 5.00%                      | n/a   | 1.20%  | 0.10%  | n/a                |
|   | "X1B" (14)      | USD      | (14)            | ACC                  | 2.00%  | 5.00%                      | n/a   | 1.20%  | n/a  | n/a                |
|   | "X1B" (10)(14)  | (10)     | (14)            | ACC                  | 2.00%  | 5.00%                      | n/a   | 1.20%  | n/a  | n/a                |
|   | "X1BH" (7) (14) | (7)      | (14)            | ACC                  | 2.00%  | 5.00%                      | n/a   | 1.20%  | 0.10%  | n/a                |
|   | "X2A" (14)      | USD      | (14)            | D                    | 2.00%  | 5.00%                      | n/a   | 1.20%  | n/a  | n/a                |
|   | "X2A" (10)(14)  | (10)     | (14)            | D                    | 2.00%  | 5.00%                      | n/a   | 1.20%  | n/a  | n/a                |
|   | "X2AH" (7) (14) | (7)      | (14)            | D                    | 2.00%  | 5.00%                      | n/a   | 1.20%  | 0.10%  | n/a                |
|   | "X2B" (14)      | USD      | (14)            | ACC                  | 2.00%  | 5.00%                      | n/a   | 1.20%  | n/a  | n/a                |
|   | "X2B" (10)(14)  | (10)     | (14)            | ACC                  | 2.00%  | 5.00%                      | n/a   | 1.20%  | n/a  | n/a                |
|   | "X2BH" (7) (14) | (7)      | (14)            | ACC                  | 2.00%  | 5.00%                      | n/a   | 1.20%  | 0.10%  | n/a                |
|   | "X3A" (14)      | USD      | (14)            | D                    | 2.00%  | 5.00%                      | n/a   | 1.20%  | n/a  | n/a                |
|   | "X3A" (10)(14)  | (10)     | (14)            | D                    | 2.00%  | 5.00%                      | n/a   | 1.20%  | n/a  | n/a                |
|   | "X3AH" (7) (14) | (7)      | (14)            | D                    | 2.00%  | 5.00%                      | n/a   | 1.20%  | 0.10%  | n/a                |
|   | "X3B" (14)      | USD      | (14)            | ACC                  | 2.00%  | 5.00%                      | n/a   | 1.20%  | n/a  | n/a                |
|   | "X3B" (10)(14)  | (10)     | (14)            | ACC                  | 2.00%  | 5.00%                      | n/a   | 1.20%  | n/a  | n/a                |
|   | "X3BH" (7) (14) | (7)      | (14)            | ACC                  | 2.00%  | 5.00%                      | n/a   | 1.20%  | 0.10%  | n/a                |
| Credit Suisse (Lux)<br>Global Value Bond<br>Fund<br>(USD) | "A"             | USD      | n/a             | D                    | 2.00%  | 5.00%                      | n/a   | 1.00%  | n/a  | n/a                |
|   | "AH"            | EUR      | n/a             | D                    | 2.00%  | 5.00%                      | n/a   | 1.00%  | 0.10%  | n/a                |
|   | "AH"            | CHF      | n/a             | D                    | 2.00%  | 5.00%                      | n/a   | 1.00%  | 0.10%  | n/a                |
|   | "AH"            | SGD      | n/a             | D                    | 2.00%  | 5.00%                      | n/a   | 1.00%  | 0.10%  | n/a                |
|   | "AH" (7)        | (7)      | n/a             | D                    | 2.00%  | 5.00%                      | n/a   | 1.00%  | 0.10%  | n/a                |
|   | "AP"            | USD      | n/a             | D                    | 2.00%  | 5.00%                      | n/a   | 0.85%  | n/a  | (8)                |
|   | "AHP" (7)       | (7)      | n/a             | D                    | 2.00%  | 5.00%                      | n/a   | 0.85%  | 0.10%  | (8)                |
|   | "B"             | USD      | n/a             | ACC                  | 2.00%  | 5.00%                      | n/a   | 1.00%  | n/a  | n/a                |
|   | "BH" (7)        | CHF      | n/a             | ACC                  | 2.00%  | 5.00%                      | n/a   | 1.00%  | 0.10%  | n/a                |
|   | "BH" (7)        | EUR      | n/a             | ACC                  | 2.00%  | 5.00%                      | n/a   | 1.00%  | 0.10%  | n/a                |
|   | "BH" (7)        | (7)      | n/a             | ACC                  | 2.00%  | 5.00%                      | n/a   | 1.00%  | 0.10%  | n/a                |
|   | "BP"            | USD      | n/a             | ACC                  | 2.00%  | 5.00%                      | n/a   | 0.85%  | n/a  | (8)                |
|   | "BHP" (7)       | (7)      | n/a             | ACC                  | 2.00%  | 5.00%                      | n/a   | 0.85%  | 0.10%  | (8)                |
|   | "CA" (15)       | USD      | n/a             | D                    | 2.00%  | n/a                        | 0.50%   | 1.00%  | n/a  | n/a                |
|   | "CA" (10) (15)  | (10)     | n/a             | D                    | 2.00%  | n/a                        | 0.50%   | 1.00%  | n/a  | n/a                |
|   | "CAH" (7) (15)  | (7)      | n/a             | D                    | 2.00%  | n/a                        | 0.50%   | 1.00%  | 0.10%  | n/a                |
|   | "CAH" (7) (15)  | EUR      | n/a             | D                    | 2.00%  | n/a                        | 0.50%   | 1.00%  | 0.10%  | n/a                |
|   | "CAH" (7) (15)  | CHF      | n/a             | D                    | 2.00%  | n/a                        | 0.50%   | 1.00%  | 0.10%  | n/a                |
|   | "CAP" (15)      | USD      | n/a             | D                    | 2.00%  | n/a                        | 0.50%   | 0.85%  | n/a  | (8)                |
|   | "CAP" (10) (15) | (10)     | n/a             | D                    | 2.00%  | n/a                        | 0.50%   | 0.85%  | n/a  | (8)                |
|   | "CAHP" (7) (15) | (7)      | n/a             | D                    | 2.00%  | n/a                        | 0.50%   | 0.85%  | 0.10%  | (8)                |
|   | "CB" (15)       | USD      | n/a             | ACC                  | 2.00%  | n/a                        | 0.50%   | 1.00%  | n/a  | n/a                |
|   | "CB" (10) (15)  | (10)     | n/a             | ACC                  | 2.00%  | n/a                        | 0.50%   | 1.00%  | n/a  | n/a                |
|   | "CBH" (7) (15)  | (7)      | n/a             | ACC                  | 2.00%  | n/a                        | 0.50%   | 1.00%  | 0.10%  | n/a                |
|   | "CBH" (7) (15)  | EUR      | n/a             | ACC                  | 2.00%  | n/a                        | 0.50%   | 1.00%  | 0.10%  | n/a                |
|   | "CBH" (7) (15)  | CHF      | n/a             | ACC                  | 2.00%  | n/a                        | 0.50%   | 1.00%  | 0.10%  | n/a                |
|   | "CBP" (15)      | USD      | n/a             | ACC                  | 2.00%  | n/a                        | 0.50%   | 0.85%  | n/a  | (8)                |
|   | "CBP" (10) (15) | (10)     | n/a             | ACC                  | 2.00%  | n/a                        | 0.50%   | 0.85%  | n/a  | (8)                |
|   | "CBHP" (7) (15) | (7)      | n/a             | ACC                  | 2.00%  | n/a                        | 0.50%   | 0.85%  | 0.10%  | (8)                |
|   | "DA" (4)        | USD      | n/a             | D                    | 2.00%  | n/a                        | n/a   | n/a (5)  | n/a  | n/a                |
|   | "DA" (4)(10)    | EUR      | n/a             | D                    | 2.00%  | n/a                        | n/a   | n/a (5)  | n/a  | n/a                |
|   | "DAH" (4) (7)   | CHF      | n/a             | D                    | 2.00%  | n/a                        | n/a   | n/a (5)  | n/a  | n/a                |
|   | "DAH" (4) (7)   | EUR      | n/a             | D                    | 2.00%  | n/a                        | n/a   | n/a (5)  | n/a  | n/a                |
|   | "DAH" (4) (7)   | (7)      | n/a             | D                    | 2.00%  | n/a                        | n/a   | n/a (5)  | n/a  | n/a                |
|   | "DAP" (4)       | USD      | n/a             | D                    | 2.00%  | n/a                        | n/a   | n/a (6)  | n/a  | (8)                |
|   | "DAP" (4) (7)   | (7)      | n/a             | D                    | 2.00%  | n/a                        | n/a   | n/a (6)  | n/a  | (8)                |
|   | "DB" (4)        | USD      | n/a             | ACC                  | 2.00%  | n/a                        | n/a   | n/a (5)  | n/a  | n/a                |
|   | "DB" (4)(10)    | EUR      | n/a             | ACC                  | 2.00%  | n/a                        | n/a   | n/a (5)  | n/a  | n/a                |
|   | "DBH" (4) (7)   | CHF      | n/a             | ACC                  | 2.00%  | n/a                        | n/a   | n/a (5)  | n/a  | n/a                |
|   | "DBH" (4) (7)   | EUR      | n/a             | ACC                  | 2.00%  | n/a                        | n/a   | n/a (5)  | n/a  | n/a                |
|   | "DBH" (4) (7)   | (7)      | n/a             | ACC                  | 2.00%  | n/a                        | n/a   | n/a (5)  | n/a  | n/a                |
|   | "DBP" (4)       | USD      | n/a             | ACC                  | 2.00%  | n/a                        | n/a   | n/a (6)  | n/a  | (8)                |
|   | "DBHP" (4) (7)  | (7)      | n/a             | ACC                  | 2.00%  | n/a                        | n/a   | n/a (6)  | n/a  | (8)                |
|   | "EA" (11)       | USD      | n/a             | D                    | 2.00%  | 3.00%                      | n/a   | 0.55%  | n/a  | n/a                |
|   | "EA" (10)(11)   | EUR      | n/a             | D                    | 2.00%  | 3.00%                      | n/a   | 0.55%  | n/a  | n/a                |
|   | "EAH" (7) (11)  | (7)      | n/a             | D                    | 2.00%  | 3.00%                      | n/a   | 0.55%  | 0.10%  | n/a                |
|   | "EAP" (11)      | USD      | n/a             | D                    | 2.00%  | 3.00%                      | n/a   | 0.35%  | n/a  | (8)                |
|   | "EAP" (7) (11)  | (7)      | n/a             | D                    | 2.00%  | 3.00%                      | n/a   | 0.35%  | 0.10%  | (8)                |
|   | "EB" (11)       | USD      | n/a             | ACC                  | 2.00%  | 3.00%                      | n/a   | 0.55%  | n/a  | n/a                |
|   | "EB" (10)(11)   | EUR      | n/a             | ACC                  | 2.00%  | 3.00%                      | n/a   | 0.55%  | n/a  | n/a                |
|   | "EBH" (7) (11)  | CHF      | n/a             | ACC                  | 2.00%  | 3.00%                      | n/a   | 0.55%  | 0.10%  | n/a                |
|   | "EBH" (7) (11)  | EUR      | n/a             | ACC                  | 2.00%  | 3.00%                      | n/a   | 0.55%  | 0.10%  | n/a                |
|   | "EBH" (7) (11)  | (7)      | n/a             | ACC                  | 2.00%  | 3.00%                      | n/a   | 0.55%  | 0.10%  | n/a                |
|   | "EBP" (11)      | USD      | n/a             | ACC                  | 2.00%  | 3.00%                      | n/a   | 0.35%  | n/a  | (8)                |

| Subfund<br>(Reference<br>Currency) | Share Class | Currency | Minimum holding | Share<br>Type<br>(2) | Maximum<br>Adjustment<br>of the Net<br>Asset Value | Maximum<br>sales<br>charge | Maximum<br>distribution<br>fee (per<br>annum) | Maximum<br>management<br>fee<br>(per annum)<br>(3) | Maximum<br>FX<br>hedging<br>fee (per<br>annum)<br>(17) | Performance<br>fee |
|------------------------------------|-------------|----------|-----------------|----------------------|--|----------------------------|---|--|--|--------------------|
| "EBHP" (7) (11)                    |             | (7)      | n/a             | ACC                  | 2.00%  | 3.00%                      | n/a   | 0.35%  | 0.10%  | (8)                |
| "FA" (16)                          |             | USD      | n/a             | D                    | 2.00%  | n/a                        | n/a   | 0.55%  | n/a  | n/a                |
| "FAH" (7) (16)                     |             | (7)      | n/a             | D                    | 2.00%  | n/a                        | n/a   | 0.55%  | 0.10%  | n/a                |
| "FAP" (16)                         |             | USD      | n/a             | D                    | 2.00%  | n/a                        | n/a   | 0.35%  | n/a  | (8)                |
| "FAHP" (7) (16)                    |             | (7)      | n/a             | D                    | 2.00%  | n/a                        | n/a   | 0.35%  | 0.10%  | (8)                |
| "FB" (16)                          |             | USD      | n/a             | ACC                  | 2.00%  | n/a                        | n/a   | 0.55%  | n/a  | n/a                |
| "FBH" (7) (16)                     |             | CHF      | n/a             | ACC                  | 2.00%  | n/a                        | n/a   | 0.55%  | 0.10%  | n/a                |
| "FBH" (7) (16)                     |             | EUR      | n/a             | ACC                  | 2.00%  | n/a                        | n/a   | 0.55%  | 0.10%  | n/a                |
| "FBH" (7) (16)                     |             | (7)      | n/a             | ACC                  | 2.00%  | n/a                        | n/a   | 0.55%  | 0.10%  | n/a                |
| "FBP" (16)                         |             | USD      | n/a             | ACC                  | 2.00%  | n/a                        | n/a   | 0.35%  | n/a  | (8)                |
| "FBHP" (7) (16)                    |             | (7)      | n/a             | ACC                  | 2.00%  | n/a                        | n/a   | 0.35%  | 0.10%  | (8)                |
| "IA" (7)                           |             | USD      | 500'000         | D                    | 2.00%  | 3.00%                      | n/a   | 0.55%  | n/a  | n/a                |
| "IAH" (7)                          |             | (7)      | –               | D                    | 2.00%  | 3.00%                      | n/a   | 0.55%  | 0.10%  | n/a                |
| "IAH" (7)                          |             | EUR      | –               | D                    | 2.00%  | 3.00%                      | n/a   | 0.55%  | 0.10%  | n/a                |
| "IAP" (7)                          |             | USD      | 500'000         | D                    | 2.00%  | 3.00%                      | n/a   | 0.35%  | n/a  | (8)                |
| "IAHP" (7)                         |             | (7)      | –               | D                    | 2.00%  | 3.00%                      | n/a   | 0.35%  | 0.10%  | (8)                |
| "IA25" (7)                         |             | USD      | 25'000'000      | D                    | 2.00%  | 0.50%                      | n/a   | 0.25%  | n/a  | n/a                |
| "IAH25" (7)                        |             | (7)      | n/a             | D                    | 2.00%  | 0.50%                      | n/a   | 0.25%  | 0.10%  | n/a                |
| "IAP25" (7)                        |             | USD      | 25'000'000      | D                    | 2.00%  | 0.50%                      | n/a   | 0.10%  | n/a  | (8)                |
| "IAHP25" (7)                       |             | (7)      | n/a             | D                    | 2.00%  | 0.50%                      | n/a   | 0.10%  | 0.10%  | (8)                |
| "IB" (7)                           |             | USD      | 500'000         | ACC                  | 2.00%  | 3.00%                      | n/a   | 0.55%  | n/a  | n/a                |
| "IBH" (7)                          |             | CHF      | 500'000         | ACC                  | 2.00%  | 3.00%                      | n/a   | 0.55%  | 0.10%  | n/a                |
| "IBH" (7)                          |             | EUR      | 500'000         | ACC                  | 2.00%  | 3.00%                      | n/a   | 0.55%  | 0.10%  | n/a                |
| "IBH" (7)                          |             | (7)      | –               | ACC                  | 2.00%  | 3.00%                      | n/a   | 0.55%  | 0.10%  | n/a                |
| "IBP" (7)                          |             | USD      | 500'000         | ACC                  | 2.00%  | 3.00%                      | n/a   | 0.35%  | n/a  | (8)                |
| "IBHP" (7)                         |             | (7)      | –               | ACC                  | 2.00%  | 3.00%                      | n/a   | 0.35%  | 0.10%  | (8)                |
| "IB25" (7)                         |             | USD      | 25'000'000      | ACC                  | 2.00%  | 0.50%                      | n/a   | 0.25%  | n/a  | n/a                |
| "IBH25" (7)                        |             | (7)      | n/a             | ACC                  | 2.00%  | 0.50%                      | n/a   | 0.25%  | 0.10%  | n/a                |
| "IBP25" (7)                        |             | USD      | 25'000'000      | ACC                  | 2.00%  | 0.50%                      | n/a   | 0.10%  | n/a  | (8)                |
| "IBHP25" (7)                       |             | (7)      | n/a             | ACC                  | 2.00%  | 0.50%                      | n/a   | 0.10%  | 0.10%  | (8)                |
| "MA" (11)                          |             | USD      | 25'000'000      | D                    | 2.00%  | 0.50%                      | n/a   | 0.25%  | n/a  | n/a                |
| "MAH" (7) (11)                     |             | (7)      | 25'000'000      | D                    | 2.00%  | 0.50%                      | n/a   | 0.25%  | 0.10%  | n/a                |
| "MAP" (11)                         |             | USD      | 25'000'000      | D                    | 2.00%  | 0.50%                      | n/a   | 0.10%  | n/a  | (8)                |
| "MAHP" (7) (11)                    |             | (7)      | 25'000'000      | D                    | 2.00%  | 0.50%                      | n/a   | 0.10%  | 0.10%  | (8)                |
| "MB" (11)                          |             | USD      | 25'000'000      | ACC                  | 2.00%  | 0.50%                      | n/a   | 0.25%  | n/a  | n/a                |
| "MBH" (7) (11)                     |             | (7)      | 25'000'000      | ACC                  | 2.00%  | 0.50%                      | n/a   | 0.25%  | 0.10%  | n/a                |
| "MBP" (11)                         |             | USD      | 25'000'000      | ACC                  | 2.00%  | 0.50%                      | n/a   | 0.10%  | n/a  | (8)                |
| "MBHP" (7) (11)                    |             | (7)      | 25'000'000      | ACC                  | 2.00%  | 0.50%                      | n/a   | 0.10%  | 0.10%  | (8)                |
| "UA" (12)                          |             | USD      | n/a             | D                    | 2.00%  | 5.00%                      | n/a   | 0.75%  | n/a  | n/a                |
| "UAH" (7) (12)                     |             | (7)      | n/a             | D                    | 2.00%  | 5.00%                      | n/a   | 0.75%  | 0.10%  | n/a                |
| "UAH" (7) (12)                     |             | CHF      | n/a             | D                    | 2.00%  | 5.00%                      | n/a   | 0.75%  | 0.10%  | n/a                |
| "UAH" (7) (12)                     |             | EUR      | n/a             | D                    | 2.00%  | 5.00%                      | n/a   | 0.75%  | 0.10%  | n/a                |
| "UAP" (12)                         |             | USD      | n/a             | D                    | 2.00%  | 5.00%                      | n/a   | 0.50%  | n/a  | (8)                |
| "UAHP" (7) (12)                    |             | (7)      | n/a             | D                    | 2.00%  | 5.00%                      | n/a   | 0.50%  | 0.10%  | (8)                |
| "UB" (12)                          |             | USD      | n/a             | ACC                  | 2.00%  | 5.00%                      | n/a   | 0.75%  | n/a  | n/a                |
| "UBH" (7) (12)                     |             | (7)      | n/a             | ACC                  | 2.00%  | 5.00%                      | n/a   | 0.75%  | 0.10%  | n/a                |
| "UBH" (7) (12)                     |             | CHF      | n/a             | ACC                  | 2.00%  | 5.00%                      | n/a   | 0.75%  | 0.10%  | n/a                |
| "UBH" (7) (12)                     |             | EUR      | n/a             | ACC                  | 2.00%  | 5.00%                      | n/a   | 0.75%  | 0.10%  | n/a                |
| "UBP" (12)                         |             | USD      | n/a             | ACC                  | 2.00%  | 5.00%                      | n/a   | 0.50%  | n/a  | (8)                |
| "UBHP" (7) (12)                    |             | (7)      | n/a             | ACC                  | 2.00%  | 5.00%                      | n/a   | 0.50%  | 0.10%  | (8)                |
| "UA500" (12)                       |             | USD      | 500'000         | D                    | 2.00%  | 3.00%                      | n/a   | 0.55%  | n/a  | n/a                |
| "UAH500" (7) (12)                  |             | (7)      | –               | D                    | 2.00%  | 3.00%                      | n/a   | 0.55%  | 0.10%  | n/a                |
| "UB500" (12)                       |             | USD      | 500'000         | ACC                  | 2.00%  | 3.00%                      | n/a   | 0.55%  | n/a  | n/a                |
| "UBH500" (7) (12)                  |             | (7)      | –               | ACC                  | 2.00%  | 3.00%                      | n/a   | 0.55%  | 0.10%  | n/a                |
| "UAP500" (12)                      |             | USD      | 500'000         | D                    | 2.00%  | 3.00%                      | n/a   | 0.35%  | n/a  | (8)                |
| "UAHP500" (7) (12)                 |             | (7)      | –               | D                    | 2.00%  | 3.00%                      | n/a   | 0.35%  | 0.10%  | (8)                |
| "UBP500" (12)                      |             | USD      | 500'000         | ACC                  | 2.00%  | 3.00%                      | n/a   | 0.35%  | n/a  | (8)                |
| "UBHP500" (7) (12)                 |             | (7)      | –               | ACC                  | 2.00%  | 3.00%                      | n/a   | 0.35%  | 0.10%  | (8)                |
| "UXA" (18)                         |             | USD      | (18)            | D                    | 2.00%  | n/a                        | n/a   | 0.60%  | n/a  | n/a                |
| "UXAH" (7) (18)                    |             | (7)      | (18)            | D                    | 2.00%  | n/a                        | n/a   | 0.60%  | 0.10%  | n/a                |
| "UXAH" (7) (18)                    |             | EUR      | (18)            | D                    | 2.00%  | n/a                        | n/a   | 0.60%  | 0.10%  | n/a                |
| "UXAH" (7) (18)                    |             | CHF      | (18)            | D                    | 2.00%  | n/a                        | n/a   | 0.60%  | 0.10%  | n/a                |
| "UXB" (18)                         |             | USD      | (18)            | ACC                  | 2.00%  | n/a                        | n/a   | 0.60%  | n/a  | n/a                |
| "UXBH" (7) (18)                    |             | (7)      | (18)            | ACC                  | 2.00%  | n/a                        | n/a   | 0.60%  | 0.10%  | n/a                |
| "UXBH" (7) (18)                    |             | EUR      | (18)            | ACC                  | 2.00%  | n/a                        | n/a   | 0.60%  | 0.10%  | n/a                |
| "UXBH" (7) (18)                    |             | CHF      | (18)            | ACC                  | 2.00%  | n/a                        | n/a   | 0.60%  | 0.10%  | n/a                |
| "UXAP" (19)                        |             | USD      | (19)            | D                    | 2.00%  | n/a                        | n/a   | 0.50%  | n/a  | (8)                |
| "UXAHP" (7) (19)                   |             | (7)      | (19)            | D                    | 2.00%  | n/a                        | n/a   | 0.50%  | 0.10%  | (8)                |
| "UXAHP" (7) (19)                   |             | EUR      | (19)            | D                    | 2.00%  | n/a                        | n/a   | 0.50%  | 0.10%  | (8)                |
| "UXAHP" (7) (19)                   |             | CHF      | (19)            | D                    | 2.00%  | n/a                        | n/a   | 0.50%  | 0.10%  | (8)                |

| Subfund<br>(Reference<br>Currency) | Share Class      | Currency | Minimum holding | Share<br>Type<br>(2) | Maximum<br>Adjustment<br>of the Net<br>Asset Value | Maximum<br>sales<br>charge | Maximum<br>distribution<br>fee (per<br>annum) | Maximum<br>management<br>fee<br>(per annum)<br>(3) | Maximum<br>FX<br>hedging<br>fee (per<br>annum)<br>(17) | Performance<br>fee |
|------------------------------------|------------------|----------|-----------------|----------------------|--|----------------------------|---|--|--|--------------------|
|                                    | "UXBP" (19)      | USD      | (19)            | ACC                  | 2.00%  | n/a                        | n/a   | 0.50%  | n/a  | (8)                |
|                                    | "UXBHP" (7) (19) | (7)      | (19)            | ACC                  | 2.00%  | n/a                        | n/a   | 0.50%  | 0.10%  | (8)                |
|                                    | "UXBHP" (7) (19) | EUR      | (19)            | ACC                  | 2.00%  | n/a                        | n/a   | 0.50%  | 0.10%  | (8)                |
|                                    | "UXBHP" (7) (19) | CHF      | (19)            | ACC                  | 2.00%  | n/a                        | n/a   | 0.50%  | 0.10%  | (8)                |
|                                    | "X1A" (14)       | USD      | (14)            | D                    | 2.00%  | 5.00%                      | n/a   | 1.00%  | n/a  | n/a                |
|                                    | "X1A" (10)(14)   | (10)     | (14)            | D                    | 2.00%  | 5.00%                      | n/a   | 1.00%  | n/a  | n/a                |
|                                    | "X1AH" (7) (14)  | (7)      | (14)            | D                    | 2.00%  | 5.00%                      | n/a   | 1.00%  | 0.10%  | n/a                |
|                                    | "X1B" (14)       | USD      | (14)            | ACC                  | 2.00%  | 5.00%                      | n/a   | 1.00%  | n/a  | n/a                |
|                                    | "X1B" (10)(14)   | (10)     | (14)            | ACC                  | 2.00%  | 5.00%                      | n/a   | 1.00%  | n/a  | n/a                |
|                                    | "X1BH" (7) (14)  | (7)      | (14)            | ACC                  | 2.00%  | 5.00%                      | n/a   | 1.00%  | 0.10%  | n/a                |
|                                    | "X1AP" (14)      | USD      | (14)            | D                    | 2.00%  | 5.00%                      | n/a   | 0.85%  | n/a  | (8)                |
|                                    | "X1AP" (10) (14) | (10)     | (14)            | D                    | 2.00%  | 5.00%                      | n/a   | 0.85%  | n/a  | (8)                |
|                                    | "X1AHP" (7) (14) | (7)      | (14)            | D                    | 2.00%  | 5.00%                      | n/a   | 0.85%  | 0.10%  | (8)                |
|                                    | "X1BP" (14)      | USD      | (14)            | ACC                  | 2.00%  | 5.00%                      | n/a   | 0.85%  | n/a  | (8)                |
|                                    | "X1BP" (10) (14) | (10)     | (14)            | ACC                  | 2.00%  | 5.00%                      | n/a   | 0.85%  | n/a  | (8)                |
|                                    | "X1BHP" (7) (14) | (7)      | (14)            | ACC                  | 2.00%  | 5.00%                      | n/a   | 0.85%  | 0.10%  | (8)                |
|                                    | "X2A" (14)       | USD      | (14)            | D                    | 2.00%  | 5.00%                      | n/a   | 1.00%  | n/a  | n/a                |
|                                    | "X2A" (10)(14)   | (10)     | (14)            | D                    | 2.00%  | 5.00%                      | n/a   | 1.00%  | n/a  | n/a                |
|                                    | "X2AH" (7) (14)  | (7)      | (14)            | D                    | 2.00%  | 5.00%                      | n/a   | 1.00%  | 0.10%  | n/a                |
|                                    | "X2B" (14)       | USD      | (14)            | ACC                  | 2.00%  | 5.00%                      | n/a   | 1.00%  | n/a  | n/a                |
|                                    | "X2B" (10)(14)   | (10)     | (14)            | ACC                  | 2.00%  | 5.00%                      | n/a   | 1.00%  | n/a  | n/a                |
|                                    | "X2BH" (7) (14)  | (7)      | (14)            | ACC                  | 2.00%  | 5.00%                      | n/a   | 1.00%  | 0.10%  | n/a                |
|                                    | "X2AP" (14)      | USD      | (14)            | D                    | 2.00%  | 5.00%                      | n/a   | 0.85%  | n/a  | (8)                |
|                                    | "X2AP" (10) (14) | (10)     | (14)            | D                    | 2.00%  | 5.00%                      | n/a   | 0.85%  | n/a  | (8)                |
|                                    | "X2AHP" (7) (14) | (7)      | (14)            | D                    | 2.00%  | 5.00%                      | n/a   | 0.85%  | 0.10%  | (8)                |
|                                    | "X2BP" (14)      | USD      | (14)            | ACC                  | 2.00%  | 5.00%                      | n/a   | 0.85%  | n/a  | (8)                |
|                                    | "X2BP" (10) (14) | (10)     | (14)            | ACC                  | 2.00%  | 5.00%                      | n/a   | 0.85%  | n/a  | (8)                |
|                                    | "X2BHP" (7) (14) | (7)      | (14)            | ACC                  | 2.00%  | 5.00%                      | n/a   | 0.85%  | 0.10%  | (8)                |
|                                    | "X3A" (14)       | USD      | (14)            | D                    | 2.00%  | 5.00%                      | n/a   | 1.00%  | n/a  | n/a                |
|                                    | "X3A" (10)(14)   | (10)     | (14)            | D                    | 2.00%  | 5.00%                      | n/a   | 1.00%  | n/a  | n/a                |
|                                    | "X3AH" (7) (14)  | (7)      | (14)            | D                    | 2.00%  | 5.00%                      | n/a   | 1.00%  | 0.10%  | n/a                |
|                                    | "X3B" (14)       | USD      | (14)            | ACC                  | 2.00%  | 5.00%                      | n/a   | 1.00%  | n/a  | n/a                |
|                                    | "X3B" (10)(14)   | (10)     | (14)            | ACC                  | 2.00%  | 5.00%                      | n/a   | 1.00%  | n/a  | n/a                |
|                                    | "X3BH" (7) (14)  | (7)      | (14)            | ACC                  | 2.00%  | 5.00%                      | n/a   | 1.00%  | 0.10%  | n/a                |
|                                    | "X3AP" (14)      | USD      | (14)            | D                    | 2.00%  | 5.00%                      | n/a   | 0.85%  | n/a  | (8)                |
|                                    | "X3AP" (10) (14) | (10)     | (14)            | D                    | 2.00%  | 5.00%                      | n/a   | 0.85%  | n/a  | (8)                |
|                                    | "X3AHP" (7) (14) | (7)      | (14)            | D                    | 2.00%  | 5.00%                      | n/a   | 0.85%  | 0.10%  | (8)                |
|                                    | "X3BP" (14)      | USD      | (14)            | ACC                  | 2.00%  | 5.00%                      | n/a   | 0.85%  | n/a  | (8)                |
|                                    | "X3BP" (10) (14) | (10)     | (14)            | ACC                  | 2.00%  | 5.00%                      | n/a   | 0.85%  | n/a  | (8)                |
|                                    | "X3BHP" (7) (14) | (7)      | (14)            | ACC                  | 2.00%  | 5.00%                      | n/a   | 0.85%  | 0.10%  | (8)                |
| Credit Suisse (Lux)                | "A"              | USD      | n/a             | D                    | 2.00%  | 5.00%                      | n/a   | 1.00%  | n/a  | n/a                |
| SQ US Corporate                    | "AH" (7)         | (7)      | n/a             | D                    | 2.00%  | 5.00%                      | n/a   | 1.00%  | 0.10%  | n/a                |
| Bond Fund                          | "B"              | USD      | n/a             | ACC                  | 2.00%  | 5.00%                      | n/a   | 1.00%  | n/a  | n/a                |
| (USD)                              | "BH" (7)         | (7)      | n/a             | ACC                  | 2.00%  | 5.00%                      | n/a   | 1.00%  | 0.10%  | n/a                |
|                                    | "CA" (15)        | USD      | n/a             | D                    | 2.00%  | n/a                        | 0.50%   | 1.00%  | n/a  | n/a                |
|                                    | "CA" (10) (15)   | (10)     | n/a             | D                    | 2.00%  | n/a                        | 0.50%   | 1.00%  | n/a  | n/a                |
|                                    | "CAH" (7) (15)   | (7)      | n/a             | D                    | 2.00%  | n/a                        | 0.50%   | 1.00%  | 0.10%  | n/a                |
|                                    | "CAH" (7) (15)   | EUR      | n/a             | D                    | 2.00%  | n/a                        | 0.50%   | 1.00%  | 0.10%  | n/a                |
|                                    | "CAH" (7) (15)   | CHF      | n/a             | D                    | 2.00%  | n/a                        | 0.50%   | 1.00%  | 0.10%  | n/a                |
|                                    | "CB" (15)        | USD      | n/a             | ACC                  | 2.00%  | n/a                        | 0.50%   | 1.00%  | n/a  | n/a                |
|                                    | "CB" (10) (15)   | (10)     | n/a             | ACC                  | 2.00%  | n/a                        | 0.50%   | 1.00%  | n/a  | n/a                |
|                                    | "CBH" (7) (15)   | (7)      | n/a             | ACC                  | 2.00%  | n/a                        | 0.50%   | 1.00%  | 0.10%  | n/a                |
|                                    | "CBH" (7) (15)   | EUR      | n/a             | ACC                  | 2.00%  | n/a                        | 0.50%   | 1.00%  | 0.10%  | n/a                |
|                                    | "CBH" (7) (15)   | CHF      | n/a             | ACC                  | 2.00%  | n/a                        | 0.50%   | 1.00%  | 0.10%  | n/a                |
|                                    | "DA" (4)         | USD      | n/a             | D                    | 2.00%  | n/a                        | n/a   | n/a (5)  | n/a  | n/a                |
|                                    | "DA" (4)(10)     | EUR      | n/a             | D                    | 2.00%  | n/a                        | n/a   | n/a (5)  | n/a  | n/a                |
|                                    | "DAH" (4) (7)    | (7)      | n/a             | D                    | 2.00%  | n/a                        | n/a   | n/a (5)  | n/a  | n/a                |
|                                    | "DAH" (4) (7)    | EUR      | n/a             | D                    | 2.00%  | n/a                        | n/a   | n/a (5)  | n/a  | n/a                |
|                                    | "DAH" (4) (7)    | CHF      | n/a             | D                    | 2.00%  | n/a                        | n/a   | n/a (5)  | n/a  | n/a                |
|                                    | "DB" (4)         | USD      | n/a             | ACC                  | 2.00%  | n/a                        | n/a   | n/a (5)  | n/a  | n/a                |
|                                    | "DB" (4)(10)     | EUR      | n/a             | ACC                  | 2.00%  | n/a                        | n/a   | n/a (5)  | n/a  | n/a                |
|                                    | "DBH" (4) (7)    | (7)      | n/a             | ACC                  | 2.00%  | n/a                        | n/a   | n/a (5)  | n/a  | n/a                |
|                                    | "DBH" (4) (7)    | CHF      | n/a             | ACC                  | 2.00%  | n/a                        | n/a   | n/a (5)  | n/a  | n/a                |
|                                    | "DBH" (4) (7)    | EUR      | n/a             | ACC                  | 2.00%  | n/a                        | n/a   | n/a (5)  | n/a  | n/a                |
|                                    | "EA" (11)        | USD      | n/a             | D                    | 2.00%  | 3.00%                      | n/a   | 0.40%  | n/a  | n/a                |
|                                    | "EA" (10)(11)    | EUR      | n/a             | D                    | 2.00%  | 3.00%                      | n/a   | 0.40%  | n/a  | n/a                |
|                                    | "EAH" (7) (11)   | (7)      | n/a             | D                    | 2.00%  | 3.00%                      | n/a   | 0.40%  | 0.10%  | n/a                |
|                                    | "EB" (11)        | USD      | n/a             | ACC                  | 2.00%  | 3.00%                      | n/a   | 0.40%  | n/a  | n/a                |
|                                    | "EB" (10)(11)    | EUR      | n/a             | ACC                  | 2.00%  | 3.00%                      | n/a   | 0.40%  | n/a  | n/a                |
|                                    | "EBH" (7) (11)   | (7)      | n/a             | ACC                  | 2.00%  | 3.00%                      | n/a   | 0.40%  | 0.10%  | n/a                |
|                                    | "EBH" (7) (11)   | CHF      | n/a             | ACC                  | 2.00%  | 3.00%                      | n/a   | 0.40%  | 0.10%  | n/a                |

| Subfund<br>(Reference<br>Currency) | Share Class      | Currency | Minimum holding | Share<br>Type<br>(2) | Maximum<br>Adjustment<br>of the Net<br>Asset Value | Maximum<br>sales<br>charge | Maximum<br>distribution<br>fee (per<br>annum) | Maximum<br>management<br>fee<br>(per annum)<br>(3) | Maximum<br>FX<br>hedging<br>fee (per<br>annum)<br>(17) | Performance<br>fee |
|------------------------------------|------------------|----------|-----------------|----------------------|--|----------------------------|---|--|--|--------------------|
|                                    | "EBH" (7)(11)    | EUR      | n/a             | ACC                  | 2.00%  | 3.00%                      | n/a   | 0.40%  | 0.10%  | n/a                |
|                                    | "IA"             | USD      | 500'000         | D                    | 2.00%  | 3.00%                      | n/a   | 0.50%  | n/a  | n/a                |
|                                    | "IAH" (7)        |          | –               | D                    | 2.00%  | 3.00%                      | n/a   | 0.50%  | 0.10%  | n/a                |
|                                    | "IA25"           | USD      | 25'000'000      | D                    | 2.00%  | 0.50%                      | n/a   | 0.25%  | n/a  | n/a                |
|                                    | "IAH25" (7)      |          | n/a             | D                    | 2.00%  | 0.50%                      | n/a   | 0.25%  | 0.10%  | n/a                |
|                                    | "IB"             | USD      | 500'000         | ACC                  | 2.00%  | 3.00%                      | n/a   | 0.50%  | n/a  | n/a                |
|                                    | "IBH" (7)        |          | –               | ACC                  | 2.00%  | 3.00%                      | n/a   | 0.50%  | 0.10%  | n/a                |
|                                    | "IBH" (7)        | CHF      | 500'000         | ACC                  | 2.00%  | 3.00%                      | n/a   | 0.50%  | 0.10%  | n/a                |
|                                    | "IBH" (7)        | EUR      | 500'000         | ACC                  | 2.00%  | 3.00%                      | n/a   | 0.50%  | 0.10%  | n/a                |
|                                    | "IB25"           | USD      | 25'000'000      | ACC                  | 2.00%  | 0.50%                      | n/a   | 0.25%  | n/a  | n/a                |
|                                    | "IBH25" (7)      |          | n/a             | ACC                  | 2.00%  | 0.50%                      | n/a   | 0.25%  | 0.10%  | n/a                |
|                                    | "MA" (11)        | USD      | 25'000'000      | D                    | 2.00%  | 0.50%                      | n/a   | 0.25%  | n/a  | n/a                |
|                                    | "MAH" (7)(11)    |          | 25'000'000      | D                    | 2.00%  | 0.50%                      | n/a   | 0.25%  | 0.10%  | n/a                |
|                                    | "MB" (11)        | USD      | 25'000'000      | ACC                  | 2.00%  | 0.50%                      | n/a   | 0.25%  | n/a  | n/a                |
|                                    | "MBH" (7)(11)    |          | 25'000'000      | ACC                  | 2.00%  | 0.50%                      | n/a   | 0.25%  | 0.10%  | n/a                |
|                                    | "UA" (12)        | USD      | n/a             | D                    | 2.00%  | 5.00%                      | n/a   | 0.85%  | n/a  | n/a                |
|                                    | "UAH" (7)(12)    |          | n/a             | D                    | 2.00%  | 5.00%                      | n/a   | 0.85%  | 0.10%  | n/a                |
|                                    | "UB" (12)        | USD      | n/a             | ACC                  | 2.00%  | 5.00%                      | n/a   | 0.85%  | n/a  | n/a                |
|                                    | "UBH" (7)(12)    |          | n/a             | ACC                  | 2.00%  | 5.00%                      | n/a   | 0.85%  | 0.10%  | n/a                |
|                                    | "UA500" (12)     | USD      | 500'000         | D                    | 2.00%  | 3.00%                      | n/a   | 0.50%  | n/a  | n/a                |
|                                    | "UAH500" (7)(12) |          | –               | D                    | 2.00%  | 3.00%                      | n/a   | 0.50%  | 0.10%  | n/a                |
|                                    | "UB500" (12)     | USD      | 500'000         | ACC                  | 2.00%  | 3.00%                      | n/a   | 0.50%  | n/a  | n/a                |
|                                    | "UBH500" (7)(12) |          | –               | ACC                  | 2.00%  | 3.00%                      | n/a   | 0.50%  | 0.10%  | n/a                |
|                                    | "UXA" (18)       | USD      | (18)            | D                    | 2.00%  | n/a                        | n/a   | 0.60%  | n/a  | n/a                |
|                                    | "UXAH" (7)(18)   |          | (18)            | D                    | 2.00%  | n/a                        | n/a   | 0.60%  | 0.10%  | n/a                |
|                                    | "UXAH" (7)(18)   | EUR      | (18)            | D                    | 2.00%  | n/a                        | n/a   | 0.60%  | 0.10%  | n/a                |
|                                    | "UXAH" (7)(18)   | CHF      | (18)            | D                    | 2.00%  | n/a                        | n/a   | 0.60%  | 0.10%  | n/a                |
|                                    | "UXB" (18)       | USD      | (18)            | ACC                  | 2.00%  | n/a                        | n/a   | 0.60%  | n/a  | n/a                |
|                                    | "UXBH" (7)(18)   |          | (18)            | ACC                  | 2.00%  | n/a                        | n/a   | 0.60%  | 0.10%  | n/a                |
|                                    | "UXBH" (7)(18)   | EUR      | (18)            | ACC                  | 2.00%  | n/a                        | n/a   | 0.60%  | 0.10%  | n/a                |
|                                    | "UXBH" (7)(18)   | CHF      | (18)            | ACC                  | 2.00%  | n/a                        | n/a   | 0.60%  | 0.10%  | n/a                |
|                                    | "X1A" (14)       | USD      | (14)            | D                    | 2.00%  | 5.00%                      | n/a   | 1.00%  | n/a  | n/a                |
|                                    | "X1A" (10)(14)   |          | (14)            | D                    | 2.00%  | 5.00%                      | n/a   | 1.00%  | n/a  | n/a                |
|                                    | "X1AH" (7)(14)   |          | (14)            | D                    | 2.00%  | 5.00%                      | n/a   | 1.00%  | 0.10%  | n/a                |
|                                    | "X1B" (14)       | USD      | (14)            | ACC                  | 2.00%  | 5.00%                      | n/a   | 1.00%  | n/a  | n/a                |
|                                    | "X1B" (10)(14)   |          | (14)            | ACC                  | 2.00%  | 5.00%                      | n/a   | 1.00%  | n/a  | n/a                |
|                                    | "X1BH" (7)(14)   |          | (14)            | ACC                  | 2.00%  | 5.00%                      | n/a   | 1.00%  | 0.10%  | n/a                |
|                                    | "X2A" (14)       | USD      | (14)            | D                    | 2.00%  | 5.00%                      | n/a   | 1.00%  | n/a  | n/a                |
|                                    | "X2A" (10)(14)   |          | (14)            | D                    | 2.00%  | 5.00%                      | n/a   | 1.00%  | n/a  | n/a                |
|                                    | "X2AH" (7)(14)   |          | (14)            | D                    | 2.00%  | 5.00%                      | n/a   | 1.00%  | 0.10%  | n/a                |
|                                    | "X2B" (14)       | USD      | (14)            | ACC                  | 2.00%  | 5.00%                      | n/a   | 1.00%  | n/a  | n/a                |
|                                    | "X2B" (10)(14)   |          | (14)            | ACC                  | 2.00%  | 5.00%                      | n/a   | 1.00%  | n/a  | n/a                |
|                                    | "X2BH" (7)(14)   |          | (14)            | ACC                  | 2.00%  | 5.00%                      | n/a   | 1.00%  | 0.10%  | n/a                |
|                                    | "X3A" (14)       | USD      | (14)            | D                    | 2.00%  | 5.00%                      | n/a   | 1.00%  | n/a  | n/a                |
|                                    | "X3A" (10)(14)   |          | (14)            | D                    | 2.00%  | 5.00%                      | n/a   | 1.00%  | n/a  | n/a                |
|                                    | "X3AH" (7)(14)   |          | (14)            | D                    | 2.00%  | 5.00%                      | n/a   | 1.00%  | 0.10%  | n/a                |
|                                    | "X3B" (14)       | USD      | (14)            | ACC                  | 2.00%  | 5.00%                      | n/a   | 1.00%  | n/a  | n/a                |
|                                    | "X3B" (10)(14)   |          | (14)            | ACC                  | 2.00%  | 5.00%                      | n/a   | 1.00%  | n/a  | n/a                |
|                                    | "X3BH" (7)(14)   |          | (14)            | ACC                  | 2.00%  | 5.00%                      | n/a   | 1.00%  | 0.10%  | n/a                |
| UBS (Lux)                          | "A"              | USD      | n/a             | D                    | 2.00%  | 5.00%                      | n/a   | 1.20%  | n/a  | n/a                |
| Latin America                      | "AH" (7)         |          | n/a             | D                    | 2.00%  | 5.00%                      | n/a   | 1.20%  | 0.10%  | n/a                |
| Corporate Bond                     | "AH" (7)         | EUR      | n/a             | D                    | 2.00%  | 5.00%                      | n/a   | 1.20%  | 0.10%  | n/a                |
| Fund                               | "AH" (7)         | CHF      | n/a             | D                    | 2.00%  | 5.00%                      | n/a   | 1.20%  | 0.10%  | n/a                |
| (USD)                              | "B"              | USD      | n/a             | ACC                  | 2.00%  | 5.00%                      | n/a   | 1.20%  | n/a  | n/a                |
|                                    | "BH" (7)         |          | n/a             | ACC                  | 2.00%  | 5.00%                      | n/a   | 1.20%  | 0.10%  | n/a                |
|                                    | "BH" (7)         | EUR      | n/a             | ACC                  | 2.00%  | 5.00%                      | n/a   | 1.20%  | 0.10%  | n/a                |
|                                    | "BH" (7)         | CHF      | n/a             | ACC                  | 2.00%  | 5.00%                      | n/a   | 1.20%  | 0.10%  | n/a                |
|                                    | "CA" (15)        | USD      | n/a             | D                    | 2.00%  | n/a                        | 0.70%   | 1.20%  | n/a  | n/a                |
|                                    | "CAH" (7)(15)    |          | n/a             | D                    | 2.00%  | n/a                        | 0.70%   | 1.20%  | 0.10%  | n/a                |
|                                    | "CB" (15)        | USD      | n/a             | ACC                  | 2.00%  | n/a                        | 0.70%   | 1.20%  | n/a  | n/a                |
|                                    | "CBH" (7)(15)    |          | n/a             | ACC                  | 2.00%  | n/a                        | 0.70%   | 1.20%  | 0.10%  | n/a                |
|                                    | "DA" (4)(10)     | EUR      | n/a             | D                    | 2.00%  | n/a                        | n/a   | n/a (5)  | n/a  | n/a                |
|                                    | "DA" (4)         | USD      | n/a             | D                    | 2.00%  | n/a                        | n/a   | n/a (5)  | n/a  | n/a                |
|                                    | "DB" (4)         | USD      | n/a             | ACC                  | 2.00%  | n/a                        | n/a   | n/a (5)  | n/a  | n/a                |
|                                    | "DB" (4)(10)     | EUR      | n/a             | ACC                  | 2.00%  | n/a                        | n/a   | n/a (5)  | n/a  | n/a                |
|                                    | "DBH" (4)(7)     | CHF      | n/a             | ACC                  | 2.00%  | n/a                        | n/a   | n/a (5)  | n/a  | n/a                |
|                                    | "DBH" (4)(7)     | EUR      | n/a             | ACC                  | 2.00%  | n/a                        | n/a   | n/a (5)  | n/a  | n/a                |
|                                    | "EA" (11)        | USD      | n/a             | D                    | 2.00%  | 3.00%                      | n/a   | 0.70%  | n/a  | n/a                |
|                                    | "EA" (10)(11)    | EUR      | n/a             | D                    | 2.00%  | 3.00%                      | n/a   | 0.70%  | n/a  | n/a                |
|                                    | "EAH" (7)(11)    |          | n/a             | D                    | 2.00%  | 3.00%                      | n/a   | 0.70%  | 0.10%  | n/a                |

| Subfund<br>(Reference<br>Currency)            | Share Class      | Currency | Minimum holding | Share<br>Type<br>(2) | Maximum<br>Adjustment<br>of the Net<br>Asset Value | Maximum<br>sales<br>charge | Maximum<br>distribution<br>fee (per<br>annum) | Maximum<br>management<br>fee<br>(per annum)<br>(3) | Maximum<br>FX<br>hedging<br>fee (per<br>annum)<br>(17) | Performance<br>fee |
|---|------------------|----------|-----------------|----------------------|--|----------------------------|---|--|--|--------------------|
|   | "EB" (11)        | USD      | n/a             | ACC                  | 2.00%  | 3.00%                      | n/a   | 0.70%  | n/a  | n/a                |
|   | "EB" (10)(11)    | EUR      | n/a             | ACC                  | 2.00%  | 3.00%                      | n/a   | 0.70%  | n/a  | n/a                |
|   | "EBH" (7)(11)    | (7)      | n/a             | ACC                  | 2.00%  | 3.00%                      | n/a   | 0.70%  | 0.10%  | n/a                |
|   | "EBH" (7)(11)    | EUR      | n/a             | ACC                  | 2.00%  | 3.00%                      | n/a   | 0.70%  | 0.10%  | n/a                |
|   | "IA"             | USD      | 500'000         | D                    | 2.00%  | 3.00%                      | n/a   | 0.80%  | n/a  | n/a                |
|   | "IAH" (7)        | (7)      | -               | D                    | 2.00%  | 3.00%                      | n/a   | 0.80%  | 0.10%  | n/a                |
|   | "IAH" (7)        | CHF      | 500'000         | D                    | 2.00%  | 3.00%                      | n/a   | 0.80%  | 0.10%  | n/a                |
|   | "IAH" (7)        | EUR      | 500'000         | D                    | 2.00%  | 3.00%                      | n/a   | 0.80%  | 0.10%  | n/a                |
|   | "IA25"           | USD      | 25'000'000      | D                    | 2.00%  | 0.50%                      | n/a   | 0.30%  | n/a  | n/a                |
|   | "IAH25" (7)      | (7)      | -               | D                    | 2.00%  | 0.50%                      | n/a   | 0.30%  | 0.10%  | n/a                |
|   | "IB"             | USD      | 500'000         | ACC                  | 2.00%  | 3.00%                      | n/a   | 0.80%  | n/a  | n/a                |
|   | "IBH" (7)        | (7)      | -               | ACC                  | 2.00%  | 3.00%                      | n/a   | 0.80%  | 0.10%  | n/a                |
|   | "IBH" (7)        | CHF      | 500'000         | ACC                  | 2.00%  | 3.00%                      | n/a   | 0.80%  | 0.10%  | n/a                |
|   | "IBH" (7)        | EUR      | 500'000         | ACC                  | 2.00%  | 3.00%                      | n/a   | 0.80%  | 0.10%  | n/a                |
|   | "IB25"           | USD      | 25'000'000      | ACC                  | 2.00%  | 0.50%                      | n/a   | 0.30%  | n/a  | n/a                |
|   | "IBH25" (7)      | (7)      | -               | ACC                  | 2.00%  | 0.50%                      | n/a   | 0.30%  | 0.10%  | n/a                |
|   | "MB" (11)        | USD      | 25'000'000      | ACC                  | 2.00%  | 0.50%                      | n/a   | 0.30%  | n/a  | n/a                |
|   | "MB" (10)(11)    | EUR      | 25'000'000      | ACC                  | 2.00%  | 0.50%                      | n/a   | 0.30%  | n/a  | n/a                |
|   | "MB" (10)(11)    | CHF      | 25'000'000      | ACC                  | 2.00%  | 0.50%                      | n/a   | 0.30%  | n/a  | n/a                |
|   | "MB" (10)(11)    | (10)     | -               | ACC                  | 2.00%  | 0.50%                      | n/a   | 0.30%  | n/a  | n/a                |
|   | "MBH" (7)(11)    | (7)      | -               | ACC                  | 2.00%  | 0.50%                      | n/a   | 0.30%  | 0.10%  | n/a                |
|   | "MBH" (7)(11)    | EUR      | 25'000'000      | ACC                  | 2.00%  | 0.50%                      | n/a   | 0.30%  | 0.10%  | n/a                |
|   | "MBH" (7)(11)    | CHF      | 25'000'000      | ACC                  | 2.00%  | 0.50%                      | n/a   | 0.30%  | 0.10%  | n/a                |
|   | "SA" (13)        | USD      | 500'000         | D                    | 2.00%  | n/a                        | n/a   | 0.60%  | n/a  | n/a                |
|   | "SAH" (7)(13)    | (7)      | -               | D                    | 2.00%  | n/a                        | n/a   | 0.60%  | 0.10%  | n/a                |
|   | "SAH" (7)(13)    | EUR      | 500'000         | D                    | 2.00%  | n/a                        | n/a   | 0.60%  | 0.10%  | n/a                |
|   | "SAH" (7)(13)    | CHF      | 500'000         | D                    | 2.00%  | n/a                        | n/a   | 0.60%  | 0.10%  | n/a                |
|   | "SB" (13)        | USD      | 500'000         | ACC                  | 2.00%  | n/a                        | n/a   | 0.60%  | n/a  | n/a                |
|   | "SBH" (7)(13)    | (7)      | -               | ACC                  | 2.00%  | n/a                        | n/a   | 0.60%  | 0.10%  | n/a                |
|   | "SBH" (7)(13)    | EUR      | 500'000         | ACC                  | 2.00%  | n/a                        | n/a   | 0.60%  | 0.10%  | n/a                |
|   | "SBH" (7)(13)    | CHF      | 500'000         | ACC                  | 2.00%  | n/a                        | n/a   | 0.60%  | 0.10%  | n/a                |
|   | "UA"             | USD      | n/a             | D                    | 2.00%  | 5.00%                      | n/a   | 0.90%  | n/a  | n/a                |
|   | "UAH" (7)(12)    | (7)      | n/a             | D                    | 2.00%  | 5.00%                      | n/a   | 0.90%  | 0.10%  | n/a                |
|   | "UA500" (12)     | USD      | 500'000         | D                    | 2.00%  | 3.00%                      | n/a   | 0.80%  | n/a  | n/a                |
|   | "UAH500" (7)(12) | (7)      | -               | D                    | 2.00%  | 3.00%                      | n/a   | 0.80%  | 0.10%  | n/a                |
|   | "UB" (12)        | USD      | n/a             | ACC                  | 2.00%  | 5.00%                      | n/a   | 0.90%  | n/a  | n/a                |
|   | "UBH" (7)(12)    | (7)      | n/a             | ACC                  | 2.00%  | 5.00%                      | n/a   | 0.90%  | 0.10%  | n/a                |
|   | "UBH" (7)(12)    | EUR      | n/a             | ACC                  | 2.00%  | 5.00%                      | n/a   | 0.90%  | 0.10%  | n/a                |
|   | "UBH" (7)(12)    | CHF      | n/a             | ACC                  | 2.00%  | 5.00%                      | n/a   | 0.90%  | 0.10%  | n/a                |
|   | "UB500" (12)     | USD      | 500'000         | ACC                  | 2.00%  | 3.00%                      | n/a   | 0.80%  | n/a  | n/a                |
|   | "UBH500" (7)(12) | (7)      | -               | ACC                  | 2.00%  | 3.00%                      | n/a   | 0.80%  | 0.10%  | n/a                |
|   | "LXA" (18)       | USD      | (18)            | D                    | 2.00%  | n/a                        | n/a   | 0.70%  | n/a  | n/a                |
|   | "LXAH" (7)(18)   | (7)      | (18)            | D                    | 2.00%  | n/a                        | n/a   | 0.70%  | 0.10%  | n/a                |
|   | "LXAH" (7)(18)   | EUR      | (18)            | D                    | 2.00%  | n/a                        | n/a   | 0.70%  | 0.10%  | n/a                |
|   | "LXAH" (7)(18)   | CHF      | (18)            | D                    | 2.00%  | n/a                        | n/a   | 0.70%  | 0.10%  | n/a                |
|   | "LXB" (18)       | USD      | (18)            | ACC                  | 2.00%  | n/a                        | n/a   | 0.70%  | n/a  | n/a                |
|   | "LXBH" (7)(18)   | (7)      | (18)            | ACC                  | 2.00%  | n/a                        | n/a   | 0.70%  | 0.10%  | n/a                |
|   | "LXBH" (7)(18)   | EUR      | (18)            | ACC                  | 2.00%  | n/a                        | n/a   | 0.70%  | 0.10%  | n/a                |
|   | "LXBH" (7)(18)   | CHF      | (18)            | ACC                  | 2.00%  | n/a                        | n/a   | 0.70%  | 0.10%  | n/a                |
|   | "X1A" (14)       | USD      | (14)            | D                    | 2.00%  | 5.00%                      | n/a   | 1.20%  | n/a  | n/a                |
|   | "X1A" (10)(14)   | (10)     | (14)            | D                    | 2.00%  | 5.00%                      | n/a   | 1.20%  | n/a  | n/a                |
|   | "X1AH" (7)(14)   | (7)      | (14)            | D                    | 2.00%  | 5.00%                      | n/a   | 1.20%  | 0.10%  | n/a                |
|   | "X1B" (14)       | USD      | (14)            | ACC                  | 2.00%  | 5.00%                      | n/a   | 1.20%  | n/a  | n/a                |
|   | "X1B" (10)(14)   | (10)     | (14)            | ACC                  | 2.00%  | 5.00%                      | n/a   | 1.20%  | n/a  | n/a                |
|   | "X1BH" (7)(14)   | (7)      | (14)            | ACC                  | 2.00%  | 5.00%                      | n/a   | 1.20%  | 0.10%  | n/a                |
|   | "X2A" (14)       | USD      | (14)            | D                    | 2.00%  | 5.00%                      | n/a   | 1.20%  | n/a  | n/a                |
|   | "X2A" (10)(14)   | (10)     | (14)            | D                    | 2.00%  | 5.00%                      | n/a   | 1.20%  | n/a  | n/a                |
|   | "X2AH" (7)(14)   | (7)      | (14)            | D                    | 2.00%  | 5.00%                      | n/a   | 1.20%  | 0.10%  | n/a                |
|   | "X2B" (14)       | USD      | (14)            | ACC                  | 2.00%  | 5.00%                      | n/a   | 1.20%  | n/a  | n/a                |
|   | "X2B" (10)(14)   | (10)     | (14)            | ACC                  | 2.00%  | 5.00%                      | n/a   | 1.20%  | n/a  | n/a                |
|   | "X2BH" (7)(14)   | (7)      | (14)            | ACC                  | 2.00%  | 5.00%                      | n/a   | 1.20%  | 0.10%  | n/a                |
|   | "X3A" (14)       | USD      | (14)            | D                    | 2.00%  | 5.00%                      | n/a   | 1.20%  | n/a  | n/a                |
|   | "X3A" (10)(14)   | (10)     | (14)            | D                    | 2.00%  | 5.00%                      | n/a   | 1.20%  | n/a  | n/a                |
|   | "X3AH" (7)(14)   | (7)      | (14)            | D                    | 2.00%  | 5.00%                      | n/a   | 1.20%  | 0.10%  | n/a                |
|   | "X3B" (14)       | USD      | (14)            | ACC                  | 2.00%  | 5.00%                      | n/a   | 1.20%  | n/a  | n/a                |
|   | "X3B" (10)(14)   | (10)     | (14)            | ACC                  | 2.00%  | 5.00%                      | n/a   | 1.20%  | n/a  | n/a                |
|   | "X3BH" (7)(14)   | (7)      | (14)            | ACC                  | 2.00%  | 5.00%                      | n/a   | 1.20%  | 0.10%  | n/a                |
| Credit Suisse<br>Investment<br>Partners (Lux) | "A"              | USD      | n/a             | D                    | 2.00%  | 5.00%                      | n/a   | 1.40%  | n/a  | n/a                |
|   | "A" (10)         | (10)     | n/a             | D                    | 2.00%  | 5.00%                      | n/a   | 1.40%  | n/a  | n/a                |
|   | "A" (10)         | CHF      | n/a             | D                    | 2.00%  | 5.00%                      | n/a   | 1.40%  | n/a  | n/a                |

| Subfund<br>(Reference<br>Currency)             | Share Class     | Currency   | Minimum holding | Share<br>Type<br>(2) | Maximum<br>Adjustment<br>of the Net<br>Asset Value | Maximum<br>sales<br>charge | Maximum<br>distribution<br>fee (per<br>annum) | Maximum<br>management<br>fee<br>(per annum)<br>(3) | Maximum<br>FX<br>hedging<br>fee (per<br>annum)<br>(17) | Performance<br>fee |
|--|-----------------|------------|-----------------|----------------------|--|----------------------------|---|--|--|--------------------|
| Convert<br>International Bond<br>Fund<br>(USD) | "AH" (20)       | (20)       | n/a             | D                    | 2.00%  | 5.00%                      | n/a   | 1.40%  | 0.10%  | n/a                |
|  | "AH" (20)       | EUR        | n/a             | D                    | 2.00%  | 5.00%                      | n/a   | 1.40%  | 0.10%  | n/a                |
|  | "AH" (20)       | CHF        | n/a             | D                    | 2.00%  | 5.00%                      | n/a   | 1.40%  | 0.10%  | n/a                |
|  | "B" (10)        | (10)       | n/a             | ACC                  | 2.00%  | 5.00%                      | n/a   | 1.40%  | n/a  | n/a                |
|  | "B" (20)        | (20)       | n/a             | ACC                  | 2.00%  | 5.00%                      | n/a   | 1.40%  | 0.10%  | n/a                |
|  | "BH" (20)       | EUR        | n/a             | ACC                  | 2.00%  | 5.00%                      | n/a   | 1.40%  | 0.10%  | n/a                |
|  | "BH" (20)       | CHF        | n/a             | ACC                  | 2.00%  | 5.00%                      | n/a   | 1.40%  | 0.10%  | n/a                |
|  | "CA" (15)       | USD        | n/a             | D                    | 2.00%  | n/a                        | 0.70%   | 1.20%  | n/a  | n/a                |
|  | "CA" (10) (15)  | (10)       | n/a             | D                    | 2.00%  | n/a                        | 0.70%   | 1.20%  | n/a  | n/a                |
|  | "CAH" (20) (15) | (20)       | n/a             | D                    | 2.00%  | n/a                        | 0.70%   | 1.20%  | 0.10%  | n/a                |
|  | "CB" (15)       | USD        | n/a             | ACC                  | 2.00%  | n/a                        | 0.70%   | 1.20%  | n/a  | n/a                |
|  | "CB" (10) (15)  | (10)       | n/a             | ACC                  | 2.00%  | n/a                        | 0.70%   | 1.20%  | n/a  | n/a                |
|  | "CBH" (20) (15) | (20)       | n/a             | ACC                  | 2.00%  | n/a                        | 0.70%   | 1.20%  | 0.10%  | n/a                |
|  | "DA" (4)        | USD        | n/a             | D                    | 2.00%  | n/a                        | n/a   | n/a (5)  | n/a  | n/a                |
|  | "DA" (4) (10)   | (10)       | n/a             | D                    | 2.00%  | n/a                        | n/a   | n/a (5)  | n/a  | n/a                |
|  | "DAH" (4) (20)  | (20)       | n/a             | D                    | 2.00%  | n/a                        | n/a   | n/a (5)  | n/a  | n/a                |
|  | "DAH" (4) (20)  | CHF        | n/a             | D                    | 2.00%  | n/a                        | n/a   | n/a (5)  | n/a  | n/a                |
|  | "DAH" (4) (20)  | EUR        | n/a             | D                    | 2.00%  | n/a                        | n/a   | n/a (5)  | n/a  | n/a                |
|  | "DB" (4)        | USD        | n/a             | ACC                  | 2.00%  | n/a                        | n/a   | n/a (5)  | n/a  | n/a                |
|  | "DB" (4) (10)   | (10)       | n/a             | ACC                  | 2.00%  | n/a                        | n/a   | n/a (5)  | n/a  | n/a                |
|  | "DBH" (4) (20)  | (20)       | n/a             | ACC                  | 2.00%  | n/a                        | n/a   | n/a (5)  | n/a  | n/a                |
|  | "DBH" (4) (20)  | CHF        | n/a             | ACC                  | 2.00%  | n/a                        | n/a   | n/a (5)  | n/a  | n/a                |
|  | "DBH" (4) (20)  | EUR        | n/a             | ACC                  | 2.00%  | n/a                        | n/a   | n/a (5)  | n/a  | n/a                |
|  | "EA" (11)       | USD        | n/a             | D                    | 2.00%  | 3.00%                      | n/a   | 1.00%  | n/a  | n/a                |
|  | "EA" (10) (11)  | (10)       | n/a             | D                    | 2.00%  | 3.00%                      | n/a   | 1.00%  | n/a  | n/a                |
|  | "EAH" (20) (11) | (20)       | n/a             | D                    | 2.00%  | 3.00%                      | n/a   | 1.00%  | 0.10%  | n/a                |
|  | "EAH" (20) (11) | CHF        | n/a             | D                    | 2.00%  | 3.00%                      | n/a   | 1.00%  | 0.10%  | n/a                |
|  | "EAH" (20) (11) | EUR        | n/a             | D                    | 2.00%  | 3.00%                      | n/a   | 1.00%  | 0.10%  | n/a                |
|  | "EB" (11)       | USD        | n/a             | ACC                  | 2.00%  | 3.00%                      | n/a   | 1.00%  | n/a  | n/a                |
|  | "EB" (10) (11)  | (10)       | n/a             | ACC                  | 2.00%  | 3.00%                      | n/a   | 1.00%  | n/a  | n/a                |
|  | "EBH" (20) (11) | (20)       | n/a             | ACC                  | 2.00%  | 3.00%                      | n/a   | 1.00%  | 0.10%  | n/a                |
|  | "EBH" (20) (11) | CHF        | n/a             | ACC                  | 2.00%  | 3.00%                      | n/a   | 1.00%  | 0.10%  | n/a                |
|  | "EBH" (20) (11) | EUR        | n/a             | ACC                  | 2.00%  | 3.00%                      | n/a   | 1.00%  | 0.10%  | n/a                |
|  | "FA" (16)       | USD        | n/a             | D                    | 2.00%  | n/a                        | n/a   | 0.90%  | n/a  | n/a                |
|  | "FA" (10) (16)  | (10)       | n/a             | D                    | 2.00%  | n/a                        | n/a   | 0.90%  | n/a  | n/a                |
|  | "FAH" (20) (16) | (20)       | n/a             | D                    | 2.00%  | n/a                        | n/a   | 0.90%  | 0.10%  | n/a                |
|  | "FAH" (20) (16) | CHF        | n/a             | D                    | 2.00%  | n/a                        | n/a   | 0.90%  | 0.10%  | n/a                |
|  | "FAH" (20) (16) | EUR        | n/a             | D                    | 2.00%  | n/a                        | n/a   | 0.90%  | 0.10%  | n/a                |
|  | "FB" (16)       | USD        | n/a             | ACC                  | 2.00%  | n/a                        | n/a   | 0.90%  | n/a  | n/a                |
|  | "FB" (10) (16)  | (10)       | n/a             | ACC                  | 2.00%  | n/a                        | n/a   | 0.90%  | n/a  | n/a                |
|  | "FBH" (20) (16) | (20)       | n/a             | ACC                  | 2.00%  | n/a                        | n/a   | 0.90%  | 0.10%  | n/a                |
|  | "FBH" (20) (16) | CHF        | n/a             | ACC                  | 2.00%  | n/a                        | n/a   | 0.90%  | 0.10%  | n/a                |
|  | "FBH" (20) (16) | EUR        | n/a             | ACC                  | 2.00%  | n/a                        | n/a   | 0.90%  | 0.10%  | n/a                |
|  | "IA"            | USD        | 500'000         | D                    | 2.00%  | 3.00%                      | n/a   | 0.70%  | n/a  | n/a                |
|  | "IA" (10)       | (10)       | -               | D                    | 2.00%  | 3.00%                      | n/a   | 0.70%  | n/a  | n/a                |
|  | "IAH" (20)      | (20)       | -               | D                    | 2.00%  | 3.00%                      | n/a   | 0.70%  | 0.10%  | n/a                |
|  | "IAH" (20)      | CHF        | 500'000         | D                    | 2.00%  | 3.00%                      | n/a   | 0.70%  | 0.10%  | n/a                |
| "IAH" (20)                                     | EUR             | 500'000    | D               | 2.00%                | 3.00%  | n/a                        | 0.70%   | 0.10%  | n/a  |                    |
| "IA25"   | USD             | 25'000'000 | D               | 2.00%                | 0.50%  | n/a                        | 0.70%   | n/a  | n/a  |                    |
| "IA25" (10)                                    | (10)            | -          | D               | 2.00%                | 0.50%  | n/a                        | 0.70%   | n/a  | n/a  |                    |
| "IAH25" (20)                                   | (20)            | -          | D               | 2.00%                | 0.50%  | n/a                        | 0.70%   | 0.10%  | n/a  |                    |
| "IAH25" (20)                                   | CHF             | 25'000'000 | D               | 2.00%                | 0.50%  | n/a                        | 0.70%   | 0.10%  | n/a  |                    |
| "IAH25" (20)                                   | EUR             | 25'000'000 | D               | 2.00%                | 0.50%  | n/a                        | 0.70%   | 0.10%  | n/a  |                    |
| "IB"   | USD             | 500'000    | ACC             | 2.00%                | 3.00%  | n/a                        | 0.70%   | n/a  | n/a  |                    |
| "IB" (10)                                      | (10)            | -          | ACC             | 2.00%                | 3.00%  | n/a                        | 0.70%   | n/a  | n/a  |                    |
| "IBH" (20)                                     | (20)            | -          | ACC             | 2.00%                | 3.00%  | n/a                        | 0.70%   | 0.10%  | n/a  |                    |
| "IBH" (20)                                     | CHF             | 500'000    | ACC             | 2.00%                | 3.00%  | n/a                        | 0.70%   | 0.10%  | n/a  |                    |
| "IBH" (20)                                     | EUR             | 500'000    | ACC             | 2.00%                | 3.00%  | n/a                        | 0.70%   | 0.10%  | n/a  |                    |
| "IB25"   | USD             | 25'000'000 | ACC             | 2.00%                | 0.50%  | n/a                        | 0.70%   | n/a  | n/a  |                    |
| "IB25" (10)                                    | (10)            | -          | ACC             | 2.00%                | 0.50%  | n/a                        | 0.70%   | n/a  | n/a  |                    |
| "IBH25" (20)                                   | (20)            | -          | ACC             | 2.00%                | 0.50%  | n/a                        | 0.70%   | 0.10%  | n/a  |                    |
| "IBH25" (20)                                   | CHF             | 25'000'000 | ACC             | 2.00%                | 0.50%  | n/a                        | 0.70%   | 0.10%  | n/a  |                    |
| "IBH25" (20)                                   | EUR             | 25'000'000 | ACC             | 2.00%                | 0.50%  | n/a                        | 0.70%   | 0.10%  | n/a  |                    |
| "MA" (11)                                      | USD             | 25'000'000 | D               | 2.00%                | 0.50%  | n/a                        | 0.65%   | n/a  | n/a  |                    |
| "MA" (10) (11)                                 | (10)            | -          | D               | 2.00%                | 0.50%  | n/a                        | 0.65%   | n/a  | n/a  |                    |
| "MAH" (20) (11)                                | (20)            | -          | D               | 2.00%                | 0.50%  | n/a                        | 0.65%   | 0.10%  | n/a  |                    |
| "MAH" (20) (11)                                | EUR             | 25'000'000 | D               | 2.00%                | 0.50%  | n/a                        | 0.65%   | 0.10%  | n/a  |                    |
| "MAH" (20) (11)                                | CHF             | 25'000'000 | D               | 2.00%                | 0.50%  | n/a                        | 0.65%   | 0.10%  | n/a  |                    |
| "MB" (11)                                      | USD             | 25'000'000 | ACC             | 2.00%                | 0.50%  | n/a                        | 0.65%   | n/a  | n/a  |                    |
| "MB" (10) (11)                                 | (10)            | -          | ACC             | 2.00%                | 0.50%  | n/a                        | 0.65%   | n/a  | n/a  |                    |



| Subfund<br>(Reference<br>Currency) | Share Class | Currency   | Minimum holding | Share<br>Type<br>(2) | Maximum<br>Adjustment<br>of the Net<br>Asset Value | Maximum<br>sales<br>charge | Maximum<br>distribution<br>fee (per<br>annum) | Maximum<br>management<br>fee<br>(per annum)<br>(3) | Maximum<br>FX<br>hedging<br>fee (per<br>annum)<br>(17) | Performance<br>fee |
|------------------------------------|-------------|------------|-----------------|----------------------|--|----------------------------|---|--|--|--------------------|
| "MBH" (20) (11)                    | (20)        | -          | ACC             | 2.00%                | 0.50%  | n/a                        | 0.65%   | 0.10%  | n/a  |                    |
| "MBH" (20) (11)                    | EUR         | 25'000'000 | ACC             | 2.00%                | 0.50%  | n/a                        | 0.65%   | 0.10%  | n/a  |                    |
| "MBH" (20) (11)                    | CHF         | 25'000'000 | ACC             | 2.00%                | 0.50%  | n/a                        | 0.65%   | 0.10%  | n/a  |                    |
| "UA" (12)                          | USD         | n/a        | D               | 2.00%                | 5.00%  | n/a                        | 1.05%   | n/a  | n/a  |                    |
| "UA" (10) (12)                     | (10)        | n/a        | D               | 2.00%                | 5.00%  | n/a                        | 1.05%   | n/a  | n/a  |                    |
| "UA" (10) (12)                     | CHF         | n/a        | D               | 2.00%                | 5.00%  | n/a                        | 1.05%   | n/a  | n/a  |                    |
| "UAH" (20) (12)                    | (20)        | n/a        | D               | 2.00%                | 5.00%  | n/a                        | 1.05%   | 0.10%  | n/a  |                    |
| "UAH" (20) (12)                    | EUR         | n/a        | D               | 2.00%                | 5.00%  | n/a                        | 1.05%   | 0.10%  | n/a  |                    |
| "UAH" (20) (12)                    | CHF         | n/a        | D               | 2.00%                | 5.00%  | n/a                        | 1.05%   | 0.10%  | n/a  |                    |
| "UA500" (12)                       | USD         | 500'000    | D               | 2.00%                | 3.00%  | n/a                        | 0.70%   | n/a  | n/a  |                    |
| "UA500" (10) (12)                  | (10)        | -          | D               | 2.00%                | 3.00%  | n/a                        | 0.70%   | n/a  | n/a  |                    |
| "UAH500" (20) (12)                 | (20)        | -          | D               | 2.00%                | 3.00%  | n/a                        | 0.70%   | 0.10%  | n/a  |                    |
| "UAH500" (20) (12)                 | EUR         | 500'000    | D               | 2.00%                | 3.00%  | n/a                        | 0.70%   | 0.10%  | n/a  |                    |
| "UAH500" (20) (12)                 | CHF         | 500'000    | D               | 2.00%                | 3.00%  | n/a                        | 0.70%   | 0.10%  | n/a  |                    |
| "UB" (12)                          | USD         | n/a        | ACC             | 2.00%                | 5.00%  | n/a                        | 1.05%   | n/a  | n/a  |                    |
| "UB" (10) (12)                     | (10)        | n/a        | ACC             | 2.00%                | 5.00%  | n/a                        | 1.05%   | n/a  | n/a  |                    |
| "UBH" (20) (12)                    | (20)        | n/a        | ACC             | 2.00%                | 5.00%  | n/a                        | 1.05%   | 0.10%  | n/a  |                    |
| "UBH" (20) (12)                    | EUR         | n/a        | ACC             | 2.00%                | 5.00%  | n/a                        | 1.05%   | 0.10%  | n/a  |                    |
| "UBH" (20) (12)                    | CHF         | n/a        | ACC             | 2.00%                | 5.00%  | n/a                        | 1.05%   | 0.10%  | n/a  |                    |
| "UB500" (12)                       | USD         | 500'000    | ACC             | 2.00%                | 3.00%  | n/a                        | 0.70%   | n/a  | n/a  |                    |
| "UB500" (10) (12)                  | (10)        | -          | ACC             | 2.00%                | 3.00%  | n/a                        | 0.70%   | n/a  | n/a  |                    |
| "UBH500" (20) (12)                 | (20)        | -          | ACC             | 2.00%                | 3.00%  | n/a                        | 0.70%   | 0.10%  | n/a  |                    |
| "UBH500" (20) (12)                 | EUR         | 500'000    | ACC             | 2.00%                | 3.00%  | n/a                        | 0.70%   | 0.10%  | n/a  |                    |
| "UBH500" (20) (12)                 | CHF         | 500'000    | ACC             | 2.00%                | 3.00%  | n/a                        | 0.70%   | 0.10%  | n/a  |                    |
| "UXA" (18)                         | USD         | (18)       | D               | 2.00%                | n/a  | n/a                        | 0.85%   | n/a  | n/a  |                    |
| "UXAH" (20) (18)                   | (20)        | (18)       | D               | 2.00%                | n/a  | n/a                        | 0.85%   | 0.10%  | n/a  |                    |
| "UXAH" (20) (18)                   | EUR         | (18)       | D               | 2.00%                | n/a  | n/a                        | 0.85%   | 0.10%  | n/a  |                    |
| "UXAH" (20) (18)                   | CHF         | (18)       | D               | 2.00%                | n/a  | n/a                        | 0.85%   | 0.10%  | n/a  |                    |
| "UXB" (18)                         | USD         | (18)       | ACC             | 2.00%                | n/a  | n/a                        | 0.85%   | n/a  | n/a  |                    |
| "UXBH" (20) (18)                   | (20)        | (18)       | ACC             | 2.00%                | n/a  | n/a                        | 0.85%   | 0.10%  | n/a  |                    |
| "UXBH" (20) (18)                   | EUR         | (18)       | ACC             | 2.00%                | n/a  | n/a                        | 0.85%   | 0.10%  | n/a  |                    |
| "UXBH" (20) (18)                   | CHF         | (18)       | ACC             | 2.00%                | n/a  | n/a                        | 0.85%   | 0.10%  | n/a  |                    |
| "X1A" (14)                         | USD         | (14)       | D               | 2.00%                | 5.00%  | n/a                        | 1.00%   | n/a  | n/a  |                    |
| "X1A" (10) (14)                    | (10)        | (14)       | D               | 2.00%                | 5.00%  | n/a                        | 1.00%   | n/a  | n/a  |                    |
| "X1AH" (20) (14)                   | (20)        | (14)       | D               | 2.00%                | 5.00%  | n/a                        | 1.00%   | 0.10%  | n/a  |                    |
| "X1AH" (20) (14)                   | EUR         | (14)       | D               | 2.00%                | 5.00%  | n/a                        | 1.00%   | 0.10%  | n/a  |                    |
| "X1AH" (20) (14)                   | CHF         | (14)       | D               | 2.00%                | 5.00%  | n/a                        | 1.00%   | 0.10%  | n/a  |                    |
| "X1B" (14)                         | USD         | (14)       | ACC             | 2.00%                | 5.00%  | n/a                        | 1.00%   | n/a  | n/a  |                    |
| "X1B" (10) (14)                    | (10)        | (14)       | ACC             | 2.00%                | 5.00%  | n/a                        | 1.00%   | n/a  | n/a  |                    |
| "X1BH" (20) (14)                   | (20)        | (14)       | ACC             | 2.00%                | 5.00%  | n/a                        | 1.00%   | 0.10%  | n/a  |                    |
| "X1BH" (20) (14)                   | EUR         | (14)       | ACC             | 2.00%                | 5.00%  | n/a                        | 1.00%   | 0.10%  | n/a  |                    |
| "X1BH" (20) (14)                   | CHF         | (14)       | ACC             | 2.00%                | 5.00%  | n/a                        | 1.00%   | 0.10%  | n/a  |                    |
| "X2A" (14)                         | USD         | (14)       | D               | 2.00%                | 5.00%  | n/a                        | 1.00%   | n/a  | n/a  |                    |
| "X2A" (10) (14)                    | (10)        | (14)       | D               | 2.00%                | 5.00%  | n/a                        | 1.00%   | n/a  | n/a  |                    |
| "X2AH" (20) (14)                   | (20)        | (14)       | D               | 2.00%                | 5.00%  | n/a                        | 1.00%   | 0.10%  | n/a  |                    |
| "X2AH" (20) (14)                   | EUR         | (14)       | D               | 2.00%                | 5.00%  | n/a                        | 1.00%   | 0.10%  | n/a  |                    |
| "X2AH" (20) (14)                   | CHF         | (14)       | D               | 2.00%                | 5.00%  | n/a                        | 1.00%   | 0.10%  | n/a  |                    |
| "X2B" (14)                         | USD         | (14)       | ACC             | 2.00%                | 5.00%  | n/a                        | 1.00%   | n/a  | n/a  |                    |
| "X2B" (10) (14)                    | (10)        | (14)       | ACC             | 2.00%                | 5.00%  | n/a                        | 1.00%   | n/a  | n/a  |                    |
| "X2BH" (20) (14)                   | (20)        | (14)       | ACC             | 2.00%                | 5.00%  | n/a                        | 1.00%   | 0.10%  | n/a  |                    |
| "X2BH" (20) (14)                   | EUR         | (14)       | ACC             | 2.00%                | 5.00%  | n/a                        | 1.00%   | 0.10%  | n/a  |                    |
| "X2BH" (20) (14)                   | CHF         | (14)       | ACC             | 2.00%                | 5.00%  | n/a                        | 1.00%   | 0.10%  | n/a  |                    |
| "X3A" (14)                         | USD         | (14)       | D               | 2.00%                | 5.00%  | n/a                        | 1.00%   | n/a  | n/a  |                    |
| "X3A" (10) (14)                    | (10)        | (14)       | D               | 2.00%                | 5.00%  | n/a                        | 1.00%   | n/a  | n/a  |                    |
| "X3AH" (20) (14)                   | (20)        | (14)       | D               | 2.00%                | 5.00%  | n/a                        | 1.00%   | 0.10%  | n/a  |                    |
| "X3AH" (20) (14)                   | EUR         | (14)       | D               | 2.00%                | 5.00%  | n/a                        | 1.00%   | 0.10%  | n/a  |                    |
| "X3AH" (20) (14)                   | CHF         | (14)       | D               | 2.00%                | 5.00%  | n/a                        | 1.00%   | 0.10%  | n/a  |                    |
| "X3B" (14)                         | USD         | (14)       | ACC             | 2.00%                | 5.00%  | n/a                        | 1.00%   | n/a  | n/a  |                    |
| "X3B" (10) (14)                    | (10)        | (14)       | ACC             | 2.00%                | 5.00%  | n/a                        | 1.00%   | n/a  | n/a  |                    |
| "X3BH" (20) (14)                   | (20)        | (14)       | ACC             | 2.00%                | 5.00%  | n/a                        | 1.00%   | 0.10%  | n/a  |                    |
| "X3BH" (20) (14)                   | EUR         | (14)       | ACC             | 2.00%                | 5.00%  | n/a                        | 1.00%   | 0.10%  | n/a  |                    |
| "X3BH" (20) (14)                   | CHF         | (14)       | ACC             | 2.00%                | 5.00%  | n/a                        | 1.00%   | 0.10%  | n/a  |                    |

(1) This Summary of Share Classes should not be relied upon as a substitute for reading the Prospectus.

(2) ACC = accumulating share class / D = distributing share class.

(3) The management fee actually payable will be disclosed in the respective annual or semi-annual report.

(4) Class DA, DAH, DAP, DAHP, DB, DBH, DBP and DBHP Shares may only be acquired by institutional investors within the meaning of Article 174(2)(c) of the Law of 17 December 2010 who a) have entered into a written agreement (e.g. a fund access agreement or a cooperation agreement, but excluding asset management and investment advisory agreement) with a UBS Group entity for the explicit purpose of investment in the DA/DB share class of the assets, or (b) have entered

- into a written asset management agreement with a UBS Group entity belonging to the Asset Management Division, or (c) have entered into a written asset management agreement with a UBS Group entity provided that such entity has delegated asset management to a UBS Group entity belonging to the Asset Management Division.
- (5) Class DA, DAH, DB and DBH Shares are not subject to a management fee but only to a management service fee, payable by the Company to the Management Company covering all fees and expenses as described in Chapter 9, "Expenses and Taxes", of not more than 0.35% p.a.  
Additional fees will be charged directly to the investor, upon the conditions of the separate agreement entered into between the investor and the relevant UBS Group entity .
- (6) Class DAP, DAHP, DBP and DBHP Shares are not subject to a management fee but only to a management service fee, payable by the Company to the Management Company covering all fees and expenses as described in Chapter 9, "Expenses and Taxes", of not more than 0.35% p.a., and a performance fee, payable to the Management Company, if applicable.  
Additional fees will be charged directly to the investor, upon the conditions of the separate agreement entered into between the investor and the relevant UBS Group entity.
- (7) The Company may decide on the issue of Class AH, AHP, BH, BHP, CAH, CAHP, CBH, CBHP, DAH, DAHP, DBH, DBHP, EAH, EAHP, EBH, EBHP, FAH, FAHP, FBH, FBHP, IAH, IAHP, IAHP25, IAHP25, IBH, IBHP, IBH25, IBHP25, MAH, MAHP, MBH, MBHP, QAH, QBH, SAH, SBH, UAH, UAHP, UBH, UBHP, UAH100, UBH100, UAH500, UBH500, UAHP500, UBHP500, UXAH, UXAHP, UXBH, UXBHP, X1AH, X1AHP, X1BH, X1BHP, X2AH, X2AHP, X2BH, X2BHP, X3AH, X3AHP, X3BH and X3BHP Shares in any additional freely convertible currencies as well as on their initial offering price at any time. Shareholders have to check with the agents mentioned in Chapter 14, "Information for Shareholders", if Shares of Class AH, AHP, BH, BHP, CAH, CAHP, CBH, CBHP, DAH, DAHP, DBH, DBHP, EAH, EAHP, EBH, EBHP, FAH, FAHP, FBH, FBHP, IAH, IAHP, IAHP25, IAHP25, IBH, IBHP, IBH25, IBHP25, MAH, MAHP, MBH, MBHP, QAH, QBH, SAH, SBH, UAH, UAHP, UBH, UBHP, UAH100, UBH100, UAH500, UBH500, UAHP500, UBHP500, UXAH, UXAHP, UXBH, UXBHP, X1AH, X1AHP, X1BH, X1BHP, X2AH, X2AHP, X2BH, X2BHP, X3AH, X3AHP, X3BH and X3BHP Shares have been issued in additional currencies in the meantime before submitting a subscription application.  
The initial minimum investment and holding amount of any Class IAH, IAHP, IAHP25, IAHP25, IBH, IBHP, IBH25, IBHP25, MAH, MAHP, MBH, MBHP, SAH, SBH, UAH100, UBH100, UAH500, UBH500, UAHP500 and UBHP500 Shares to be issued in any additional freely convertible currency will be the equivalent in such freely convertible currency of the amount set out in Chapter 2, "Summary of Share Classes" in the Subfund's Reference Currency. The initial minimum investment and holding amount of any Class X1AH, X1AHP, X1BH, X1BHP, X2AH, X2AHP, X2BH, X2BHP, X3AH, X3AHP, X3BH and X3BHP Shares will be defined separately between the distributor and/or financial intermediary and the Management Company, at the sole discretion of the Management Company. The initial minimum investment and holding amount of any Class UXAH, UXAHP, UXBH and UXBHP Shares will be defined separately between the digital platform and the Management Company, at the sole discretion of the Management Company.  
With Share Class AH, AHP, BH, BHP, CAH, CAHP, CBH, CBHP, DAH, DAHP, DBH, DBHP, EAH, EAHP, EBH, EBHP, FAH, FAHP, FBH, FBHP, IAH, IAHP, IAHP25, IAHP25, IBH, IBHP, IBH25, IBHP25, MAH, MAHP, MBH, MBHP, QAH, QBH, SAH, SBH, UAH, UAHP, UBH, UBHP, UAH100, UBH100, UAH500, UBH500, UAHP500, UBHP500, UXAH, UXAHP, UXBH, UXBHP, X1AH, X1AHP, X1BH, X1BHP, X2AH, X2AHP, X2BH, X2BHP, X3AH, X3AHP, X3BH and X3BHP the risk of an overall depreciation of the Subfund's Reference Currency against the Alternate Currency of the Share Class is reduced significantly by hedging the Net Asset Value of the respective Share Class AH, AHP, BH, BHP, CAH, CAHP, CBH, CBHP, DAH, DAHP, DBH, DBHP, EAH, EAHP, EBH, EBHP, FAH, FAHP, FBH, FBHP, IAH, IAHP, IAHP25, IAHP25, IBH, IBHP, IBH25, IBHP25, MAH, MAHP, MBH, MBHP, QAH, QBH, SAH, SBH, UAH, UAHP, UBH, UBHP, UAH100, UBH100, UAH500, UBH500, UAHP500, UBHP500, UXAH, UXAHP, UXBH, UXBHP, X1AH, X1AHP, X1BH, X1BHP, X2AH, X2AHP, X2BH, X2BHP, X3AH, X3AHP, X3BH and X3BHP – calculated in the Subfund's Reference Currency – against the respective Alternate Currency by means of forward foreign exchange transactions.  
The Net Asset Value of the Shares of these Alternate Currency Classes does not develop in the same way as that of the Share Classes issued in the Reference Currency.
- (8) The performance fee is set out in Chapter 23, "Subfunds".
- (9) Class QA, QAH, QB and QBH Shares may only be acquired by professional investors within the meaning of annex II of the Markets in Financial Instruments Directive 2004/39/EC ("MiFID") or qualified investors within the meaning of Article 10 paras 3 to 4 of the Swiss Collective Investment Schemes Act ("CISA") in conjunction with Article 6 and 6a of the Swiss Collective Investment Schemes Ordinance ("CISO").
- (10) The Company does not intend to enter into forward currency contracts to hedge the exchange-rate risks relating to these Alternate Currency Classes. These Classes may be issued in any additional freely convertible currencies as well as on their initial offering price at any time.
- (11) Class EA, EAH, EAP, EAHP, EB, EBH, EBP, EBHP, MA, MAH, MAP, MAHP, MB, MBH, MBP and MBHP Shares may only be acquired by institutional investors.
- (12) Class UA, UAH, UAP, UAHP, UB, UBH, UBP, UBHP, UA100, UAH100, UB100, UBH100, UA500, UAH500, UB500, UBH500, UAP500, UAHP500, UBP500 and UBHP500 Shares are exclusively reserved for investors who subscribe Shares of this Class via a financial intermediary domiciled in the United Kingdom, Germany or the Netherlands, or who have concluded a written agreement with a financial intermediary which explicitly provides for the acquisition of trailer fee-free classes, or who subscribe for Shares of this Class pursuant to a written asset management agreement with an independent asset manager carrying on business in the European Economic Area, Latin America or the Middle East and whose conduct is regulated by a recognised financial services regulator in their place of business.
- (13) Class SA, SAH, SB and SBH Shares may be created at the inception of a Subfund, subject to minimum raised volume during the subscription period prior to inception, set at the discretion of the Management Company, which serve as seeding Share Classes.
- (14) Class X1A, X1AP, X1B, X1BP, X1AH, X1AHP, X1BH, X1BHP, X2A, X2AP, X2B, X2BP, X2AH, X2AHP, X2BH, X2BHP, X3A, X3AP, X3B, X3BP, X3AH, X3AHP, X3BH and X3BHP Shares may be offered for distribution in certain countries through certain distributors and/or financial intermediaries at the discretion of the Management Company. The initial minimum investment and holding amount will be defined separately between the distributor and/or financial intermediary and the Management Company, at the sole discretion of the Management Company.
- (15) Class CA, CAH, CAP, CAHP, CB, CBH, CBP and CBHP Shares may be offered for distribution in Italy through certain distributors and/or financial intermediaries domiciled in Italy.
- (16) Class FA, FAH, FAP, FAHP, FB, FBH, FBP and FBHP Shares may only be acquired by investors who have concluded a discretionary asset management agreement with a subsidiary of UBS Group AG.
- (17) The FX hedging fee actually payable will be disclosed in the respective annual or semi-annual report.
- (18) Class UXA, UXAH, UXB, and UXBH Shares are trailer fee-free and may be offered for distribution through certain digital platforms selected at the discretion of the Management Company and which shall be duly licensed for their activities. The initial minimum investment and holding amount will be defined separately between the digital platform and the Management Company, at the sole discretion of the Management Company. Class UXA, UXAH, UXB, and UXBH Shares are, in addition to the management fee, subject to a management service fee, payable by the Company to the Management Company covering all fees and expenses as described in Chapter 9, "Expenses and Taxes", other than the management fee, of not more than 0.35% p.a.
- (19) Class UXAP, UXAHP, UXBP and UXBHP Shares are trailer fee-free and may be offered for distribution through certain digital platforms selected at the discretion of the Management Company and which shall be duly licensed for their activities. The initial minimum investment and holding amount will be defined separately between the digital platform and the Management Company, at the sole discretion of the Management Company. Class UXAP, UXAHP, UXBP and UXBHP Shares are, in addition to the management fee, subject to a management service fee, payable by the Company to the Management Company covering all fees and expenses as described in Chapter 9, "Expenses and Taxes", other than the management fee, of not more than 0.35% p.a. and a performance fee, payable to the Management Company, if applicable.
- (20) The Company may decide on the issue of Class AH, AHP, BH, BHP, CAH, CAHP, CBH, CBHP, DAH, DAHP, DBH, DBHP, EAH, EAHP, EBH, EBHP, FAH, FAHP, FBH, FBHP, IAH, IAHP, IAHP25, IAHP25, IBH, IBHP, IBH25, IBHP25, MAH, MAHP, MBH, MBHP, QAH, QBH, SAH, SBH, UAH, UAHP, UBH, UBHP, UAH100, UBH100, UAH500, UBH500, UAHP500, UBHP500, UXAH, UXAHP, UXBH, UXBHP, X1AH, X1AHP, X1BH, X1BHP, X2AH, X2AHP, X2BH, X2BHP, X3AH, X3AHP, X3BH and X3BHP Shares in any additional freely convertible currencies as well as on their initial offering price at any time. Shareholders have to check with the agents mentioned in Chapter 14, "Information for Shareholders" (registered office of the Company, paying agent, information agent and Distributors), if Shares of Class AH, AHP, BH,



### 3. The Company

The Company is an undertaking for collective investment in transferable securities in the legal form of an investment company with variable capital (société d'investissement à capital variable, SICAV) subject to Part I of the Law of December 17, 2010 on undertakings for collective investment ("Law of December 17, 2010") transposing Directive 2009/65/EC of the European Parliament and of the Council of July 13, 2009 on the coordination of laws, regulations and administrative provisions relating to undertakings for collective investment in transferable securities. The Company was originally established under the designation of CS Fixed Income SICAV - SIF on August 21, 2007 as a SICAV in accordance with Luxembourg Law dated February 13, 2007 relating to specialized investment funds ("Law of February 13, 2007"). The Company changed its statute to Part I of the Law of December 17, 2010 on June 21, 2013.

The Company has appointed Credit Suisse Fund Management S.A. as the management company ("Management Company"). In this capacity, the Management Company acts as investment manager, administrator and distributor of the Company's Shares. The Management Company has delegated the above-mentioned tasks as follows:

Tasks relating to investment advice are performed by the investment managers ("Investment Managers") named in Chapter 23, "Subfunds", and administrative tasks are performed by Credit Suisse Fund Services (Luxembourg) S.A.

The Company is registered with the Luxembourg Trade and Companies Register (registre de commerce et des sociétés) under no. B 131 404. Its articles of incorporation ("Articles of Incorporation") were first published in the Mémorial, Recueil des Sociétés et Associations on September 25, 2007. The last amendments of the Articles of Incorporation took place on September 18, 2018 and have been published in the *Recueil Electronique des Sociétés et Associations* (the "RESA"). The legally binding version is deposited with the Trade and Companies Register. All amendments of the Articles of Incorporation will be announced in accordance with Chapter 14, "Information for Shareholders", and becomes legally binding for all shareholders ("Shareholders") subsequent to their approval by the general meeting of Shareholders. The share capital of the Company corresponds to the total net asset value of the Company and shall at any time exceed EUR 1,250,000.

The Company has an umbrella structure and therefore consists of at least one subfund (a "Subfund"). Each Subfund represents a portfolio containing different assets and liabilities and is considered to be a separate entity in relation to the Shareholders and third parties. The rights of Shareholders and creditors concerning a Subfund or which have arisen in relation to the establishment, operation or liquidation of a Subfund are limited to the assets of that Subfund. No Subfund will be liable with its assets for the liabilities of another Subfund.

The board of directors of the Company ("Board of Directors") may at any time establish new Subfunds with Shares having similar characteristics to the Shares in the existing Subfunds. The Board of Directors may at any time create and issue new classes ("Classes") or types of Shares within any Subfund. If the Board of Directors establishes a new Subfund and/or creates a new Class or type of Share, the corresponding details shall be set out in this Prospectus. A new Class or type of Share may have different characteristics than the currently existing Classes. The terms of any offering of new Shares shall be set out in Chapter 2, "Summary of Share Classes" and Chapter 23, "Subfunds".

The characteristics of each possible Share Class are further described in this Prospectus, in particular in Chapter 5, "Investment in CS Investment Funds 1", and in Chapter 2, "Summary of Share Classes".

The individual Subfunds shall be denominated as indicated in Chapter 2, "Summary of Share Classes" and Chapter 23, "Subfunds".

Information about the performance of the individual Share Classes of the Subfunds is contained in the PRIIPS KID.

### 4. Investment Policy

The primary objective of the Company is to provide investors with an opportunity to invest in professionally managed portfolios. The assets of the Subfunds are invested, in accordance with the principle of risk diversification, in transferable securities and other assets as specified in Article 41 of the Law of December 17, 2010.

The investment objective and policy of the individual Subfunds are described in Chapter 23, "Subfunds". The assets of the individual Subfunds will be invested in accordance with the investment restrictions as stipulated by the Law of December 17, 2010 and set out in this Prospectus in Chapter 6, "Investment Restrictions".

**The investment objective for each Subfund is to maximize the appreciation of the assets invested. In order to achieve this, the Company shall assume a fair and reasonable degree of risk. However, in consideration of market fluctuations and other risks (see Chapter 7, "Risk Factors") there can be no guarantee that the investment objective of the relevant Subfunds will be achieved. The value of investments may go down as well as up and investors may not recover the value of their initial investment.**

### Reference Currency

The reference currency is the currency in which the performance and the net asset value of the Subfunds are calculated ("Reference Currency"). The Reference Currencies of the individual Subfunds are specified in Chapter 2, "Summary of Share Classes".

### Ancillary Liquid Assets

The Subfunds may hold ancillary liquid assets within a limit of 20% of their total net assets. Subject to any additional restrictions as specified in Chapter 23 "Subfunds", the above mentioned 20% limit may only be temporarily breached for a period of time strictly necessary when, because of exceptionally unfavorable market conditions, circumstances so require and where such breach is justified having regard to the interests of the investors, for instance in highly serious circumstances. Liquid assets held to cover exposure to financial derivative instruments do not fall under this restriction. Bank deposits, money market instruments or money market funds that meet the criteria of Article 41(1) of the Law of December 17, 2010 are not considered to be included in the ancillary liquid assets under Article 41(2) b) of the Law of December 17, 2010. Ancillary liquid assets are limited to bank deposits at sight, such as cash held in current accounts with a bank accessible at any time, in order to cover current or exceptional payments, or for the time necessary to reinvest in eligible assets provided under Article 41(1) of the Law of December 17, 2010 or for a period of time strictly necessary in case of unfavourable market conditions.

### Sustainable Investing

Sustainable Investing refers to the process of pursuing a dedicated sustainable investing strategy when taking investment decisions. Subfunds following a sustainable investing approach integrate environmental, social and governance information ("ESG Factors") into the investment decision making process to make better informed investment decisions or to target specific sustainable investment objectives often expressed as the alignment with one or more of the United Nations Sustainable Development Goals. Depending on the overall investment strategy and investment universe of the Subfund, the importance of and focus on individual ESG Factors varies.

Regulatory requirements surrounding Sustainable Investing are evolving and might change in the future. When there will be legislative changes, the Prospectus will be updated accordingly. Additionally, new methods arise and availability of data is constantly improving. This might have an impact on the implementation, monitoring and reporting of ESG Factors as described in this Prospectus. Investors should read and consider the risks factor entitled "Sustainability Risk" and "Sustainable Investing Risks" in Chapter 7, "Risk Factors", before investing in Subfunds applying a sustainable investing approach.

For Subfunds which do not apply a sustainable investing approach or a dedicated ESG investment strategy, sustainability is neither the objective, nor a mandatory part of the investment process. In particular, the underlying investments of the Subfunds do not take into account the EU criteria for environmentally sustainable economic activities as defined under the Taxonomy Regulation (EU) 2020/852. These Subfunds do not consider principal adverse impacts on sustainability factors for the purpose of article 7 of the Sustainable Finance Disclosure Regulation (Regulation (EU) 2019/2088) (the "SFDR").

### Credit Suisse Asset Management Sustainable Investing Policy

Credit Suisse Asset Management ("CSAM") has a Sustainable Investing Policy that directs and governs activities related to sustainable investing. The Management Company and the Investment Manager apply the CSAM Sustainable Investing Policy to the following Subfunds :

- Credit Suisse Investment Partners (Lux) Global Investment Grade Convertible Bond Fund (Art.8);
- UBS (Lux) Financial Bond Fund (Art.8);
- Credit Suisse (Lux) SQ Euro Corporate Bond Fund (Art.8);
- Credit Suisse (Lux) Global Inflation Linked Bond Fund (Art.8);
- UBS (Lux) Credit Income Fund (Art.8);
- Credit Suisse (Lux) Global Value Bond Fund (Art.8);
- Credit Suisse (Lux) SQ US Corporate Bond Fund (Art.8);
- UBS (Lux) Latin America Corporate Bond Fund (Art.8);
- Credit Suisse Investment Partners (Lux) Convert International Bond Fund (Art.8).

The implementation of the CSAM Sustainable Investing Policy in the investment process is documented and monitored accordingly by the Management Company and the Investment Manager. A dedicated CSAM sustainable investing team is the owner of the CSAM Sustainable Investing Policy and supports the Management Company and the relevant Investment Manager in the implementation of this policy.

The CSAM Sustainable Investing Policy defines how to integrate ESG Factors into various steps of the investment process by guiding investment teams to identify sustainability related opportunities, to reduce Sustainability Risks (see definition in Chapter 7 “Risk Factors”) and to consider principal adverse impacts.

The CSAM Sustainable Investing Policy consists of the following primary approaches:

**1. ESG Exclusions:** CSAM has defined the following three categories of ESG Exclusions:

- **Norms-based Exclusions:** Categorical exclusion of companies that fail to comply with international treaties on controversial weapons, such as the ‘Convention on Cluster Munitions’, the ‘Chemical Weapons Convention’, the ‘Biological Weapons Convention’, the ‘Treaty on the Non-Proliferation of Nuclear Weapons’ (NPT), including companies that are recommended for exclusions by the Swiss Association for Responsible Investments (SVVK-ASIR) in respect to APM (anti-personnel mines), Cluster Munitions and Nuclear Weapons (outside of NPT).
- **Values-based Exclusions:** Companies that derive more than 5% of their revenue from conventional weapons and firearms, tobacco production, gambling, or adult entertainment are excluded. Companies that derive more than 20% of their revenue from tobacco distribution or conventional weapons support systems and services are excluded. In addition, a revenue limit of 20% applies to investments in coal (coal mining and coal-based electricity generation), a revenue limit of 5% applies to investments in arctic oil and gas as well as a revenue limit of 10% applies to investments in oil sands.
- **Business-conduct Exclusions:** Companies found to (1) systematically violate international norms, (2) where the breaches are particularly severe, or (3) where management is not open to implementing the necessary reforms, are put on a watchlist and may be decided to be excluded from the firm-wide investment universe. Exclusions are considered as a last resort. Instead, engaging with investee companies is supposed to have a higher impact to prevent future breaches. Companies that are able and willing to take action may be subject to a period of prolonged engagement in which Credit Suisse aims to agree on targets and timelines for improvement, together with the Company.

The ESG Exclusion criteria are aligned with the Credit Suisse Sustainable Investment Framework and may evolve over time. Additional investment restrictions based on sustainability-related labels and standards may apply (see section below).

CSAM applies the Norms-based Exclusions, Values-based Exclusions, and Business-conduct Exclusions for direct fixed income and listed equity investments. **Further specifications** on the ESG Exclusions can be found online at [www.credit-suisse.com/esg](http://www.credit-suisse.com/esg). Please note that these ESG Exclusion criteria may evolve over time.

**2. Investing with a Sustainability Objective and/or ESG Integration:** Investing with a Sustainability Objective means that CSAM implements investment strategies that allocate capital to investments that address environmental and/or societal challenges and meet a sustainable investment objective. The sustainable investment objective is achieved through a dedicated investment process focusing on investments in themes and sectors whose economic activities address specific ESG challenges. Typically, this means investing in companies or strategies that address one or more of the United Nations Sustainable Development Goals. Subfunds that follow a Sustainable Objective provide more details in the SFDR Annex of this Prospectus.

ESG Integration means considerations of ESG Factors at various steps of the investment process by combining financial information with ESG related information to make better informed investment decisions. The ESG Integration technique varies by asset class, investment style, and availability of ESG data.

**3. Active Ownership:** All Subfunds subject to CSAM Sustainable Investing Policy are covered by CSAM’s centralized active ownership approach.

- **Engagement:** CSAM may opt for meetings with the board of directors, executive management members and/or investor relations teams of the respective investee company are based on business-conduct and/or materiality analyses performed by CSAM in line with CSAM’s fiduciary duty. These analyses are carried out by the centralized CSAM Active Ownership team and include holdings across all investment funds managed by Credit Suisse Asset Management (Schweiz) AG, which include the Subfunds’ holdings. Those analyses follow therefore a top down approach based on priorities defined at CSAM centrally. This means that, at Subfunds level, the number of engagements can

vary between reporting periods and can range from zero to a few or many engagements.

- **Exercise of voting rights:** CSAM considers the exercise of voting rights a key element in bearing stewardship responsibilities for Subfund’s assets. Voting serves CSAM in the escalation of issues and the expression of concerns and opinions. In order to facilitate well-grounded voting decisions, CSAM relies on several sources of information. To cover the extensive scope of investee companies, CSAM may utilize the services of external proxy advisors, where appropriate. Vote recommendations of proxy advisors serve as one source, among others, within CSAM’s decision-making process on voting topics and supplements CSAM’s internal research. CSAM ensures effective and efficient voting processes and controls by focusing on investments that are material to it as explained in the Active Ownership section at : [www.credit-suisse.com/esg](http://www.credit-suisse.com/esg)

More information about the application of the CSAM Sustainable Investing Policy as well as further details on sustainable investing per Subfund are available online at [www.credit-suisse.com/esg](http://www.credit-suisse.com/esg) and in the SFDR Annex of this Prospectus.

**CS SFDR Sustainable Investment Methodology**

SFDR Sustainable Investments, as per Art. 2(17) SFDR, are investments that contribute to an environmental or social objective, provided that such investments do no significant harm to any other environmental or social objectives and follow good governance practices.

Credit Suisse (“CS”) has defined a quantitative methodology to identify investments which qualify as SFDR Sustainable Investments. In addition, CS may classify investments as SFDR Sustainable Investments based on a qualitative case-by-case assessment.

**Quantitative Methodology for equity and fixed income investments**

A SFDR Sustainable Investment needs to meet all the following three conditions.

**1. Contribution to environmental or social objective**

To meet the condition to contribute to an environmental or social objective, CS will either consider:

- Investments that generate revenues above a defined threshold from products and services that contribute to an environmental objective or social objective,
- Investments that have an approved commitment to carbon reduction and show sufficient evidence of carbon reduction in their carbon emission intensity, or
- Investments in securities whose proceeds pursue a predefined environmental or social objective (e.g. green bonds).

**2. No significant harm**

SFDR Sustainable Investments may not significantly harm any environmental or social objectives (DNSH). To assess the DNSH condition, CSAM makes use of PAI indicators and further indicators from our CSAM ESG Exclusion framework. CSAM has defined a set of criteria and thresholds to determine if an investment passes the DNSH condition.

**3. Good governance practice**

CSAM evaluates the investments’ governance and overall ESG performance to assess good governance. These measures provide a holistic view of investments’ ability to sustainably manage resources, including human capital, ensure operational integrity based on strong management practices and comply with applicable norms, including tax laws.

**Limitations of Quantitative Methodology**

The methodology to identify SFDR Sustainable Investments makes use of ESG data which may not be reliable or in certain cases not available from underlying investments. To address shortcomings of the quantitative methodology, a qualitative case-by-case assessment to classify an investment as SFDR Sustainable Investment may be applied. Good Governance practice may not be assessed for investments in securities issued by sovereigns or supranational entities.

Please note, the criteria of the CS SFDR Sustainable Investment Methodology may change over time. More information and specific thresholds are available online at [www.credit-suisse.com/esg](http://www.credit-suisse.com/esg).

**Securities Lending**

Subject to the investment restrictions set out below, a Subfund may from time to time enter into securities lending transactions for the purpose of efficient portfolio management. The decision to enter into securities lending transactions (or to stop securities lending transactions, temporarily or permanently) will be made on the basis of costs and benefits analysis carried out in the best interest of the shareholders of the relevant Subfunds (e.g. at the occasion of large subscriptions or redemptions). Securities lending transactions consist in transactions whereby a lender transfers securities or instruments to a borrower,

subject to a commitment that the borrower will return equivalent securities or instruments on a future date or when requested to do so by the lender, such transaction being considered as securities lending for the party transferring the securities or instruments and being considered as securities borrowing for the counterparty to which they are transferred. Securities lending transactions entail a transfer of ownership of the relevant securities to the borrower. As a consequence, these securities are no longer subject to safekeeping and oversight by the Depositary Bank. Conversely, any collateral transferred under a title transfer arrangement would become subject to the usual safekeeping and oversight by the Depositary Bank of the Company.

The Subfunds may enter into securities lending transactions only in respect of eligible assets under the Law of December 17, 2010 which fall within their investment policies.

In respect to securities lending revenues, the gross income generated by the transactions is credited for minimum 80% to the participating Subfunds and for maximum 20% to the securities lending principal in these transactions. The legal entity acting as securities lending principal on behalf of the Subfunds is an affiliate of UBS Group, i.e. Credit Suisse (Schweiz) AG.

The Management Company does not receive any of the securities lending revenue.

**The proportion of the assets held by a Subfund that may be subject to securities lending transactions is generally expected to range between 0% and 30% of that Subfund's Net Asset Value. The proportion within that range of 0%-30% will fluctuate subject to market demand and supply considerations. More specifically there might be temporary increased hedging activity from market participants borrowing securities in order to protect downside risk on investments under unusual market conditions or seasonal effects impacting the utilization (e.g. reduced supply during corporate action season as individual lenders may recall equities during the annual general meeting period). Unless otherwise specified in Chapter 23, "Subfunds", in case of a particularly strong market demand for certain types of securities held by the Subfund at any given time, this proportion may, on an opportunistic and temporary basis, be increased up to a maximum of 70% of that Subfund's Net Asset Value, depending also on the Subfund's liquidity profile and anticipated liquidity needs.**

The Subfunds will ensure that the volume of the securities lending transactions is kept at an appropriate level or that it is entitled to request the return of the securities lent in a manner that enables it, at all times, to meet its redemption obligations. The counterparties to efficient portfolio management techniques should be subject to prudential supervision rules considered by the CSSF as equivalent to those prescribed by EU law.

The risk exposure to the counterparty arising from securities lending transactions and OTC financial derivative instruments should be combined when calculating the counterparty risk limits foreseen under Chapter 6.4) a) "Investment Restrictions".

The counterparty risk may be disregarded provided that the value of the collateral valued at market price, taking into account appropriate haircuts, exceeds the value of the amount exposed to risk.

The Subfunds will ensure that their counterparties deliver collateral in the form of assets (cash and non-cash collateral) compliant with the applicable Luxembourg regulations and in line with the requirements foreseen under "Collateral Policy" foreseen in Chapter 19, "Regulatory Disclosure".

Appropriate haircuts on the collateral value are applied in accordance with the Risk Management Process of the Management Company.

#### Total Return Swaps

A total return swap ("TRS") is an OTC derivative contract in which one counterparty (the total return payer) transfers the total economic performance, including income from interest and fees, gains and losses from price movements, and credit losses, of a reference obligation to another counterparty (the total return receiver). Total return swaps can be either funded or unfunded.

The Subfunds may from time to time enter into total return swap transactions for the purpose of efficient portfolio management and, when applicable, as part of their respective investment policies as described in Chapter 23, "Subfunds". The Subfunds will get 100 % of the net revenues generated from total return swaps after deduction of costs, including in particular transaction fees and costs for collateral paid to the swap counterparty. For unfunded total return swaps, such transaction fees are typically paid under the form of an agreed interest rate, which may be either fixed or floating. For funded total return swaps, the Subfund will make an upfront payment of the notional amount of the total return swap, typically with no further periodic transaction costs. A partially funded total return swap combines the characteristics and cost profile of both funded and unfunded total return swaps, in the relevant proportions. Costs for collateral typically take the form of a periodic fixed payment, depending on the amounts and frequency of collateral being exchanged. Information on costs and fees incurred by each Subfund in this respect, as well as the identity of the entities to which such costs

and fees are paid and any affiliation they may have with the Management Company, if applicable, will be available in the semi-annual and annual reports.

The Subfunds will receive cash and non-cash collateral for total return swap transactions, in accordance with the Company's collateral policy as further described in Chapter 19, "Regulatory Disclosure". The collateral received will be valued mark-to-market on a daily basis, as is common industry standard, and in accordance with Chapter 8 "Net Asset Value". The collateral received will be adjusted on a daily basis. The collateral received will be held in a separate collateral account and is therefore segregated from the other assets of the Subfund.

The Subfunds may only enter into TRS in respect of eligible assets under the Law of December 17, 2010 which fall within their investment policies.

The Subfunds may only enter into total return swap transactions through a regulated first class financial institution of any legal form with a minimum credit rating of investment grade quality specialised in this type of transaction which has its registered office in one of the OECD countries.

The Subfunds may use total returns swaps where further specified in Chapter 23, "Subfunds".

#### Other Securities Financing Transactions

Apart from securities lending transactions and TRS, the Subfunds do not intend to make use of the other securities financing transactions ("SFTs") covered by Regulation (EU) 2015/2365 of 25 November 2015 on transparency of securities financing transactions and of reuse and amending Regulation (EU) No 648/2012.

#### Collective Management of Assets

For the purpose of efficient management of the Company and where the investment policies so permit, the Company's Board of Directors may opt to manage all or part of the assets of certain Subfunds in common. Assets so managed shall be referred to hereinafter as a "pool". Such pools are created solely for internal management purposes and do not constitute a separate legal entity. Therefore, they cannot be directly accessed by investors. Each of the jointly managed Subfunds shall remain entitled to its own specific assets. The assets jointly managed in the pools may be divided and transferred to all the participating Subfunds at any time.

If the assets of several Subfunds are pooled in order to be managed jointly, a written record is kept of that portion of the assets in the pool which can be allocated to each of the Subfunds concerned, with reference to the Subfund's original share in this pool. The rights of each participating Subfund to the jointly managed assets shall relate to each individual position in the respective pool. Additional investments made for the jointly managed Subfunds shall be allocated to these Subfunds in an amount proportionate to their participation while assets, which have been sold, shall be deducted from each participating Subfund's assets accordingly.

#### Cross-investments between Subfunds of the Company

The Subfunds of the Company may, subject to the conditions provided for in the Law of December 17, 2010, subscribe, acquire and/or hold securities to be issued or issued by one or more Subfunds of the Company under the following conditions:

- the target Subfund does not, in turn, invest in the Subfund invested in this target Subfund; and
- no more than 10% of the assets of the target Subfund whose acquisition is contemplated may be invested in aggregate in units/shares of other target Subfunds of the Company; and
- voting rights, if any, attaching to the relevant securities are suspended for as long as they are held by the Subfund concerned and without prejudice to the appropriate processing in the accounts and the periodic reports; and
- in any event, for as long as these securities are held by the Company, their value will not be taken into consideration for the calculation of the net assets of the Company for the purposes of verifying the minimum threshold of the net assets imposed by the Law of December 17, 2010.

## 5. Investment in CS Investment Funds 1

### i. General Information on the Shares

Each Subfund may issue Shares of Classes A, AH, AP, AHP, B, BH, BP, BHP, CA, CAH, CAP, CAHP, CB, CBH, CBP, CBHP, DA, DAH, DAP, DAHP, DB, DBH, DBP, DBHP, EA, EAH, EAP, EAHP, EB, EBH, EBP, EBHP, FA, FAH, FAP, FAHP, FB, FBH, FBP, FBHP, IA, IAP, IAH, IAHP, IA25, IAH25, IAP25, IAHP25, IB, IBP, IBH, IBHP, IB25, IBH25, IBP25, IBHP25, MA, MAH, MAP, MAHP, MB, MBH, MBP, MBHP, QA, QAH, QB, QBH, SA, SAH, SB, SBH, UA, UAH, UAP, UAHP, UB, UBH, UBP, UBHP, UA100, UAH100, UB100, UBH100, UA500, UAH500, UB500, UBH500, UAP500, UAHP500, UBHP500, UXA, UXAH, UXAP, UXAHP, UXB, UXBH, UXBP, UXBHP, X1A, X1AP, X1AH, X1AHP, X1B, X1BP, X1BH, XBHP, X2A, X2AP, X2AH, X2AHP, X2B, X2BP, X2BH, X2BHP, X3A, X3AP, X3AH, X3AHP, X3B, X3BP, X3BH and X3BHP except the Subfund UBS (Lux) Financial Bond Fund, which may not issue Class A, AH, AP, AHP,

B, BH, BP, BHP, CA, CAH, CAP, CAHP, CB, CBH, CBP, CBHP, UA, UAH, UAP, UAHP, UB, UBH, UBP, UBHP, UXA, UXAH, UXAP, UXAHP, UXB, UXBH, UXBP, UXBHP, X1A, X1AP, X1AH, X1AHP, X1B, X1BP, X1BH, X1BHP, X2A, X2AP, X2AH, X2AHP, X2B, X2BP, X2BH, X2BHP, X3A, X3AP, X3AH, X3AHP, X3B, X3BP, X3BH and X3BHP Shares. The Share Classes which are issued within each Subfund, together with the related fees and sales charges as well as the Reference Currency are set out in Chapter 2, "Summary of Share Classes". A redemption fee will not be charged. In addition, certain other fees, charges and expenses shall be paid out of the assets of the Subfunds. For further information, see Chapter 9, "Expenses and Taxes".

Shares are issued in registered form only.

The Shares which make up each such Share Class will be either accumulating Shares or distributing Shares.

#### Accumulating Shares

Class B, BH, BP, BHP, CB, CBH, CBP, CBHP, DB, DBH, DBP, DBHP, EB, EBH, EBP, EBHP, FB, FBH, FBP, FBHP, IB, IBP, IBH, IBHP, IB25, IBH25, IBP25, IBHP25, MB, MBH, MBP, MBHP, QB, QBH, SB, SBH, UB, UBH, UBP, UBHP, UB100, UBH100, UB500, UBH500, UBP500, UBHP500, UXB, UXBH, UXBP, UXBHP, X1B, X1BP, X1BH, X1BHP, X2B, X2BP, X2BH, X2BHP, X3B, X3BP, X3BH and X3BHP Shares are accumulating Shares. Details of the characteristics of accumulating Shares are included in Chapter 11, "Appropriation of Net Income and Capital Gains".

#### Distributing Shares

Class A, AH, AP, AHP, CA, CAH, CAP, CAHP, DA, DAH, DAP, DAHP, EA, EAH, EAP, EAHP, FA, FAH, FAP, FAHP, IA, IAP, IAH, IAHP, IA25, IAH25, IAP25, IAHP25, MA, MAH, MAP, MAHP, QA, QAH, SA, SAH, UA, UAH, UAP, UAHP, UA100, UAH100, UA500, UAH500, UAP500, UAHP500, UXA, UXAH, UXAP, UXAHP, X1A, X1AP, X1AH, X1AHP, X2A, X2AP, X2AH, X2AHP, X3A, X3AP, X3AH and X3AHP Shares are distributing Shares. Details of the characteristics of distributing Shares are included in Chapter 11, "Appropriation of Net Income and Capital Gains".

#### Share Classes dedicated to a specific type of investors

Class DA, DAH, DAP, DAHP, DB, DBH, DBP and DBHP Shares may only be acquired by institutional investors within the meaning of Article 174(2)(c) of the Law of 17 December 2010 who:

- a) have entered into a written agreement (e.g. a fund access agreement or a cooperation agreement, but excluding asset management and investment advisory agreement) with a UBS Group entity for the explicit purpose of investment in the DA/DB share class of the assets, or
- b) have entered into a written asset management agreement with a UBS Group entity belonging to the Asset Management Division, or
- c) have entered into a written asset management agreement with a UBS group entity provided that such entity has delegated asset management to a UBS Group entity belonging to the Asset Management Division.

Where such agreement has been terminated, Class DA, DAH, DAP, DAHP, DB, DBH, DBP and DBHP Shares held by the investor at that time shall be either compulsorily redeemed or, according to the request of investor, converted into another Share Class. Moreover, Class DA, DAH, DAP, DAHP, DB, DBH, DBP and DBHP Shares are not transferable without the Company's approval. Class DA, DAH, DAP, DAHP, DB, DBH, DBP and DBHP Shares are not subject to a management fee, but only to a management service fee, payable by the Company to the Management Company covering all fees and expenses as described in Chapter 9, "Expenses and Taxes". In addition, Class DAP, DAHP, DBP and DBHP Shares are subject to a performance fee to be paid to the Management Company. Class MA, MAH, MAP, MAHP, MB, MBH, MBP and MBHP Shares may only be acquired by institutional investors according to Article 174 (2) c) of the Law of December 17, 2010. Class MA, MAH, MAP, MAHP, MB, MBH, MBP and MBHP Shares are subject to initial minimum investment and holding requirements and benefit from the reduced management fee and sales charge as specified in Chapter 2, "Summary of Share Classes".

Class EA, EAH, EAP, EAHP, EB, EBH, EBP and EBHP Shares may only be acquired by institutional investors according to Article 174 (2) c) of the Law of December 17, 2010. Class EA, EAH, EAP, EAHP, EB, EBH, EBP and EBHP Shares benefit from the reduced management fee and sales charge as specified in Chapter 2, "Summary of Share Classes".

Class FA, FAH, FAP, FAHP, FB, FBH, FBP and FBHP Shares may only be acquired by investors who have concluded a discretionary asset management agreement with a subsidiary of UBS Group AG. Where such a discretionary asset management agreement has been terminated, Class FA, FAH, FAP, FAHP, FB, FBH, FBP and FBHP Shares held by the investor at that time shall be either compulsorily redeemed or, according to the request of the investor, converted into another Share Class.

Moreover, Class FA, FAH, FAP, FAHP, FB, FBH, FBP and FBHP Shares are not transferable without the approval of the Company. Class FA, FAH, FAP, FAHP, FB, FBH, FBP and FBHP Shares shall not be subject to a sales charge and benefit from a reduced management fee as specified in Chapter 2 "Summary of Share Classes". Class UA, UAH, UAP, UAHP, UB, UBH, UBP, UBHP, UA100, UAH100, UB100, UBH100, UA500, UAH500, UB500, UBH500, UAP500, UAHP500, UBP500 and UBHP500 Shares are exclusively reserved for investors who subscribe Shares of this Class via a financial intermediary domiciled in the United Kingdom, Germany or the Netherlands, or who have concluded a written agreement with a financial intermediary which explicitly provides for the acquisition of trailer fee-free classes or who subscribe for Shares of this Class pursuant to a written asset management agreement with an independent asset manager carrying on business in the European Economic Area, Latin America or the Middle East and whose conduct is regulated by a recognised financial services regulator in their place of business.

Class UA, UAH, UAP, UAHP, UB, UBH, UBP and UBHP Shares are subject to a sales charge and shall benefit from a reduced management fee as specified in Chapter 2, "Summary of Share Classes". Class UA100, UAH100, UB100, UBH100, UA500, UAH500, UB500, UBH500, UAP500, UAHP500, UBP500 and UBHP500 Shares are subject to initial minimum investment and holding requirements and, are subject to a sales charge and shall benefit from a reduced management fee as specified in Chapter 2, "Summary of Share Classes".

Class SA, SAH, SB and SBH Shares may be created at the inception of a Subfund, subject to a minimum raised volume during the subscription period prior to inception, set at discretion of the Management Company, which serve as seeding Share Classes. These types of Share Classes are subject to initial minimum investment and holding requirements and benefit from a reduced management fee and sales charge as specified in Chapter 2, "Summary of Share Classes". The Share Class remains open to subscriptions until any of the following events occurs: (i) certain period of time set by the Management Company has elapsed, (ii) the Subfund has reached a critical size in terms of assets under management determined by the Management Company or (iii) the Management Company decides on the basis of reasonable grounds to cease the offering of the Share Class. Notice on the closing of the seeding Share Classes shall be published as described in Chapter 14, "Information to Shareholders".

Class QA, QAH, QB and QBH Shares are exclusively reserved for professional investors within the meaning of annex II of the Markets in Financial Instruments Directive 2004/39/EC ("MiFID") or qualified investors within the meaning of Article 10 paras. 3 to 4 of the Swiss Collective Investment Schemes Act ("CISA") in conjunction with Article 6 and 6a of the CISO. Qualified investors within the meaning of Article 10 para. 3 CISA are regulated financial intermediaries such as banks, securities dealers and fund management companies of collective investment schemes and central banks, regulated insurance companies, public-law entities and pension funds with a professional treasury unit, and companies with a professional treasury unit. Wealthy individuals who meet the conditions set out in this provision and in Article 6 and 6a CISO are deemed to be qualified investors pursuant to Article 10 para. 3<sup>bis</sup> CISA. Asset management clients who meet the conditions set out in this provision are deemed to be qualified investors pursuant to Article 10 para. 3<sup>ter</sup> CISA. A company or public-law entity or pension fund has a professional treasury unit if it entrusts at least one qualified person with experience in the financial sector with managing the financial resources on a permanent basis.

Class UXA, UXAH, UXAP, UXAHP, UXB, UXBP, UXBH and UXBHP Shares are trailer fee-free and may be offered for distribution through certain digital platforms selected at the discretion of the Management Company and which shall be duly licensed for their activities. The initial minimum investment and holding amount will be defined separately between the digital platform and the Management Company, at the sole discretion of the Management Company. Class UXA, UXAH, UXAP, UXAHP, UXB, UXBH, UXBP and UXBHP Shares are, in addition to the management fee, subject to a management service fee, payable by the Company to the Management Company covering all fees and expenses as described in Chapter 9, "Expenses and Taxes", other than the management fee. In addition, Class UXAP, UXAHP, UXBP and UXBHP Shares are subject to a performance fee to be paid to the Management Company.

Class X1A, X1AP, X1B, X1BP, X1AH, X1AHP, X1BH, X1BHP, X2A, X2AP, X2B, X2BP, X2AH, X2AHP, X2BH, X2BHP, X3A, X3AP, X3B, X3BP, X3AH, X3AHP, X3BH and X3BHP Shares may be offered for distribution in certain countries through certain distributors and/or financial intermediaries at the discretion of the Management Company. The initial minimum investment and holding amount will be defined separately between the distributor and/or financial intermediary and the Management Company, at the sole discretion of the Management Company. These type of Share Classes benefit from a reduced management fee and sales charge as specified in Chapter 2, "Summary of Share Classes".

Class CA, CAH, CAP, CAHP, CB, CBH, CBP and CBHP Shares may be offered for distribution in Italy through certain distributors and/or financial intermediaries domiciled in Italy. These types of Share Classes are subject to a management fee

and additional distribution fee as specified in Chapter 2, “Summary of Share Classes”, whereas no sales charge is applicable.

#### Minimum Holding

Class IA, IAP, IAH, IAHP, IB, IBP, IBH, IBHP, IA25, IAHP25, IB25, IBH25, IBP25, IBHP25, MA, MAH, MAP, MAHP, MB, MBH, MBP, MBHP, SA, SAH, SB, SBH, UA100, UAH100, UB100, UBH100, UA500, UAH500, UB500, UBH500, UAP500, UAHP500, UBP500, UBHP500, UXA, UXAH, UXAP, UXAHP, UXB, UXBP, UXBH, UXBHP, X1A, X1AP, X1AH, X1AHP, X1B, X1BP, X1BH, X1BHP, X2A, X2AP, X2AH, X2AHP, X2B, X2BP, X2BH, X2BHP, X3A, X3AP, X3AH, X3AHP, X3B, X3BP, X3BH and X3BHP Shares are subject to an initial minimum investment and holding amount and benefit from reduced management fees and sales charges (if applicable) as specified in Chapter 2, “Summary of Share Classes”.

#### Hedged Share Classes

Depending on the Subfund, Class AH, AHP, BH, BHP, CAH, CAHP, CBH, CBHP, DAH, DAHP, DBH, DBHP, EAH, EAHP, EBH, EBHP, FAH, FAHP, FBH, FBHP, IAH, IAHP, IAHP25, IAHP25, IBH, IBHP, IBH25, IBHP25, MAH, MAHP, MBH, MBHP, QAH, QBH, SAH, SBH, UAH, UAHP, UBH, UBHP, UAH100, UBH100, UAH500, UBH500, UAHP500, UBHP500, UXA, UXAH, UXAP, UXAHP, UXB, UXBP, UXBH, UXBHP, X1AH, X1AHP, X1BH, X1BHP, X2AH, X2AHP, X2BH, X2BHP, X3AH, X3AHP, X3BH and X3BHP Shares are issued in one or more alternate currencies, as set out in Chapter 2, “Summary of Share Classes”. In order to reduce the risk of an overall depreciation of the Subfund’s Reference Currency against the alternate currency of the Share Classes AH, AHP, BH, BHP, CAH, CAHP, CBH, CBHP, DAH, DAHP, DBH, DBHP, EAH, EAHP, EBH, EBHP, FAH, FAHP, FBH, FBHP, IAH, IAHP, IAHP25, IBH, IBHP, IBH25, IBHP25, MAH, MAHP, MBH, MBHP, QAH, QBH, SAH, SBH, UAH, UAHP, UBH, UBHP, UAH100, UBH100, UAH500, UBH500, UAHP500, UBHP500, UXA, UXAH, UXAP, UXAHP, UXB, UXBP, UXBH, UXBHP, X1AH, X1AHP, X1BH, X1BHP, X2AH, X2AHP, X2BH, X2BHP, X3AH, X3AHP, X3BH and X3BHP the net asset value of the respective Share Classes as calculated in the Subfund’s Reference Currency, will be hedged against the respective alternate currency of Share Classes AH, AHP, BH, BHP, CAH, CAHP, CBH, CBHP, DAH, DAHP, DBH, DBHP, EAH, EAHP, EBH, EBHP, FAH, FAHP, FBH, FBHP, IAH, IAHP, IAHP25, IBH, IBHP, IBH25, IBHP25, MAH, MAHP, MBH, MBHP, QAH, QBH, SAH, SBH, UAH, UAHP, UBH, UBHP, UAH100, UBH100, UAH500, UBH500, UAHP500, UBHP500, UXA, UXAH, UXAP, UXAHP, UXB, UXBP, UXBH, UXBHP, X1AH, X1AHP, X1BH, X1BHP, X2AH, X2AHP, X2BH, X2BHP, X3AH, X3AHP, X3BH and X3BHP through the use of forward foreign exchange transactions. The aim of this approach is, as far as possible, to mirror the performance of the Share Class in the Subfund’s Reference Currency minus any hedge costs.

Within this approach, the currency risk of the investment currencies (except for the Reference Currency) versus the alternate currency will not be hedged or will only be partially hedged. Investors are made aware that currency hedging is never perfect, it aims to reduce the effects of currency movements on a share class but it cannot eliminate them entirely. The foreign exchange transactions in relation to Share-Class Hedging will be executed by Credit Suisse Asset Management (Switzerland) Ltd., an affiliate of UBS Group, acting in its capacity as FX hedging agent for the purpose of FX hedging activities including determination of the appropriate hedging positions and placement of FX trades (the “FX Hedging Agent”).

Depending on the Subfund, with Class AH, AHP, BH, BHP, CAH, CAHP, CBH, CBHP, DAH, DAHP, DBH, DBHP, EAH, EAHP, EBH, EBHP, FAH, FAHP, FBH, FBHP, IAH, IAHP, IAHP25, IAHP25, IBH, IBHP, IBH25, IBHP25, MAH, MAHP, MBH, MBHP, QAH, QBH, SAH, SBH, UAH, UAHP, UBH, UBHP, UAH100, UBH100, UAH500, UBH500, UAHP500, UBHP500, UXA, UXAH, UXAP, UXAHP, UXB, UXBP, UXBH, UXBHP, X1AH, X1AHP, X1BH, X1BHP, X2AH, X2AHP, X2BH, X2BHP, X3AH, X3AHP, X3BH and X3BHP, the risk generated by the exposure to the different investment currencies is hedged against the currency of the respective Share Class, as specified in Chapter 2, “Summary of Share Classes” either to the greatest possible extent where economically worthwhile, or partially. Investors are informed of partial hedge of the currency risk of the portfolio assets in Chapter 23, “Subfunds”, if applicable. No assurance can be given that the hedging objective will be achieved.

There is an additional cost to Hedged Share Classes as set out in Chapter 9, “Expenses and Taxes” section ii, “Expenses”.

Share Classes AH, AHP, BH, BHP, EAH, EAHP, EBH, EBHP, IAH, IAHP, IAHP25, IAHP25, IBH, IBHP, IBH25, IBHP25, MAH, MAHP, MBH, MBHP, QAH, QBH, SAH, SBH, UAH, UAHP, UBH, UBHP, UAH100, UBH100, UAH500, UBH500, UAHP500, UBHP500, UXA, UXAH, UXAP, UXAHP, UXB, UXBP, UXBH, UXBHP, X1AH, X1AHP, X1BH, X1BHP, X2AH, X2AHP, X2BH, X2BHP, X3AH, X3AHP, X3BH and X3BHP are subject to the management fee and sales charge as set out in Chapter 2 “Summary of Share Classes”.

Share Classes CAH and CBH are subject to the management fee and distribution fee as set out in Chapter 2, “Summary of Share Classes”. No sales charge is applicable.

Subscription of IAH, IAHP, IBH, IBHP, IAHP25, IAHP25, IBHP25, MAH, MAHP, MBH, MBHP, SAH, SBH, UAH100, UBH100, UAH500, UBH500, UAHP500,

UBHP500, UXA, UXAH, UXAP, UXAHP, UXB, UXBP, UXBH, UXBHP, X1AH, X1AHP, X1BH, X1BHP, X2AH, X2AHP, X2BH, X2BHP, X3AH, X3AHP, X3BH and X3BHP Shares is subject to the minimum initial investment and holding requirements as set out in Chapter 2 “Summary of Share Classes”. The net asset value of the Shares of this alternate currency class (“Alternate Currency Class”) does not develop in the same way as that of the Share Classes issued in the Reference Currency.

#### Issue Price

Unless otherwise determined by the Company, the initial issue price of Share Classes A, AH, AP, AHP, B, BH, BP, BHP, CA, CAH, CAP, CAHP, CB, CBH, CBP, CBHP, UA, UAH, UAP, UAHP, UB, UBH, UBP, UBHP, UA100, UAH100, UB100, UBH100, UA500, UAH500, UB500, UBH500, UAP500, UAHP500, UBP500, UBHP500, UXA, UXAH, UXAP, UXAHP, UXB, UXBP, UXBH, UXBP, UXBHP, X1A, X1AP, X1AH, X1AHP, X1B, X1BP, X1BH, X1BHP, X2A, X2AP, X2AH, X2AHP, X2B, X2BP, X2BH, X2BHP, X3A, X3AP, X3AH, X3AHP, X3B, X3BP, X3BH and X3BHP amounts to EUR 100, CHF 100, USD 100, GBP 100 and/or SGD 100 and Share Classes DA, DAH, DAP, DAHP, DB, DBH, DBP, DBHP, EA, EAH, EAP, EAHP, EB, EBH, EBP, EBHP, FA, FAH, FAP, FAHP, FB, FBH, FBP, FBHP, IA, IAP, IAH, IAHP, IB, IBP, IBH, IBHP, IA25, IAHP25, IAP25, IAHP25, IB25, IBHP25, MA, MAH, MAP, MAHP, MB, MBH, MBP, MBHP, QA, QAH, QB, QBH, SA, SAH, SB and SBH amounts to EUR 1000, CHF 1000, USD 1000, GBP 1000, SGD 1000 and/or ILS 10000 depending on the currency denomination of the Share Class in the respective Subfund and its characteristics. After the initial offering, Shares may be subscribed at the applicable net asset value (“Net Asset Value”).

The Company may, at any time, decide on the issue of Share Classes in any additional freely convertible currencies at an initial issue price to be determined by the Company.

Except in case of Alternate Currency Share Classes, Share Classes shall be denominated in the Reference Currency of the Subfund to which they relate (as specified in Chapter 2, “Summary of Share Classes”).

Investors may, at the discretion of the central administration (“Central Administration”), pay the subscription monies for Shares in a convertible currency other than the currency in which the relevant Share Class is denominated. As soon as the receipt is determined by Credit Suisse (Luxembourg) S.A. (“Depositary Bank”), such subscription monies shall be automatically converted by the Depositary Bank into the currency in which the relevant Shares are denominated. Further details are set out in Chapter 5 ii., “Subscription of Shares”.

The Company may at any time issue, within a Subfund, one or more Share Classes denominated in a currency other than the Subfund’s Reference Currency. The issue of each further Alternate Currency Class is specified in Chapter 2, “Summary of Share Classes”.

The Company may enter into forward currency contracts for, and at the expense of, this Alternate Currency Class in order to minimize the effect of price fluctuations in this alternate currency.

However, no assurance can be given that the hedging objective will be achieved. The Net Asset Value of the Shares of these Alternate Currency Classes does not develop in the same way as that of the Share Classes issued in the Reference Currency.

Shares may be held through collective depositories. In such cases, Shareholders shall receive a confirmation in relation to their Shares from the depository of their choice (for example, their bank or broker), or Shares may be held by Shareholders directly in a registered account kept for the Company and its Shareholders by the Company’s Central Administration. These Shareholders will be registered by the Central Administration. Shares held by a depository may be transferred to an account of the Shareholder with the Central Administration or to an account with other depositories approved by the Company or with an institution participating in the securities and fund clearing systems. Conversely, Shares held in a Shareholder’s account kept by the Central Administration may at any time be transferred to an account with a depository.

#### ii. Subscription of Shares

Shares may be subscribed on any day on which banks are open for business in Luxembourg (“Banking Day”), as further described in Chapter 23, “Subfunds” (except on 24 December and 31 December where the Subfunds are closed for new subscription applications), at the Net Asset Value per Share of the relevant Share Class of the Subfund, which is calculated on the date that is defined as valuation day in Chapter 8, “Net Asset Value” (“Valuation Day”) according to the method described in Chapter 8, “Net Asset Value”, plus the applicable initial sales charges and any taxes. The applicable maximum sales charge levied in connection with the Shares of the Company is indicated in Chapter 2, “Summary of Share Classes”.

The Subscription applications must be submitted in written form to the Central Administration or a distributor authorized by the Company to accept applications for the subscription or redemption of Shares (“Distributor”) before the cut-off time as specified for the relevant Subfund in Chapter 23, “Subfunds”.



The Subscription applications shall be settled as defined in Chapter 23, "Subfunds", for the relevant Subfund.

The Subscription applications received after the cut-off time shall be deemed to have been received prior to the cut-off time on the following Banking Day.

Payment must be received within the time period specified for the relevant Subfund in Chapter 23, "Subfunds".

Charges to be paid due to the subscription of Shares shall accrue to the banks and other financial institutions engaged in the distribution of the Shares. Any taxes incurred on the issue of Shares shall also be charged to the investor. Subscription amounts shall be paid in the currency in which the relevant Shares are denominated or, if requested by the investor and at the sole discretion of the Central Administration, in another convertible currency. Payment shall be effected by bank transfer to the Company's bank accounts. Further details are set out in the subscription application form.

The Company may in the interest of the Shareholders accept transferable securities and other assets permitted by Part I of the Law of December 17, 2010 as payment for subscription ("contribution in kind"), provided the offered transferable securities and assets correspond to the investment policy and restrictions of the relevant Subfund. Each payment of Shares in return for a contribution in kind is part of a valuation report issued by the auditor of the Company. The Board of Directors may, at its sole discretion, reject all or several offered transferable securities and assets without giving reasons. All costs caused by such contribution in kind (including the costs for the valuation report, broker fees, expenses, commissions, etc.) shall be borne by the investor.

The Shares shall be issued by the Company upon receipt of the issue price with the correct value date by the Depository Bank. Notwithstanding the above, the Company may, at its own discretion, decide that the subscription application will only be accepted once these monies are received by the Depository Bank.

If the payment is made in a currency other than the one in which the relevant Shares are denominated, the proceeds of conversion from the currency of payment to the currency of denomination less fees and exchange commission shall be allocated to the purchase of Shares.

The minimum value or number of Shares which must be held by a Shareholder in a particular Share Class is set out in Chapter 2, "Summary of Share Classes", if applicable. Such minimum initial investment and holding requirement may be waived in any particular case at the sole discretion of the Company.

Subscriptions and redemptions of fractions of Shares shall be permitted up to three decimal places. Fractional Shares shall not be entitled to voting rights. A holding of fractional Shares shall entitle the Shareholder to proportional rights in relation to such Shares. It might occur clearing institutions will be unable to process holdings of fractional Shares. Investors should verify whether this is the case.

The Company is entitled to refuse at its own discretion subscription applications and temporarily or permanently suspend or limit the sale of Shares. The Central Administration is entitled to refuse any subscription, transfer or conversion in whole or in part for any reason, and may in particular prohibit or limit the sale, transfer or conversion of Shares to individuals or corporate bodies in certain countries if such transaction might be detrimental to the Company or result in the Shares being held directly or indirectly by a Prohibited Person (included but not limited to any U.S. Person) or if such subscription, transfer or conversion in the relevant country is in contravention of applicable laws. The subscription, transfer or conversion for Shares and any future transactions shall not be processed until the information required by the Central Administration, included but not limited to know your customer and anti-money laundering checks, is received.

### iii. Redemption of Shares

The Company shall in principle redeem Shares on any day on which banks are open for business in Luxembourg ("Banking Day"), as further described in Chapter 23, "Subfunds" (except on 24 December and 31 December where the Subfunds are closed for new redemption applications), at the Net Asset Value per Share of the relevant Share Class of the Subfund, which is calculated on the date which is defined as valuation day in Chapter 8, "Net Asset Value" ("Valuation Day") according to the method described in Chapter 8, "Net Asset Value", less any redemption fee where applicable.

Redemption applications must be submitted to the Central Administration or a Distributor. Redemption applications for Shares held through a depository must be submitted to the depository concerned. The redemption applications must be received by the Central Administration or the Distributor before the cut-off time as specified for the relevant Subfund in Chapter 23, "Subfunds". Redemption applications received after the cut-off time shall be deemed to have been received prior to the cut-off time on the following Banking Day.

If the execution of a redemption application would result in the investor's holding in a particular Share Class falling below the minimum holding requirement for that Class as set out in Chapter 2, "Summary of Share Classes", the Company may, without further notice to the Shareholder, treat such redemption application as

though it were an application for the redemption of all Shares of the Class held by the Shareholder.

Class DA, DAH, DAP, DAHP, DB, DBH, DBP DBHP Shares, which may only be purchased by institutional investors fulfilling the conditions specified in this Prospectus, shall be either compulsorily redeemed or, according to the request of investor, converted into another Share Class if the eligibility conditions for such share classes are no longer met.

Whether and to what extent the redemption price is lower or higher than the issue price paid depends on the development of the Net Asset Value of the relevant Share Class.

Payment of the redemption price of the Shares shall be made within the time period specified for the relevant Subfund in Chapter 23, "Subfunds". This does not apply where specific statutory provisions such as foreign exchange or other transfer restrictions or other circumstances beyond the Depository Bank's control make it impossible to transfer the redemption price.

In the case of large redemption applications, the Company may decide to settle redemption applications once it has sold corresponding assets without undue delay. Where such a measure is necessary, if not otherwise specified in Chapter 23, "Subfunds", all redemption applications received on the same day shall be settled at the same price.

Payment shall be made by means of remittance to a bank account or, if possible, by cash in the currency that is legal tender in the country where payment is to be made, after conversion of the amount in question. If, at the sole discretion of the Depository Bank, payment is to be made in a currency other than the one in which the relevant Shares are denominated, the amount to be paid shall be the proceeds of conversion from the currency of denomination to the currency of payment less all fees and exchange commission.

Upon payment of the redemption price, the corresponding Share shall cease to be valid.

The Company is entitled to compulsorily redeem all Shares held by a Prohibited Person, as set out below.

The Company reserves the right not to accept instructions to redeem or to convert Shares on any one Banking Day representing more than 10% of the net assets of any Subfund. In these circumstances, the Board of Directors may declare that the redemption of part or all Shares in excess of 10% for which a redemption or a conversion has been requested will be deferred until the next Banking Day and will be valued at the Net Asset Value per Share prevailing on that Banking Day. On such Banking Day, deferred requests will be dealt with in priority to later requests and in the order that requests were initially received by the Transfer Agent.

During a period of suspension or deferral, a Shareholder may withdraw their request in respect of any Shares not redeemed or converted, by notice in writing received by the Transfer Agent before the end of such period.

The Company reserves the right to extend the period of payment of redemption proceeds to such period, not exceeding ten (10) Banking Days, as shall be necessary to repatriate proceeds of the sale of investments in the event of impediments due to exchange control regulations or similar constraints in the markets in which a substantial part of the assets of a Subfund are invested or in exceptional circumstances where the liquidity of a Subfund is not sufficient to meet the redemption requests.

### iv. Conversion of Shares

Unless otherwise specified in Chapter 23, "Subfunds", Shareholders in a particular Share Class of a Subfund may at any time convert all or part of their Shares into Shares of the same Class of another Subfund or into Shares of another Class in the same Subfund, provided that the requirement for the Share Class into which such Shares are converted (see Chapter 2, "Summary of Share Classes") are complied with. Conversions of other Share Classes into Share Classes SA, SAH, SB and SBH are not permitted. The fee charged for such conversions shall not exceed half the initial sales charge of the Class into which the Shares are converted.

Unless otherwise specified in Chapter 23, "Subfunds", conversion applications must be completed and submitted to the Central Administration or the Distributor before the cut-off time as specified for the relevant Subfund in Chapter 23, "Subfunds" on a Banking Day, (except on 24 December and 31 December where the Subfunds are closed for new conversion applications). Conversion applications received after the cut-off time shall be deemed to have been received prior to the cut-off time on the following Banking Day. Conversion shall take place on the basis of the applicable Net Asset Value per Share calculated on the date which is defined as valuation day in Chapter 8, "Net Asset Value" ("Valuation Day") according to the method described in Chapter 8, "Net Asset Value". Conversions of Shares will only be made on a Valuation Day, if the Net Asset Value in both relevant Share Classes is calculated.

Where processing an application for the conversion of Shares would result in the relevant Shareholder's holding in a particular Share Class falling below the minimum holding requirement for that Class set out in Chapter 2, "Summary of Share Classes", the Company may, without further notice to the Shareholder,

treat such conversion application as though it were an application for the conversion of all Shares held by the Shareholder in that Share Class.

Where Shares denominated in one currency are converted into Shares denominated in another currency, the foreign exchange and conversion fees incurred will be taken into consideration and deducted.

**v. Suspension of the Subscription, Redemption and Conversion of Shares and the Calculation of the Net Asset Value**

The Company may suspend the calculation of the Net Asset Value and/or the issue, redemption and conversion of Shares of a Subfund:

- a) where a substantial proportion of the assets of the Subfund cannot be valued, because a stock exchange or market is closed on a day other than usual public holiday, or when trading on such stock exchange or market is restricted or suspended; or
- b) where a substantial proportion of the assets of the Subfund is not freely disposable because a political, economic, military, monetary or any other event beyond the control of the Company does not permit the disposal of the Subfund's assets, or such disposal would be detrimental to the interests of Shareholders; or
- c) where a substantial proportion of the assets of the Subfund cannot be valued because disruption to the communications network or any other factor makes a valuation impossible; or
- d) where for any other reason the value of the assets of the Subfund cannot be promptly and/or accurately ascertained; or
- e) where a substantial proportion of the assets of the Subfund is not available for transactions because restrictions on foreign exchange or other types of restrictions make asset transfers impracticable or it can be objectively demonstrated that transactions cannot be effected at normal foreign exchange rates; or
- f) where the Company or a Subfund is being or may be wound-up, on or following the date on which such decision is taken by the Board of Directors or on which notice is given to the Shareholders of a general meeting of Shareholders at which a decision to wind-up the Company or a Subfund is to be proposed; or
- g) in the case of a merger of the Company or a Subfund, where the Board of Directors considers this justified for the protection of the Shareholders; or
- h) where the net asset value of one or more investment funds in which the Subfund a substantial part of its assets invests is suspended; or
- i) in any other circumstance or circumstances beyond the control and responsibility of the Board of Directors, where a failure to do so might result in the Company or its Shareholders incurring any liability to taxation or suffering other pecuniary disadvantages or other detriment which the Company or its Shareholders might not otherwise have suffered.

Investors applying for, or who have already applied for, the subscription, redemption or conversion of Shares in the respective Subfund shall be notified of the suspension without delay. Notice of the suspension shall be published as described in Chapter 14, "Information for Shareholders" if, in the opinion of the Board of Directors of the Company, the suspension is likely to last for longer than one week.

Suspension of the calculation of the Net Asset Value of one Subfund shall not affect the calculation of the Net Asset Value of the other Subfunds if none of the above conditions apply to such other Subfunds.

**vi. Market Timing**

The Company does not permit practices related to "Market Timing" (i.e. a method through which an investor systematically subscribes and redeems or converts Shares of Classes within a short time period, by taking advantage of time differences and/or imperfections or deficiencies in the method of determination of the Net Asset Value. It therefore reserves the right to reject subscription and conversion applications from an investor who the Company suspects of using such practices and to take, if appropriate, the necessary measures to protect the other investors of the Company.

**vii. Measures to Combat Money Laundering**

Pursuant to the applicable provisions of Luxembourg laws and regulations in relation to the fight against money laundering and terrorist financing ("AML/CTF"), obligations have been imposed on the Company as well as on other professionals of the financial sector to prevent the use of funds for money laundering and financing of terrorism purposes.

The Company and the Management Company will ensure their compliance with the applicable provisions of the relevant Luxembourg laws and regulations, including but not limited to the Luxembourg law of 12 November 2004 on the fight against money laundering and terrorist financing (the "2004 AML/CTF Law"), the Grand-Ducal Regulation of 10 February 2010 providing detail on certain provisions of the 2004 AML/CTF Law (the "2010 AML/CTF Regulation"), CSSF Regulation N°12-02 of 14 December 2012 on the fight against money laundering

and terrorist financing ("CSSF Regulation 12-02") and relevant CSSF Circulars in the field of AML/CFT, including but not limited to CSSF Circular 18/698 on the authorization and organization of investment fund managers incorporated under Luxembourg law ("CSSF Circular 18/698", and the above collectively referred to as the "AML/CTF Rules").

In accordance with the AML/CTF Rules, the Company and the Management Company are required to apply due diligence measures on the investors (including on their ultimate beneficial owner(s)), their delegates and the assets of the Company in accordance with their respective policies and procedures put in place from time to time, and to apply enhanced customer due diligence measures on intermediaries acting on behalf of investors, if required by applicable laws and regulations.

Among others, the AML/CTF Rules require a detailed verification of a prospective investor's identity. In this context, the Company and the Management Company, or the Central Administration or any Distributor, nominee or any other type of intermediary (as the case may be), acting under the responsibility and supervision of the Company and the Management Company will require prospective investors to provide them with any information, confirmation and documentation deemed necessary in their reasonable judgment, applying a risk-based approach, to proceed such identification.

The Company and the Management Company reserve the right to request such information as is necessary to verify the identity of a prospective or current investor. In the event of delay or failure by a prospective investor to produce any information required for verification purposes, the Company and the Management Company are entitled to refuse the application and will not be liable for any interest, costs or compensation. Similarly, when Shares are issued, they cannot be redeemed or converted until full details of registration and anti-money laundering documents have been completed.

The Company and the Management Company moreover reserve the right to reject an application, for any reason, in whole or in part in which event the application monies (if any) or any balance thereof will, to the extent permissible, be returned without unnecessary delay to the prospective investor by transfer to the prospective investor's designated account or by post at the prospective investor's risk, provided the identity of the prospective investor can be properly verified pursuant to the AML/CTF Rules. In such event, the Company and the Management Company will not be liable for any interest, costs or compensation. In addition, the Company and the Management Company, or the Central Administration or any Distributor, nominee or any other type of intermediary (as the case may be), acting under the responsibility and supervision of the Company and the Management Company, may request investors to provide additional or updated identification documents from time to time pursuant to on-going client due diligence requirements under the AML/CTF Rules, and investors shall be required and accept to comply with such requests.

Failure to provide proper information, confirmation or documentation may, among others, result in (i) the rejection of subscriptions, (ii) the withholding of redemption proceeds by the Company or (iii) the withholding of outstanding dividend payments. Moreover, prospective or current investors who fail to comply with the above requirements may be subject to additional administrative or criminal sanctions under applicable laws, including but not limited to the laws of the Grand Duchy of Luxembourg. None of the Company, the Management Company, the Central Administration or any Distributor, nominee or any other type of intermediary (as the case may be) has any liability to an investor for delays or failure to process subscriptions, redemptions or dividend payments as a result of the investor providing no or only incomplete documentation. The Company and the Management Company moreover reserve all rights and remedies available under applicable law to ensure their compliance with the AML/CTF Rules.

Pursuant to the Luxembourg law of 13 January 2019 on the register of beneficial owners (the "RBO Law"), the Company is required to collect and make available certain information on its beneficial owner(s) (as defined in the AML/CTF Rules). Such information includes, among others, first and last name, nationality, country of residence, personal or professional address, national identification number and information on the nature and the scope of the beneficial ownership interest held by each beneficial owner in the Company. The Company is further required, among others, (i) to make such information available upon request to certain Luxembourg national authorities (including the Commission de Surveillance du Secteur Financier, the Commissariat aux Assurances, the Cellule de Renseignement Financier, Luxembourg tax and other national authorities as defined in the RBO Law) and upon motivated request of other professionals of the financial sector subject to the AML/CTF Rules, and (ii) to register such information in a publicly available central register of beneficial owners (the "RBO").

That being said, the Company or a beneficial owner may however, on a case by case basis and in accordance with the provisions of the RBO Law, formulate a motivated request with the administrator of the RBO to limit the access to the information relating to them, e.g. in cases where such access could cause a

disproportionate risk to the beneficial owner, a risk of fraud, kidnapping, blackmail, extortion, harassment or intimidation towards the beneficial owner, or where the beneficial owner is a minor or otherwise incapacitated. The decision to restrict access to the RBO does, however, not apply to the Luxembourg national authorities, nor to credit instructions, financial institutions, bailiffs and notaries acting in their capacity as public officers, which can thus always consult the RBO. In light of the above RBO Law requirements, any persons willing to invest in the Company and any beneficial owner(s) of such persons (i) are required to provide, and agree to provide, the Company and the case being the Management Company, the Central Administration or their Distributor, nominee or any other type of intermediary (as the case may be), with the necessary information in order to allow the Company to comply with its obligations in terms of beneficial owner identification, registration and publication under the RBO Law (regardless of applicable rules regarding professional secrecy, banking secrecy, confidentiality or other similar rules or arrangements), and (ii) accept that such information will be made available among others to Luxembourg national authorities and other professionals of the financial sector as well as to the public, with certain limitations, through the RBO.

Under the RBO Law, criminal sanctions may be imposed on the Company in case of its failure to comply with the obligations to collect and make available the required information, but also on any beneficial owner(s) that fail to make all relevant necessary information available to the Company.

#### viii. Prohibited Persons, Compulsory Redemption and Transfer of Shares

For the purpose of this section a "Prohibited Person" means any person, corporation, limited liability company, trust, partnership, estate or other corporate body, if in the sole opinion of the Management Company, the holding of Shares of the relevant Subfund may be detrimental to the interests of the existing Shareholders or of the relevant Subfund, if it may result in a breach of any law or regulation, whether Luxembourg or otherwise, or if as a result thereof the relevant Subfund or any subsidiary or investment structure (if any) may become exposed to tax or other legal, regulatory or administrative disadvantages, fines or penalties that it would not have otherwise incurred or, if as a result thereof the relevant Subfund or any subsidiary or investment structure (if any), the Management Company and/or the Company, may become required to comply with any registration or filing requirements in any jurisdiction with which it would not otherwise be required to comply. The term "Prohibited Person" includes (i) any investor which does not meet the definition of Eligible Investors as defined for the respective Subfund in Chapter 5, "Investment in CS Investment Funds 1" (if any), (ii) any U.S. Person or (iii) any person who has failed to provide any information or declaration required by the Management Company or the Company within one calendar month of being requested to do so. The term "Prohibited Person" moreover includes natural persons or entities acting, directly or indirectly, in contravention of any applicable AML/CTF Rules or who are the subject of sanctions, including those persons or entities that are included on any relevant lists maintained by the United Nations, the North Atlantic Treaty Organisation, the Organisation for Economic Cooperation and Development, the Financial Action Task Force, the U.S. Central Intelligence Agency, and the U.S. Internal Revenue Service, all as may be amended from time to time.

The Company will not accept investments by or on behalf of Prohibited Persons. The subscriber represents and warrants that the proposed subscription for Shares, whether made on the subscriber's own behalf or, if applicable, as an agent, trustee, representative, intermediary, nominee, or in a similar capacity on behalf of any other beneficial owner), is not a Prohibited Person and further represents and warrants that the investor will promptly notify the Company of any change in its status or the status of any underlying beneficial owner(s) with respect to its representations and warranties regarding Prohibited Person.

If the Board of Directors discovers at any time that any beneficial owner of the Shares is a Prohibited Person, either alone or in conjunction with any other person, whether directly or indirectly, the Board of Directors may at its discretion and without liability, compulsorily redeem the Shares in accordance with the rules set out in the Articles of Incorporation of the Company and upon redemption, the Prohibited Person will cease to be the owner of those Shares.

The Board of Directors may require any Shareholder of the Company to provide it with any information that it may consider necessary for the purpose of determining whether or not such owner of Shares is or will be a Prohibited Person.

Further, Shareholders shall have the obligation to immediately inform the Company to the extent the ultimate beneficial owner of the Shares held by such Shareholders becomes or will become a Prohibited Person.

The Board of Directors has the right to refuse any transfer, assignment or sale of Shares in its sole discretion if the Board of Directors reasonably determines that it would result in a Prohibited Person holding Shares, either as an immediate consequence or in the future.

Any transfer of Shares may be rejected by the Central Administration and the transfer shall not become effective until the transferee has provided the required

information under the applicable know your customer and anti-money laundering rules.

#### 6. Investment Restrictions

For the purpose of this Chapter, each Subfund shall be regarded as a separate UCITS within the meaning of Article 40 of the Law of December 17, 2010.

The following provisions shall apply to the investments made by each Subfund:

- 1) Each Subfunds' investments may comprise only one or more of the following:
  - a) transferable securities and money market instruments admitted to or dealt in on a regulated market; for these purposes, a regulated market is any market for financial instruments within the meaning of Directive 2004/39/EC of the European Parliament and of the Council of April 21, 2004 on markets in financial instruments as amended;
  - b) transferable securities and money market instruments dealt in on another market in a Member State which is regulated, operates regularly and is recognized and open to the public; for the purpose of this Chapter "Member State" means a Member State of the European Union ("EU") or the States of the European Economic Area ("EEA") other than the Member States of the EU;
  - c) transferable securities and money market instruments admitted to official listing on a stock exchange in a non-Member State of the European Union or dealt in on another market in a non-Member State of the European Union which is regulated, operates regularly and is recognized and open to the public, and is established in a country in Europe, America, Asia, Africa or Oceania;
  - d) recently issued transferable securities and money market instruments, provided that the terms of issue include an undertaking that application will be made for admission to official listing on stock exchanges or markets as per paragraphs a), b) or c) above and provided such admission takes place within one year of issue;
  - e) units or shares of undertakings for collective investment in transferable securities authorized according to Directive 2009/65/EC ("UCITS") and/or other undertakings for collective investment within the meaning of Article 1, paragraph 2, points a) and b) of Directive 2009/65/EC ("UCI"), whether or not established in a Member State, provided that:
    - these other UCI are authorized under laws which provide that they are subject to supervision considered by the supervisory authority responsible for the Company, to be equivalent to that required by EU law and that cooperation between the supervisory authorities is sufficiently ensured,
    - the level of protection for share-/unitholders of the other UCIs is equivalent to that provided for share-/unitholders in a UCITS, and in particular that the rules on asset segregation, borrowing, lending and uncovered sales of transferable securities and money market instruments are equivalent to the requirements of Directive 2009/65/EC,
    - the business activities of the other UCIs are reported in semi-annual and annual reports to enable an assessment of the assets and liabilities, income and operations over the reporting period,
    - the UCITS or other UCIs whose units/shares are to be acquired, may not, pursuant to their management regulations or instruments of incorporation, invest more than 10% of their total net assets in units/shares of other UCITS or other UCIs;
  - f) deposits with a credit institution which are repayable on demand or have the right to be withdrawn, and maturing in no more than 12 months, provided that the credit institution has its registered office in a Member State or, if the registered office of the credit institution is situated in a third country, provided that it is subject to prudential rules considered by the supervisory authority responsible for the Company, as equivalent to those laid down in EU law;
  - g) financial derivative instruments, including equivalent cash-settled instruments which are dealt in on a regulated market referred to under paragraphs a), b) and c) above and/or financial derivative instruments which are dealt in over-the-counter ("OTC derivatives"), provided that:
    - the underlying consists of instruments within the meaning of Article 41, paragraph (1) of the Law of December 17, 2010, financial indices, interest rates, foreign exchange rates or currencies, in which the Company may invest according to its investment objectives,
    - the counterparties to OTC derivative transactions are institutions subject to prudential supervision, and belonging to the categories approved by the supervisory authority responsible for the Company, and

- the OTC derivatives are subject to reliable and verifiable valuation on a daily basis and can be sold, liquidated or closed by an offsetting transaction at any time at their fair value at the Company's initiative;
  - h) money market instruments other than those dealt in on a regulated market and which are normally traded on the money market and are liquid, and whose value can be precisely determined at any time, provided the issuer or issuer of such instruments is itself regulated for the purpose of protecting investors and savings, and provided that these investments are:
    - issued or guaranteed by a central, regional or local authority or by a central bank of a Member State, the European Central Bank, the European Union or the European Investment Bank, a non-Member State or, in case of a federal State, by one of the members making up the federation, or by a public international body to which one or more Member States belong, or
    - issued by an undertaking any securities of which are dealt in on regulated markets referred to in paragraphs a), b) or c) above, or
    - issued or guaranteed by an establishment subject to prudential supervision, in accordance with criteria defined by EU law, or issued or guaranteed by an establishment that is subject to and complies with supervisory rules considered by the supervisory authority responsible for the Company, to be at least as stringent as those required by EU law, or
    - issued by other bodies belonging to the categories approved by the supervisory authority responsible for the Company, provided that investments in such instruments are subject to investor protection equivalent to that laid down in the first, the second or the third indent of this paragraph h) and provided that the issuer is a company whose capital and reserves amount to at least ten million euro (EUR 10,000,000) and which presents and publishes its annual financial statements in accordance with the fourth Directive 78/660/EEC or is an entity, which within a group of companies comprising one or several listed companies, is dedicated to the financing of the group, or is an entity which is dedicated to the financing of securitization vehicles which benefit from a banking liquidity line.
  - 2) Each Subfund shall not, however, invest more than 10% of its total net assets in transferable securities or money market instruments other than those referred to in section 1).
  - 3) The Management Company applies a risk management process which enables it to monitor and measure at any time the risk of the investment positions and their contribution to the overall risk profile of the portfolio and a process for accurate and independent assessment of the value of OTC derivatives.
 

Each Subfund may, for the purpose of (i) hedging, (ii) efficient portfolio management and/or (iii) implementing its investment strategy, use all financial derivative instruments within the limits laid down by Part I of the Law of December 17, 2010.

The global exposure is calculated taking into account the current value of the underlying assets, the counterparty risk, future market movements and the time available to liquidate the positions. This shall also apply to the following subparagraphs.

As part of its investment policy and within the limits laid down in section 4) paragraph e), each Subfund may invest in financial derivative instruments, provided that the exposure to the underlying assets does not exceed in aggregate the investment limits laid down in section 4). If a Subfund invests in index-based financial derivative instruments, these investments do not have to be combined to the limits laid down in section 4). When a transferable security or a money market instrument embeds a derivative instrument, the derivative instrument shall be taken into account when complying with the requirements of this section.

The global exposure may be calculated through the commitment approach or the Value-at-Risk (VaR) methodology as specified for each Subfund in Chapter 23, "Subfunds".

The standard commitment approach calculation converts the financial derivative position into the market value of an equivalent position in the underlying asset of that derivative. When calculating global exposure using the commitment approach, the Company may benefit from the effects of netting and hedging arrangements.

VaR provides a measure of the potential loss that could arise over a given time interval under normal market conditions, and at a given confidence level. The Law of December 17, 2010 provides for a confidence level of 99% with a time horizon of one month.

Unless otherwise specified in Chapter 23, "Subfunds", each Subfund shall ensure that its global exposure to financial derivative instruments
- computed on a commitment basis does not exceed 100% of its total net assets or that the global exposure computed based on a VaR method does not exceed either (i) 200% of the reference portfolio (benchmark) or (ii) 20% of the total net assets.
- The risk management of the Management Company supervises the compliance of these provision in accordance with the requirements of applicable circulars or regulation issued by the Luxembourg supervisory authority (Commission de Surveillance du Secteur Financier, "CSSF") or any other European authority authorized to issue related regulation or technical standards.
- 4) a) No more than 10% of the total net assets of each Subfund may be invested in transferable securities or money market instruments issued by the same issuer. In addition, the total value of transferable securities and money market instruments issued by those issuers in which a Subfund invests more than 5% of its total net assets, shall not exceed 40% of the value of its total net assets. No Subfund may invest more than 20% of its total net assets in deposits made with the same body. The risk exposure to a counterparty of a Subfund in an OTC derivative transaction and/or efficient portfolio management techniques may in aggregate not exceed the following percentages:
    - 10% of total net assets if the counterparty is a credit institution referred to in Chapter 6, "Investment Restrictions", section 1) paragraph f), or
    - 5% of total net assets in other cases.
  - b) The 40% limit specified in section 4) paragraph a) is not applicable to deposits and OTC derivative transactions made with financial institutions subject to prudential supervision. Irrespective of the limits specified in section 4) paragraph a), each Subfund shall not combine, where this would lead to investing more than 20% of its total net assets in a single body, any of the following:
    - investments in transferable securities or money market instruments issued by that body, or
    - deposits made with that body, or
    - exposures arising from OTC derivatives transactions undertaken with that body.
  - c) The limit of 10% stipulated in section 4) paragraph a) is raised to a maximum of 35% if the transferable securities or money market instruments are issued or guaranteed by a Member State, by its public local authorities, by a non-Member State or by public international bodies to which one or more Member States belong.
  - d) The 10% limit stipulated in section 4) paragraph a) is raised to 25% for bonds issued by a credit institution which has its registered office in a Member State and is subject by law to special public supervision designed to protect bondholders. In particular, sums deriving from the issue of those bonds must be invested in accordance with the legal requirements in assets which, during the whole period of validity of the bonds, are capable of covering claims attaching to the bonds and which, in case of bankruptcy of the issuer, would be used on a priority basis for the reimbursement of the principal and payment of the accrued interest. If a Subfund invests more than 5% of its total net assets in bonds referred to in this paragraph which are issued by a single issuer, the total value of these investments may not exceed 80% of that Subfund's total net assets.
  - e) The transferable securities and money market instruments referred to in paragraphs c) and d) of this section 4) shall not be taken into account for the purpose of applying the limit of 40% referred to under paragraph a) of this section. The limits specified under paragraphs a), b), c) and d) shall not be combined; thus investments in transferable securities or money market instruments issued by the same issuer or in deposits or derivative instruments made with this body carried out in accordance with paragraphs a), b), c) and d) shall not exceed in total 35% of each Subfund's total net assets. Companies which belong to the same group for the purposes of the preparation of consolidated financial statements in accordance with Directive 83/349/EEC as amended or restated or in accordance with internationally recognized accounting rules, shall be regarded as a single issuer for the purpose of calculating the investment limits specified in the present section 4). Each Subfund may cumulatively invest up to a limit of 20% of its total net assets in transferable securities and money market instruments within the same group.
  - f) **The limit of 10% stipulated in section 4) paragraph a) is raised to 100% if the transferable securities and money market instruments involved are issued or guaranteed by a Member State, one or more of its local authorities, by any other state which is a member of the Organisation for Economic Cooperation and Development ("OECD") or by Brazil or Singapore, or by a public international body to which**

**one or more Member States of the European Union belong. In such case, the Subfund concerned must hold securities or money market instruments from at least six different issues, and the securities or money market instruments of any single issue shall not exceed 30% of that Subfund's total assets.**

- g) Without prejudice to the limits laid down in section 7), the limits laid down in the present section 4) are raised to a maximum of 20% for investments in shares and/or debt securities issued by the same body, when the aim of the Subfund's investment policy is to replicate the composition of a certain stock or debt securities index which is recognized by the supervisory authority responsible for the Company, on the following basis:
- the composition of the index is sufficiently diversified,
  - the index represents an adequate benchmark for the market to which it relates,
  - it is published in an appropriate manner.

The aforementioned limit of 20% may be raised to a maximum of 35% where that proves to be justified by exceptional market conditions in particular in regulated markets where certain transferable securities or money market instruments are highly dominant. The investment up to this limit is only permitted for a single issuer.

- 5) The Company will not invest more than 10% of the total net assets of any Subfund in units/shares of other UCITS and/or in other UCIs (including other Subfunds) ("Target Funds") pursuant to section 1) paragraph e), unless otherwise specified in the investment policy applicable to a Subfund as described in Chapter 23, "Subfunds".

Where a higher limit as 10% is specified in Chapter 23, "Subfunds", the following restrictions shall apply:

- No more than 20% of a Subfund's total net assets may be invested in units/shares of a single UCITS or other UCI. For the purpose of application of this investment limit, each compartment of a UCITS or other UCI with multiple compartments is to be considered as a separate issuer provided that the principle of segregation of the obligations of the various compartments vis-à-vis third parties is ensured.
- Investments made in units/shares of UCI other than UCITS may not in aggregate exceed 30% of the total net assets of a Subfund.

Where a Subfund invests in units/shares of other UCITS and/or other UCI that are managed, directly or by delegation, by the same management company or by any other company with which the Company is linked by common management or control, or by a direct or indirect holding of more than 10% of the capital or votes ("Affiliated Funds"), the Company or the other company may not charge subscription or redemption fees on account of the Subfund's investment in the units/shares of such Affiliated Funds.

Besides the expenses incurred by the Management Company in managing the Subfund, a management fee may also be charged for investments in Target Funds considered to be Affiliated Funds and be indirectly charged from the assets of the Subfund in respect of the Target Funds contained therein. In addition to such management fee, a performance fee may be indirectly charged from the assets of the Subfund in respect of the Target Funds contained therein.

Investors should note that for investments in units/shares of other UCITS and/or other UCI costs may generally arise both at the Subfund level and at the level of the other UCITS and/or UCI itself.

The cumulative management fee at Subfund and Target Fund level for Subfunds investing more than 10% of the total net assets in Target Funds is specified in Chapter 23, "Subfunds", if applicable.

- 6) a) The Company's assets may not be invested in securities carrying voting rights which enable the Company to exercise significant influence over the management of an issuer.
- b) Moreover, the Company may not acquire more than
- 10% of the non-voting shares of the same issuer;
  - 10% of the debt securities of the same issuer;
  - 25% of the units/shares of the same UCITS or other UCI;
  - 10% of the money market instruments of a single issuer.
- In the last three cases, the restriction shall not apply if the gross amount of bonds or money market instruments, or the net amount of the instruments in issue cannot be calculated at the time of acquisition.
- c) The restrictions set out under paragraphs a) and b) shall not apply to:
- transferable securities and money market instruments issued or guaranteed by a Member State or its local authorities,
  - transferable securities and money market instruments issued or guaranteed by a non-Member State of the European Union,

- transferable securities and money market instruments issued by public international bodies to which one or more Member States of the European Union belong,
- shares held by the Company in the capital of a company which is incorporated in a non-Member State of the European Union and which invests its assets mainly in securities of issuing bodies having their registered office in that State, where under the legislation of that State, such a holding represents the only way in which the Company can invest in the securities of issuing bodies of that State. This derogation, however, shall apply only if in its investment policy the company from the non-Member State of the European Union complies with the limits stipulated in section 4, paragraphs a) to e), section 5, and section 7 paragraphs a) and b).

- 7) The Company may not borrow any money for any Subfund except for:
- a) the purchase of foreign currency using a back-to-back loan;
  - b) an amount equivalent to not more than 10% of the Subfund's total net assets and borrowed on a temporary basis.
- 8) The Company may not grant loans or act as guarantor for third parties.
- 9) To ensure efficient portfolio management, however, each Subfund may, in compliance with the provisions of the applicable Luxembourg regulations, enter into securities lending transactions.
- 10) The Company may not invest its assets directly in real estate, precious metals or certificates representing precious metals and goods.
- 11) The Company may not carry out uncovered sales of transferable securities, money market instruments or other financial instruments referred to in section 1) paragraph e), g) and h).
- 12) a) In relation to borrowing conducted within the limitations set out in the Prospectus, the Company may pledge or assign the assets of the Subfund concerned as collateral.
- b) Furthermore, the Company may pledge or assign the assets of the Subfund concerned as collateral to counterparties of transactions involving OTC derivatives or financial derivative instruments which are dealt in on a regulated market referred to under paragraphs a), b) and c) of number 1) above in order to secure the payment and performance by such Subfund of its obligations to the relevant counterparty. To the extent counterparties require the provision of collateral exceeding the value of the risk to be covered by collateral or where the overcollateralization is caused by other circumstances (e.g. performance of the assets posted as collateral or provisions of customary framework documentation), such (excess) collateral may – also in respect of non-cash collateral – expose the relevant Subfund to the counterparty risk of such counterparty and the Subfund may only have an unsecured claim in respect of such assets.

The restrictions set out above shall not apply to the exercise of subscription rights. During the first six months following official authorization of a Subfund in Luxembourg, the restrictions set out in section 4) and 5) above need not be complied with, provided that the principle of risk-spreading is observed.

If the limits referred to above are exceeded for reasons beyond the control of the Company or as a result of the exercise of subscription rights, the Company shall as a matter of priority remedy that situation, taking due account of the interests of the Shareholders.

The Company is entitled to issue, at any time, further investment restrictions, in the interests of the Shareholders, if for example such restrictions are necessary to comply with the legislation and regulations in those countries in which the Company's Shares are or will be offered for sale.

## 7. Risk Factors

**Prospective investors should consider the following risk factors before investing in the Company. However, the risk factors set out below do not purport to be an exhaustive list of risks related to investments in the Company. Prospective investors should read the entire Prospectus, and where appropriate consult with their legal, tax and investment advisers, in particular regarding the tax consequences of subscribing, holding, converting, redeeming or otherwise disposing of Shares under the law of their country of citizenship, residence or domicile (further details are set out in Chapter 9, "Expenses and Taxes"). Investors should be aware that the investments of the Company are subject to market fluctuations and other risks associated with investments in transferable securities and other financial instruments. The value of the investments and the resulting income may go up or down and it is possible that investors will not recoup the amount originally invested in the Company, including the risk of loss of the entire amount invested. There is no assurance that the investment objective of a particular Subfund will be achieved or that any increase in the value of the assets will occur. Past performance is not a reliable indicator of future results.**

The Net Asset Value of a Subfund may vary as a result of fluctuations in the value of the underlying assets and the resulting income. Investors are reminded that in certain circumstances their right to redeem Shares may be suspended. Depending on the currency of the investor's domicile, exchange-rate fluctuations may adversely affect the value of an investment in one or more of the Subfunds. Moreover, in the case of an Alternate Currency Class in which the currency risk is not hedged, the result of the associated foreign exchange transactions may have a negative influence on the performance of the corresponding Share Class.

#### **Market Risk**

Market risk is a general risk which may affect all investments to the effect that the value of a particular investment could change in a way that is detrimental to the Company's interests. In particular, the value of investments may be affected by uncertainties such as international, political and economic developments or changes in government policies.

#### **Interest Rate Risk**

Subfunds investing in fixed income securities may fall in value due to fluctuations in interest rates. Generally, the value of fixed income securities rises when interest rates fall. Conversely, when interest rates rise, the value of fixed income securities can generally be expected to decrease. Long-term fixed income securities will normally be subject to greater price volatility than short-term fixed income securities.

#### **Foreign Exchange Risk**

The Subfunds' investments may be made in other currencies than the relevant Reference Currency and therefore be subject to currency fluctuations, which may affect the Net Asset Value of the relevant Subfunds favorably or unfavorably. Currencies of certain countries may be volatile and therefore affect the value of securities denominated in such currencies. If the currency in which an investment is denominated appreciates against the Reference Currency of the relevant Subfund, the value of the investment will increase. Conversely, a decline in the exchange rate of the currency would adversely affect the value of the investment. The Subfunds may enter into hedging transactions on currencies to protect against a decline in the value of investments denominated in currencies other than the Reference Currency, and against any increase in the cost of investments denominated in currencies other than the Reference Currency. However, there is no guarantee that the hedging will be successful. Although it is the policy of the Company to hedge the currency exposure of Subfunds against their respective Reference Currencies, hedging transactions may not always be possible and currency risks cannot therefore be excluded.

#### **Credit Risk**

Subfunds investing in fixed income securities are subject to the risk that issuers may not make payments on such securities. An issuer suffering an adverse change in its financial condition could lower the credit quality of a security, leading to greater price volatility of the security. A lowering of the credit rating of a security may also offset the security's liquidity. Subfunds investing in lower quality debt securities are more susceptible to these problems and their value may be more volatile.

#### **Counterparty Risk**

The Company may enter into over-the-counter transactions which will expose the Subfunds to the risk that the counterparty may default on its obligation to perform under such contracts. In the event of bankruptcy of the counterparty, the Subfunds could experience delays in liquidating the position and significant losses.

#### **EU Bank Recovery and Resolution Directive**

Directive 2014/59/EU establishing a framework for the recovery and resolution of credit institutions and investment firms (the "BRRD") was published in the Official Journal of the European Union on June 12, 2014 and entered into force on July 2, 2014. The stated aim of the BRRD is to provide resolution authorities, including the relevant Luxembourg resolution authority, with common tools and powers to address banking crises pre-emptively in order to safeguard financial stability and minimize taxpayers' exposure to losses.

In accordance with the BRRD and relevant implementing laws, national prudential supervisory authorities can assert certain powers over credit institutions and certain investment firms which are failing or are likely to fail and where normal insolvency would cause financial instability. These powers comprise write-down, conversion, transfer, modification, or suspension powers existing from time to time under, and exercised in compliance with any laws, regulations, rules or requirements in effect in the relevant EU Member State relating to the implementation of BRRD (the "Bank Resolution Tools").

The use of any such Bank Resolution Tools may affect or restrain the ability of counterparties subject to BRRD to honour their obligations towards the Subfunds, thereby exposing the Subfunds to potential losses.

The exercise of Bank Resolution Tools against investors of a Subfund may also lead to the mandatory sale of part of the assets of these investors, including their shares/units in that Subfund. Accordingly, there is a risk that a Subfund may experience reduced or even insufficient liquidity because of such an unusually high volume of redemption requests. In such case the Company may not be able to pay redemption proceeds within the time period stated in this Prospectus. Furthermore, exercising certain Bank Resolution Tools in respect of a particular type of securities may, under certain circumstances, trigger a drying-up of liquidity in specific securities markets, thereby causing potential liquidity problems for the Subfunds.

#### **Liquidity Risk**

There is a risk that the Company will suffer liquidity issues because of unusual market conditions, an unusually high volume of redemption requests or other reasons. In such case the Company may not be able to pay redemption proceeds within the time period stated in this Prospectus.

#### **Custody Risk**

All assets of the Company comprising the portfolios of the various Subfunds, and any collateral held by the Company (as applicable) for those Subfunds, will be held under the custody or supervision of the Depositary Bank.

In accordance with the Law of December 17, 2010, the Depositary Bank may delegate parts of its custody functions to third parties only where (i) the Depositary Bank has exercised due skill, care and diligence in the selection and appointment of any third parties to whom it intends to delegate parts of its tasks, (ii) the Depositary Bank continues to exercise all due skill, care and diligence in the periodic review and ongoing monitoring of these third party delegates in respect of the matters delegated to it, (iii) such third party delegate, at all times during the performance of the tasks delegated to it, segregates the assets of the clients of the Depositary Bank from its own assets and from the assets of the Depositary Bank in such a way that they can, at any time, be clearly identified as belonging to clients of a particular depositary, and (iv) such third party delegate takes all necessary steps to ensure that, in the event of insolvency of a third-party delegate, the assets of the Company held by such third party delegate are unavailable for distribution among, or realization for the benefit of, the creditors of such third-party delegate.

Despite the foregoing, custody risk may nevertheless arise from the possibility that, to the detriment of a Subfund, such Subfund could be denied access, in whole or in part, to assets held in custody in circumstances that arise as a result of an external event beyond the Depositary Bank's reasonable control, the consequences of which would have been unavoidable despite all reasonable efforts to the contrary. When the Depositary Bank is holding cash or a third party custodian is holding cash collateral for the benefit of the relevant Subfund as further described in Chapter 19, "Regulatory Disclosure" and "Collateral Management" under this Chapter 7, "Risk Factors", the latter will be exposed to the credit risk of the Depositary Bank and/or any sub-custodian used by the Depositary Bank or the third party custodian holding cash collateral for the benefit of the relevant Subfund. Cash held by the Depositary Bank and sub-custodians or the third party custodian holding cash collateral for the benefit of the relevant Subfund will not be segregated in practice but will be a debt owing from the Depositary Bank and/or other sub-custodians or any third party custodian holding cash collateral for the benefit of the relevant Subfund to the relevant Subfunds as a depositor. Such cash will be co-mingled with cash belonging to other clients of the Depositary Bank or sub-custodians or third party custodian holding cash collateral for the benefit of the relevant Subfund. In the event of the insolvency of the Depositary Bank and/or sub-custodians or third party custodian holding cash collateral for the benefit of the relevant Subfund, the Fund will be treated as a general unsecured creditor of the Depositary Bank and/or sub-custodians or third party custodian holding cash collateral for the benefit of the relevant Subfund in relation to cash holdings of the Fund and its Subfunds. The Fund may face difficulties and/or encounter delays in recovering such debt, or may not be able to recover it in full or at all, in which case the relevant Subfund(s) will lose some or all of their cash. To mitigate the Fund's exposure to the Depositary Bank and/or sub-custodian or third party custodian holding cash collateral for the benefit of the relevant Subfund, the Management Company employs specific procedures to ensure that the Depositary Bank or third party custodian holding cash collateral for the benefit of the relevant Subfund is each a reputable institution and that the credit risk is acceptable to the Fund. Investors are invited to consider Chapter 17, "Depositary Bank" for further information on the liability of the Depositary Bank.

**Management Risk**

The Company is actively managed and the Subfunds may therefore be subject to management risks. The Company will apply its investment strategy (including investment techniques and risk analysis) when making investment decisions for the Subfunds, however, no assurance can be given that the investment decision will achieve the desired results. The Company may in certain cases decide not to use investment techniques, such as derivative instruments, or they may not be available, even under market conditions where their use could be beneficial for the relevant Subfund.

**Sustainability Risks**

Pursuant to the SFDR, the Subfunds are required to disclose the manner in which Sustainability Risks (as defined hereafter) are integrated into the investment decision and the results of the assessment of the likely impacts of Sustainability Risks on the returns of the Subfunds.

Sustainability risks means an environmental, social or governance event or condition that, if it occurs, could have a material negative impact on the value of the investment. The materiality of Sustainability Risks is determined by the likelihood, magnitude and time-horizon of the risk materializing.

Environmental events or conditions that could result in a sustainability risk generally include climate-related risks due to, for example, global warming and changing weather patterns and extreme weather events such as heatwaves, droughts, floods, storms, hail and forest fires. Those events or conditions can lead to direct loss of production facilities, workforce and parts of the supply chain as well as to increased operating cost from capital expenditure, insurance costs and faster asset depreciation (the risk of such events occurring is often referred to as physical risks). Environmental risks furthermore include risks related to the change to a low-carbon economy. Risk from political measures with respect to fossil fuels or emissions certificates can result in them becoming more expensive or scarce or the substitution of existing products and services with lower emissions options. These risks are generally referred to transition risks.

As regards social events or conditions that could result in a sustainability risk, those include generally but are not limited to health and safety of tenants and employees, human rights violation, poor labour standards, supply chain management issues, deficient employee welfare, data & privacy concerns as well as increasing technological regulation and reliance on new technology infrastructures.

Governance events or conditions that could result in a sustainability risk generally include but are not limited to bribery, corruption, tax fraud, tax evasion, high management incentives, board composition and effectiveness as well as management quality and alignment of management with shareholders.

Sustainability risks can be understood as a sub-category of traditional risk types (e.g. credit-, market-, liquidity-, operational-, and strategy risk) and are identified and managed in the context of risk management processes of the Management Company. Additionally, Investment Managers of Subfunds with an ESG investment strategy are supported by the CSAM ESG team to identify and manage material Sustainability Risks in the investment decision process.

As sustainability risks differ between asset classes and investment styles, they are defined at Subfund level. The Investment Manager identifies sustainability risks by considering sector, industry and company exposure of the portfolio either in absolute terms or relative to the benchmark. Proprietary analysis may be supported by specific frameworks which define industry-specific ESG factors material to a company.

The impacts following the occurrence of a sustainability risk may be numerous and vary depending on the specific risk, region, sector and asset class. For all Subfunds, sustainability risks may result in a negative impact on the returns of the Subfund. Generally, acute and chronic physical risks, new carbon taxes and changing consumer behavior have been identified as being highly relevant. These risks may lead to increased default risks and financial deterioration return for the investments.

Certain Subfunds may for instance invest in securities of industrial companies (including metals, mining and chemical companies) in which case environmental risks include in particular physical and reputational consequences of pollution or greenhouse gas emissions caused by industrial companies (including but not limited to damages, individual and class legal actions), potential physical damage to property resulting from extreme weather events and climate change, such as droughts, wildfires, flooding and heavy precipitations, heat/cold waves, landslides or storms, the ability of the company to respond to increased production prices and to regulatory and public pressure to reduce the energy and water consumption of buildings and to overcome waste management challenges. Furthermore, investments into metals, mining and chemical companies (as mentioned above) may carry additional reputational risks resulting from the failure to meet a sustainable thematic objective and/or the ESG Factors and the visibility of such failure.

Similarly, investments in companies and issuers in emerging markets aiming at transitioning to a lower carbon economy will encounter more challenges of

various nature (for instance where industrial sector plays an essential part in the economic and social fabric) and will require additional capital in comparison to their developed counterparts to enable them to transition towards more sustainable business practices. Such emerging-country companies and issuers may for instance fail to raise sufficient funds to achieve a successful transition to a lower carbon footprint. Further information is provided in the section "Investments in Emerging Countries" of Chapter 7 "Risk Factors".

Sustainability risks can adversely affect the Subfunds' returns. The effective management of such risks is crucial for mitigating downside risks on the portfolio's returns as well as the negative impact on the society and the environment at large.

Further information is provided in the section "Risk Information" of Chapter 23 "Subfunds".

**Sustainable Investing Risks**

Subfunds which consider ESG Factors in their investment decision process and apply the Credit Suisse Asset Management Sustainable Investing Policy (as defined in Chapter 4, "Investment Policy") are exposed to specific risks linked to their sustainable investing strategy. In this context and given the nascent nature of ESG /sustainability regulations and guidelines, investors shall note that the ESG classifications and descriptions made in this Prospectus may be reviewed by the Management Company and the Investment in response to evolving statutory, regulatory or internal guidance or changes in industry approach to classification. Since sustainability-related practices differ by region, industry and issue and are evolving accordingly, the practice or the assessment of such sustainability-related practice by the Subfunds, respectively their Investment Managers and the Management Company may change over time. Similarly, new sustainability requirements imposed by jurisdictions in which the Investment Managers do business and/or in which the Subfunds are marketed may result in additional compliance costs, disclosure obligations or other implications or restrictions on the Subfunds or on their Investment Managers and the Management Company. Under such requirements, the Investment Managers and the Management Company may be required to classify the Subfunds against certain criteria, some of which can be open to subjective interpretation. Especially their views on the appropriate classification may develop over time, including in response to statutory or regulatory guidance or changes in industry approach and this may include making a change to the classification of the Subfunds. Such change to the relevant classification may require certain actions to be taken, including new investments and disinvestments or new processes to be set up to meet the corresponding classification requirements and capture data about the Subfunds' investments, which may lead to additional cost, disclosure and reporting obligations.

Furthermore, investors shall note that the Management Company and the Investment Managers are, wholly or in part, reliant on public and third-party sources of information as well as potentially information produced by the issuer itself. Further, the ability of the Management Company and the Investment Managers to verify such data may be limited by the integrity of the data available in respect of the underlying constituents at the relevant point in time and the status and evolution of global laws, guidelines and regulations in relation to the tracking and provision of such ESG data. ESG data derived from private, public and third-party sources of information may be incorrect, unavailable, or not fully updated. Updates may also be subject of a time lag. ESG classification/scoring also reflects the opinion of the assessing party (including external parties, such as rating agencies or other financial institutions). In the absence of a standardized ESG scoring system, each assessing party has therefore its own research and analysis framework. Therefore, ESG scoring or risk levels given by different assessing parties to the same investment can vary greatly. This also applies for certain investments for which the Management Company and the Investment Managers may only have limited access to data from external parties in respect of the underlying constituents of an investment, due to, e.g. absence of look-through data. In such cases, the Management Company and the Investment Managers will attempt to assess such information on a best-effort basis. Such data gaps could also result in the incorrect assessment of a sustainability practice and/or related sustainability risks and opportunities. Furthermore, certain approaches are applied in a centralised way following a top-down approach, such as the CSAM's centralized active ownership approach. In those cases, the actual output of those approaches at Subfund's level is not guaranteed. For instance, there is no guarantee that engagement is actually done over a specific reference period with investee companies held in a relevant Subfund even though the respective Subfund's portfolios is an integrated part of the overall CSAM investment portfolio.

Investors shall also note that the non-financial- / ESG-performance of a portfolio might differ from its financial performance and the Management Company and the Investment Managers cannot give any representation as to the correlation of financial and ESG performance. Adhering to a new ESG classification, respectively a change of ESG classification may also lead to transactional costs to reposition

the underlying portfolio as well as new disclosure, reporting, compliance and risk management related costs. Following ESG objectives does not necessarily imply suitability for meeting the investor or client's overall investment objectives, nor any investor/ client specific sustainability preferences.

Sustainable Investing Risks may be higher for Subfunds with a sustainable thematic objective and/or which integrate ESG Factors into the various steps of their investment process as far as those Subfunds have (i) a particular sectoral focus, such as investing in the industrial sector with larger carbon footprints and/or with higher transitioning costs to low carbon alternatives, or (ii) a particular geographical focus, such as concentrating investments in emerging markets with higher sustainability risks related to their transition path and the early stage of their social and governance structures. For more information about the sustainable investing risks related to investments in the industrial sector or in emerging markets, investors shall consult the environmental, social and governance risks described in more details in the section "Sustainable Risks", "Concentration on Certain Countries/Regions" and "Investments in Emerging Countries".

## Investment Risk

### Investments in Equities

The risks associated with investments in equity (and equity-type) securities include in particular significant fluctuations in market prices, adverse issuer or market information and the subordinate status of equity compared to debt securities issued by the same company.

Investors should also consider the risk attached to fluctuations in exchange rates, possible imposition of exchange controls and other restrictions.

### Investments in Fixed Income Securities

Investments in securities of issuers from different countries and denominated in different currencies offer potential benefits not available from investments solely in securities of issuers from a single country, but also involve certain significant risks that are not typically associated with investing in the securities of issuers located in a single country. Among the risks involved are fluctuations in interest rates as well as fluctuations in currency exchange rates (as further described above under section "Interest Rate Risk" and "Foreign Exchange Risk") and the possible imposition of exchange control regulations or other laws or restrictions applicable to such investments. A decline in the value of a particular currency in comparison with the Reference Currency of the Subfund would reduce the value of certain portfolio securities that are denominated in such a currency.

An issuer of securities may be domiciled in a country other than the country in whose currency the instrument is denominated. The values and relative yields of investments in the securities markets of different countries, and their associated risks, may fluctuate independently of each other.

As the Net Asset Value of a Subfund is calculated in its Reference Currency, the performance of investments denominated in a currency other than the Reference Currency will depend on the strength of such currency against the Reference Currency and on the interest rate environment in the country issuing the currency. In the absence of other events that could otherwise affect the value of non-Reference Currency investments (such as a change in the political climate or an issuer's credit quality), an increase in the value of the non-Reference Currency can generally be expected to increase the value of a Subfund's non-Reference Currency investments in terms of the Reference Currency.

The Subfunds may invest in investment grade debt securities. Investment grade debt securities are assigned ratings within the top rating categories by rating agencies on the basis of the creditworthiness or risk of default. Rating agencies review, from time to time, such assigned ratings and debt securities may therefore be downgraded in rating if economic circumstances impact the relevant debt securities issue. Moreover, the Subfunds may invest in debt instruments in the non-investment grade sector (high yield debt securities). Compared to investment grade debt securities, high yield debt securities are generally lower-rated and will usually offer higher yields to compensate for their reduced creditworthiness or increased risk of default.

SEC Rule 144A provides a safe harbour exemption from the registration requirements of the Securities Act of 1933 for resale of restricted securities to qualified institutional buyers, as defined in the rule. The advantage for investors may be higher returns due to lower administration charges. However, dissemination of secondary market transactions in rule 144A securities is restricted and only available to qualified institutional buyers. This might increase the volatility of the security prices and, in extreme conditions, decrease the liquidity of a particular rule 144A security.

### Risk relating to contingent convertible instruments

#### Unknown Risk

The structure of the contingent convertible instruments is yet untested. In a stressed environment, when the underlying features of these instruments will be put to the test, it is uncertain how they will perform. In the event a single issuer

activates a trigger or suspends coupons, it is uncertain if the market will view the issue as an idiosyncratic event or systemic. In the latter case, potential price contagion and volatility to the entire asset class is possible. This risk may in turn be reinforced depending on the level of underlying instrument arbitrage. Furthermore in an illiquid market, price formation may be increasingly stressed.

#### Capital Structure Inversion Risk

Contrary to classic capital hierarchy, contingent convertible instruments investors may suffer a loss of capital when equity holders do not. In certain scenarios, holders of contingent convertible instruments will suffer losses ahead of equity holders, e.g. when a high trigger principal write-down contingent convertible instruments is activated. This cuts against the normal order of capital structure hierarchy where equity holders are expected to suffer the first loss.

#### Industry Concentration Risk

As the issuers of contingent convertible instruments may be unevenly distributed across sectors of industry, contingent convertible instruments may be prone to industry concentration risks.

#### Investments in Warrants

The leveraged effect of investments in warrants and the volatility of warrant prices make the risks attached to investments in warrants higher than in the case of investment in equities. Because of the volatility of warrants, the volatility of the share price of any Subfund investing in warrants may potentially increase.

#### Investments in Target Funds

Investors should note that investments in Target Funds may incur costs both at the Subfund level and at the level of the Target Funds. Furthermore, the value of the units or shares in the Target Funds may be affected by currency fluctuations, currency exchange transactions, tax regulations (including the levying of withholding tax) and any other economic or political factors or changes in the countries in which the Target Fund is invested, along with the risks associated with exposure to the emerging markets.

The investment of the Subfunds' assets in units or shares of Target Funds entails a risk that the redemption of the units or shares may be subject to restrictions, with the consequence that such investments may be less liquid than other types of investment.

#### Use of Derivatives

While the use of financial derivative instruments can be beneficial, financial derivative instruments also involve risks different from, and, in certain cases, greater than, the risks presented by more traditional investments.

Derivatives are highly specialized financial instruments. The use of a derivative requires an understanding not only of the underlying instrument but also of the derivative itself, without there being any opportunity to observe the performance of the derivative under all possible market conditions.

If a derivative transaction is particularly large or if the relevant market is illiquid, it may not be possible to initiate a transaction or liquidate a position at an advantageous price.

Since many derivatives have a leverage component, adverse changes in the value or level of the underlying asset, rate or index may result in a loss substantially greater than the amount invested in the derivative itself.

The other risks associated with the use of derivatives include the risk of mispricing or improper valuation of derivatives and the inability of derivatives to correlate perfectly with underlying assets, rates and indices. Many derivatives are complex and often valued subjectively. Improper valuations can result in increased cash payment requirements to counterparties or a loss of value to the Company. Consequently, the Company's use of derivatives may not always be an effective means of, and sometimes could be counterproductive to, furthering the Company's investment objectives.

Derivative instruments also carry the risk that a loss may be sustained by the Company as a result of the failure of the counterparty to a derivative to comply with the terms of the contract (as further described under "Counterparty Risk" above). The default risk for exchange-traded derivatives is generally less than for privately negotiated derivatives, since the clearing house, which is the issuer or counterparty to each exchange-traded derivative, provides a guarantee of performance. In addition, the use of credit derivatives (credit default swaps, credit linked notes) carries the risk of a loss arising for the Company if one of the entities underlying the credit derivative defaults.

Moreover, OTC derivatives may bear liquidity risks. The counterparties with which the Company effects transactions might cease making markets or quoting prices in certain of the instruments. In such cases, the Company might not be in a position to enter into a desired transaction in currencies, credit default swaps or total return swaps or to enter into an offsetting transaction with respect to an open position which might adversely affect its performance. Unlike exchange-traded derivatives, forward, spot and option contracts on currencies do not



provide the Management Company with the possibility to offset the Company's obligations through an equal and opposite transaction. Therefore, through entering into forward, spot or options contracts, the Company may be required, and must be able, to perform its obligations under these contracts. The use of derivative instruments may or may not achieve its intended objective.

#### **Investments in Hedge Fund Indices**

In addition to the risks entailed in traditional investments (such as market, credit and liquidity risks), investments in hedge fund indices entail a number of specific risks that are set out below.

The hedge funds underlying the respective index, as well as their strategies, are distinguished from traditional investments primarily by the fact that their investment strategy may involve the short sale of securities and, on the other hand, by using borrowings and derivatives, a leverage effect may be achieved.

The leverage effect entails that the value of a fund's assets increases faster if capital gains arising from investments financed by borrowing exceed the related costs, notably the interest on borrowed monies and premiums payable on derivative instruments. A fall in prices, however, causes a faster decrease in the value of the Company's assets. The use of derivative instruments, and in particular of short selling, can in extreme cases lead to a total loss in value.

Most of the hedge funds underlying the respective index were established in countries in which the legal framework, and in particular the supervision by the authorities, either does not exist or does not correspond to the standards applied in western Europe or other comparable countries. The success of hedge funds depends in particular on the competence of the fund managers and the suitability of the infrastructure available to them.

These financial indices shall be chosen in accordance with the eligibility criteria as set out in Article 9 of the Grand Ducal Regulation of 8 February 8, 2008 clarifying Article 44 of the Law of December 17, 2010.

#### **Investments in Commodity and Real Estate Indices**

Investments in products and/or techniques providing an exposure to commodity, hedge fund and real estate indices differ from traditional investments and entail additional risk potential (e.g. they are subject to greater price fluctuations). When included in a broadly diversified portfolio, however, investments in products and/or techniques providing an exposure to commodity and real estate indices generally show only a low correlation to traditional investments.

These financial indices shall be chosen in accordance with the eligibility criteria as set out in Article 9 of the Grand Ducal Regulation of 8 February 8, 2008 clarifying Article 44 of the Law of December 17, 2010.

#### **Investments in Illiquid Assets**

The Company may invest up to 10% of the total net assets of each Subfund in transferable securities or money market instruments which are not traded on stock exchanges or regulated markets. It may therefore be the case that the Company cannot readily sell such securities. Moreover, there may be contractual restrictions on the resale of such securities. In addition, the Company may under certain circumstances trade futures contracts or options thereon. Such instruments may also be subject to illiquidity in certain situations when, for example, market activity decreases, or when a daily fluctuation limit has been reached. Most futures exchanges restrict the fluctuations in future contract prices during a single day by regulations referred to as "daily limits". During a single trading day no trades may be executed at prices above or below these daily limits. When the price of a futures contract has increased or decreased to the limit, positions can neither be purchased nor compensated. Futures prices have occasionally moved outside the daily limit for several consecutive days with little or no trading. Similar occurrences may prevent the Company from promptly liquidating unfavorable positions and therefore result in losses.

For the purpose of calculating the Net Asset Value, certain instruments, which are not listed on an exchange, for which there is limited liquidity, will be valued based upon the average price taken from at least two major primary dealers. These prices may affect the price at which Shares are redeemed or purchased. There is no guarantee that in the event of a sale of such instruments the price thus calculated can be achieved.

#### **Investments in Asset-Backed Securities and Mortgage-Backed Securities**

The Subfunds may have exposure to asset-backed securities ("ABS") and mortgage-backed securities ("MBS"). ABS and MBS are debt securities issued by a special purpose vehicle (SPV) with the aim to pass through of liabilities of third parties other than the parent company of the issuer. Such securities are secured by an asset pool (mortgages in the case of MBS and various types of assets in the case of ABS). Compared to other traditional fixed income securities such as corporate or government issued bonds, the obligations associated with these securities may be subject to greater counterparty, liquidity and interest rate risks as well as other types of risks, such as reinvestment risk (arising from included termination rights, prepayment options), credit risks on the underlying assets and

advance repayments of principal resulting in a lower total return (especially, if repayment of the debt is not concurrent with redemption of the assets underlying the claims).

ABS and MBS assets may be highly illiquid and therefore prone to substantial price volatility.

#### **Small to medium-sized Companies**

A number of Subfunds may invest primarily in small and mid-cap companies. Investing in the securities of smaller, lesser-known companies involves greater risk and the possibility of greater price volatility due to the less certain growth prospects of smaller firms, the lower degree of liquidity of the markets for such stocks and the greater sensitivity of smaller companies to changing market conditions.

#### **Investment in REITs**

REITs (real estate investment trusts) are listed companies – not open-ended undertakings for collective investment in transferable securities under Luxembourg law – which buy and/or develop real estate as long-term investments. They invest the bulk of their assets directly in real estate and derive most of their income from rent. Special risk considerations apply to investments in publicly traded securities of companies active primarily in the real estate sector. These risks include: the cyclical nature of real estate securities, risks connected with the general and local economic situation, supply overhangs and fierce competition, increases in land tax and operating costs, demographic trends and changes in rental income, changes to the provisions of building law, losses from damage and expropriation, environmental risks, rent ceilings imposed by administrative provisions, changes in real estate prices in residential areas, risks of associated parties, changes in the attractiveness of real estate to tenants, interest rate rises and other factors influencing the real estate capital market. As a rule, interest rate rises result in higher financing costs, which could reduce – either directly or indirectly – the value of the respective Subfund's investment.

#### **Investments in Russia**

Custodial and registration risk in Russia

- Although exposure to the Russian equity markets is substantially hedged through the use of GDRs and ADRs, individual Subfunds may, in accordance with their investment policy, invest in securities which require the use of local depository and/or custodial services. Currently, evidence of legal title to shares is maintained in "book-entry" form in Russia.
- The Subfund will hold securities through the Depository Bank that will open a foreign nominee holder account with a Russian custodian. Russian law provides that the Depository Bank (as foreign nominee holder) will be under an obligation to "make all reasonable efforts within its control" to provide the Russian custodian or, at their request, the issuer, a Russian court, the Central Bank of the Russian Federation and Russian investigative authorities, with information on owners of securities, other persons exercising rights under securities and persons in whose interests such rights are exercised, and the number of the relevant securities. It is plausible that the Depository Bank should be able to comply with the obligation described above by providing information about the Subfund as owner of securities. However, it cannot be ruled out that information about the Subfund's Shareholders including information about beneficial ownership of shares held in the Subfund may also be requested. If such information is not provided by the Subfund and / or the Shareholder to the Depository Bank, operations in the Depository Bank's foreign nominee holder account in Russia may be, as Russian law states, "prohibited or limited" by the Central Bank of the Russian Federation for up to six months. Russian law is silent as to whether such six-month term can be extended, therefore, such extension(s) cannot be excluded for an undetermined period of time so that the final impact of the aforementioned prohibition or limitation of operations cannot reasonably be evaluated at this point in time.
- The significance of the register is crucial to the custodial and registration process. Although independent registrars are subject to licensing and supervision by the Central Bank of Russia and may bear civil, as well as administrative liability for non-performance or undue performance of their obligations, it is, nevertheless, possible for the Subfund to lose its registration through fraud, negligence or mere oversight. Furthermore, although companies are required under Russian law to maintain independent registrars that meet certain statutory criteria, in practice there may be instances where this regulation has not been complied with by the companies. Because of this lack of independence, the management of a company can potentially exert significant influence over the make-up of that company's shareholder base.
- Distortion or destruction of the register could substantially impair, or in certain cases erase, the Subfund's holdings of the relevant company's

shares. Neither the Subfund, the Investment Manager, the Depository Bank, the Management Company, the Board of Directors of the Management Company nor any of their agents can make any representation or warranty about, or any guarantee of, the registrars' actions or performance. Such risk will be borne by the Subfund. Although Russian law provides for the mechanism of restoration of the lost information in the register, there is no guidance on how this mechanism should operate in practice, and any potential dispute would be considered by a Russian court on a case-by-case basis.

The abovementioned amendments to the Russian Civil Code provide for unlimited protection of the "good faith purchaser" of equities acquired in the course of exchange trades. The only exception (which seems to be non-applicable) to this rule is the acquisition of such securities without consideration.

Direct investments in the Russian market are made in principle via equities or equity-type securities traded on the Moscow Exchange, in accordance with Chapter 6, "Investment Restrictions" and unless stipulated otherwise in Chapter 23 "Subfunds". Any other direct investments, which are not made via the Moscow Exchange will fall within the 10%-rule of Article 41 (2) a) of the Law of December 17, 2010.

#### **Investments in India**

In addition to the restrictions set out in this Prospectus, direct investments made in India are subject to the relevant Subfund obtaining a certificate of registration as "Foreign Portfolio Investor" ("FPI") (registration as Category I FPI) from a Designated Depository Participant ("DDP") on behalf of the Securities and Exchange Board of India ("SEBI"). In addition the Subfund shall obtain a Permanent Account Number (PAN) card from the Income Tax Department of India. The FPI Regulations set various limits for investments by FPIs and impose various obligations on the FPIs. All investments made directly in India will be subject to FPI Regulations prevailing at the time of the investment. Investors should note that the registration of the relevant Subfund as a FPI is a condition precedent to any direct investments by this Subfund in the Indian market.

The FPI registration of the Subfund can in particular be suspended or withdrawn by the SEBI in case of non-compliance with the SEBI's requirements, or in case of any acts or omissions in relation to compliance with any Indian regulations, including applicable laws and regulations relating to Anti-Money Laundering and Counter Terrorism Financing. No assurance can be given that the FPI registration will be maintained for the whole duration of the relevant Subfund. Consequently, investors should note that a suspension or a withdrawal of the FPI registration of the Subfund may lead to a deterioration of the performance of the relevant Subfund, which as a consequence, could have a negative impact on the value of the investors' participation depending on the prevailing market conditions at that time.

Investors should also note that the Prevention of Money Laundering Act, 2002 ("PMLA") and the rules framed thereunder in relation to the prevention and control of activities concerning money laundering and confiscation of property derived or involved in money laundering in India require inter-alia certain entities such as banks, financial institutions and intermediaries dealing in securities (including FPIs) to conduct client identification procedures and to establish the beneficial owner of the assets ("Client ID") and to maintain a record of Client ID and certain kinds of transactions ("Transactions"), such as cash transactions exceeding certain thresholds, suspicious transactions (whether or not made in cash and including credits or debits into or from non-monetary accounts such as security accounts). Accordingly, the FPI regulations have the ability to seek information from the FPI holder on the identity of beneficial owners of the Subfund, hence information regarding investors and beneficial owners of the Subfund may be required for disclosure to local supervisory authorities.

As far as permitted under Luxembourg law, information and personal data regarding the investors and beneficial owners of the Subfund investing in the Indian market (including but not limited to any documentation submitted as part of the identification procedure prescribed in relation to their investment in the Subfund) may be disclosed to the DDP, resp. to governmental or regulatory authorities in India upon their request. In particular investors shall note that, in order to enable the Subfund to comply with the Indian laws and regulations, any natural person who, whether acting alone or together, or through one or more juridical persons, exercises control through ownership or who ultimately has a controlling ownership interest above 10% of the Subfund's assets is required to disclose its identity to the DDP.

#### **Investments in the People's Republic of China ("PRC" or "China")**

For the purposes of this Prospectus, "PRC" refers to the People's Republic of China (excluding the Hong Kong and Macau Special Administrative Regions and Taiwan) and the term "Chinese" shall be construed accordingly.

The following risk factors apply to Subfunds that may invest in PRC securities. Investing in the PRC is subject to risks that are similar to investing in emerging markets. This can lead to a greater risk of loss to these Subfunds.

#### **Considerations Relating to PRC Regulations**

At present, the securities market and the regulatory framework for the securities industry in the PRC is at an early stage of development. The China Securities Regulatory Commission ("CSRC") is responsible for supervising the national securities markets and producing relevant regulations. The PRC regulations, under which the Subfunds may invest in the PRC and which regulate investments by foreign investors in the PRC and repatriation, are relatively new. The application and interpretation of such PRC regulations is therefore largely untested and there is a lack of certainty as to how they will be applied. In addition, such relevant PRC regulations give CSRC, the PRC State Administration of Foreign Exchange ("SAFE"), the People's Bank of China ("PBOC") and other relevant PRC authorities wide discretions and there are few precedents and little certainty as to how these discretions might be exercised, either now or in the future. PRC regulations may be varied in the future and no assurance can be given that any such changes will not adversely affect the Subfunds. CSRC, SAFE, PBOC and/or other relevant PRC authorities may have power in the future to impose new restrictions or conditions on or terminate the access to PRC securities which may adversely affect the Subfunds and its investors. It is not possible to predict how such changes, if any, would affect the Subfunds.

#### **Corporate Disclosure, Accounting and Regulatory Standards**

The PRC's disclosure and regulatory standards may not be as well developed as those in certain OECD countries. There may be less publicly available information about PRC companies than is regularly published by or about companies based in OECD countries and such available information may be less reliable than that published by or about companies in OECD countries. PRC companies are subject to accounting standards and requirements that may differ in significant respects from those applicable to companies established or listed in OECD countries. Further, PRC companies may be subject to different standards relating to corporate governance and protection of minority shareholder rights compared to OECD countries. These factors may have an adverse impact on the value of investments made by the Subfunds and may impact the Investment Manager's ability to accurately assess and value potential companies to invest in.

#### **Currency Risks**

The PRC government's control of currency exposure and future movements in exchange rates may adversely affect the operations and financial results of companies invested in by the Subfunds. Renminbi is not a freely convertible currency and it is subject to foreign exchange control policies of and repatriation restrictions imposed by the PRC government. If such policies or restrictions change in the future, the Subfunds may be adversely affected.

SAFE imposes restrictions on the ability of companies in the PRC to retain and deal in foreign currency. There are significant restrictions on the ability of companies located in the PRC to purchase and make outward remittance of foreign currency. SAFE approval may be required in order to purchase or remit foreign currency (including transfers and remittances by a qualified foreign institution), subject to compliance with all applicable requirements. Accordingly, there is a risk that the Subfunds may not be able to repatriate funds for the purposes of distributions or redemptions in relation to the Shares.

The Subfunds will be subject to bid/offer spread on currency conversion and transaction costs. Such foreign exchange risk and costs of conversion may result in losses to the Subfunds. To the extent that the Subfunds do not invest, or delays its investment into Renminbi denominated securities in the PRC, they will be exposed to fluctuations in the Renminbi exchange rate. The Subfunds may but are not obliged to seek to hedge currency risks but as the foreign exchange of Renminbi is regulated, such hedging is likely to be an imperfect hedge in that it could involve hedging a currency that has historically been correlated to Renminbi and may be expensive. There can be no assurance that any hedging, particularly such imperfect hedging, will be successful and it could reduce or eliminate some or all of the benefit the Subfunds may experience from favourable currency fluctuations.

There can be no assurance that Renminbi will not be subject to devaluation or revaluation or that shortages in the availability of foreign currency will not develop.

#### **Developing Legal System**

The PRC's legal system is based on written statutes under which prior court decisions may be cited for reference, but do not form a set of binding precedents. Since 1979, the PRC government has been developing a comprehensive system of commercial laws and, in particular, as mentioned above, the PRC regulations with respect to foreign investments are relatively new and have a short operating history. Because these laws, regulations and legal requirements are relatively recent, their interpretation and enforcement involve significant uncertainty. In addition, the PRC laws governing business organisations, bankruptcy and insolvency may provide substantially less protection to security holders than that

provided by the laws of more developed countries (as defined in the relevant Subfund). These factors (individually or combined) could have an adverse effect on the Subfunds.

There can be no guarantee that new tax laws, regulations and practices in the PRC specifically relating to foreign investments and transactions in Chinese securities will not be promulgated in the future. The promulgation of such new laws, regulations and practices may operate to the advantage or disadvantage of investors. Various tax reform policies have been implemented by the PRC government in recent years, and existing tax laws and regulations may be revised or amended in the future. As a consequence, it is possible that the current tax laws, regulations and practices in the PRC will be changed with retroactive effect. Moreover, there is no assurance that tax incentives currently offered to Chinese companies, if any, will not be abolished and the existing tax laws and regulations will not be revised or amended in the future. Any changes in tax policies may reduce the after-tax profits of the companies in the PRC in which the Subfunds invest, thereby adversely affecting the Subfunds.

#### **Investment Restrictions**

There are foreign ownership limits applicable to PRC securities from time to time. Such limits may apply to all underlying foreign investors in aggregate or to a single foreign investor. The capacity of the Subfunds to make investments in the relevant securities will be restricted by such limits and may be affected by the activities of all underlying foreign investors.

It will be difficult in practice for the Subfunds to monitor the investment of the underlying foreign investors since investors may make investment through different permitted channels.

#### **Liquid Assets**

The Subfunds may maintain a liquid portfolio of cash, deposits and money market instruments in such amount as the Board of Directors considers appropriate. Investors should be aware that due to potential repatriation restrictions, the Subfunds may need to maintain higher cash balances, including potentially balances held outside the PRC resulting in less of the proceeds of the Subfunds being invested in the PRC than would otherwise be the case if such local restrictions did not apply. Such retained funds may not form part of the Subfunds' investments in the PRC and, as such, in times of rising PRC security values, the portion of the Subfunds' assets retained in cash may represent a drag on the performance of the Subfunds and, conversely, in times of falling PRC security values may cause the Subfunds to perform better than might otherwise have been the case had a greater investment been made in the PRC.

#### **PRC Governmental, Political, Economic and Related Considerations**

For over a decade, the PRC government has been reforming the economic and political systems of the PRC. Whilst these reforms may continue, many of the reforms are unprecedented or experimental and may be refined or changed. Political, economic and social factors could also lead to further adjustments to the reform measures. The Subfunds could be adversely affected by adjustments in the PRC's state plans, political, economic and social conditions, changes in the policies of the PRC government such as changes in laws and regulations (or the interpretation thereof), measures which may be introduced to control inflation, changes in investor sentiment (both in the PRC and globally), changes in the rate or method of taxation, imposition of additional restrictions on currency conversion, the availability and cost of credit, market liquidity and the imposition of additional import restrictions.

The PRC economy has experienced significant growth in the past ten years, but such growth has been uneven both geographically and among the various sectors of the economy, and no assurance may be given that such growth will continue. The PRC government has implemented various measures from time to time to control inflation and to regulate economic expansion with a view to preventing overheating of the economy, and these measures could have a negative impact on the performance of the Subfunds. Furthermore, a portion of the economic activity in the PRC is export-driven and, therefore, is affected by developments in the economies of the PRC principal trading partners.

The transformation from a centrally planned, socialist economy to a more market-oriented economy has also resulted in many economic and social disruptions and distortions. Moreover, there can be no assurance that the economic and political initiatives necessary to achieve and sustain such a transformation will continue or, if such initiatives continue and are sustained, that they will be successful. These changes could adversely affect the interests of the relevant Subfunds.

In the past the PRC government has applied nationalisation, expropriation, confiscatory levels of taxation and currency blockage. There can be no assurance that this will not re-occur and any re-occurrence could adversely affect the interests of the relevant Subfunds.

#### **Risk Relating to the PRC Securities Markets and Exchanges**

The PRC securities markets, including the PRC stock exchanges, currently are undergoing a period of growth and change which may lead to difficulties in the settlement and recording of transactions and in interpreting and applying the relevant regulations. In addition, the regulation of, and enforcement activity in, the PRC securities markets may not be equivalent to that in markets in OECD countries. There may not be equivalent regulation and monitoring of the PRC securities markets and activities of investors, brokers and other participants to that in certain OECD markets.

The PRC stock exchanges may have lower trading volumes than some OECD exchanges and the market capitalisations of listed companies may be smaller compared to those on more developed exchanges in developed markets. The listed securities of many companies in the PRC may accordingly be materially less liquid, subject to greater dealing spreads and experience materially greater volatility than those of OECD countries. Government supervision and regulation of the PRC securities markets and of quoted companies may also be less developed than in some OECD countries. In addition, there is a high measure of legal uncertainty concerning the rights and duties of market participants when compared to investments made through securities systems of established markets.

The PRC stock market has in the past experienced substantial price volatility and no assurance can be given that such volatility will not occur in the future. The above factors could negatively affect the Subfunds, the ability of investors to redeem Shares and the price at which Shares may be redeemed.

#### **Risks Relating to Settlement Cycles**

Due to the different settlement cycles of the stock exchanges and the PRC interbank bond market comprised in its investment universe, the Subfunds may be prevented from perfectly matching the subscriptions and redemptions with the trading of the securities and therefore from being fully invested at all times.

#### **Investments in PRC debt instruments**

The following risk factors apply to Subfunds that may invest in PRC debt instruments. Investment in the Chinese debt instruments market may have higher volatility and price fluctuation than investment in debt instrument products in more developed markets.

#### **Credit risk of counterparties to Renminbi denominated debt instruments**

Investors should note that as the PRC financial market is nascent, most of the Renminbi denominated debt instruments may be unrated. The financial market of the PRC, including the PRC interbank bond market, is at an early stage of development. In the event of a default of a counterparty of the Renminbi-denominated debt instruments, the relevant Sub-Fund's value will be adversely affected. The relevant Sub-Fund may also encounter difficulties or delays in enforcing its rights against the counterparties of Renminbi-denominated debt instruments.

Renminbi denominated debt instruments can be issued by a variety of issuers inside or outside the PRC including commercial banks, state policy banks, corporations, etc. These issuers may have different risk profiles and their credit quality may vary.

Furthermore, Renminbi denominated debt instruments are generally unsecured debt obligations not supported by any collateral. The Subfunds may be fully exposed to the credit/insolvency risk of their counterparties as unsecured creditors.

#### **Liquidity risk**

Other than on the China interbank bond market, Renminbi denominated debt instruments are not regularly traded and may have lower trading volumes than other more developed markets. An active secondary market for these instruments is yet to be developed. The bid and offer spread of the price of Renminbi denominated debt instruments may be large and the Subfunds may incur significant trading and realisation costs.

#### **Interest rate risk**

Changes in macroeconomic policies of the PRC (i.e. monetary policy and fiscal policy) will have an influence over capital markets affecting the pricing of debt instruments and thus, the return of the Subfunds. The value of Renminbi denominated debt instruments held by the Subfunds generally will vary inversely with changes in interest rates and such variation may affect the value of the Subfunds' assets accordingly. Typically, when interest rates increase, the value of fixed income assets tends to depreciate. On the contrary, when interest rates decrease, the value of fixed income assets tends to appreciate.

#### **Valuation risk**

Renminbi denominated debt instruments are subject to the risk of mispricing or improper valuation, i.e. operational risk that the debt instruments are not priced

properly. Valuations are primarily based on valuations from independent third party sources where prices are available, accordingly valuations may sometimes involve uncertainty and judgmental determinations and independent pricing information may not be available at all times.

#### **Credit rating risk**

Many of the debt instruments in the PRC do not have a rating assigned by international credit agencies. The credit appraisal system in the PRC is at an early stage of development; there is no standard credit rating methodology used in investment appraisal and the same rating scale may have a different meaning in different agencies. The assigned ratings may not reflect the actual financial strength of the appraised asset.

Rating agencies are private services that provide ratings of the credit quality of debt instruments. Ratings assigned by a rating agency are not absolute standards of credit quality and do not evaluate market risks. Rating agencies may fail to make timely changes to credit ratings and an issuer's current financial condition may be better or worse than a rating indicates.

#### **Credit rating downgrading risk**

An issuer of Renminbi denominated debt instruments may experience an adverse change in its financial condition which may in turn result in a decrease in its credit rating. The adverse change in financial condition or decrease in credit rating of an issuer may result in increased volatility in, and adverse impact on, the price of the relevant Renminbi denominated debt instruments and negatively affect liquidity, making any such debt instruments more difficult to sell.

#### **Unrated or high yield debt instruments**

Subject to the PRC regulations and the investment objective of the relevant Subfund, the assets of the Subfunds may be invested in unrated or low grade debt instruments which are subject to greater risk of loss of principal and interest than higher rated debt instruments.

The lower ratings of certain debt instruments or unrated debt instruments held for the account of the relevant Subfunds reflect a greater possibility that adverse changes in the financial condition of the issuer, or in general economic conditions, or both, or an unanticipated rise in interest rates, may impair the ability of the issuer to make payments of interest and principal. Such debt instruments generally carry a higher degree of default risk which may affect the capital value of an investment. Unrated debt instruments may be less liquid than comparable rated debt instruments and involve the risk that the relevant Subfunds may not accurately evaluate the debt instrument's comparative credit rating.

#### **Risk of investing in urban investment bonds**

Urban investment bonds are debt securities issued by local government agencies' financing vehicles ("LGFVs") in PRC and are listed or traded in the interbank bond market. LGFVs are separate legal vehicles established by the local government or their affiliates to raise funds for public welfare investment or infrastructure projects. Although urban investment bonds are issued by LGFVs and appear to be connected with local government bodies, the debt is backed by tax revenues or cash flow of investment projects and such debts are typically not guaranteed by local governments or the central government of the PRC. Such local governmental bodies or the central government are not obligated to provide financial support in case of default. In such case the relevant Subfunds could suffer significant loss and the Subfunds' net asset value could be adversely affected. The credit risk and price volatility of these bonds may be higher when compared with other bonds such as central bank bonds and policy bank bonds. Besides, liquidity may be low during adverse market situations.

#### **"Dim Sum" bond (i.e. bonds issued outside of PRC but denominated in Renminbi) market risks (if applicable)**

The "Dim Sum" bond market is still a relatively small market which is more susceptible to volatility and illiquidity. The operation of the "Dim Sum" bond market as well as new issuances could be disrupted causing a fall in the net asset value of the Subfunds should there be any promulgation of new rules which limit or restrict the ability of issuers to raise Renminbi by way of bond issuances and/or reversal or suspension of the liberalisation of the Offshore Renminbi market by the relevant regulator(s).

#### **PRC interbank bond market**

The PRC interbank bond market is a quote-driven over-the counter (OTC) market, where deals are negotiated between two counterparties through a trading system. It will be subject to risks associated with OTC markets, including counterparty default risks on parties with whom the Subfunds trade and when placing cash on deposit. The Subfunds will also be exposed to the risk of settlement default by a counterparty. The risk of default of a counterparty is linked to the credit worthiness of the counterparty.

#### **Investment through CIBM Program**

Under PRC regulations, certain qualified overseas financial institutions are eligible to participate in the China interbank bond direct access program (the "CIBM Program") to make investments in the PRC interbank bond market. The following risk factors apply to Subfunds that may invest through the CIBM Program and references to Investment Manager are references to the Investment Manager appointed with respect to the relevant Subfund.

#### **Effect of PRC Regulations on Subscriptions, Redemptions and Conversions**

Applications for subscription, redemption and/or conversion of Shares may be subject to certain restrictions under the CIBM Program and other relevant PRC regulations.

The repatriation of invested capital and of income and capital gains of a Subfund from the PRC is subject to the relevant PRC regulations.

Currently under the CIBM Program regulations, remittance and repatriation for the account of a Subfund may be effected subject to the following qualifications:

(a) a Subfund may remit investment principal in RMB or foreign currency into the PRC for investing through the CIBM Program. If that Subfund fails to remit investment principal matching at least 50% of its anticipated investment size within nine (9) months after filing with the PBOC, an updated filing will need to be made through the onshore interbank bond trade and settlement agent.

(b) where a Subfund repatriates funds out of the PRC, the ratio of RMB to foreign currency ("Currency Ratio") should generally match the original Currency Ratio when the investment principal was remitted into PRC, with a maximum permissible deviation of 10%. Such ratio requirement can be waived for the first repatriation, provided that the foreign currency or RMB capital to be repatriated may not exceed 110% of the foreign currency or RMB amount remitted into the PRC in aggregate. To the extent repatriation is in the same currency as the inward remittance the Currency Ratio restriction will not apply.

At present, there is no regulatory prior approval requirement for repatriation of funds from the CIBM Program under the above circumstances, however, there is no certainty in the future that no regulatory restrictions will apply to the repatriation of funds by the Subfunds in the PRC. The investment regulations and/or the approach adopted by SAFE in relation to the repatriation may change from time to time.

The Subfunds' investments in the PRC may be limited by any applicable investment limit (pursuant to regulatory requirement or otherwise) with respect to the Subfunds' investments through the CIBM Program. Accordingly applications for subscription and/or conversion of Shares may be subject to sufficient available capacity for a Subfund under the CIBM Program as combined with the relevant Subfund's investment policy and restrictions. Applications received during a period when there is insufficient available capacity for a Subfund under the CIBM Program may be suspended and processed for subscription and/or conversion of Shares at the next following Subscription Date at which sufficient capacity is again available for the Subfund. In addition, the Company, the Management Company and the Central Administration are entitled to refuse applications and to temporarily or permanently suspend or limit any applications received during a period when there is insufficient available capacity for a Subfund under the CIBM Program.

Notwithstanding the above, the Company, the Management Company and the Central Administration are entitled to temporarily suspend the issue, subscription, redemption, conversion, payment of redemption proceeds and/or valuation of Shares of a Subfund during any period when that Subfund is unable to transmit subscription proceeds to or from the accounts of that Subfund, or dispose of holdings or to repatriate the proceeds of such disposals, subject to certain quota or limits imposed by any regulatory or supervisory, governmental or quasi-governmental authority, any fiscal body or self-regulatory organisation (whether of a governmental nature or otherwise), for example when that Subfund is unable to dispose of holdings in the CIBM Program, or to repatriate the proceeds of such disposals.

Investors applying for or who have already applied for subscription, redemption and/or conversion of Shares in a Subfund shall be notified by the Central Administration of any measures adopted as per the above so that they are given the opportunity to withdraw their application.

No application has been submitted or will be submitted, nor any registration has been or will be sought, by the Management Company to or from any of the PRC governmental or regulatory authorities in connection with the advertising, offer, distribution or sale of the Shares of the Subfunds in or from the PRC, and the Management Company does not intend to or will not, directly or indirectly, advertise, offer, distribute or sell the Shares of the Subfunds within the PRC.

The Shares of the Subfunds are not intended to be offered or sold within the PRC. A PRC investor may subscribe for Shares only if they are permitted to do so and/or are not restricted from doing so under all relevant PRC laws, rules, regulations, notices, directives, orders or other regulatory requirements in the PRC issued by any PRC governmental or regulatory authority that are applicable to them as investor, or that apply to the Company or to the Investment Manager, whether

or not having the force of law and as may be issued and amended from time to time. Where applicable PRC investors are responsible for obtaining all necessary governmental approvals, verifications, licences or registrations (if any) from all relevant PRC regulatory and/or governmental authorities, including, but not limited to, SAFE, CSRC and/or other relevant regulatory and/or governmental authorities as applicable, and complying with all relevant PRC regulations, including, but not limited to, any relevant foreign exchange regulations and/or overseas investment regulations. If an investor fails to comply with the above, the Company may take any action in good faith and acting on reasonable grounds in relation to such investor's Shares to comply with relevant regulatory requirements, including effecting compulsory redemption of Shares owned by the relevant investor, subject to the Articles of Incorporation, and applicable laws and regulations.

Persons into whose possession this Prospectus or any Shares may come must inform themselves about, and observe, any such restrictions.

#### **Limits on Redemptions**

Where a Subfund is investing in the securities market in the PRC through the CIBM Program, repatriation of funds from the PRC may be subject to the relevant PRC regulations in effect from time to time.

Redemption of Shares is subject to the restrictions and limitations referred to under this Prospectus. The ability of an investor to redeem Shares of a Subfund depends, inter alia, on the PRC laws and practices affecting that Subfund's ability to liquidate investments and to repatriate the proceeds thereof out of the PRC. Any repatriation restrictions as may be applicable under PRC regulations in the future, where applicable, could restrict a Subfund's ability to satisfy all or any redemption requests in respect of any particular redemption day and accordingly, that Subfund may have to manage the liquidity challenges through the maintenance of high cash balances and the imposition of the redemption restrictions referred to above. Investors should not invest in a Subfund if they have need of greater liquidity than that offered by that Subfund.

#### **PRC Custody Risk**

The evidence of title of exchange-traded securities in the PRC consists only of electronic book-entries in the depository and/or registry associated with the applicable exchange.

In order to prevent any trades failing, the PRC depository, registration and clearing institutions may automatically settle any trades executed by the PRC securities trading house relating to the securities trading account maintained in the joint names of the Investment Manager (as applicant under the CIBM Program) and the relevant Subfund. Accordingly all instructions issued by the PRC securities trading house relating to the securities trading account may be executed without the need for any consent or direction of the custodian(s) of the relevant Subfund, which could potentially increase the risk of erroneous trading. However, the sub-custodian of the relevant Subfund will review the execution report in relation to all such transactions and notify the Investment Manager of any discrepancies between such execution report and trading data received from the PRC depository, registration and clearing institutions or the settlement instructions received from the Investment Manager.

PRC interbank bond investment of a Subfund will be registered in the joint names of the Investment Manager (as applicant under the CIBM Program) and that Subfund, or in another name for the sole use and benefit of the Subfund as permitted or required pursuant to the relevant Luxembourg and PRC regulations. There will be segregation of assets by the sub-custodian of the relevant Subfunds such that the assets of these Subfunds are separately recorded as belonging to these Subfunds. However, subject to the relevant PRC regulations, the Investment Manager could be the party entitled to the securities (albeit that this entitlement does not constitute an ownership interest), such PRC securities investment of the relevant Subfund may be vulnerable to a claim by a liquidator of the Investment Manager and may not be as well protected as if they were registered solely in the name of that Subfund. In particular, there is a risk that creditors of the Investment Manager may incorrectly assume that a Subfund's assets belong to the Investment Manager and such creditors may attempt or seek to gain control of that Subfund's assets to meet the Investment Manager's liabilities owed to such creditors. In such circumstances a Subfund may experience delays and/or incur additional expense to enforce that Subfund's rights and ownership over such assets.

Investors should note that cash deposited in the cash account of a Subfund with the PRC sub-custodian would not be segregated and could be regarded as a debt owing from the PRC sub-custodian to that Subfund as a depositor. Such cash will be co-mingled with cash belonging to other clients of the PRC sub-custodian. In the event of bankruptcy or liquidation of the PRC sub-custodian, a Subfund may not have any proprietary rights to the cash deposited in such cash account, and that Subfund could become an unsecured creditor, ranking *pari passu* with all other unsecured creditors of the PRC sub-custodian. A Subfund may face difficulty

and/or encounter delays in recovering such debt, or may not be able to recover it in full or at all, in which case such Subfund and investors will suffer losses.

#### **Interbank Bond Trade and Settlement Agent Risk**

A Subfund may be adversely affected, whether directly or indirectly, by (i) the acts or omissions by the interbank bond trade and settlement agent in the settlement of any transaction or in the transfer of funds or securities; (ii) the default or bankruptcy of the interbank bond trade and settlement agent; and (iii) the disqualification of the interbank bond trade and settlement agent from acting in such capacity either on a temporary or permanent basis. Such acts, omissions, default or disqualification may also adversely affect the relevant Subfund in implementing its investment strategy or disrupt its operations, including causing delays in the settlement of any transaction or the transfer of any funds or securities in the PRC or in recovering assets, which may in turn adversely impact its net asset value.

Furthermore, regulatory sanctions can be imposed upon the interbank bond trade and settlement agent if it violates any provision under the CIBM Program regulations. Such sanctions may adversely affect the relevant Subfund's investments through the CIBM Program.

#### **PRC Settlement Agent and Best Execution Risk**

Pursuant to the relevant PRC regulations, securities trades under the CIBM Program may be executed through a limited number of PRC settlement agent that may be appointed for trading in the PRC interbank bond market for the Subfunds. If a PRC settlement agent offers the Subfunds standards of execution which the Investment Manager reasonably believes to be amongst best practice in the PRC marketplace, the Investment Manager may determine that it should consistently execute transactions with that PRC settlement agent (including where it is an affiliate) notwithstanding that they may not be executed at the best price and shall have no liability to account to the Subfunds in respect of the difference between the price at which the Subfunds execute transactions and any other price that may have been available in the market at that relevant time.

#### **Risks Relating to the CIBM Program**

The Investment Manager, on behalf of the relevant Subfunds, has registered as a qualified institution under the CIBM Program via the interbank bond trade and settlement agent. The Investment Manager, however, may be the applicant acting on behalf of other clients (including other Subfunds) in registering under the CIBM Program.

The relevant PRC regulations may apply to each applicant to the CIBM Program as a whole, and not simply to investments made by one of the Subfunds. Thus investors should be aware that violations of the relevant PRC regulations arising out of activities related to the applicant to the CIBM Program other than with respect to the investments of a Subfund could potentially result in the revocation, suspension, restriction or other regulatory action in respect of the access to the CIBM Program as a whole. Likewise, foreign investment limits, and the regulations relating to the repatriation of capital and profits may potentially be applied in relation to the applicant under the CIBM Program as a whole. Hence the ability of a Subfund to make investments and/or repatriate monies from the CIBM Program may be affected adversely by the investments, performance and/or repatriation of monies invested by other investors through the Investment Manager under the CIBM Program.

Investors should note that there is no guarantee that a Subfund will continue to benefit from the access to the CIBM Program. Should the Investment Manager be restricted from accessing the CIBM Program or retire or be removed, the Subfund may not be able to invest in PRC securities through the CIBM Program, and that Subfund may be required to dispose of its holdings, which would likely have a material adverse effect on that Subfund. A Subfund's investments in the PRC will be limited by its access to the CIBM Program and it is possible that that Subfund may not be able to accept additional subscriptions due to this limitation and would not be able to achieve further economies of scale or otherwise take advantage of the increased capital base.

There can be no assurance that a Subfund will be able to gain access to the CIBM Program to meet all applications for subscription to that Subfund or all proposed investments to be made by the Subfund, or that redemption requests will be processed or investments of that Subfund can be realised in a timely manner, for example due to adverse changes in relevant laws or regulations, including changes in PRC repatriation restrictions. Such restrictions may result in suspension of dealings of a Subfund and could adversely affect an investor's ability to withdraw its investment in that Subfund.

Although at the current stage the Subfunds' investments through the CIBM Program are not subject to any mandatory investment allocation requirement under the relevant PRC regulations (e.g. a minimum percentage of the PRC assets should be invested in a particular type of assets), there can be no guarantee that the PRC regulatory authorities would not provide such requirement on qualified

institutions in the future whereby affecting the Subfunds' ability to achieve their investment allocation accordingly.

#### **Tax Risks in the PRC**

The information below is a general summary of the potential Chinese tax consequences of PRC securities transactions under the CIBM Program that may be imposed on the Subfunds and their investors either directly or indirectly and should not be taken as a definitive, authoritative or comprehensive statement of the relevant matter. The Chinese tax authorities may issue guidance on the tax consequences of PRC securities transactions at any time, possibly with retroactive effect; therefore, the Chinese tax consequences of PRC securities transactions may differ materially from those discussed below. Investors should seek their own tax advice on their tax position with regard to their investment in the relevant Subfund.

The Subfunds will be responsible for all PRC taxes and duties of any kind arising in respect of any income or gains derived from investments held on the Subfunds' behalf through the CIBM Program.

PRC tax laws and regulations are under constant development and often subject to change as a result of shifts in government policy. Over recent years, the PRC government has promulgated tax laws and regulations in response to varying economic matters such as foreign investment, commerce, and international trade development. As PRC tax laws and regulations are continually evolving in response to changing economic and other conditions, any particular interpretation of PRC tax laws and regulations (including related enforcement measures) applicable to the Subfunds may not be definitive. With regard to corporate income tax changes in particular, the PRC has undergone a reform of the Corporate Income Tax Law ("CIT Law") which has unified the CIT Law applicable to domestic enterprises and foreign investment enterprises. The specific manner in which the CIT Law will apply is clarified by the Detailed Implementation Rules of the CIT Law ("DIR") and supplementary tax circulars which may be issued in the future.

Currently there is no specific guidance imposed by the PRC tax authorities on the treatment of income tax and other tax categories payable in respect of trading in PRC interbank bond market by foreign investors. Before further guidance is issued and is well established in the administrative practice of the PRC tax authorities, the practices of the PRC tax authorities that collect PRC taxes with respect to PRC interbank bond transactions may differ from, or be applied in a manner inconsistent with, the practices with respect to the analogous investments described herein or any further guidance that may be issued. The value of the Subfunds' investments in the PRC and the amount of their income and gains could be adversely affected by an increase in tax rates or change in the taxation basis.

#### **CIT**

If a Subfund is considered a tax resident enterprise of the PRC, it will be subject to PRC CIT at 25% on its worldwide taxable income. If a Subfund is considered a non-PRC tax resident enterprise with a permanent establishment or place or establishment ("PE") in the PRC, the profits attributable to that PE would be subject to CIT at 25%.

Under the CIT Law effective from 1 January 2008, a non-PRC tax resident enterprise without a PE in the PRC will generally be subject to withholding income tax of 10% on its PRC sourced income, including but not limited to passive income (e.g. dividends, interest, gains arising from transfer of assets etc.).

The Investment Manager intends to manage and operate the relevant Subfund in such a manner that that Subfund should not be treated as tax resident enterprise of the PRC or non-PRC tax resident enterprise with a PE in the PRC for CIT purposes, although due to uncertainty in tax laws and practices in the PRC, this result cannot be guaranteed.

#### **Capital Gains Tax**

Trading of PRC debt securities

In the absence of specific taxation rule, the tax treatment for investment in these securities is governed by the general taxing provisions of the CIT Law. Under such general taxing provision, it may be possible that a Subfund could be subject to 10% PRC withholding income tax on capital gains derived from trading of PRC debt securities, unless exempt or reduced under relevant double tax treaties.

#### **PRC tax provisions**

The Investment Manager may decide to make provisions for PRC withholding income tax on capital gains derived from the trading of securities through the CIBM Program for the Subfunds from time to time and in such methodology that the Investment Manager may decide in its discretion.

In the event that the Investment Manager considers the tax provisions of a Subfund are not sufficient, it will consider making additional tax provision. In the event that the Investment Manager is satisfied that part of the tax provisions are not required, such provisions will be released back into the relevant Subfund. Any tax provision, if made, will be reflected in the net asset value of the relevant

Subfund at the time of debit or release of such provision and thus will impact on Shares which remain in that Subfund at the time of debit or release of such provision. In addition, the Investment Manager may in its discretion make further modification to the tax provision practice of a Subfund with additional clarity on the relevant regulations, and further announcement will be made as appropriate. If the actual applicable tax levied by PRC tax authorities is greater than that provided for by a Subfund so that there is a shortfall in the tax provision amount, investors should note that the net asset value of that Subfund may suffer more than the tax provision amount as that Subfund will ultimately have to bear the additional tax liabilities. In this case, the then existing and new investors will be disadvantaged.

On the other hand, if the actual applicable tax levied by PRC tax authorities is less than that provided for by a Subfund so that there is an excess in the tax provision amount, investors who have redeemed Shares before PRC tax authorities' ruling, decision or guidance in this respect will be disadvantaged as they would have borne the loss from that Subfund's overprovision. In this case, the then existing and new investors may benefit if the difference between the tax provision and the actual taxation liability can be returned to the account of the Subfund as assets thereof.

In addition investors should be aware that under-accrual or over-accrual for PRC tax liabilities may impact on the performance of the Subfunds during the period of such under-accrual or over-accrual and following any subsequent adjustments to the net asset value.

In case of having excess in the tax provision amount (for example, the actual applicable tax levied by PRC tax authorities is less than the tax provision amount or due to a change in provisioning by a Subfund), such excess shall be treated as property of the relevant Subfund and investors who have already transferred or redeemed their Shares in that Subfund will not be entitled or have any right to claim any part of the amount representing the excess.

#### **Dividends and interest from PRC investments**

The CIT Law provides for a 20% withholding tax on dividends and interest payable to non-PRC tax resident enterprises by a PRC tax resident company. However, in accordance with the DIR for the CIT Law, the withholding tax on dividends and interest has been set at 10%. By virtue of the above, income from dividends and interest from PRC tax resident company (e.g. through equity or bond investments) received on behalf of a Subfund is generally subject to Chinese withholding income tax at a rate of 10% unless being otherwise reduced or exempted by an applicable tax treaty. The withholding is in general made by the relevant PRC tax resident company and the Subfunds currently do not make provisions in respect of PRC withholding income tax on dividends and interest received from PRC tax resident company. In the event the relevant PRC tax resident company failed to withhold the relevant PRC withholding income tax or otherwise failed to pay the relevant withholding income tax to the PRC tax authorities, the relevant PRC tax authorities may impose tax obligations on the relevant Subfund.

Interest derived from government bonds issued by the in-charge Finance Bureau of the State Council and/or local government bonds approved by the State Council is exempt from PRC CIT under the CIT Law.

#### **Value Added Tax ("VAT") and other surtaxes**

On 23 March 2016, the Ministry of Finance ("MOF") and the State Administration of Taxation ("SAT") issued the Circular of Full Implementation of Business Tax to VAT Reform (Caishui [2016] No. 36, "Circular 36") which provides that business tax will be completely replaced by VAT from 1 May 2016. Since then, the income derived from the provision of financial services which previously attracted business tax will be subject to VAT. On 29 April 2016, the MOF and the SAT issued the Circular on Further Specifying the Policies relating to Financial Sector under the Full Implementation of Business Tax to VAT Reform (Caishui [2016] No. 46, "Circular 46"). According to Circular 36 and Circular 46, interests on policy-oriented financial bonds (which are bonds issued by a development or policy-oriented financial institution) received by financial institutions are exempt from VAT. However, it is unclear whether interest derived from the securities traded on CIBM platform will all be exempt from VAT. This is subject to the further clarity by the relevant authority.

The Investment Manager may decide to make provisions for PRC VAT and other surtaxes on interest derived from the securities traded on CIBM platform for the Subfunds from time to time and in such methodology that the Investment Manager may decide in its discretion.

#### **Stamp duty**

No PRC Stamp Duty is expected to be imposed on non-tax resident holders of government and corporate bonds, either upon issuance or upon a subsequent transfer of such bonds.

**Risks associated with investments via Bond Connect**

Launched in 2017, Bond Connect is an initiative for mutual access to the bond markets of Hong Kong and the Chinese mainland via a cross border platform. Via the northbound trading of Bond Connect, eligible foreign investors can invest in the Chinese interbank market (“CIBM”). Northbound trading is not suitable for citizens PRC.

*Overview of Bond Connect*

Bond Connect is a scheme allowing mutual access to the bond markets of Hong Kong and the Chinese mainland and was set up by China Foreign Exchange Trade System & National Interbank Funding Centre, China Central Depository & Clearing Co. Ltd, Shanghai Clearing House (hereinafter referred to together as “financial infrastructure institutions on the mainland”), as well as the HKEx and Central Moneymarkets Unit (hereinafter referred to together as “financial infrastructure institutions in Hong Kong”). The PRC bond market primarily comprises the CIBM. Northbound trading enables eligible foreign investors to invest in the CIBM via Bond Connect. Northbound trading is subject to the current political framework with regard to the participation of foreign investors in the CIBM. No investment allocation will be set for northbound trading.

According to the current regulations on the Chinese mainland, eligible foreign investors who wish to invest in the CIBM via Bond Connect may do so through an offshore custodian approved by the Hong Kong Monetary Authority (“HKMA”), which is responsible for opening an account with the relevant onshore custodian approved by the People’s Bank of China (“PBOC”).

The risks associated with Bond Connect are currently difficult to evaluate. Material risks include (list not exhaustive):

*General risks associated with Bond Connect*

Due to market volatility and potential liquidity shortages caused by low trading volumes for certain debt instruments on the CIBM, prices for certain debt instruments traded on this market can fluctuate considerably. Subfunds that invest in these markets are therefore subject to liquidity and volatility risk. Bid/ask spreads for prices of these securities can thus be substantial. Accordingly, considerable trading and settlement costs can therefore arise for the subfunds concerned, and they can even suffer losses upon the sale of these investments. In addition, a subfund carrying out a transaction on the CIBM may be exposed to risks associated with settlement procedures as well as counterparty default. It is possible that the counterparty which entered into a transaction with the subfund concerned will not meet its obligation to settle the transaction by failing to deliver the security concerned or by failing to pay the amount due.

Due to the need to open an account for investments in the CIBM via Bond Connect through an offshore custodian, the subfund concerned is exposed to the risk of default or error on the part of the offshore custodian.

Bond Connect is subject to regulatory risks. The relevant guidelines and directives for investments via Bond Connect are subject to potentially retroactive changes. If the relevant Chinese authorities suspend account-opening or trading via Bond Connect, the ability of the subfund concerned to invest in the CIBM via Bond Connect is restricted. This may have a negative impact on the performance of the subfund, since it may potentially need to sell its positions in the CIBM. The subfund concerned could suffer significant losses as a result.

*Risks in connection with taxation on the Chinese mainland*

In accordance with the circular Caishui 2018 No. 108, which was jointly issued on November 7, 2018 by the Ministry of Finance and the administration of taxation, overseas institutional investors that invest in Chinese bonds via Bond Connect in the period from November 7, 2018 to November 6, 2021 are exempt from withholding tax and sales tax on coupon income from such bonds. However, there is no certainty as to what the tax situation will be after November 6, 2021. The tax authorities on the Chinese mainland could issue further requirements in future, and these could potentially be applied retroactively. In light of the uncertainty surrounding the future taxation of gains or earnings from the subfunds’ investments on the Chinese mainland, the fund management company reserves the right to subject these gains or earnings to withholding tax and to retain the tax for the account of the subfunds.

*Risks in connection with the exercising of creditor rights*

The rights and claims of the subfunds in respect of CIBM bonds are exercised by the Central Moneymarkets Unit, which exercises its rights as “nominee” for the Bond Connect securities. The Bond Connect program generally involves the concept of a “nominee” in the same way as the Stock Connect program. The precise nature and rights of an investor who invests via northbound trading and becomes a beneficial owner of Bond Connect securities are not precisely defined under Chinese law. Nor is it possible to determine beyond doubt the precise nature of the rights and claims enshrined in the legislation of the Chinese mainland of investors who invest via northbound trading or the methods for

enforcing these rights and claims. With regard to the specific rights and claims in respect of China Connect securities that can only be exercised or pursued through the relevant courts on the Chinese mainland, it is unclear whether these rights can actually be enforced, as the nominee is not obliged to initiate a lawsuit or other legal proceedings on the Chinese mainland or elsewhere in order to enforce the rights of investors in respect of Bond Connect securities.

*Risk in connection with the disclosure of participations*

According to the requirements that apply in respect of disclosure of participations on the Chinese mainland, the subfund is subject to the risk of its participations having to be disclosed in the event of it becoming a major creditor in relation to a CIBM bond. As a result, the participations of the subfund may become publicly known, which may in turn have repercussions for the subfund’s performance.

**Hedged Share Class Risk**

The hedging strategy applied to hedged Share Classes may vary from one Subfund to another. Each Subfund will apply a hedging strategy which aims to reduce currency risk between the Reference Currency of the respective Subfund and the nominal currency of the hedged Share Class while taking various practical considerations into account. The hedging strategy aims to reduce, but may not totally eliminate, currency exposure.

Investors should note that there is no segregation of liabilities between the individual Share Classes within a Subfund. Whilst the Investment Managers have implemented policies and procedures to mitigate any contagion risk arising from transactions that have the aim of hedging currencies for single Share Classes of a Subfund, such risk cannot be fully eliminated. Accordingly, there is a risk that under certain circumstances, hedging transactions in relation to a hedged Share Class could result in liabilities affecting the Net Asset Value of the other Share Classes of the same Subfund. Any risk introduced through the transactions with the aim of hedging currencies for single Share Classes of a Subfund or any administrative costs caused by the necessity for additional risk management will only be borne by the investors in the respective Share Class in the event of materialization.

**Clearing and Settlement Procedures**

Different markets also have different clearing and settlement procedures. Delays in settlement may result in a portion of the assets of a Subfund remaining temporarily uninvested and no return is earned thereon. The inability of the Company to make intended security purchases due to settlement problems could cause a Subfund to miss attractive investment opportunities. The inability to dispose of portfolio securities due to settlement problems could result either in losses to a Subfund due to subsequent declines in value of the portfolio security or, if a Subfund has entered into a contract to sell the security, could result in possible liability to the purchaser.

**Investment Countries**

The issuers of fixed income securities and the companies, the shares of which are purchased, are generally subject to different accounting, auditing and financial reporting standards in the different countries of the world. The volume of trading, volatility of prices and liquidity of issuers may vary from one market or country to another. In addition, the level of government supervision and regulation of securities exchanges, securities dealers and listed and unlisted companies is different throughout the world. The laws and regulations of some countries may restrict the Company’s ability to invest in securities of certain issuers located in those countries.

**Concentration on certain Countries/Regions**

Where a Subfund restricts itself to investing in securities of issuers located in a particular country or group of countries, such concentration will expose the Subfund to the risk of adverse social, political or economic events which may occur in that country or countries.

The risk increases if the country in question is an emerging market. Investments in such Subfunds are exposed to the risks which have been described; these may be exacerbated by the special factors pertaining to this emerging market.

**Investments in Emerging Countries**

Investors should note that certain Subfunds may invest in less developed or emerging markets. Investing in emerging markets may carry a higher risk than investing in developed markets.

The securities markets of less developed or emerging markets are generally smaller, less developed, less liquid and more volatile than the securities markets of developed markets. In addition, there may be a higher than usual risk of political, economic, social and religious instability and adverse changes in government regulations and laws in less developed or emerging markets, which could affect the investments in those countries. The assets of Subfunds investing in such markets, as well as the income derived from the Subfund, may also be

effected unfavorably by fluctuations in currency rates and exchange control and tax regulations and consequently the Net Asset Value of Shares of these Subfunds may be subject to significant volatility. Also, there might be restrictions on the repatriation of the capital invested.

Some of these markets may not be subject to accounting, auditing and financial reporting standards and practices comparable to those of more developed countries and the securities markets of such markets may be subject to unexpected closure. In addition, there may be less government supervision, legal regulation and less well-defined tax laws and procedures than in countries with more developed securities markets.

Moreover, settlement systems in emerging markets may be less well-organized than in developed markets. Thus, there may be a risk that settlement may be delayed and that cash or securities of the concerned Subfunds may be in jeopardy because of failures or of defects in the systems. In particular, market practice may require that payment shall be made prior to receipt of the security which is being purchased or that delivery of a security must be made before payment is received. In such cases, default by a broker or bank through whom the relevant transaction is effected might result in a loss being suffered by the Subfunds investing in emerging market securities.

It must also be borne in mind that companies are selected regardless of their market capitalization, sector or geographical location. This may lead to a concentration in geographical or sector terms.

Subscriptions in the relevant Subfunds are thus only suitable for investors who are fully aware of, and able to bear, the risks related to this type of investment.

#### Industry/Sector Risk

The Subfunds may invest in specific industries or sectors or a group of related industries. These industries or sectors may, however, be affected by market or economic factors, which could have a major effect on the value of the Subfunds' investments.

#### Securities Lending

Securities lending transactions involve counterparty risk, including the risk that the lent securities may not be returned or returned in a timely manner, thereby restricting the ability of the Subfund to meet delivery obligations under security sales. Should the borrower of securities fail to return the securities lent by a Subfund, there is a risk that the collateral received may be realized at a lower value than the securities lent, whether due to inaccurate pricing of the collateral, adverse market movements, decrease in the credit rating of the issuer of the collateral or the illiquidity of the market in which the collateral is traded which could adversely impact the performance of the Subfund.

The affiliate of UBS Group which acts as securities lending principal on behalf of the Subfunds, acts as the exclusive principal borrower and counterparty for securities lending transactions. It may engage in activities that might result in conflicts of interests with adverse effect on the performance of the Subfund. In such circumstances, Credit Suisse (Schweiz) AG has undertaken to use its reasonable endeavours to resolve any such conflicts of interest fairly (having regard to its respective obligations and duties) and to ensure that the interests of the Company and the Shareholders are not unfairly prejudiced.

#### Total Return Swaps

A TRS is an OTC derivative contract in which the total return payer transfers the total economic performance, including income from interest and fees, gains and losses from price movements, and credit losses, of a reference obligation to the total return receiver. In exchange, the total return receiver either makes an upfront payment to the total return payer, or makes periodic payments based on set rate which can be either fixed or variable. A TRS thus typically involves a combination of market risk and interest rate risk, as well as counterparty risk.

In addition, due to the periodic settlement of outstanding amounts and/or periodic margin calls under the relevant contractual agreements, a counterparty may, under unusual market circumstances, have insufficient funds available to pay the amounts due. Moreover, each TRS is a bespoke transaction among others with respect to its reference obligation, duration, and contractual terms, including frequency and conditions for settlement. Such lack of standardisation may adversely affect the price or conditions under which a TRS can be sold, liquidated or closed out. Any TRS therefore involves certain degree of liquidity risk.

Finally, as any OTC derivative, a TRS is a bilateral agreement which involves a counterparty which may, for any reason, not be in a position to fulfil its obligations under the TRS. Each party to the TRS is therefore exposed to counterparty risk and, if the agreement includes the use of collaterals, to the risks related to collateral management.

Investors are invited to consider the relevant risk warnings on Market Risk, Interest Rate Risk, Liquidity Risk, Counterparty Risk and Collateral Management set out in this Chapter.

#### Collateral Management

Where the Management Company on behalf of the Company enters into OTC financial derivative and/or efficient portfolio management techniques, collateral may be used to reduce counterparty risk exposure. Collateral will be treated in accordance with the Company's collateral policy as set out in Chapter 19, "Regulatory Disclosure".

The exchange of collateral involves certain risks, including operational risk related to the actual exchange, transfer and booking of collateral. Collateral received under a title transfer arrangement will be held by the Depositary Bank in accordance with the usual terms and provisions of the Depositary Bank Agreement. For other types of collateral arrangement, the collateral can be held by a third party custodian which is subject to prudential supervision, and which is unrelated to the provider of the collateral. The use of such third party custodians may involve additional operational and clearing and settlement risk, as well as counterparty risk.

Collateral received will consist of either cash or transferable securities that meet the criteria set out in the Company's collateral policy. Transferable securities received as collateral are subject to market risk. The Management Company aims to manage this risk by applying appropriate haircuts, valuing collateral on a daily basis, and accepting only high quality collateral. However, some residual market risk must be expected to remain.

Non-cash collateral must be highly liquid and traded on a regulated market or multilateral trading facility with transparent pricing in order that it can be sold quickly at a price that is close to pre-sale valuation. However, in adverse market circumstances, the market for certain types of transferable securities may be illiquid and, in extreme cases, may cease to exist. Any non-cash collateral therefore involves a certain degree of liquidity risk.

Any collateral received will not be sold, re-invested or pledged. Accordingly, no risk is expected to arise from the reuse of collateral.

Risks linked to the management of collateral will be identified, managed and mitigated in accordance with the Management Company's risk management process concerning the Company. Investors are invited to consider the relevant risk warnings on Market Risk, Counterparty Risk, Liquidity Risk and Clearing and Settlement Procedures set out in this Chapter.

#### Legal, Regulatory, Political and Tax Risk

The Management Company and the Company must at all times comply with applicable laws and regulations in each of the various jurisdictions where it is active, or where the Company makes its investments or holds its assets. Legal or regulatory constraints or changes to applicable laws and regulations may affect the Management Company or the Company, as well as the assets and liabilities of any of its Subfunds and may require a change in the investment objectives and policy of a Subfund. Substantive changes in applicable laws and regulations may make the investment objectives and policy of a Subfund more difficult or even impossible to achieve or implement, which may prompt the Management Company to take appropriate action, which may include the discontinuation of a Subfund.

The assets and liabilities of a Subfund, including but not limited to the financial derivative instruments used by the Management Company to implement that Subfund's investment objectives and policy may also be subject to change in laws or regulations and/or regulatory action which may affect their value or enforceability. In the implementation of a Subfund's investment objectives and policy, the Management Company may have to rely on complex legal agreements, including but not limited to master agreements for financial derivatives agreements, confirmations and collateral arrangements and securities lending agreements. Such agreements may be drawn up by industry bodies established outside of the Grand Duchy of Luxembourg and subject to foreign laws, which may imply an additional element of legal risk. Whilst the Management Company will ensure that it receives appropriate advice from reputable legal counsel, it cannot be excluded that such complex legal agreements, whether governed by domestic or foreign laws, may be held unenforceable by a competent court due to legal or regulatory developments or for any other reason.

Recently, the global economic environment has been characterised by an increase in political risk in both developed and developing countries. The performance of the Subfunds or an investor's possibility to purchase, sell or redeem Shares may be adversely affected by market disruption due in particular to changes in general economic conditions and uncertainties caused by political developments such as the results of popular votes or referenda, changes in economic policy, the rescinding of free trade agreements, adverse developments in diplomatic relations, increased military tension, active armed conflict, changes in government agencies or policies, the imposition of Sanctions (as defined below) and/or restrictions on the transfer of capital and changes in the industrial and financial outlook in general.

Changes in tax laws or fiscal policy in any country where the Management Company or the Company is active, or where a Subfund is invested or holds assets, may adversely affect the performance of a Subfund or any of its Share



Classes. Investors are invited to consider the relevant risk warning on Taxation, and to consult with their professional advisers to assess their individual tax position.

#### Armed Conflict Risk

At a future date following its investments, a Subfund may find itself in a situation where it has exposure to issuers that are based or have business operations or assets in a region where an armed conflict, caused either by state actors or by non-state actors, is occurring. As a consequence of such armed conflict, trade, payment infrastructure, control over investments and business operations may be significantly impeded, and, as such, investments in such region may suffer extensive losses. Such Subfund may suffer losses because of the adverse impact of such armed conflict on the Subfund's investments in such a region or in an issuer with either business operations or assets in such a region.

In addition, in the context of an armed conflict, the conflicted parties and/or other countries and/or international or supranational bodies may impose Sanctions, other restrictions on trade or free movement of capital and/or asset freezes, directly or indirectly related to the conflict or targeted at certain individuals, companies, public institutions, critical industrial, technological and/or financial infrastructure, currencies and/or the overall economy of one or more conflicted parties. Such Sanctions and/or other restrictions (including rating restrictions) may have a significant adverse impact on the investments of a Subfund and lead to considerable losses in value of the Subfund's assets. Sanctions may further cause the assets of a Subfund to become stranded as a result of the inability of the Subfund to value such assets and/or to sell such assets due to their unanticipated or premature economic depreciation. The scope of Sanctions and/or other restrictions may be very broad and their practical implementation and monitoring may be challenging. Any failure to fully implement and abide by any applicable Sanctions and/or other restrictions may cause additional financial and/or reputational damage to the Subfund or its assets.

#### Taxation

The proceeds from the sale of securities in some markets or the receipt of any dividends and other income may be or may become subject to tax, levies, duties or other fees or charges imposed by the authorities in that market, including taxation levied by withholding at source.

It is possible that the tax law (and/or the current interpretation of the law) as well as the practice in countries, into which the Subfunds invest or may invest in the future, might change. As a result, the Company could become subject to additional taxation in such countries that is not anticipated either at the date of this Prospectus or when investments are made, valued or disposed of.

#### FATCA

The Company may be subject to regulations imposed by foreign regulators, in particular the Foreign Account Tax Compliance provisions of the Hiring Incentives to Restore Employment Act (commonly known as "FATCA"). FATCA provisions generally impose a reporting to the U.S. Internal Revenue Service of non-U.S. financial institutions that do not comply with FATCA and U.S. persons' (within the meaning of FATCA) direct and indirect ownership of non-U.S. accounts and non-U.S. entities. Failure to provide the requested information will lead to a 30% withholding tax applying to certain U.S. source income (including dividends and interest) and gross proceeds from the sale or other disposal of property that can produce U.S. source interest or dividends.

Under the terms of FATCA, the Company will be treated as a Foreign Financial Institution (within the meaning of FATCA). As such, the Company may require all investors to provide documentary evidence of their tax residence and all other information deemed necessary to comply with the abovementioned regulations. Should the Company become subject to a withholding tax as a result of FATCA, the value of the Shares held by all Shareholders may be materially affected.

The Company and/or its Shareholders may also be indirectly affected by the fact that a non U.S. financial entity does not comply with FATCA regulations even if the Company satisfies with its own FATCA obligations.

Despite anything else herein contained, the Company shall have the right to:

- withhold any taxes or similar charges that it is legally required to withhold by applicable laws and regulations in respect of any shareholding in the Company;
- require any Shareholder or beneficial owner of the Shares to promptly furnish such personal data as may be required by the Company in its discretion in order to comply with applicable laws and regulations and/or to promptly determine the amount of withholding to be retained;
- divulge any such personal information to any tax authority, as may be required by applicable laws or regulations or requested by such authority; and
- delay payments of any dividend or redemption proceeds to a Shareholder until the Company holds sufficient information to comply with applicable laws and regulations or determine the correct amount to be withheld.

#### Common Reporting Standard

The Company may be subject to the Standard for Automatic Exchange of Financial Account Information in Tax matters (the "Standard") and its Common Reporting Standard (the "CRS") as set out in the Luxembourg law dated 18 December 2015 implementing Council Directive 2014/107/EU of 9 December 2014 as regards mandatory automatic exchange of information in the field of taxation (the "CRS Law").

Under the terms of the CRS Law, the Company is to be treated as a Luxembourg Reporting Financial Institution. As such, as of 30 June 2017 and without prejudice to other applicable data protection provisions, the Company will be required to annually report to the Luxembourg tax authority personal and financial information related, inter alia, to the identification of, holdings by and payments made to (i) certain shareholders as per the CRS Law (the "Reportable Persons") and (ii) Controlling Persons of certain non-financial entities ("NFEs") which are themselves Reportable Persons. This information, as exhaustively set out in Annex I of the CRS Law (the "Information"), will include personal data related to the Reportable Persons.

The Company's ability to satisfy its reporting obligations under the CRS Law will depend on each Shareholder providing the Company with the Information, along with the required supporting documentary evidence. In this context, the Shareholders are hereby informed that, as data controller, the Company will process the Information for the purposes as set out in the CRS Law. The Shareholders undertake to inform their Controlling Persons, if applicable, of the processing of their Information by the Company.

The term "Controlling Person" means in the present context any natural persons who exercise control over an entity. In the case of a trust it means the settlor(s), the trustee(s), the protector(s) (if any), the beneficiary(ies) or class(es) of beneficiaries, and any other natural person(s) exercising ultimate effective control over the trust, and in the case of a legal arrangement other than a trust, persons in equivalent or similar positions. The term "Controlling Persons" must be interpreted in a manner consistent with the Financial Action Task Force Recommendations.

The Shareholders are further informed that the Information related to Reportable Persons within the meaning of the CRS Law will be disclosed to the Luxembourg tax authority annually for the purposes set out in the CRS Law. In particular, Reportable Persons are informed that certain operations performed by them will be reported to them through the issuance of statements, and that part of this information will serve as a basis for the annual disclosure to the Luxembourg tax authority.

Similarly, the Shareholders undertake to inform the Company within thirty (30) days of receipt of these statements should any included personal data be not accurate. The Shareholders further undertake to immediately inform the Company of, and provide the Company with all supporting documentary evidence of any changes related to the Information after occurrence of such changes.

Any Shareholder that fails to comply with the Company's Information or documentation requests may be held liable for penalties imposed on the Company and attributable to such shareholder's failure to provide the Information.

#### Sanctions

Certain countries or designated persons or entities may, from time to time, be subject to sanctions and other restrictive measures imposed by states or supranational authorities (for example, but not limited to, the European Union or the United Nations), or their agencies (collectively, "Sanctions").

Sanctions may be imposed among others on foreign governments, state-owned enterprises, sovereign wealth funds, specified companies or economic sectors, as well as non-state actors or designated persons associated with any of the foregoing. Sanctions may take different forms, including but not limited to trade embargoes, prohibitions or restrictions to conduct trade or provide services to targeted countries or entities, as well as seizures, asset freezes and/or the prohibition to provide or receive funds, goods or services to or from designated persons.

Sanctions may adversely affect companies or economic sectors in which the Company, or any of its Subfunds, may from time to time invest. The Company could experience, among others, a decrease in value of securities of any issuer due to the imposition of Sanctions, whether directed towards such issuer, an economic sector in which such issuer is active, other companies or entities with which such issuer conducts business, or towards the financial system of a certain country. Because of Sanctions, the Company may be forced to sell certain securities at unattractive prices, at inopportune moments and/or in unfavourable circumstances where it may not have done so in the absence of Sanctions. Even though the Company will make reasonable efforts, acting in the best interest of the investors, to sell such securities under optimal conditions, such forced sales could potentially result in losses for the Subfunds concerned. Depending on the circumstances, such losses could be considerable. The Company may also experience adverse consequences due to an asset freeze or other restrictive

measures directed at other companies, including but not limited to any entity that serves as a counterparty to derivatives, or as a sub-custodian, paying agent or other service provider to the Company or any of its Subfunds. The imposition of Sanctions may require the Company to sell securities, terminate ongoing agreements, lose access to certain markets or essential market infrastructure, cause some or all of a Subfund's assets to become unavailable, freeze cash or other assets belonging to the Company and/or adversely affect the cash flows associated with any investment or transaction.

The Company, the Management Company, the Depositary Bank, the Investment Manager and any other members from the UBS Group (collectively, the "Fund Parties") are required to comply with all applicable sanctions laws and regulations in the countries in which the Fund Parties conduct business (recognizing that certain of the sanctions regimes have implications for cross-border or foreign activities) and will implement the necessary policies and procedures to this effect (collectively, "Sanctions Policies"). The Shareholders should note that these Sanctions Policies will be developed by the Fund Parties in their discretion and best judgment and may involve protective or preventive measures that go beyond the strict requirements of applicable laws and regulations imposing any Sanctions, which may further negatively impact the investments of the Company.

## 8. Net Asset Value

Unless otherwise specified in Chapter 23, "Subfunds", the Net Asset Value of the Shares of each Subfund shall be calculated in the Reference Currency of the respective Subfund and shall be determined under the responsibility of the Company's Board of Directors in Luxembourg on each Banking Day on which banks are open all day for business in Luxembourg (each such day being referred to as a "Valuation Day").

In case the Valuation Day is not a full Banking Day in Luxembourg, the Net Asset Value of that Valuation Day will be calculated on the next following Banking Day. If a Valuation Day falls on a day which is a holiday in countries whose stock exchanges or other markets are decisive for valuing the majority of a Subfund's assets, the Company may decide, by way of exception, that the Net Asset Value of the Shares in this Subfund will not be determined on such days.

For determining the Net Asset Value, the assets and liabilities of the Company shall be allocated to the Subfunds (and to the individual Share Classes within each Subfund), the calculation is carried out by dividing the Net Asset Value of the Subfund by the total number of Shares outstanding for the relevant Subfund or the relevant Share Class. If the Subfund in question has more than one Share Class, that portion of the Net Asset Value of the Subfund attributable to the particular Class will be divided by the number of issued Shares of that Class.

The Net Asset Value of an Alternate Currency Class shall be calculated first in the Reference Currency of the relevant Subfund. The Net Asset Value of the Alternate Currency Class shall be calculated through conversion at the mid-market rate between the Reference Currency and the Alternate Currency of the relevant Share Class. The Net Asset Value of the Alternate Currency Class will in particular reflect the costs and expenses incurred for the currency conversion in connection with the subscription, redemption and conversion of Shares in this Class and for hedging the currency risk.

Unless otherwise specified in Chapter 23, "Subfunds", the assets of each Subfund shall be valued as follows:

- a) Securities which are listed or regularly traded on a stock exchange shall be valued at the last available traded price. If such a price is not available for a particular trading day, the mid-price (the mean of the bid and ask prices) or alternatively the bid price may be taken as a basis for the valuation.
- b) If a security is traded on several stock exchanges, the valuation shall be made by reference to the exchange which is the main market for this security.
- c) If a security is traded on a secondary market with regulated trading among securities dealers (with the effect that the price reflects market conditions), the valuation may be based on this secondary market.
- d) Securities traded on a regulated market shall be valued in the same way as those listed on a stock exchange.
- e) Securities that are not listed on a stock exchange and are not traded on a regulated market shall be valued at their last available market price. If no such price is available, the Company shall value these securities in accordance with other criteria to be established by the Board of Directors and on the basis of the probable sales price, the value of which shall be estimated with due care and in good faith.
- f) Derivatives shall be treated in accordance with the above. OTC swap transactions will be valued on a consistent basis based on bid, offer or mid prices as determined in good faith pursuant to procedures established by the Board of Directors. If, in the opinion of the Board of Directors, such values do not reflect the fair market value of the relevant OTC swap transactions, the value of such OTC swap transactions will be determined in good faith by the Board of Directors or by such other method as it deems in its discretion appropriate.

- g) The valuation price of a money market instrument which has a maturity or remaining term to maturity of less than 397 days and does not have any specific sensitivity to market parameters, including credit risk, shall, based on the net acquisition price or on the price at the time when the investment's remaining term to maturity falls below 3 months, be progressively adjusted to the repayment price while keeping the resulting investment return constant. In the event of a significant change in market conditions, the basis for the valuation of different investments shall be brought into line with the new market yields.
- h) Units or shares of UCITS or other UCIs shall be valued on the basis of their most recently calculated Net Asset Value, where necessary by taking due account of the redemption fee. Where no Net Asset Value and only buy and sell prices are available for units or shares of UCITS or other UCI, the units or shares of such UCITS or other UCIs may be valued at the mean of such buy and sell prices.
- i) Fiduciary and fixed-term deposits shall be valued at their respective nominal value plus accrued interest.

The amounts resulting from such valuations shall be converted into the Reference Currency of each Subfund at the prevailing mid-market rate. Foreign exchange transactions conducted for the purpose of hedging currency risks shall be taken into consideration when carrying out this conversion.

If a valuation in accordance with the above rules is rendered impossible or incorrect due to particular or changed circumstances, the Company's Board of Directors shall be entitled to use other generally recognized and auditable valuation principles in order to reach a proper valuation of the Subfund's assets and as a measure to prevent the practices relating to market timing.

Investments which are difficult to value (in particular those which are not listed on a secondary market with a regulated price-setting mechanism) are valued on a regular basis using comprehensible, transparent criteria. For the valuation of private equity investments, the Company may use the services of third parties which have appropriate experience and systems in this area. The Company's Board of Directors and the auditor shall monitor the comprehensibility and transparency of the valuation methods and their application.

The Net Asset Value of a Share shall be rounded up or down, as the case may be, to the next smallest unit of the Reference Currency which is currently used, unless otherwise specified in Chapter 23, "Subfunds".

The Net Asset Value of one or more Subfunds may also be converted into other currencies at the mid-market rate should the Company's Board of Directors decide to effect the issue and redemption of Shares in one or more other currencies. Should the Board of Directors determine such currencies, the Net Asset Value of the respective Shares in these currencies shall be rounded up or down to the next smallest unit of currency.

In exceptional circumstances, further valuations may be carried out on the same day; such valuations will be valid for any applications for subscription and/or redemption subsequently received.

The total Net Asset Value of the Company shall be calculated in Swiss francs.

### Adjustment of the Net Asset Value (Single Swing Pricing)

In order to protect existing Shareholders and subject to the conditions set out in Chapter 23, "Subfunds", the Net Asset Value per Share Class of a Subfund may be adjusted upwards or downwards by a maximum percentage ("swing factor") indicated in Chapter 23, "Subfunds", in the event of a net surplus of subscription or redemption applications on a particular Valuation Day. In such case the same Net Asset Value applies to all incoming and outgoing investors on that particular Valuation Day.

The adjustment of the Net Asset Value aims to cover in particular but not exclusively transaction costs, tax charges and bid/offer spreads incurred by the respective Subfund due to subscriptions, redemptions and/or conversions in and out of the Subfund. Existing Shareholders would no longer have to indirectly bear these costs, since they are directly integrated into the calculation of the Net Asset Value and hence, are borne by incoming and outgoing investors.

The Net Asset Value may be adjusted on every Valuation Day on a net deal basis. The board of directors of the Management Company has established a Swing Pricing Committee ("SPC") to ensure the proper governance and administration of the Single Swing Pricing process.

The SPC is composed of members with relevant skills, a minimum of three of them being members of the Management Company. The SPC operates within appropriate terms of reference which are documented in a swing pricing policy covering the composition and responsibilities of the SPC, the meeting frequency and the reporting requirements. The SPC meets quarterly, or on an ad-hoc basis, as required. The SPC monitors market conditions and adjusts the swing factor as it considers necessary or appropriate in the best interest of the Company and its investors. The Board of Directors of the Company can set a threshold (net capital flows that needs to be exceeded) to apply the adjustment to the Net Asset Value. Shareholders should note that the performance calculated on the basis of the

adjusted Net Asset Value might not reflect the true portfolio performance as a consequence of the adjustment of the Net Asset Value.

## 9. Expenses and Taxes

### i. Taxes

The following summary is based on the laws and practices currently applicable in the Grand Duchy of Luxembourg and is subject to changes thereto.

Unless otherwise specified in Chapter 23, "Subfunds", the Company's assets are subject to a tax ("taxe d'abonnement") in the Grand Duchy of Luxembourg of 0.05% p.a., payable quarterly. In the case of Share Classes that may only be acquired by institutional investors (pursuant to Article 174 (2) c) of the Law of December 17, 2010), this tax rate is 0.01% p.a. The Net Asset Value of each Subfund at the end of each quarter is taken as the basis for calculation.

The Company is not subject to corporate income tax, municipal business tax and net wealth tax in Luxembourg.

Dividends, interest, income and gains received by the Company on its investments may be subject to non-recoverable withholding tax or other taxes in the countries of origin.

According to the legislation currently in force in Luxembourg, Shareholders are not required to pay any income, gift, inheritance or other taxes in Luxembourg unless they are resident or domiciled in Luxembourg or maintain a permanent establishment there.

The tax consequences will vary for each investor in accordance with the laws and practices currently in force in a Shareholder's country of citizenship, residence or temporary domicile, and in accordance with his or her personal circumstances.

Investors should therefore ensure they are fully informed in this respect and should, if necessary, consult their own financial advisers.

### ii. Expenses

Apart from the above-mentioned "taxe d'abonnement", the Company shall bear the costs specified below, unless otherwise specified in Chapter 23, "Subfunds":

- a) All taxes which may be payable on the assets, income and expenses chargeable to the Company;
- b) All costs of buying and selling securities and other assets including inter alia standard brokerage, clearing account maintenance fees, fees charged by clearing platforms, bank charges and costs related to continuous linked settlement (CLS);
- c) A monthly management fee for the Management Company, payable at the end of each month, based on the average daily Net Asset Values of the relevant Share Classes during that month. The management fee may be charged at different rates for individual Subfunds and Share Classes within a Subfund or may be waived in full. Charges incurred by the Management Company in relation to the provision of investment management shall be paid out of the management fee. Further details of the management fees are included in Chapter 2, "Summary of Share Classes".
- d) Fees payable to the Depository Bank, which are charged at rates agreed from time to time with the Company on the basis of usual market rates prevailing in Luxembourg, and which are based on the net assets of the respective Subfund or the value of transferable securities and other assets held or determined as a fixed sum; the fees payable to the Depository Bank may not exceed 0.10% p.a. although in certain cases the transaction fees and the fees of the Depository Bank's correspondents may be charged additionally;
- e) An annual FX hedging fee of up to 0.10% p.a. payable to the FX Hedging Agent is charged to the Alternate Currency Classes of the Subfunds, as set out in Chapter 2, "Summary of Share Classes" and Chapter 5, "Investment in CS Investment Funds 1". The FX hedging fee is calculated on a *pro rata temporis* basis on the basis of the average net assets of the relevant Alternate Currency Class upon calculation of its net asset value. Margins / spreads charged by the FX counterparties are not covered by the FX hedging fee.
- f) Fees payable to the paying agents (in particular, a coupon payment commission), transfer agents and the authorized representatives in the countries of registration;
- g) Any fees payable to providers of domiciliary services;
- h) All other charges incurred for sales activities and other services rendered to the Company but not mentioned in the present section; for certain Share Classes these fees may be borne in full or in part by the Management Company;
- i) Fees incurred for collateral management in relation to derivative transactions;
- j) Expenses, including those for legal and tax advice, which may be incurred by the Company, the Investment Manager or the Depository Bank through of measures taken on behalf of the Shareholders (such as legal and other fees associated with transactions on behalf of the Company) as well as

license fees payable to licensors of certain trademarks, service marks, or indices;

- k) The cost of preparing, depositing and publishing the Articles of Incorporation and other documents in respect of the Company, including notifications for registration, PRIIPS KIDs, prospectuses or memoranda for all government authorities and stock exchanges (including local securities dealers' associations) which are required in connection with the Company or with offering the Shares; the cost of printing and distributing annual and semi-annual reports for the Shareholders in all required languages, together with the cost of printing and distributing all other reports and documents which are required by the relevant legislation or regulations (including and for the avoidance of doubt, any regulatory reporting requirement to the CSSF) of the above-mentioned authorities; the remuneration of the members of the Board of Directors and their reasonable and documented travel and out-of-pocket expenses, insurance coverage (including director/manager insurance); any license fees payable to the index providers; any fees payable to providers of risk management systems or providers of data for those risk management systems being used by the Management Company for the purpose of fulfilling regulatory requirements; the cost of book-keeping and calculating the daily Net Asset Value which may not exceed 0.10% p.a., the cost of notifications to Shareholders including the publication of prices for the Shareholders, the fees and costs of the Company's auditors and legal advisers, and all other similar administrative expenses, and other expenses directly incurred in connection with the offer and sale of Shares, including the cost of printing copies of the aforementioned documents or reports as are used in marketing the Company's Shares. The cost of advertising may also be charged.

Without prejudice to the aforesaid, unless supported by the Management Company and/or the Investment Manager, any costs and expenses incurred with respect to the realization of assets or otherwise related to the liquidation of a subfund, such as the legal, advisory, asset recovery and administrative costs of liquidation, shall be borne by the relevant Subfund in liquidation. Any such costs in relation to the liquidation of a subfund are borne by all investors holding Shares of the subfund at the time the decision to liquidate the subfund is taken by the Company.

### iii. Performance Fee

In addition to the aforementioned costs, the Company bears any performance-related fees ("Performance Fee") if specified for the respective Subfund in Chapter 2, "Summary of Share Classes" and Chapter 23, "Subfunds".

### General Information

All recurring fees shall first be deducted from investment income, then from the gains from securities transactions and then from the Company's assets. Other non-recurring fees, such as the costs for establishing the Company and (new) Subfunds or Share Classes, may be written off over a period of up to five years. The costs attributable to the individual Subfunds shall be allocated directly to them. Otherwise the costs shall be allocated among the individual Subfunds in proportion to the Net Asset Value of each Subfund.

## 10. Accounting Year

The accounting year of the Company closes on 31 October of each year.

## 11. Appropriation of Net Income and Capital Gains

### Accumulating Shares

At present, no distribution is envisaged for accumulating Share Classes of the Subfunds (see Chapter 5, "Investment in CS Investment Funds 1") and the income generated shall be used to increase the Net Asset Value of the Shares after deduction of general costs. However, within the scope of statutory provisions the Company may distribute from time to time, in whole or in part, ordinary net income and/or realized capital gains as well as all non-recurring income, after deduction of realized capital losses.

### Distributing Shares

The Board of Directors is entitled to determine the payment of dividends and decides to what extent distributions are to be made from the net investment income attributable to each distributing Share Class of the Subfund in question (see Chapter 5, "Investment in CS Investment Funds 1"). In addition, gains made on the sale of assets belonging to the Subfund may be distributed to investors. Further distributions may be made from the Subfund's assets in order to achieve an appropriate distribution ratio.

Distributions may be declared on an annual basis or at any intervals to be specified by the Board of Directors, unless otherwise specified in Chapter 23, "Subfunds".

Appropriations of the annual result as well as other distributions are proposed by the Board of Directors to the annual general meeting and are determined by the latter.

Distributions may on no account cause the Company's capital to fall below the minimum amount prescribed by law.

#### General Information

Payment of income distributions shall be made in the manner described in Chapter 5, "Redemption of Shares".

Claims for distributions which are not made within five years shall lapse and the assets involved shall revert to the respective Subfund.

## 12. Lifetime, Liquidation and Merger

The Company and the Subfunds have been established for an unlimited period, unless otherwise specified in Chapter 23, "Subfunds".

However, an extraordinary general meeting of Shareholders may dissolve the Company. To be valid, such a resolution shall require the minimum quorum prescribed by law. If the Company is liquidated, the liquidation shall be effected in accordance with Luxembourg law, the liquidator(s) named by the general meeting of Shareholders shall dispose of the Company's assets in the best interests of the Shareholders and the net liquidation proceeds of the Subfunds shall be distributed pro rata to the Shareholders of these Subfunds. A Subfund may be liquidated and Shares in the Subfund concerned may be subject to compulsory redemption based on:

- a resolution passed by the Company's Board of Directors, as the Subfund may no longer be appropriately managed within the interests of the Shareholders, or
- a resolution passed by the general meeting of Shareholders of the Subfund in question.

Any resolution passed by the Company's Board of Directors to dissolve a Subfund shall be published in accordance with Chapter 14, "Information for Shareholders". The Net Asset Value of the Shares of the relevant Subfund will be paid out on the date of the mandatory redemption of the Shares.

Any liquidation and redemption proceeds that cannot be distributed to the Shareholders at the closure of the liquidation shall be deposited with the "Caisse de Consignation" in Luxembourg until the statutory period of limitation has elapsed.

In accordance with the definitions and conditions set out in the Law of December 17, 2010, any Subfund may, either as a merging Subfund or as a receiving Subfund, be subject to mergers with another Subfund of the Company or another UCITS, on a domestic or cross-border basis. The Company itself may also, either as a merging UCITS or as a receiving UCITS be subject to cross-border and domestic mergers.

Furthermore, a Subfund may as a receiving Subfund be subject to mergers with another UCI or subfund thereof, on a domestic or cross border basis. Also, shares of any class may be divided or merged in any subfund.

In all cases, the Board of Directors of the Company will be competent to decide on the merger of subfunds resp. the division or merger in any subfund. Insofar as a merger requires the approval of the Shareholders pursuant to the provisions of the Law of December 17, 2010, the meeting of Shareholders deciding by simple majority of the votes cast by Shareholders present or represented at the meeting is competent to approve the effective date of such a merger. No quorum requirement will be applicable. Only the approval of the Shareholders of the Subfunds concerned by the merger will be required.

Mergers shall be announced at least thirty days in advance in order to enable Shareholders to request the redemption or conversion of their shares.

#### Dissolution of a Subfund - FX Hedging transactions

During the liquidation of a Subfund, the Investment Manager shall realize the assets of the Subfund in the best interest of the Investors. During such period, the Investment Manager shall no longer be bound by the investment restrictions applicable to the relevant Subfund and shall be free to suspend or cease all or part of the FX hedging transactions in relation to the Subfund's portfolio while acting in the best interest of the Investors. As far as the Share Class hedging is concerned, the Investment Manager or, if applicable, the FX hedging agent, shall maintain the FX hedging during the liquidation phase unless the Investment Manager or the Board of Directors of the Company respectively, determines that such Share Class hedging is no longer definitely in the best interest of the Investors (e.g., when the costs of hedging are expected to outweigh the benefits for Investors), in which case the Investment Manager or, if applicable, the FX hedging agent, shall cease the FX hedging.

#### Dissolution of a Share Class

In case the value of a Share Class has fallen below, or has failed to reach, a level which the Board of Directors considers to be the minimum required for the economically efficient management of that Share Class, the Board of Directors

may decide to terminate or deactivate that Share Class in accordance with the relevant provisions of the Articles of Incorporation.

Where applicable, the Single Swing Pricing mechanism described in Chapter 8 shall apply.

## 13. General Meetings

The Annual General Meeting ("AGM") of Shareholders is held in Luxembourg on the second Thursday of April of each year at 11 a.m. (Central European Time). If this date is not a Banking Day in Luxembourg, the AGM will take place on the next Banking Day.

Generally, notices of all general meetings will be sent either to the holders of registered Shares by registered mail or by any means of communication individually accepted by the holders of registered shares at least eight calendar days prior to the meeting at their addresses shown in the register of Shareholders. Meetings of the Shareholders of a particular Subfund may only pass resolutions relating to that Subfund.

## 14. Information for Shareholders

Information about the launch of new Subfunds may be obtained from the Company and the Distributors.

The audited annual reports shall be made available to Shareholders free of charge at the registered office of the Company, at the paying agents, information agents and Distributors, within four months after the close of each accounting year.

Unaudited semi-annual reports shall be made available in the same way within two months of the end of the accounting period to which they refer.

Other information regarding the Company, as well as the issue and redemption prices of the Shares may be obtained on any Banking Day at the Company's registered office.

When applicable, registered Shareholders shall be informed in writing or by any other means of communication individually accepted by the Shareholders.

Further, all notices to Shareholders, including any information relating to a suspension of the calculation of the Net Asset Value, shall be announced online at [www.credit-suisse.com](http://www.credit-suisse.com) and, if required, be published in the RESA and/or in various newspapers. The Net Asset Value shall be published daily on the Internet at [www.credit-suisse.com](http://www.credit-suisse.com) and may be published in various newspapers.

Investors may obtain the Prospectus, the PRIIPS KID, the latest annual and semi-annual reports and copies of the Articles of Incorporation free of charge from the registered office of the Company and at [www.credit-suisse.com](http://www.credit-suisse.com).

The relevant contractual agreements as well as the Management Company's Articles of Incorporation are available for inspection at the Company's registered offices during normal business hours.

## 15. Management Company

The Company has designated Credit Suisse Fund Management S.A. to act as its Management Company. Credit Suisse Fund Management S.A. was incorporated in Luxembourg as CSAM Invest Management Company on 9 December 1999 as a joint-stock company for an indefinite period and is registered at the Luxembourg Trade and Companies Register under no. B 72 925. The Management Company has its registered office in Luxembourg, at 5, rue Jean Monnet. Its capital, on the date of this prospectus, is CHF 250.000. The share capital of the Management Company is held by Credit Suisse Asset Management & Investor Services (Schweiz) Holding AG which is an affiliate of UBS Group.

The Management Company is subject to the provisions of Chapter 15 of the Law of December 17, 2010 and also manages other undertakings for collective investment.

## 16. Investment Managers and Sub-Investment Manager

The Company's Board of Directors is responsible for investing the Subfunds' assets. The Board of Directors has appointed the Management Company to implement the Subfunds' investment policy on a day-to-day basis.

In order to implement the policy of each Subfund, the Management Company may delegate, under its permanent supervision and responsibility, the management of the assets of the Subfunds to one or more Investment Managers. Pursuant to the investment management agreement, the Investment Manager has discretion, on a day-to-day basis and subject to the overall control and ultimate responsibility of the Management Company, to purchase and sell securities and otherwise to manage the relevant Subfund's portfolio.

The Investment Manager(s) for the respective Subfunds are indicated in Chapter 23, "Subfunds". The Management Company may at any time appoint an Investment Manager other than the one/s named in Chapter 23, "Subfunds", or may terminate the relation with any of the Investment Manager/s. The investors of such Subfund will be informed and the Prospectus will be modified accordingly.

The Investment Manager may appoint, under its responsibility and control and at its own cost, affiliates within the UBS Group as sub-investment managers. The

Investment Manager's liability shall not be affected by the fact that it has delegated portfolio management functions and duties to sub-investment manager(s).

## 17. Depository Bank

Pursuant to a depository and paying agent services agreement (the "Depository Bank Agreement"), Credit Suisse (Luxembourg) S.A. has been appointed as depository bank of the Company (the "Depository Bank"). The Depository Bank will also provide paying agent services to the Company.

Credit Suisse (Luxembourg) S.A. is a public limited company (société anonyme) under the laws of Luxembourg incorporated for an unlimited duration. Its registered and administrative offices are at 5, rue Jean Monnet, L-2180 Luxembourg, Grand Duchy of Luxembourg. It is licensed to engage in all banking operations under Luxembourg law.

The Depository Bank has been appointed for the safe-keeping of the assets of the Company in the form of custody of financial instruments, the record keeping and verification of ownership of other assets of the Company as well as for the effective and proper monitoring of the Company's cash flows in accordance with the provisions of the Law of 17 December 2010 and the Depository Bank Agreement.

In addition, the Depository Bank shall also ensure that (i) the sale, issue, repurchase, redemption and cancellation of Shares are carried out in accordance with Luxembourg law and the Articles of Incorporation; (ii) the value of the Shares is calculated in accordance with Luxembourg law and the Articles of Incorporation; (iii) the instructions of the Management Company or the Company are carried out, unless they conflict with applicable Luxembourg law and/or the Articles of Incorporation; (iv) in transactions involving the Company's assets any consideration is remitted to the Company within the usual time limits; and (v) the Company's incomes are applied in accordance with Luxembourg law and the Articles of Incorporation.

In compliance with the provisions of the Depository Bank Agreement and the Law of 17 December 2010, the Depository Bank may, subject to certain conditions and in order to effectively conduct its duties, delegate part or all of its safe-keeping duties in relation to financial instruments that can be held in custody and that are duly entrusted to the Depository Bank for custody purposes to one or more sub-custodian(s), and/or in relation to other assets of the Company all or part of its duties regarding the record keeping and verification of ownership to other delegates, as they are appointed by the Depository Bank from time to time. The Depository Bank shall exercise all due skill, care and diligence as required by the Law of 17 December 2010 in the selection and the appointment of any sub-custodian and/or other delegate to whom it intends to delegate parts of its tasks and has to continue to exercise all due skill, care and diligence in the periodic review and ongoing monitoring of any sub-custodian and/or other delegate to which it has delegated parts of its tasks as well as of the arrangements of the sub-custodian and/or other delegate in respect of the matters delegated to it. In particular, any delegation of custody tasks may only occur when the sub-custodian, at all times during the performance of the tasks delegated to it, segregates the assets of the Company from the Depository Bank's own assets and from assets belonging to the sub-custodian in accordance with the Law of 17 December 2010.

As a matter of principle the Depository Bank does not allow its sub-custodians to make use of delegates for the custody of financial instruments unless further delegation by the sub-custodian has been agreed by the Depository Bank. To the extent, sub-custodians are accordingly entitled to use further delegates for the purpose of holding financial instruments of the Company or Subfunds that can be held in custody, the Depository Bank will require the sub-custodians to comply for the purpose of such sub-delegation with the requirements set forth by applicable laws and regulations, e.g. namely in respect of asset segregation.

Prior to the appointment and/or the use of any sub-custodian for the purposes of holding financial instruments of the Company or Subfunds, the Depository Bank analyses - based on applicable laws and regulations as well as its conflict of interests policy - potential conflicts of interests that may arise from such delegation of safekeeping functions. As part of the due diligence process applied prior to the appointment of a sub-custodian, this analysis includes the identification of corporate links between the Depository Bank, the sub-custodian, the Management Company and/or the Investment Manager. If a conflict of interest was identified between the sub-custodians and any of the parties mentioned before, the Depository Bank would - depending on the potential risk resulting on such conflict of interest - either decide not to appoint or not to use such sub-custodian for the purpose of holding financial instruments of the Company or require changes which mitigated potential risks in an appropriate manner and disclose the managed conflict of interest to the Company's investors. Such analysis is subsequently performed on all relevant sub-custodians on a regular basis as part of its ongoing due diligence procedure. Furthermore, the Depository Bank reviews, via a specific committee, each new business case for which potential conflicts of interest may arise between the Depository Bank, the

Company, the Management Company and the Investment Manager(s) from the delegation of the safekeeping functions. As of the date of this Prospectus, the Depository Bank has not identified any potential conflict of interest that could arise from the exercise of its duties and from the delegation of its safekeeping functions to sub-custodians.

An up-to-date list of these sub-custodians along with their delegate(s) for the purpose of holding in custody financial instruments of the Company or Subfunds can be found on the webpage <https://www.credit-suisse.com/media/pb/docs/lu/privatebanking/services/list-of-credit-suisse-lux-sub-custodians.pdf> and will be made available to Shareholders and investors upon request.

The Depository Bank's liability shall not be affected by any such delegation to a sub-custodian unless otherwise stipulated in the Law of 17 December 2010 and/or the Depository Bank Agreement.

The Depository Bank is liable to the Company or its Shareholders for the loss of a financial instrument held in custody by the Depository Bank and/or a sub-custodian. In case of loss of such financial instrument, the Depository Bank has to return a financial instrument of an identical type or the corresponding amount to the Company without undue delay. In accordance with the provisions of the Law of 17 December 2010, the Depository Bank will not be liable for the loss of a financial instrument, if such loss has arisen as a result of an external event beyond its reasonable control, the consequences of which would have been unavoidable despite all reasonable efforts to the contrary.

The Depository Bank shall be liable to the Company and to the Shareholders for all other losses suffered by them as a result of the Depository Bank's negligence or intentional failure to properly fulfil its duties in accordance with applicable law, in particular the Law of 17 December 2010 and/or the Depository Bank Agreement.

The Company and the Depository Bank may terminate the Depository Bank Agreement at any time by giving ninety (90) days' notice in writing. In case of a voluntary withdrawal of the Depository Bank or of its removal by the Company, the Depository Bank must be replaced at the latest within two (2) months after the expiry of the aforementioned termination notice by a successor depository bank to whom the Company's assets are to be delivered and who will take over the functions and responsibilities of the Depository Bank. If the Company does not name such successor depository bank in time the Depository Bank may notify the CSSF of the situation. The Company will take the necessary steps, if any, to initiate the liquidation of the Company, if no successor depository bank has been appointed within two (2) months after the expiry of the aforementioned termination notice of ninety (90) days.

## 18. Central Administration

The Management Company has transferred the administration of the Company to Credit Suisse Fund Services (Luxembourg) S.A., a service company registered in Luxembourg, which belongs to UBS Group AG, and has authorized the latter in turn to delegate tasks wholly or partly to one or more third parties under the supervision and responsibility of the Management Company.

As the Central Administration, Credit Suisse Fund Services (Luxembourg) S.A., will assume all administrative duties that arise in connection with the administration of the Company, including the issue and redemption of Shares, valuation of the assets, calculation of the Net Asset Value, accounting and maintenance of the register of Shareholders.

## 19. Regulatory Disclosure

### Conflicts of Interest

The Management Company, the Investment Managers, the Central Administration, the Depository Bank, certain Distributors and other service providers or some of the counterparties of the Company are part of UBS Group AG (each an "Affiliated Person").

UBS Group AG is a worldwide, full-service private banking, investment banking, asset management and financial services organization and a major participant in the global financial markets. As such, the Affiliated Persons are active in various business activities and may have other direct or indirect interests in the financial markets in which the Company invests. The Company will not be entitled to compensation related to such business activities.

The Management Company is not prohibited to enter into any transactions with Affiliated Persons, provided that such transactions are carried out as if effected on normal commercial terms negotiated at arm's length. In such case, in addition to the management fees the Management Company or the Investment Manager earn for managing the Company, they may also have an arrangement with the issuer, dealer and/or distributor of any products entitling them to a share in the revenue from such products that they purchase on behalf of the Company.

Moreover, the Management Company or the Investment Managers are not prohibited to purchase or to provide advice to purchase any products on behalf of the Company where the issuer, dealer and/or distributor of such products is an Affiliated Person provided that such transactions are carried out in the best



interest of the Company as if effected on normal commercial terms negotiated at arm's length.

Affiliated Persons may act as counterparty and as calculation agent in respect of financial derivative contracts entered into by the Company. Investors should be aware that to the extent the Company trades with an Affiliated Person as dedicated counterparty, the Affiliated Person will make a profit from the price of the financial derivative contract which may not be the best price available in the market, irrespective of the Best Execution principles, as stated further below.

Potential conflicts of interest or duties may arise because Affiliated Persons may have invested directly or indirectly in the Company. Affiliated Persons could hold a relatively large proportion of Shares in the Company.

Employees and Directors of Affiliated Persons may hold Shares in the Company. Employees of Affiliated Persons are bound by the terms of the respective policy on personal transactions and conflicts of interest applicable to them.

In the conduct of its business the Management Company and Affiliated Persons' policy is to identify, manage and where necessary prohibit any action or transaction that may pose a conflict between the interests of Affiliated Persons' various business activities and the Company or its investors. The Affiliated Persons, as well as the Management Company strive to manage any conflicts in a manner consistent with the highest standards of integrity and fair dealing. For this purpose, both have implemented procedures that shall ensure that any business activities involving a conflict which may harm the interests of the Company or its investors, are carried out with an appropriate level of independence and that any conflicts are resolved fairly.

Such procedures include, but are not limited to the following:

- Procedure to prevent or control the exchange of information towards and between Affiliated Persons,
- Procedure to ensure that any voting rights attached to the Company's assets are exercised in the sole interests of the Company and its investors,
- Procedures to ensure that any investment activities on behalf of the Company are executed in accordance with the highest ethical standards and in the interests of the Company and its investors,
- Procedure on management of conflicts of interest.

Notwithstanding its due care and best effort, there is a risk that the organizational or administrative arrangements made by the Management Company for the management of conflicts of interest are not sufficient to ensure with reasonable confidence, that risks of damage to the interests of the Company or its Shareholders will be prevented. In such case these non-neutralized conflicts of interest as well as the decisions taken will be reported to investors in an appropriate manner (e.g. in the notes to the financial statements of the Company or on the internet at [www.credit-suisse.com](http://www.credit-suisse.com)).

#### Complaints Handling

Investors are entitled to file complaints free of charge with the Distributor or the Management Company in an official language of their home country.

The complaints handling procedure is available free of charge on the internet at [www.credit-suisse.com](http://www.credit-suisse.com).

#### Exercise of Voting Rights

The Management Company will in principle not exercise voting rights attached to the instruments held in the Subfunds, except if it is specifically mandated by the Company to do so, and in that case, it will only exercise voting rights in certain circumstances where it believes that the exercise of voting rights is particularly important to protect the interests of Shareholders. If mandated by the Company, the decision to exercise voting rights, in particular the determination of the circumstances referred to above, is in the sole discretion of the Management Company.

Details of the actions taken will be made available to Shareholders free of charge on their request.

#### Best Execution

The Management Company acts in the best interests of the Company when executing investment decisions. For that purpose it takes all reasonable steps to obtain the best possible result for the Company, taking into account price, costs, speed, likelihood of execution and settlement, order size and nature, or any other consideration relevant to the execution of the order (best execution). The Management Company ensures a high level of diligence in the selection and ongoing monitoring of investments in the best interests of the Company and the integrity of the market. The Management Company has implemented written policies and procedures on due diligence as well effective arrangements for ensuring that investment decisions are carried out in compliance with the investment objective and investment policy of the Company, taking into consideration and adhering to applicable risk limits. Where the Investment Managers are permitted to execute transactions, they will be committed contractually to apply equivalent best execution principles, if they are not already subject to equivalent best execution laws and regulations.

The best execution policy is available for investors on the internet at [www.credit-suisse.com](http://www.credit-suisse.com).

#### Fair Treatment

Investors participate in the Subfunds by subscribing into, and holding, shares of individual share classes. Individual shares of a single share class bear the same rights and obligations in order to ensure equal treatment of all investors within the same share class of the relevant Subfund.

While remaining within the parameters profiling the different share classes of the relevant Subfund, the Company and/or the Management Company may enter into arrangements, on the basis of objective criteria as further specified below, with individual investors or a group of investors providing for special entitlements for those investors.

Such entitlements predominantly comprise, but are not limited to, rebates on fees charged to the share class, or specific disclosures, and will be granted solely based on objective criteria determined by the Management Company.

Objective criteria include, but are not limited to (alternatively, or cumulatively):

- the current or anticipated volume subscribed or to be subscribed by an investor;
- the total volume held by an investor in the Subfund or in any other Credit Suisse sponsored product;
- the expected holding period for an investment in the Subfund;
- the investor's willingness to invest during the launch phase of the Subfund;
- the type of the investor (e.g. repackager, wholesaler, fund management company, asset manager, other institutional investor, or private individual);
- the fee volume or revenues generated by the investor with a group of, or all group affiliates;
- a legitimate purpose to obtain specific disclosures, which includes primarily legal, regulatory or tax obligations.

Any investor or prospective investor within a share class of a given Subfund which is, in the reasonable opinion of the Management Company, objectively in the same situation than another investor in the same share class who entered into arrangements with the Company and/or the Management Company is entitled to the same arrangements. In order to obtain the same treatment, any investor or prospective investor may liaise with the Management Company by addressing a request to the Management Company's registered office. The Management Company will share the relevant information on the existence and nature of such specific arrangements with the relevant investor or prospective investor, verify the information received from the latter and determine on the basis of the information made available to it (including by such investor or prospective investor) whether the latter is entitled to the same treatment or not.

#### Investor Rights

The Company draws the investors' attention to the fact that any investor will only be able to fully exercise its investor rights directly against the Company, notably the right to participate in general meetings of Shareholders if the investor is registered itself and in its own name in the registered account kept for the Company and its Shareholders by the Company's Central Administration. In cases where an investor invests in the Company through an intermediary investing into the Company in its own name but on behalf of the investor, it may not always be possible for the investor to exercise certain shareholder rights directly against the Company. Investors are advised to take advice on their rights.

#### Remuneration Policy

The Management Company has in place a remuneration policy which is consistent with, and promotes, sound and effective risk management and that neither encourages risk taking which is inconsistent with the risk profiles of the Subfunds and the Articles of Incorporation nor impairs compliance with the Management Company's duty to act in the best interest of the Company and its Shareholders. The remuneration policy of the Management Company has been adopted by its board of directors and is reviewed at least annually. The remuneration policy is based on the approach that remuneration should be in line with the business strategy, objectives, values and interests of the Management Company, the Subfunds it manages and their Shareholders, and include measures to avoid conflicts of interest, such as taking into account the holding period recommended to the Shareholders when assessing the performance.

Details of the up-to-date remuneration policy of the Management Company, including, but not limited to, a description of how remuneration and benefits are calculated, the identity of persons responsible for awarding the remuneration and benefits, including the composition of the compensation committee (if any) are available on <https://www.credit-suisse.com/media/assets/about-us/docs/our-company/our-governance/compensation-policy.pdf>, and a paper copy will be made available free of charge upon request.

**Collateral Policy**

Where the Company enters into OTC financial derivative and/or efficient portfolio management techniques, collateral may be used to reduce counterparty risk exposure in accordance with CSSF Circulars 08/356 and 14/592 and subject to the following principles:

- The Company currently accepts the following assets as eligible collateral:
  - Cash in US Dollars, Euros and Swiss Francs, and a Subfund's reference currency;
  - Government bonds, issued by OECD member countries, subject to a minimum long term rating requirement of A+/A1;
  - Bonds issued by federal states, government agencies, supranational institutions, government special banks or governmental export-import banks, municipalities or cantons of OECD member countries, subject to a minimum long term rating requirement of A+/A1;
  - Covered bonds issued by an issuer from an OECD member country, subject to a minimum long term rating of AA-/Aa3;
  - Corporate bonds issued by an issuer from an OECD member country, subject to a minimum long term rating of AA-/Aa3;
  - Shares representing common stock admitted to or dealt in on a regulated market of a Member State of the EU or on a stock exchange of a Member State of the OECD and included in a main index.

The issuer of negotiable debt obligations must have a relevant credit rating by S&P and/or Moody's.

Where the relevant ratings of S&P and Moody's differ with respect to the same issuer, the lower of the ratings shall apply.

The Management Company has the right to restrict or exclude certain OECD countries from the list of eligible countries, or more generally, to further restrict the eligible collateral.

- Any collateral received other than cash must be highly liquid and traded on a regulated market or multilateral trading facility with transparent pricing in order that it can be sold quickly at a price that is close to pre-sale valuation. Collateral received must also comply with the provisions of Article 48 of the Law of 17 December 2010.
- Bonds of any type and/or maturity are accepted, except perpetual bonds.
- The collateral received will be valued mark-to-market on a daily basis, as is common industry standard, and in accordance with Chapter 8, "Net Asset Value". The collateral received will be adjusted on a daily basis. Assets that exhibit high price volatility will not be accepted as collateral unless suitably conservative haircuts are in place.
- The collateral received by the Company must be issued by an entity that is independent from the counterparty and is expected not to display a high correlation with the performance of the counterparty.
- Collateral must be sufficiently diversified in terms of country, markets and issuers. The criterion of sufficient diversification with respect to issuer concentration is considered to be respected if a Subfund receives from a counterparty of OTC derivative and/or efficient portfolio management transactions a basket of collateral with a maximum exposure to a given issuer of 20% of its Net Asset Value. When a Subfund is exposed to different counterparties, the different baskets of collateral must be aggregated to calculate the 20% limit of exposure to a single issuer. By way of derogation from this sub-paragraph, a Subfund may be fully collateralised in different transferable securities and money market instruments issued or guaranteed by a Member State, one or more of its local authorities, a third country, or a public international body to which one or more Member States belong. Such a Subfund must receive securities from at least six different issues, but securities from any single issue should not account for more than 30% of the Subfund's Net Asset Value.
- Risks linked to the management of collateral, such as operational and legal risks, will be identified, managed and mitigated in accordance with the Management Company's risk management process concerning the Company.
- Where there is a title transfer, the collateral received must be held by the Depositary Bank. For other types of collateral arrangement, the collateral can be held by a third party custodian which is subject to prudential supervision, and which is unrelated to the provider of the collateral.
- Collateral received must be capable of being fully enforced by the Company at any time without reference to or approval from the counterparty.
- Any collateral received must not be sold, re-invested or pledged.

**Haircut Policy**

The Company has implemented a haircut policy in respect of each class of assets received as collateral. A haircut is a discount applied to the value of a collateral asset to account for the fact that its valuation, or liquidity profile, may deteriorate over time. The haircut policy takes account of the characteristics of the relevant asset class, the type and credit quality of the issuer of the collateral, the price volatility of the collateral and the results of any stress tests which may be

performed in accordance with the collateral management policy. Subject to the framework of agreements in place with the relevant counterparty, which may or may not include minimum transfer amounts, it is the intention of the Company that any collateral received shall have a value, adjusted in light of the haircut policy.

According to the Company's haircut policy the following discounts will be made:

| Type of Collateral   | Discount  |
|--|-----------|
| Cash, restricted to USD, EUR, CHF and a Subfund's reference currency   | 0%        |
| Government bonds, issued by OECD member countries, subject to a minimum long term rating requirement of A+ by S&P and/or A1 by Moody's   | 0.5% - 5% |
| Bonds issued by federal states, government agencies, supranational institutions, government special banks or governmental export-import banks, municipalities or cantons of OECD member countries, subject to a minimum long term rating requirement of A+ by S&P and/or A1 by Moody's | 0.5% - 5% |
| Covered bonds issued by an issuer from an OECD member country, subject to a minimum long term rating of AA- by S&P and/or Aa3 by Moody's   | 1% - 8%   |
| Corporate bonds issued by an issuer from an OECD member country, subject to a minimum long term rating of AA- by S&P and/or Aa3 by Moody's   | 1% - 8%   |
| Shares representing common stock admitted to or dealt in on a regulated market of a Member State of the EU or on a stock exchange of a Member State of the OECD and included in a main index   | 5% - 15%  |

In addition to the above haircuts, there will be an additional haircut of 1% - 8% on any collateral (cash, bonds or equity) in a different currency to that of its underlying transaction.

Moreover, in case of unusual market volatility, the Management Company reserves the right to increase the haircut it applies to collateral. As a consequence, the Company will receive more collateral to secure its counterparty exposure.

**Benchmark Regulation**

Pursuant to Regulation (EU) No 2016/1011 of the European Parliament and of the Council of 8 June 2016 on indices used as benchmarks in financial instruments and financial contracts or to measure the performance of investment funds and amending Directives 2008/48/EC and 2014/17/EU and Regulation (EU) No 596/2014 (the "Benchmark Regulation"), the Company can only use a benchmark or a combination of benchmarks if the benchmark is provided by an administrator located in the European Union, or in a third country subject to certain equivalence, recognition, or endorsement conditions, and which is included in a register maintained by the European Securities and Markets Authority ("ESMA"). Certain transitional provisions apply until 1 January 2020 pursuant to which benchmark administrators are currently not required to obtain authorisation or registration by the national competent authorities of their home member state in accordance with article 34 of the Benchmark Regulation or qualify for use in the European Union under the Benchmark Regulation's equivalence, recognition or endorsement regimes in accordance with articles 30, respectively 32 or 33 of the Benchmark Regulation. The Company has, to the extent possible, complied with its disclosure obligations under article 29 of the Benchmark Regulation based on the most up-to-date information available as at the date of this Prospectus in the register established and maintained by the ESMA. Where possible, further information will be made available at each Prospectus update. Investors should, however, note that there may be a certain time lapse between the moment the register maintained by ESMA is updated with additional information, and the moment when such information is added to the Prospectus in the context of the next following update.

In accordance with the Benchmark Regulation, the Company has established and maintains benchmark written contingency plans setting out the actions which the Company would take in the event that a benchmark index used by a Subfund materially changes or ceases to be provided (the "Benchmark Contingency Plans"). Details of the up-to-date Benchmark Contingency Plans are available free of charge to Shareholders and investors upon request at the registered office of the Company.

Investors should note that the actions that may be taken by the Company on the basis of the Benchmark Contingency Plans in case a benchmark index used by a Subfund materially changes or ceases to be provided may lead to a change of, among others, the name, the investment objectives and/or the investment policies of the relevant Subfund, or the benchmark used for the calculation of a performance fee (if any), particularly if the benchmark index is changed. Alternatively, the Board of Directors may decide to terminate the relevant

Subfund or to merge or otherwise amalgamate the assets of the relevant Subfund with another Subfund of the Company or another UCITS. Any such actions and the related amendments to this Prospectus will be notified to the Shareholders and will be implemented in accordance with Luxembourg law, the requirements of the CSSF (as applicable) and the terms of this Prospectus.

## 20. Data Protection Policy

The Company and the Management Company are committed to protecting the personal data of the investors (including prospective investors) and of the other individuals whose personal information comes into their possession in the context of the investor's investments in the Company.

The Company and the Management Company have taken all necessary steps, to ensure compliance with the EU Regulation 2016/679 of the European Parliament and of the Council of 27 April 2016 on the protection of natural persons with regard to the processing of personal data and on the free movement of such data and repealing Directive 95/46/EC and with any implementing legislation applicable to them (together, the "Data Protection Law") in respect of personal data processed by them in connection with investments made into the Company. This includes (non-exclusively) actions required in relation to: information about processing of the investor's personal data and, as the case may be, consent mechanisms, procedures for responding to requests to exercise individual rights, contractual arrangements with suppliers and other third parties, arrangements for overseas data transfers and record keeping and reporting policies and procedures. Personal data shall have the meaning given in the Data Protection Law and includes any information relating to an identifiable individual, such as the investor's name, address, invested amount, the investor's individual representatives' names as well as the name of the ultimate beneficial owner, where applicable, and such investor's bank account details.

When subscribing to the Shares, each investor is informed of the processing of his/her personal data (or, when the investor is a legal person, of the processing of such investor's individual representatives and/or ultimate beneficial owners' personal data) via a data protection notice which will be made available in the application form issued by the Company to the investors. This notice will inform the investors about the processing activities undertaken by the Company, the Management Company and their delegates in more details. Additional information can be found online at:

<https://am.credit-suisse.com/content/dam/csam/docs/privacy-notice/cs-if-1-data-privacy-notice.pdf>

## 21. Certain Regulatory and Tax Matters

### Foreign Account Tax Compliance

Capitalized terms used in this section should have the meaning as set forth in the Luxembourg amended law dated 24 July 2015 (the "FATCA Law"), unless provided otherwise herein.

The Foreign Account Tax Compliance provisions of the Hiring Incentives to Restore Employment Act (commonly known as "FATCA") generally impose a new reporting regime and potentially a 30% withholding tax with respect to (i) certain US source income (including dividends and interest) and gross proceeds from the sale or other disposal of property that can produce US source interest or dividends ("Withholdable Payments") and (ii) a portion of certain non-US source payments from non-US entities that have entered into FFI Agreements (as defined below) to the extent attributable to Withholdable Payments ("Passthru Payments"). As a general matter, the new rules are designed to require US persons' direct and indirect ownership of non-US accounts and non-US entities to be reported to the US Internal Revenue Service (the "IRS"). The 30% withholding tax regime applies if there is a failure to provide required information regarding US ownership.

Generally, the FATCA rules subject all Withholdable Payments and Passthru Payments received by the Company to 30% withholding tax (including the share that is allocable to Non-US Investors) unless the Company enters into an agreement (a "FFI Agreement") with the IRS to provide information, representations and waivers of non-US law (including any information notice relating to data protection) as may be required to comply with the provisions of the new rules, including, information regarding its direct and indirect US accountholders, or otherwise qualifies for an exemption, including an exemption under an intergovernmental agreement (or "IGA") between the United States and a country in which the non-US entity is resident or otherwise has a relevant presence.

The governments of Luxembourg and the United States have entered into an IGA regarding FATCA, implemented by the Luxembourg law transposing the Intergovernmental Agreement concluded on 28 March 2014 between the Grand Duchy of Luxembourg and the United States of America (the "FATCA Law"). Provided the Company adheres to any applicable terms of the FATCA Law, the

Company will not be subject to withholding or generally required to withhold amounts on payments it makes under FATCA. Additionally, the Company will not have to enter into an FFI agreement with the IRS and instead will be required to obtain information regarding its Shareholders and to report such information to the Luxembourg tax authority, which, in turn, will report such information to the IRS.

Any tax caused by an Investor's failure to comply with FATCA will be borne by such Investor.

Each prospective Investor and each Shareholder should consult its own tax advisors regarding the requirements under FATCA with respect to its own situation.

Each Shareholder and each transferee of a Shareholder's interest in any Subfund shall furnish (including by way of updates) to the Management Company, or any third party designated by the Management Company (a "Designated Third Party"), in such form and at such time as is reasonably requested by the Management Company (including by way of electronic certification) any information, representations, waivers and forms relating to the Shareholder (or the Shareholder's direct or indirect owners or account holders) as shall reasonably be requested by the Management Company or the Designated Third Party to assist it in obtaining any exemption, reduction or refund of any withholding or other taxes imposed by any taxing authority or other governmental agency (including withholding taxes imposed pursuant to the Hiring Incentives to Restore Employment Act of 2010, or any similar or successor legislation or intergovernmental agreement, or any agreement entered into pursuant to any such legislation or intergovernmental agreement) upon the Company, amounts paid to the Company, or amounts allocable or distributable by the Company to such Shareholder or transferee. In the event that any Shareholder or transferee of a Shareholder's interest fails to furnish such information, representations, waivers or forms to the Management Company or the Designated Third Party, the Management Company or the Designated Third Party shall have full authority to take any and all of the following actions: (i) withhold any taxes required to be withheld pursuant to any applicable legislation, regulations, rules or agreements; (ii) redeem the Shareholder's or transferee's interest in any Subfund, and (iii) form and operate an investment vehicle organized in the United States that is treated as a "domestic partnership" for purposes of section 7701 of the Internal Revenue Code of 1986, as amended and transfer such Shareholder's or transferee's interest in any Subfund or interest in such Subfund assets and liabilities to such investment vehicle. If requested by the Management Company or the Designated Third Party, the Shareholder or transferee shall execute any and all documents, opinions, instruments and certificates as the Management Company or the Designated Third Party shall have reasonably requested or that are otherwise required to effectuate the foregoing. Each Shareholder hereby grants to the Management Company or the Designated Third Party a power of attorney, coupled with an interest, to execute any such documents, opinions, instruments or certificates on behalf of the Shareholder, if the Shareholder fails to do so.

### Data Protection Information in the Context of FATCA Processing

In accordance with the FATCA Law, Luxembourg Financial Institutions ("FI") are required to report to the Luxembourg tax authority (i.e. Administration des Contributions Directes, the "Luxembourg Tax Authority") information regarding reportable persons such as defined in the FATCA Law.

The Company is considered a sponsored entity and as such a non-reporting Luxembourg financial institution and shall be treated as deemed compliant foreign FI as foreseen by FATCA. The Company is the data controller and processes personal data of Shareholders and Controlling Persons as reportable persons for FATCA purposes.

The Company processes personal data concerning Shareholders or their Controlling Persons for the purpose of complying with the Company's legal obligations under the FATCA Law. These personal data include the name, date and place of birth, address, U.S. tax identification number, the country of tax residence and residence address, the phone number, the account number (or functional equivalent), the account balance or value, the total gross amount of interest, the total gross amount of dividends, the total gross amount of other income generated with respect to the assets held in the account, the total gross proceeds from the sale or redemption of property paid or credited to the account, the total gross amount of interest paid or credited to the account, the total gross amount paid or credited to the Shareholder with respect to the account, standing instructions to transfer funds to an account maintained in the United States, and any other relevant information in relation to the Shareholders or their Controlling Persons for the purposes of the FATCA Law (the "FATCA Personal Data").

The FATCA Personal Data will be reported by the Management Company or the Central Administration, as applicable, to the Luxembourg Tax Authority. The Luxembourg Tax Authority, under its own responsibility, will in turn pass on the FATCA Personal Data to the IRS in application of the FATCA Law.



In particular, Shareholders and Controlling Persons are informed that certain operations performed by them will be reported to them through the issuance of statements, and that part of this information will serve as a basis for the annual disclosure to the Luxembourg Tax Authority.

FATCA Personal Data may also be processed by the Company's data processors ("Processors") which, in the context of FATCA processing, may include the Management Company of the Company and the Central Administration of the Company.

The Company's ability to satisfy its reporting obligations under the FATCA Law will depend on each Shareholder or Controlling Person providing the Company with the FATCA Personal Data, including information regarding direct or indirect owners of each Shareholder, along with the required supporting documentary evidence. Upon request of the Company, each Shareholder or Controlling Person must provide the Company with such information. Failure to do so within the prescribed timeframe may trigger a notification of the account to the Luxembourg Tax Authority.

Although the Company will attempt to satisfy any obligation imposed on it to avoid any taxes or penalties imposed by the FATCA Law, no assurance can be given that the Company will be able to satisfy these obligations. If the Company becomes subject to a tax or penalty as result of the FATCA Law, the value of the Shares may suffer material losses.

Any Shareholder or Controlling Person that fails to comply with the Company's documentation requests may be charged with any taxes and penalties of the FATCA law imposed on the Company (inter alia: withholding under section 1471 of the U.S. Internal Revenue Code, a fine of up to 250.000 euros or a fine of up to 0,5 per cent of the amounts that should have been reported and which may not be less than 1.500 euros) attributable to such Shareholder's or Controlling Person's failure to provide the information and the Company may, in its sole discretion, redeem the Shares of such Shareholders.

Shareholders and Controlling Persons should consult their own tax advisor or otherwise seek professional advice regarding the impact of the FATCA Law on their investment.

FATCA Personal Data will be processed in accordance with the provisions of the data protection notice, which will be made available in the application form issued by the Company to the investors.

#### Automatic Exchange of Information – Common Reporting Standard

Capitalized terms used in this section should have the meaning as set forth in the Luxembourg law dated 18 December 2015 (the "CRS Law"), unless provided otherwise herein.

On 9 December 2014, the Council of the European Union adopted the Directive 2014/107/EU amending the Directive 2011/16/EU of 15 February 2011 on administrative cooperation in the field of taxation which now provides for an automatic exchange of financial account information between EU Member States ("DAC Directive"). The adoption of the aforementioned directive implements the OECD's CRS and generalizes the automatic exchange of information within the European Union as of 1 January 2016.

In addition, Luxembourg signed the OECD's multilateral competent authority agreement ("Multilateral Agreement") to automatically exchange information between financial authorities. Under this Multilateral Agreement, Luxembourg will automatically exchange financial account information with other participating jurisdictions as of 1 January 2016. The CRS Law implements this Multilateral Agreement, jointly with the DAC Directive introducing the CRS in Luxembourg law.

Under the terms of the CRS Law, the Company may be required to annually report to the Luxembourg tax authority the name, address, state(s) of residence, TIN(s), as well as the date and place of birth of i) each Reportable Person that is an account holder, ii) and, in the case of a Passive NFE within the meaning of the CRS Law, of each Controlling Person(s) that is a Reportable Person. Such information may be disclosed by the Luxembourg tax authority to foreign tax authorities.

The Company's ability to satisfy its reporting obligations under the CRS Law will depend on each Shareholder providing the Company with the Information, including information regarding direct or indirect owners of each Shareholder, along with the required supporting documentary evidence. Upon request of the Company, each Shareholder shall agree to provide the Company such information.

Although the Company will attempt to satisfy any obligation imposed on it to avoid any taxes or penalties imposed by the CRS Law, no assurance can be given that the Company will be able to satisfy these obligations. If the Company becomes subject to a tax or penalty as result of the CRS Law, the value of the Shares may suffer material losses.

Any Shareholder that fails to comply with the Company's documentation requests may be charged with any taxes and penalties imposed on the Company attributable to such Shareholder's failure to provide the information and the Company may, in its sole discretion, redeem the Shares of such Shareholder.

Shareholders should consult their own tax advisor or otherwise seek professional advice regarding the impact of the CRS Law on their investment.

#### Data Protection Information in the Context of CRS Processing

In accordance with the CRS Law, Luxembourg Financial Institutions ("FI") are required to report to the Luxembourg Tax Authority information regarding Reportable Persons such as defined in the CRS Law.

As Luxembourg Reporting FI, the Company is the data controller and processes personal data of Shareholders and Controlling Persons as Reportable Persons for the purposes set out in the CRS Law.

In this context, the Company may be required to report to the Luxembourg Tax Authority the name, residence address, TIN(s), the date and place of birth, the country of tax residence(s), the phone number, the account number (or functional equivalent), standing instructions to transfer funds to an account maintained in a foreign jurisdiction, the account balance or value, the total gross amount of interest, the total gross amount of dividends, the total gross amount of other income generated with respect to the assets held in the account, the total gross proceeds from the sale or redemption of property paid or credited to the account, the total gross amount of interest paid or credited to the account, the total gross amount paid or credited to the Shareholder with respect to the account, as well as any other information required by applicable laws of i) each Reportable Person that is an account holder, ii) and, in the case of a Passive NFE within the meaning of the CRS Law, of each Controlling Person that is a Reportable Person (the "CRS Personal Data").

CRS Personal Data regarding the Shareholders or the Controlling Persons will be reported by the Reporting FI to the Luxembourg Tax Authority. The Luxembourg Tax Authority, under its own responsibility, will in turn pass on the CRS Personal Data to the competent tax authorities of one or more Reportable Jurisdiction(s). The Company processes the CRS Personal Data regarding the Shareholders or the Controlling Persons only for the purpose of complying with the Company's legal obligations under the CRS Law.

In particular, Shareholders and Controlling Persons are informed that certain operations performed by them will be reported to them through the issuance of statements, and that part of this information will serve as a basis for the annual disclosure to the Luxembourg Tax Authority.

CRS Personal Data may also be processed by the Company's data processors ("Processors") which, in the context of CRS processing, may include the Management Company of the Company and the Central Administration of the Company.

The Company's ability to satisfy its reporting obligations under the CRS Law will depend on each Shareholder or Controlling Person providing the Company with the CRS Personal Data, including information regarding direct or indirect owners of each Shareholder, along with the required supporting documentary evidence. Upon request of the Company, each Shareholder or Controlling Person must provide the Company with such information. Failure to do so within the prescribed timeframe may trigger a notification of the account to the Luxembourg Tax Authority.

Although the Company will attempt to satisfy any obligation imposed on it to avoid any taxes or penalties imposed by the CRS Law, no assurance can be given that the Company will be able to satisfy these obligations. If the Company becomes subject to a tax or penalty as result of the CRS Law, the value of the Shares may suffer material losses.

Any Shareholder or Controlling Person that fails to comply with the Company's documentation requests may be charged with any taxes and penalties of the CRS Law imposed on the Company (inter alia: a fine of up to 250.000 euros or a fine of up to 0,5 per cent of the amounts that should have been reported and which may not be less than 1.500 euros) attributable to such Shareholder's or Controlling Person's failure to provide the information and the Company may, in its sole discretion, redeem the Shares of such Shareholder.

Shareholders should consult their own tax advisor or otherwise seek professional advice regarding the impact of the CRS Law on their investment.

CRS Personal Data will be processed in accordance with the provisions of the data protection notice which will be made available in the application form issued by the Company to the investors.

## 22. Main Parties

#### Company

CS Investment Funds 1  
5, rue Jean Monnet, L-2180 Luxembourg

#### Board of Directors of the Company

- Marc Berryman  
Executive Director, UBS Asset Management (UK) Ltd, London
- Jonathan Griffin  
Independent Director, Luxembourg

- Eduard von Kymmel  
Independent Director, Luxembourg
- Petra Borisch  
Executive Director, Credit Suisse Fund Management S.A., Luxembourg
- Evanthi Savvouli  
Executive Director, Credit Suisse Fund Management S.A., Luxembourg

**Independent Auditor of the Company**

PricewaterhouseCoopers, *Société coopérative*,  
2, rue Gerhard Mercator, L-2182 Luxembourg

**Management Company**

Credit Suisse Fund Management S.A.,  
5, rue Jean Monnet, L-2180 Luxembourg

**Board of Directors of the Management Company**

- Ann-Charlotte Lawyer  
Independent Director
- Francesca Prym  
CEO, UBS Fund Management (Luxembourg) S.A.
- Kathrin Isch  
Managing Director, Credit Suisse Asset Management (Schweiz) AG, Zurich

**Depository Bank**

Credit Suisse (Luxembourg) S.A.,  
5, rue Jean Monnet, L-2180 Luxembourg

**Legal Advisor**

Linklaters LLP,  
35 Avenue, J.-F. Kennedy, L-1855 Luxembourg

**Central Administration**

Credit Suisse Fund Services (Luxembourg) S.A.,  
5, rue Jean Monnet, L-2180 Luxembourg

**23. Subfunds****Credit Suisse Investment Partners (Lux) Global Investment Grade Convertible Bond Fund****Investment Objective**

The main objective of the Subfund is primarily to achieve a regular income from convertible bonds denominated in any currency while preserving the value of the assets.

This Subfund aims to outperform the return of the Refinitiv Global Convertible Bond Investment Grade Index benchmark. The Subfund is actively managed. The benchmark has been selected because it is representative of the investment universe of the Subfund and it is therefore an appropriate performance comparator. The majority of the Subfund's exposure to bonds will not necessarily be components of or have weightings derived from the benchmark. The Investment Manager will use its discretion to materially deviate the weighting of certain components of the benchmark and to invest to a large extent in bonds not included in the benchmark in order to take advantage of specific investment opportunities. It is thus expected that the performance of the Subfund will materially deviate from the benchmark.

**Investment Principles**

At least two-thirds of the total assets of the Subfund shall be invested in convertible bonds, convertible notes, warrant bonds, options on bonds (warrants) and similar securities with option rights, of public, semi-public and private issuers worldwide (including emerging markets) and irrespective of currency.

At least 75% of the Subfunds' assets will have a rating of at least BBB- by Standard & Poor's or Baa3 by Moody's, or debt instruments which exhibit similar credit quality in the view of the Management Company.

The Subfund's assets may also be invested in debt instruments with a rating of at least B- by Standard & Poor's or B3 by Moody's, or debt instruments which exhibit similar credit quality in the view of the Management Company. The Investment Managers will dispose the assets the credit quality of which is decreased below the levels indicated in this paragraph within a period of six months.

In addition to direct investments, the Subfund may conduct futures and options as well as swap transactions (interest rate swaps) for the purpose of hedging and the efficient management of the portfolio, provided due account is taken of the investment restrictions set out in Chapter 6, "Investment Restrictions", section 3).

A significant part of the Subfund's net assets will be denominated in or hedged into USD. The remaining part (not denominated in or hedged into USD) may, depending on market conditions or on the potential needs of the Subfund for liquidities in currencies other than USD, not be hedged into USD.

For the purpose of duration management, the Subfund may make greater use of interest rate futures, subject to the investment restrictions set out in Chapter 6, "Investment Restrictions", section 3). The Subfund may – for the purpose of managing interest rate risks – buy and sell interest rate futures. The commitments entered into may exceed the value of the securities assets held in this currency, but must not exceed the Subfund's total net asset value.

Subject to the investment restrictions set out in Chapter 6, "Investment Restrictions", section 3, the Subfund may use securities as well as techniques and instruments (credit default swaps and total return swaps) for the purpose of managing the credit risk and efficient portfolio management.

The principal amount of the Subfund's assets that can be subject to total return swaps may represent up to a maximum of 20% of the net asset value of the Subfund calculated by way of the sum of notionals of the total return swaps. It is generally expected that the amount of such total return swap will remain within the range of 0% to 20% of the net asset value of the Subfund calculated by way of the sum of notionals of the total return swaps. In certain circumstances this proportion may be higher.

The sum of notionals takes into account the absolute value of the notional exposure of the total return swaps used by the Subfund. The expected amount of such total return swaps is an indicator of the intensity of the use of total return swaps within the Subfund. However, it is not necessarily an indicator of the investment risks in relation to those instruments because it does not take into account any netting or hedging effects.

Subject to conditions set out in Chapter 4 "Investment Policy", the Subfund may invest in ancillary liquid assets (i.e. bank deposits at sight) up to 20% of the total net assets of the Subfund in order to cover current or exceptional payments, or for the time necessary to reinvest in eligible assets under Part I of the Law of December 17, 2010 or for a period of time strictly necessary in case of unfavourable market conditions.

The Subfund may also invest up to 20% of its total assets (including the bank deposits at sight referred to above), in cash, time deposits, liquidity funds, money

market funds, money market instruments, shares, other equity interests, dividend right certificates and similar securities with equity features as well as in warrants.

In any case and for the avoidance of doubt, investments in liquidity funds and money market funds is limited to 10% of the total net assets.

The Subfund qualifies as a financial product under Art. 8(1) of SFDR.

Information about the environmental or social characteristics promoted by the Subfund is available in the SFDR Annex of this Prospectus.

#### Global Exposure

The global exposure of the Subfund will be calculated on the basis of the commitment approach.

#### Risk Information

Investors should read, be aware of and consider Chapter 7, “Risk Factors” of the Prospectus and the risk information described below:

Convertible bonds combine the opportunities and risks of equities and fixed-income securities. Accordingly, potential investors are referred in particular to the notes on interest rate fluctuations and equities set out in Chapter 7, “Risk Factors”. Since prices of convertible bonds depend in large part on those of the underlying shares, the price risk is generally higher than that of bonds without conversion options. Furthermore, prices of convertible bonds are also influenced by the general interest rate environment. If a convertible bond is issued in a currency other than that of the underlying share, the corresponding exchange rate risk must also be taken into account.

Since this Subfund may invest in debt instruments in the non-investment grade sector, the underlying debt instruments may present a greater risk in terms of downgrading or may exhibit a greater default risk than debt instruments of first-class issuers. The higher return should be viewed as compensation for the greater degree of risk attached to the related debt instruments and the Subfund’s higher volatility. Potential investors must be aware that the loss of their entire investment cannot be completely ruled out. To reduce such risks, however, the individual issuers are subject to close monitoring. Also, the investments are broadly diversified by issuer.

The probable returns on securities of issuers from emerging countries (emerging markets) are generally higher than the returns on similar securities of equivalent issuers from countries not classed as emerging (i.e. developed countries).

A “developed country” would be a country that is classified by the World Bank as being a “high income country” and/or not included in an emerging market financial index by a leading index provider and shall be understood as a country which, unlike emerging countries, is considered in common practice to have a mature and sophisticated economy, in particular with advanced technological infrastructures, diversified sectors of activity, quality healthcare system and higher access to education.

In this context, emerging countries and developing markets are defined as countries which are not classified by the World Bank as high income countries. In addition, high income countries which are included in an emerging market financial index of a leading service provider may also be considered as emerging countries and developing markets if deemed appropriate by the Management Company in the context of a Subfund’s investment universe. The markets in emerging countries are much less liquid than the developed equity markets. Moreover, in the past, these markets have experienced higher volatility than the developed markets. Potential investors should be aware that, due to the political and economic situation in emerging countries, investments in this Subfund entail a greater degree of risk, which could in turn reduce the return on the Subfund’s assets. Investments in these Subfunds should only be made on a long-term basis. The investments of this Subfund are exposed to the following risks (among others): less effective public supervision, accounting and auditing methods and standards which do not match the requirements of Western legislation, possible restrictions on repatriation of the capital invested, counterparty risk in respect of individual transactions, market volatility, and insufficient liquidity affecting the Subfund’s investments. It must also be borne in mind that companies are selected regardless of their market capitalization or sector. This may lead to a concentration in terms of market segments or sectors.

Under stressed market circumstances, the Subfund could suffer liquidity risk which may have adverse effects in a situation when the Subfund needs to sell certain assets for which there is not enough demand or only at lower prices. In such unusual market circumstances, the Investment Managers may need more time to liquidate such assets in the best interest of the Subfund and its Shareholders.

Sustainability risks may result in a negative impact on the returns of the Subfund. In particular, acute and chronic physical risks, new carbon taxes, exposures to litigation and changing consumer behavior have been identified as being highly relevant. Generally, these risks may lead to increased default risks for the investments. The main sustainability risks may change in the future.

Potential investors are also referred to the risks set out in Chapter 7, “Risk Factors” under section “Sustainability Risks”.

#### Investor Profile

The Subfund is suitable for investors with medium risk tolerance and a medium-term view who wish to invest in a broadly diversified portfolio of debt securities.

#### Investment Manager

The Management Company has appointed Credit Suisse Investment Partners (Switzerland) Ltd as Investment Manager.

#### Subscription, Redemption and Conversion of Shares

Subscription, redemption and conversion applications must be submitted in written form to the Central Administration or a Distributor authorized by the Company to accept such applications, by 1 p.m. (Central European Time) one Banking Day prior to the Valuation Day on any day on which banks are open for business in Luxembourg.

Subscription, redemption or conversion applications received after this cut-off time shall be deemed to have been received prior to 1 p.m. on the next following Banking Day. Payment of the issue price must be effected within one Banking Day after the Valuation Day on which the issue price of the Shares was determined. Payment of the redemption price of the Shares shall be made within one Banking Day following calculation of this price.

#### Performance Fee for Share Classes AP, AHP, BP, BHP, IAP, IAHP, IBP, IBHP, UXAP, UXAHP, UXBP, UXBHP, X1AP, X1AHP, X1BP, X1BHP, X2AP, X2AHP, X2BP, X2BHP, X3AP, X3AHP, X3BP and X3BHP

The Management Company is entitled to a Performance Fee which is calculated with every net asset value calculation on the basis of the unswung Net Asset Value before performance fee accrual for the relevant Valuation Day of the Share Class concerned (“Calculation Date”).

The Performance Fee may only be charged and crystallized, if the following conditions are fulfilled cumulatively:

- the unswung Net Asset Value of a Share Class, which is used in the calculation of a Performance Fee must be greater than the previous Net Asset Values (“high water mark”). Each preceding decline in the unswung Net Asset Value per Share of the respective Share Class must be offset by a further increase above the last maximum value at which a Performance Fee was crystallized.
- the performance of the unswung Net Asset Value of a Share Class, as calculated on a daily basis, must exceed a quarterly performance of 1% (“hurdle rate”) (the “hurdle NAV”).

The Performance Fee calculation, together with the necessary provisioning and crystallization, takes place with every net asset value calculation.

If, on the Calculation Date, the unswung net asset value of a Share Class is above the hurdle NAV and is greater than the high water mark, a Performance Fee of 20% shall be deducted on the difference between the unswung net asset value of the relevant Share Class and the high water mark and/or the hurdle NAV (whichever is the greater of the two). The Performance Fee is calculated on the basis of the Shares of the relevant Share Class that are currently in circulation during the Crystallization Period whereas the effect of new subscriptions is neutralized. The new subscriptions will therefore only be impacted by the Performance Fee after they contributed to the performance of the relevant Share Class.

The payment of the Performance Fee amounts calculated and crystallized according to the above described method takes place at the beginning of the following quarter.

This Performance Fee cannot be refunded if the unswung Net Asset Value falls again after deduction of the Performance Fee. This means that a Performance Fee may also be charged and paid if, at the end of the calendar quarter, the unswung Net Asset Value per Share of the respective Class is lower than the value at the beginning of the calendar quarter.

A Performance Fee is payable when

$NAV_t > HWM$

And

$NAV_t - HR_{NAV_t} > 0$ .

If both conditions are met, then:

$20\% [(NAV_t - \max(HWM; HR_{NAV_t})) \times \text{number of Shares}_t] - (\text{Cumulated Adjustment on subscriptions})_t$

where:

$NAV_t = \text{current net asset value prior to provision for Performance Fee}$

HWM = high water mark = highest NAV (prior to deduction of the performance fee) where a Performance Fee has been paid,

HR = hurdle rate

t = current calculation date

(Cumulated Adjustment on subscriptions)<sub>t</sub> = the neutralization factor which avoids that performance fee is provisioned on the new shares subscribed during the Crystallization Period before they started to contribute to the performance of the relevant share class.

Numeric examples:

| NAV calculation date | Number of shares | NAV/share before perf | NAV/share | Performance NAV vs HWM in % | Hurdle rate index value since last quarter | Hurdle performance score | Over/Under performance score | NAV hurdle & HWM / share | Conditions met for distribution of performance fee | Performance fee 20% | Cumulated performance fee payable | NAV/share after perf |
|----------------------|------------------|-----------------------|-----------|-----------------------------|--|--------------------------|------------------------------|--------------------------|--|---------------------|-----------------------------------|----------------------|
| Inception            | 10               | 10.00                 | 10.00     | 0.00%                       | 0%   | 10.00                    | -                            | 10.00                    | N/A  | -                   | -                                 | 10.00                |
| Quarter 1            | 10               | 10.30                 | 10.00     | 3.00%                       | 1%   | 10.10                    | 0.20                         | 10.10                    | YES  | 0.40                | 0.40                              | 10.26                |
| Quarter 2            | 14               | 9.50                  | 10.30     | -7.77%                      | 1%   | 10.36                    | -0.86                        | 10.36                    | NO   | 0.00                | 0.40                              | 9.50                 |
| Quarter 3            | 8                | 10.60                 | 10.30     | 2.91%                       | 1%   | 9.60                     | 0.30                         | 10.30                    | YES  | 0.48                | 0.88                              | 10.54                |
| End of Year          | 7                | 9.90                  | 10.60     | -6.60%                      | 1%   | 10.65                    | -0.75                        | 10.65                    | NO   | 0.00                | 0.88                              | 9.90                 |

#### Adjustment of the Net Asset Value (Single Swing Pricing)

The Net Asset Value calculated in accordance with Chapter 8, "Net Asset Value" will be increased by up to a maximum of 2% per Share in the event of a net surplus of subscription applications or reduced by up to a maximum of 2% per Share in the event of a net surplus of redemption applications in respect of the applications received on the respective Valuation Day.

**Under exceptional circumstances the Company may, in the interest of Shareholders, decide to increase the maximum swing factor indicated above. In such case the Company would inform the investors in accordance with Chapter 14, "Information for Shareholders".**

## UBS (Lux) Financial Bond Fund

### Investment Objective

The investment objective of the Subfund is to achieve income and capital appreciation from bonds and other debt securities denominated in Euro (Reference Currency) issued by companies from the financial sector while preserving the value of the assets.

The Subfund is actively managed without reference to a benchmark.

### Investment Principles

The total net assets of the Subfund shall be invested mainly in contingent capital instruments, other hybrid and subordinated debt securities of financial institutions such as banks and insurance companies, which include fixed rate bonds, zero - coupon, perpetual bonds, notes, and similar fixed interest or floating - rate securities.

Contingent capital instruments are hybrid debt securities designed to absorb their issuers' capital losses. Under normal circumstances, these instruments exhibit characteristics similar to fixed income or floating rate debt securities. However, upon the occurrence of a trigger event, these instruments may either be converted into equity or written down. The relevant trigger events are described in the contractual terms or by regulatory directives, but typically entail cases where the capital of the issuer falls below a certain level or where the issuer passes a "point of non-viability". Through their conversion into equity or write-down, contingent capital instruments thus allow the recapitalisation of the issuer and/or a reduction of its leverage ratios under critical circumstances at the expense of their holders. Contingent capital instruments are hybrid securities, the equity component of which exposes the holder to certain risks as further described in the section "Risk Information".

There are no restrictions on the investment universe of the Subfund in terms of the issuers' credit ratings provided, however, that the Subfund shall invest in instruments rated at least "CCC-" by Standard & Poor's or "Caa3" by Moody's, at time the investment is made, or which exhibit similar credit quality in the view of the Management Company.

Subject to conditions set out in Chapter 4 "Investment Policy", the Subfund may invest in ancillary liquid assets (i.e. bank deposits at sight) up to 20% of the total net assets of the Subfund in order to cover current or exceptional payments, or for the time necessary to reinvest in eligible assets under Part I of the Law of December 17, 2010 or for a period of time strictly necessary in case of unfavourable market conditions

Up to one-third of the Subfund total net assets (including the bank deposits at sight referred to above) may be invested in cash, time deposits, liquidity funds, money market funds, money market instruments, debt securities issued by private, semi-private and public issuers. In any case and for the avoidance of doubt, investments in liquidity funds and money market funds is limited to 10% of the total net assets.

Additionally, the Subfund may invest up to 10% of its total net assets in other convertible bonds and other equity linked securities as well as in equities or other equity type securities and in warrants on such equities.

The Subfund may also invest up to 25% of its total net assets in preference shares (Tier 1 instruments) issued by financial institutions in several jurisdictions, including the USA.

Furthermore, the Subfund may actively manage its currency, interest rate, credit as well as equity exposure, or provide exposure to the abovementioned investment instruments, through the use of futures and forwards, options on bonds and equities, bond indices, equity indices and all other permitted financial instruments as well as credit derivatives such as credit default swaps, subject to the provisions of Chapter 6, "Investment Restrictions", section 1g) and 3. In particular, the Subfund may attempt to mitigate adverse outcomes of capital conversion or loss absorption events by entering into long put equity options.

The Subfund may invest in securities denominated in any currency, however a significant part of the Subfund's net assets will be denominated in or hedged into EUR.

The Subfund qualifies as a financial product under Art. 8(1) of SFDR.

Information about the environmental or social characteristics promoted by the Subfund is available in the SFDR Annex of this Prospectus.

### Investor Profile

The Subfund is suitable for investors with high risk tolerance and a long-term view who wish to invest in a broadly diversified portfolio of debt securities.

### Global Exposure

The global exposure of the Subfund will be calculated on the basis of the commitment approach.

**Risk Information**

Investors should read, be aware of and consider Chapter 7, “Risk Factors” of the Prospectus and the risk information described below:

Contingent capital instruments can convert from bonds to equities or could be written-down (e.g. up to a maximum of 100% or total loss of value) should specific events occur, (a so-called “mechanical trigger”). The conversion into equity or a write-down may lead to a substantial loss in value. In the event of a conversion, the equities received may be at a discount to the share price of that equity when the bond was purchased, resulting in an increased risk of capital loss. Contingent capital instruments may, in addition to or next to, mechanical triggers, be subject to “point of non-viability triggers” which bear the same consequences, i.e. conversion into equity or write-down. These point of non-viability triggers are activated based on the relevant regulator’s assessment of the issuers solvency prospects. Contingent capital instruments could suffer liquidity risk, as it can have adverse effects in a situation when the Subfund needs to sell assets for which there is not enough demand or only at much lower prices. Certain subordinated corporate debt securities may be callable, meaning they may be redeemed by the issuer on a specific date at a predefined price. In the event such debt securities are not redeemed on the specified call date, the issuer may extend the maturity indefinitely and defer or reduce the coupon payment. The credit worthiness of unrated debt securities is not measured by reference to an independent credit rating agency. Subordinated corporate debt securities carry a higher risk of loss than senior corporate debt securities, including those issued by the same issuer. Investors are advised to consider the risks corresponding to investments in contingent capital instruments set out in Chapter 7, “Risk Factors”.

Since this Subfund may invest in debt instruments in the non-investment grade sector, the underlying debt instruments may present a greater risk in terms of downgrading or may exhibit a greater default risk than debt instruments of first - class issuers as well as risk of write-downs, loss absorption and conversion risk. Focusing on issuers from the financial sector may lead to concentrated industry exposure and bears systematic risk between issuers, which may lead to material losses in the event of adverse circumstances affecting this sector. The higher return should be viewed as compensation for the greater degree of risk.

Sustainability risks may result in a negative impact on the returns of the Subfund. In particular, acute and chronic physical risks, new carbon taxes, exposures to litigation and changing consumer behavior have been identified as being highly relevant. Generally, these risks may lead to increased default risks for the investments. The main sustainability risks may change in the future.

Potential investors are also referred to the risks set out in Chapter 7, “Risk Factors” under section “Sustainability Risks”.

**Investment Manager**

The Management Company has appointed Credit Suisse Asset Management (Schweiz) AG, Zurich, as Investment Manager.

**Subscription, Redemption and Conversion of Shares**

Subscription, redemption and conversion applications must be submitted in written form to the Central Administration or a Distributor authorized by the Company to accept such applications, by 3 p.m. (Central European Time) one Banking Day prior to the Valuation Day on any day on which banks are open for business in Luxembourg.

Subscription, redemption and conversion applications received after this cut-off time shall be deemed to have been received prior to 3 p.m. on the following Banking Day.

Payment of the issue price must be effected within one Banking Day after the Valuation Day on which the issue price of the Shares was determined. Payment of the redemption price of the Shares shall be made within one Banking Day following calculation of this price.

By derogation to Chapter 5, “Investment in CS Investment Funds 1”, ii) Subscription of Shares, subscriptions and redemptions of fractions shall not be permitted and subscription and redemption applications may only be expressed in number of Shares and not in terms of subscription / redemption monies.

**Adjustment of the Net Asset Value (Single Swing Pricing)**

The Net Asset Value calculated in accordance with Chapter 8, “Net Asset Value” will be increased by up to a maximum of 2% per Share in the event of a net surplus of subscription applications or reduced by up to a maximum of 2% per Share in the event of a net surplus of redemption applications in respect of the applications received on the respective Valuation Day.

**Under exceptional circumstances the Company may, in the interest of Shareholders, decide to increase the maximum swing factor indicated above. In such case the Company would inform the investors in accordance with Chapter 14, “Information for Shareholders”.**

## Credit Suisse (Lux) SQ Euro Corporate Bond Fund

### Investment Objective

The investment objective of the Subfund is primarily to achieve income and capital appreciation from bonds and other debt securities denominated in Euro issued by corporate issuers while preserving the value of the assets.

This Subfund aims to outperform the return of Bloomberg Euro Aggregate Corp Intermediate benchmark. The Subfund is actively managed. The benchmark has been selected because it is representative of the investment universe of the Subfund and it is therefore an appropriate performance comparator. The majority of the Subfund's exposure to bonds will likely be components of or have weightings derived from the benchmark. The Investment Manager will to some extent use its discretion to overweight or underweight certain components of the benchmark and to a lesser extent invest in bonds not included in the benchmark in order to take advantage of specific investment opportunities. It is thus expected that the performance of the Subfund may to a limited extent deviate from the benchmark.

### Investment Principles

At least two-thirds of the net assets of the Subfund shall be invested in bonds (including zero-coupon bonds, subordinated bonds, covered bonds perpetual bonds, and securities issued on a discount basis) and other fixed-interest and floating-rate securities (including fixed rate bonds, floating rate notes) of corporate issuers which are domiciled in or carry out the bulk of their business activities in Europe.

Subject to conditions set out in Chapter 4 "Investment Policy", the Subfund may invest in ancillary liquid assets (i.e. bank deposits at sight) up to 20% of the total net assets of the Subfund in order to cover current or exceptional payments, or for the time necessary to reinvest in eligible assets under Part I of the Law of December 17, 2010 or for a period of time strictly necessary in case of unfavourable market conditions.

The Subfund may also invest up to one-third of the net assets (including the bank deposits at sight referred to above), in cash, time deposits, liquidity funds, money market funds, money market instruments, bonds of corporate issuers as well as in government and semi-government bonds worldwide (including emerging markets). In any case and for the avoidance of doubt, investments in liquidity funds and money market funds is limited to 10% of the total net assets. The Subfund's assets will on average have a rating of at least BBB- by Standard & Poor's or Baa3 by Moody's and have an individual rating of at least "B" by Standard & Poor's or B2 by Moody's or debt instruments which exhibit similar credit quality in the view of the Management Company at the time the investment is made.

In addition to direct investments, the Subfund may conduct futures and options as well as swap transactions (interest-rate swaps, credit default swaps and total return swaps) for the purpose of hedging and the efficient management of the portfolio.

The principal amount of the Subfund's assets that can be subject to total return swaps may represent up to a maximum of 10% of the net asset value of the Subfund calculated by way of the sum of notionals of the total return swaps. It is generally expected that the amount of such total return swap will remain within the range of 0% to 10% of the net asset value of the Subfund calculated by way of the sum of notionals of the total return swaps. In certain circumstances this proportion may be higher.

The sum of notionals takes into account the absolute value of the notional exposure of the total return swaps used by the Subfund. The expected amount of such total return swaps is an indicator of the intensity of the use of total return swaps within the Subfund. However, it is not necessarily an indicator of the investment risks in relation to those instruments because it does not take into account any netting or hedging effects.

The Investment Manager will use the Smart Quant (SQ) technology for the investment process of the Subfund for screening the investment universe to systematically select securities based on factor investing principles for quality and value.

A maximum of 5% of the Subfund's net assets may be invested in contingent capital instruments.

The Subfund may also invest up to 5% of its net assets in asset-backed securities (ABS) and mortgage-backed securities (MBS).

Furthermore, the Subfund may actively manage its currency exposure through the use of forward exchange transactions and swap transactions.

The Subfund qualifies as a financial product under Art. 8(1) of SFDR.

Information about the environmental or social characteristics promoted by the Subfund is available in the SFDR Annex of this Prospectus.

### Global Exposure

The global exposure of the Subfund will be calculated on the basis of the commitment approach.

### Risk Information

Investors should read, be aware of and consider Chapter 7, "Risk Factors" of the Prospectus and the risk information described below:

Since this Subfund may hold debt instruments in the non-investment grade sector, the debt instruments may present a greater risk in terms of further downgrading or may exhibit a greater default risk than debt instruments of first-class issuers. The higher return should be viewed as compensation for the greater degree of risk attached to the debt instruments and the Subfunds' higher volatility. The potential investor must be aware that even the complete loss of some investments cannot be fully ruled out. In order to reduce such risks, however, the issuers are carefully monitored, and they are widely diversified.

The probable returns on securities of issuers from emerging countries (emerging markets) are generally higher than the returns on similar securities of equivalent issuers from countries not classed as emerging (i.e. developed countries).

A "developed country" would be a country that is classified by the World Bank as being a "high income country" and/or not included in an emerging market financial index by a leading index provider and shall be understood as a country which, unlike emerging countries, is considered in common practice to have a mature and sophisticated economy, in particular with advanced technological infrastructures, diversified sectors of activity, quality healthcare system and higher access to education.

In this context, emerging countries and developing markets are defined as countries which are not classified by the World Bank as high income countries. In addition, high income countries which are included in an emerging market financial index of a leading service provider may also be considered as emerging countries and developing markets if deemed appropriate by the Management Company in the context of a Subfund's investment universe. The markets in emerging countries are much less liquid than the developed equity markets. Moreover, in the past, these markets have experienced higher volatility than the developed markets. Potential investors should be aware that, due to the political and economic situation in emerging countries, investments in this Subfund entail a greater degree of risk, which could in turn reduce the return on the Subfund's assets. Investments in these Subfunds should only be made on a long-term basis. The investments of this Subfund are exposed to the following risks (among others): less effective public supervision, accounting and auditing methods and standards which do not match the requirements of Western legislation, possible restrictions on repatriation of the capital invested, counterparty risk in respect of individual transactions, market volatility, and insufficient liquidity affecting the Subfund's investments. It must also be borne in mind that companies are selected regardless of their market capitalization (small, mid, large caps) or sector. This may lead to a concentration in terms of market segments or sectors.

Contingent capital instruments can convert from bonds to equities or could be written-down should specific events occur, (a so-called "mechanical trigger"). The conversion into equity or a write-down may lead to a substantial loss in value. In the event of a conversion, the equities received may be at a discount to the share price of that equity when the bond was purchased, resulting in an increased risk of capital loss. Contingent capital instruments may, in addition to or next to, mechanical triggers, be subject to "point of non-viability triggers" which bear the same consequences, i.e. conversion into equity or write-down. These point of non-viability triggers are activated based on the relevant regulator's assessment of the issuers solvency prospects. Certain subordinated corporate debt securities may be callable, meaning they may be redeemed by the issuer on a specific date at a predefined price. In the event such debt securities are not redeemed on the specified call date, the issuer may extend the maturity indefinitely and defer or reduce the coupon payment. The credit worthiness of unrated debt securities is not measured by reference to an independent credit rating agency. Subordinated corporate debt securities carry a higher risk of loss than senior corporate debt securities, including those issued by the same issuer. Investors are advised to consider the risks corresponding to investments in contingent capital instruments set out in Chapter 7, "Risk Factors".

Sustainability risks may result in a negative impact on the returns of the Subfund. In particular, acute and chronic physical risks, new carbon taxes, exposures to litigation and changing consumer behavior have been identified as being highly relevant. Generally, these risks may lead to increased default risks for the investments. The main sustainability risks may change in the future.

Potential investors are also referred to the risks set out in Chapter 7, "Risk Factors" under section "Sustainability Risks".

### Investor Profile

The Subfund is suitable for investors with low risk tolerance and a medium-term view who wish to invest in a broadly diversified portfolio of debt securities.

**Investment Manager**

The Management Company has appointed Credit Suisse Asset Management (Schweiz) AG, Zurich, as Investment Manager.

**Costs Associated with the use of external quantitative tool**

The Investment Manager will use the Smart Quant (SQ) technology for the investment process of the Subfund for screening the investment universe to systematically select securities based on factor investing principles for quality and value. The SQ technology will be provided by an external service provider. Separate costs amounting to maximum 0.10% p.a. shall be charged to the Subfund. Such services form part of the investment process and are contractually agreed with the Investment Manager.

**Subscription, Redemption and Conversion of Shares**

Subscription, redemption and conversion applications must be submitted in written form to the Central Administration or a Distributor authorized by the Company to accept such applications, by 3 p.m. (Central European Time) one Banking Day prior to the Valuation Day on any day on which banks are open for business in Luxembourg.

Subscription, redemption and conversion applications received after this cut-off time shall be deemed to have been received prior to 3 p.m. on the next following Banking Day.

Payment of the issue price must be effected within one Banking Day after the Valuation Day on which the issue price of the Shares was determined. Payment of the redemption price of the Shares shall be made within one Banking Day following calculation of this price.

**Adjustment of the Net Asset Value (Single Swing Pricing)**

The Net Asset Value calculated in accordance with Chapter 8, "Net Asset Value" will be increased by up to a maximum of 2% per Share in the event of a net surplus of subscription applications or reduced by up to a maximum of 2% per Share in the event of a net surplus of redemption applications in respect of the applications received on the respective Valuation Day.

**Under exceptional circumstances the Company may, in the interest of Shareholders, decide to increase the maximum swing factor indicated above. In such case the Company would inform the investors in accordance with Chapter 14, "Information for Shareholders".**

**UBS (Lux) Global High Yield Bond Fund****Investment Objective**

The investment objective of the Subfund is primarily to achieve income and capital appreciation based on the performance of bonds and other debt securities denominated in any currency issued by corporate issuers with a below investment grade rating while preserving the value of the assets.

This Subfund aims to outperform the return of the Bloomberg Global High Yield Corporate (TR) (Hedged into USD) benchmark. The Subfund is actively managed. The benchmark is used as a reference point for portfolio construction and as a basis for setting risk constraints. The majority of the Subfund's exposure to bonds will not necessarily be components of or have weightings derived from the benchmark. The Investment Manager will use its discretion to significantly deviate the weighting of certain components of the benchmark and to significantly invest in bonds not included in the benchmark in order to take advantage of specific investment opportunities. It is thus expected that the performance of the Subfund will significantly deviate from the benchmark.

**Investment Principles**

At least two-thirds of the total assets of the Subfund shall be invested directly in debt instruments, bonds (including fixed rate bonds, zero-coupon, subordinated and perpetual bonds), notes, and similar fixed interest or floating-rate securities (including floating rate notes and securities issued on a discount basis) of corporate issuers in the non-investment grade sector or indirectly via derivatives which are covered by cash, money market instruments or short term investment grade bonds.

The Subfund may invest a significant part of its net assets in Emerging Markets (as defined below in the section "Risk Information"). Additionally the Subfund may invest in convertible bonds, convertible notes and warrant bonds.

The Subfund may also invest up to 10% of its net assets in asset-backed securities (ABS), as well as in addition up to a maximum of 10% of the Subfund's net assets may be invested in contingent capital instruments. ABSs are, in principle, securities the payments of which (interest payments and principal re-payments) are secured by a pool of receivables.

Subject to conditions set out in Chapter 4 "Investment Policy", the Subfund may invest in ancillary liquid assets (i.e. bank deposits at sight) up to 20% of the total net assets of the Subfund in order to cover current or exceptional payments, or for the time necessary to reinvest in eligible assets under Part I of the Law of December 17, 2010 or for a period of time strictly necessary in case of unfavourable market conditions.

The Subfund may furthermore invest up to a maximum of 10% of its net assets (including the bank deposits at sight referred to above) in cash, time deposits, liquidity funds, money market funds, money market instruments, equities or other equity type securities and in warrants on such equities issued by issuers from developed countries.

In addition to direct investments, the Subfund may contract futures and options as well as swap transactions (interest-rate swaps) for the purpose of hedging and the efficient management of the portfolio.

The Subfund may use securities (credit linked notes) as well as techniques and instruments (credit default swaps) for the purpose of managing the credit risk. Furthermore, the Subfund may actively manage its currency exposure through the use of forward exchange transactions and swap transactions. A significant part of the Subfund's net assets will be denominated in or hedged into USD. For the remaining part, the Subfund may actively manage its currency exposure.

The Subfund qualifies as a financial product under Art. 6 of SFDR.

The investments underlying this financial product do not take into account the EU criteria for environmentally sustainable economic activities.

**Global Exposure**

The global exposure of the Subfund will be calculated on the basis of the commitment approach.

**Risk Information**

Investors should read, be aware of and consider Chapter 7, "Risk Factors" of the Prospectus and the risk information described below:

Income from securities in the non-investment grade sector is higher than that earned from first-class issuers. However, the risk of losses is also greater. The higher income should be regarded as compensation for the fact that investments in this segment involve a greater risk of losses. The Subfund is more dynamic than other bond funds and has greater opportunities for growth. However, a drop in price is possible at any time.

Potential investors should note that the counterparty risk related to the derivative strategy cannot be eliminated completely. The Subfund, however, will endeavour to minimize these risks by engaging in various hedging activities.

The probable returns on securities of issuers from emerging countries (emerging markets) are generally higher than the returns on similar securities of equivalent issuers from countries not classed as emerging (i.e. developed countries).

A “developed country” would be a country that is classified by the World Bank as being a “high income country” and/or not included in an emerging market financial index by a leading index provider and shall be understood as a country which, unlike emerging countries, is considered in common practice to have a mature and sophisticated economy, in particular with advanced technological infrastructures, diversified sectors of activity, quality healthcare system and higher access to education.

In this context, emerging countries and developing markets are defined as countries which are not classified by the World Bank as high income countries. In addition, high income countries which are included in an emerging market financial index of a leading service provider may also be considered as emerging countries and developing markets if deemed appropriate by the Management Company in the context of a Subfund’s investment universe. The markets in emerging countries are much less liquid than the developed equity markets. Moreover, in the past, these markets have experienced higher volatility than the developed markets.

Potential investors should be aware that, due to the political and economic situation in emerging countries, investments in this Subfund entail a greater degree of risk, which could in turn reduce the return on the Subfund’s assets. Investments in these Subfunds should only be made on a long-term basis. The investments of this Subfund are exposed to the following risks (among others): less effective public supervision, accounting and auditing methods and standards which do not match the requirements of Western legislation, possible restrictions on repatriation of the capital invested, counterparty risk in respect of individual transactions, market volatility, and insufficient liquidity affecting the Subfund’s investments. It must also be borne in mind that companies are selected regardless of their market capitalization or sector. This may lead to a concentration in terms of market segments or sectors.

Contingent capital instruments can convert from bonds to equities or could be written-down should specific events occur, (a so-called “mechanical trigger”). The conversion into equity or a write-down may lead to a substantial loss in value. In the event of a conversion, the equities received may be at a discount to the share price of that equity when the bond was purchased, resulting in an increased risk of capital loss. Contingent capital instruments may, in addition to or next to, mechanical triggers, be subject to “point of non-viability triggers” which bear the same consequences, i.e. conversion into equity or write-down. These point of non-viability triggers are activated based on the relevant regulator’s assessment of the issuers solvency prospects. Certain subordinated corporate debt securities may be callable, meaning they may be redeemed by the issuer on a specific date at a predefined price. In the event such debt securities are not redeemed on the specified call date, the issuer may extend the maturity indefinitely and defer or reduce the coupon payment. The credit worthiness of unrated debt securities is not measured by reference to an independent credit rating agency. Subordinated corporate debt securities carry a higher risk of loss than senior corporate debt securities, including those issued by the same issuer. Investors are advised to consider the risks corresponding to investments in contingent capital instruments set out in Chapter 7, “Risk Factors”.

Sustainability risks may result in a negative impact on the returns of the Subfund. The main sustainability risks are identified and managed in the context of the overall risk management process and may change over time.

Potential investors are also referred to the risks set out in Chapter 7, “Risk Factors” under section “Sustainability Risks”.

#### Investor Profile

The Subfund is suitable for investors with high risk tolerance and a medium-term view who wish to invest in a broadly diversified portfolio of debt securities within the high yield sector.

#### Investment Managers

The Management Company has appointed UBS Asset Management (Americas) LLC and UBS Asset Management (UK) Limited, as Investment Managers.

The Investment Managers are expected, subject to the “at arms’ length” principle, to enter into a substantial number of transactions to purchase financial instruments from and sell financial instruments to affiliates on behalf of the Subfund. In connection with investment recommendations and related transactions that may be viewed as principal transactions with the Investment Managers, UBS Group AG or their affiliates, the Investment Managers further intend to comply with Section 206(3) of the U.S. Investment Advisers Act of 1940 by requesting an independent approval of such transactions. In this regard, the Investment Managers may enter into an agreement with an unaffiliated third party to serve as the conflicts review service provider to review and approve such transactions on a trade-by-trade basis. Related fees shall be paid out of the assets of the Subfund and included in the Ongoing Charges disclosed in the PRIIPS KID.

#### Subscription, Redemption and Conversion of Shares

Subscription, redemption and conversion applications must be submitted in written form to the Central Administration or a Distributor authorized by the Company to accept such applications, by 3 p.m. (Central European Time) one Banking Day prior to the Valuation Day on any day on which banks are open for business in Luxembourg.

Subscription, redemption and conversion applications received after this cut-off time shall be deemed to have been received prior to 3 p.m. on the next following Banking Day.

Payment of the issue price must be effected within two Banking Days after the Valuation Day on which the issue price of the Shares was determined. Payment of the redemption price of the Shares shall be made within two Banking Days following calculation of this price.

#### Adjustment of the Net Asset Value (Single Swing Pricing)

The Net Asset Value calculated in accordance with Chapter 8, “Net Asset Value” will be increased by up to a maximum of 2% per Share in the event of a net surplus of subscription applications or reduced by up to a maximum of 2% per Share in the event of a net surplus of redemption applications in respect of the applications received on the respective Valuation Day.

**Under exceptional circumstances the Company may, in the interest of Shareholders, decide to increase the maximum swing factor indicated above. In such case the Company would inform the investors in accordance with Chapter 14, “Information for Shareholders”.**

The Fund complies with Article 6 of SFDR. It does not consider principal adverse impacts on sustainability factors due to its investment strategy and the nature of the underlying investments (SFDR Art. 7).



## Credit Suisse (Lux) Global Inflation Linked Bond Fund

### Investment Objective

The objective of this Subfund is to generate a regular, inflation-hedged income in US dollar (Reference Currency).

This Subfund aims to outperform the return of Bloomberg World Govt Inflation-Linked 1-10Y (TR) (Hedged into USD) benchmark. The Subfund is actively managed. The benchmark has been selected because it is representative of the investment universe of the Subfund and it is therefore an appropriate performance comparator. The majority of the Subfund's exposure to bonds will likely be components of or have weightings derived from the benchmark. The Investment Manager will to some extent use its discretion to overweight or underweight certain components of the benchmark and to a lesser extent invest in bonds not included in the benchmark in order to take advantage of specific investment opportunities. It is thus expected that the performance of the Subfund may to a limited extent deviate from the benchmark.

### Investment Principles

At least two-thirds of the Subfunds' total assets are invested worldwide in inflation-indexed debt instruments, bonds (including fixed rate bonds, inflation-linked bonds, zero-coupon bonds, covered bonds, government and semi-government bonds), notes (including floating rate notes), similar fixed-interest or floating-rate securities (including securities issued on a discount basis) of average or high quality (rated at least "BBB-" by Standard & Poor's or "Baa3" by Moody's, or debt instruments which exhibit similar credit quality in the view of the Management Company).

Subject to conditions set out in Chapter 4 "Investment Policy", the Subfund may invest in ancillary liquid assets (i.e. bank deposits at sight) up to 20% of the total net assets of the Subfund in order to cover current or exceptional payments, or for the time necessary to reinvest in eligible assets under Part I of the Law of December 17, 2010 or for a period of time strictly necessary in case of unfavourable market conditions. The Subfund may also invest up to 20% of its net assets (including the bank deposits at sight referred to above), in cash, time deposits, liquidity funds, money market funds and money market instruments. In any case and for the avoidance of doubt, investments in liquidity funds and money market funds is limited to 10% of the total net assets. The Subfund may also invest up to 20% of its net assets in asset-backed securities (ABS) and mortgage-backed securities (MBS).

In order to diversify the range of borrowers, to permit more flexible management of durations and hedge inflation risks in markets without index-linked debt securities, the inflation protection may be constructed synthetically.

A synthetically constructed inflation hedge is created by hedging inflation risk through the use of inflation swaps with first-class financial institutions which specialize in this type of transaction. By combining a nominal bond and inflation swap, a synthetic inflation-indexed debt instrument is created. Inflation swaps protect the investor against inflation risk in the same way as inflation-indexed debt instruments, specifically through the substitution of the expected rate of inflation with the actual rate.

Such transactions are effected in the currency in which the assets being hedged are denominated, unless there are insufficient hedging instruments in such currency or if they are unfavorable in terms of cost. In such cases, the Subfund may also use hedging instruments in other currencies, if it is likely that these currencies and those of the assets being hedged are exposed to similar fluctuations.

The Subfund qualifies as a financial product under Art. 8(1) of SFDR.

Information about the environmental or social characteristics promoted by the Subfund is available in the SFDR Annex of this Prospectus.

### Global Exposure

The global exposure of the Subfund will be calculated on the basis of the commitment approach.

### Risk Information

Investors should read, be aware of and consider Chapter 7, "Risk Factors" of the Prospectus and the risk information described below:

Since the Subfund may invest in debt instruments in the lower investment grade sector, the underlying debt instruments may present a greater risk in terms of downgrading or may exhibit a greater default risk than debt instruments of first-class issuers. The higher return should be viewed as compensation for the greater degree of risk.

The inflation hedge mechanism results in inflation-indexed debt instruments performing better than nominal bonds when inflation is higher than expected. Conversely, nominal bonds will perform better than inflation-indexed debt instruments in periods when the rate of inflation is lower than expected.

There are conservative Subfunds than can be expected to exhibit moderate but fairly steady growth. A slight drop in price over a one year time horizon cannot be ruled out.

Sustainability risks may result in a negative impact on the returns of the Subfund. In particular, acute and chronic physical risks, new carbon taxes, exposures to litigation and changing consumer behavior have been identified as being highly relevant. Generally, these risks may lead to increased default risks for the investments. The main sustainability risks may change in the future.

Potential investors are also referred to the risks set out in Chapter 7, "Risk Factors" under section "Sustainability Risks".

### Investor Profile

This Subfund is suitable for investors with low risk tolerance and a medium-term view who wish to invest in a broadly diversified portfolio of debt securities.

### Investment Manager

The Management Company has appointed Credit Suisse Asset Management (Schweiz) AG, Zurich, as Investment Manager.

### Subscription, Redemption and Conversion of Shares

Subscription, redemption and conversion applications must be submitted in written form to the Central Administration or a Distributor authorized by the Company to accept such applications, by 3 p.m. (Central European Time) one Banking Day prior to the Valuation Day on any day on which banks are open for business in Luxembourg.

Subscription, redemption and conversion applications received after this cut-off time shall be deemed to have been received prior to 3 p.m. on the next following Banking Day.

Payment of the issue price must be effected within one Banking Day after the Valuation Day on which the issue price of the Shares was determined. Payment of the redemption price of the Shares shall be made within one Banking Day following calculation of this price.

### Adjustment of the Net Asset Value (Single Swing Pricing)

The Net Asset Value calculated in accordance with Chapter 8, "Net Asset Value" will be increased by up to a maximum of 2% per Share in the event of a net surplus of subscription applications or reduced by up to a maximum of 2% per Share in the event of a net surplus of redemption applications in respect of the applications received on the respective Valuation Day.

**Under exceptional circumstances the Company may, in the interest of Shareholders, decide to increase the maximum swing factor indicated above. In such case the Company would inform the investors in accordance with Chapter 14, "Information for Shareholders".**

## UBS (Lux) Credit Income Fund

### Investment Objective

The investment objective of the Subfund is primarily to achieve income and capital appreciation from fixed income securities denominated in any currency while preserving the value of the assets.

This Subfund aims to outperform the return of the Bloomberg Multiverse Index (USD hedged) benchmark. The Subfund is actively managed. The benchmark has been selected because it is representative of the investment universe of the Subfund and it is therefore an appropriate performance comparator. The majority of the Subfund's exposure to bonds will not necessarily be components of or have weightings derived from the benchmark. The Investment Manager will use its discretion to significantly deviate the weighting of certain components of the benchmark and to significantly invest in bonds not included in the benchmark in order to take advantage of specific investment opportunities. It is thus expected that the performance of the Subfund will significantly deviate from the benchmark.

### Investment Principles

At least two-thirds of the total assets of the Subfund shall be invested in fixed-income instruments, bonds (including fixed rate bonds, zero-coupon bonds, inflation linked bonds, subordinated bonds, covered bonds, and perpetual bonds) and similar fixed interest or floating-rate securities (including floating rate notes and securities issued on a discount basis) issued by private, semi-private and public issuers from developed and emerging countries. Emerging countries are defined below in the section "Risk Information".

Additionally, the Subfund may invest its assets in securitized products such as asset-backed and mortgage backed securities. Asset-backed securities (ABS) are, in principle, securities the payments of which (interest payments and principal repayments) are secured by a pool of receivables. Mortgage-backed securities (MBS) are, in principle, securities the payments of which (interest and principal repayments) are secured by a pool of mortgages.

In particular, the Subfund invests in residential or commercial mortgage backed securities, consumer asset-backed securities (backed by student-, small and medium enterprises (SME), car- and other leasing-contracts), collateralized loan obligations (CLOs) backed by corporate loans and covered bonds/Pfandbriefe.

Except for ABS and MBS securities stated below, there are no restrictions on the investment universe of the Subfund in terms of the issuers' credit ratings provided, however, that the Subfund shall invest in instruments rated at least "B-" by Standard & Poor's or "B3" by Moody's, at time the investment is made, or which exhibit similar credit quality in the view of the Management Company. The Subfund's investment in ABS and MBS are made primarily in securities which have an investment grade credit quality (rated "BBB-" by Standard & Poor's or "Baa3" by Moody's or a similar credit quality in the view of the Management Company). Subject to conditions set out in Chapter 4 "Investment Policy", the Subfund may invest in ancillary liquid assets (i.e. bank deposits at sight) up to 20% of the total net assets of the Subfund in order to cover current or exceptional payments, or for the time necessary to reinvest in eligible assets under Part I of the Law of December 17, 2010 or for a period of time strictly necessary in case of unfavourable market conditions. The Subfund may also invest up to a maximum of 10% of its net assets (including the bank deposits at sight referred to above) in cash, time deposits, liquidity funds, money market funds, money market instruments, equities or other equity type securities and in warrants on such equities issued by issuers from developed countries as well as in addition up to 10% of its net assets maybe invested into contingent capital instruments. The Subfund may conduct futures and options as well as swap transactions (interest rate swaps, credit default swaps, total return swaps and cross currency swaps) for investment and for hedging and the efficient portfolio management purposes.

The principal amount of the Subfund's assets that can be subject to total return swaps may represent up to a maximum of 20% of the net asset value of the Subfund calculated by way of the sum of notionals of the total return swaps. It is generally expected that the amount of such total return swap will remain within the range of 0% to 20% of the net asset value of the Subfund calculated by way of the sum of notionals of the total return swaps. In certain circumstances this proportion may be higher.

The sum of notionals takes into account the absolute value of the notional exposure of the total return swaps used by the Subfund. The expected amount of such total return swaps is an indicator of the intensity of the use of total return swaps within the Subfund. However, it is not necessarily an indicator of the investment risks in relation to those instruments because it does not take into account any netting or hedging effects.

The Subfund may engage in active currency allocation and invest in any currency but generally, the Subfund's investments in currencies other than the Subfund's Reference Currency will be hedged against the Subfund's Reference Currency.

The Subfund qualifies as a financial product under Art. 8(1) of SFDR.

Information about the environmental or social characteristics promoted by the Subfund is available in the SFDR Annex of this Prospectus.

### Global Exposure

The global exposure of the Subfund will be calculated on the basis of the commitment approach.

### Risk Information

Investors should read, be aware of and consider Chapter 7, "Risk Factors" of the Prospectus and the risk information described below:

Mortgage-backed securities differ from conventional debt securities because principal is paid back over the life of the security rather than at maturity. Most mortgage-backed and asset-backed securities, in general, entail risks that differ from conventional fixed income instruments as they are also subject to early prepayment, credit or default risks affecting the underlying securities. Early prepayment of principal can be expected to accelerate during periods of declining interest rates. Such prepayments can usually be reinvested only at the lower yields then prevailing in the market. Therefore, during periods of declining interest rates, these securities are less likely than other fixed-income securities to appreciate in value and less effective at locking in a particular yield. On the other hand, mortgage-backed and asset-backed securities are subject to substantially the same risk of depreciation during periods of rising interest rates as other fixed-income securities. Issuers of asset-backed securities may have limited ability to enforce the security interest in the underlying assets, and credit enhancements provided to support the securities, in any, may be inadequate to protect investors in the event of default.

The real estate risks of investing in commercial and residential mortgage-backed securities include the risks of investing in the real estate securing the underlying loans, local and other economic conditions, the ability of tenants to make payments and the ability of the property to attract and retain tenants. There can be no assurance that many commercial and residential mortgage-backed securities will not be subject to significant declines in values or outright defaults. Since this Subfund may invest in debt instruments in the non-investment grade sector, the underlying debt instruments may present a greater risk in terms of downgrading or may exhibit a greater default risk than debt instruments of first-class issuers. The higher return should be viewed as compensation for the greater degree of risk attached to the related debt instruments and the Subfund's higher volatility. Potential investors must be aware that the loss of their entire investment cannot be completely ruled out. To reduce such risks, however, the individual issuers are subject to close monitoring. Also, the investments are broadly diversified by issuer.

Credit ratings issued by credit rating agencies are designed to evaluate the safety of principal and interest payments of rated securities. Credit rating agencies may or may not make timely changes in a rating to reflect changes in the economy or in the conditions of the issuer that affect the market value of the security. Investments in asset backed or mortgage backed securities may be highly volatile. Investors must accept the possibility of major capital losses. The Company and the Management Company, however, will seek to minimize such risks by a strict selection of the investments and an adequate spreading of the risks involved. Nevertheless, the possibility of an entire loss cannot be ruled out.

Covered bonds are debt securities typically backed by a pool of mortgages or public sector loans, which is replenished if a loan within the asset pool defaults. As opposed to ABS created through securitization, the asset pool of a covered bond remains on the issuers consolidated balance sheet. A large share of the covered bond market consists of bonds backed by mortgage loans, which means the risk profile of the securities usually depends on factors affecting banks' underlying mortgage portfolios. These portfolios generally reflect the health of the housing market and of employment, although the wider economy and regulation also come into play.

Rating assigned to covered bonds address the expected loss posed to bondholders. Any rating agency may lower its rating or withdraw its rating if, inter alia, in the sole judgment of that rating agency, the credit quality of the covered bonds is lowered or withdrawn, the market value of the covered bonds may be reduced.

Investments in illiquid securities such as unquoted asset-backed securities may not have reliable price sources or may be priced only on a weekly or longer frequency. Thus the valuation of the Subfund's assets may not be accurate when relying on the available pricing sources. When assets are sold for example due to redemptions, important discrepancies may appear between the last valuation price of such securities and the effective sales proceeds received from the counterparties.

For securities of issuers which, according to market assessments, have no good creditworthiness (non-investment grade) and may promise higher returns than comparable government bonds, a higher-than average volatility must be expected and even the complete loss of some investments cannot be ruled out. In order to reduce such risks, however, the issuers are carefully monitored, and they are widely diversified.

The probable returns on securities of issuers from emerging countries (emerging markets) are generally higher than the returns on similar securities of equivalent issuers from countries not classed as emerging (i.e. developed countries). A “developed country” would be a country that is classified by the World Bank as being a “high income country” and/or not included in an emerging market financial index by a leading index provider and shall be understood as a country which, unlike emerging countries, is considered in common practice to have a mature and sophisticated economy, in particular with advanced technological infrastructures, diversified sectors of activity, quality healthcare system and higher access to education.

In this context, emerging countries and developing markets are defined as countries which are not classified by the World Bank as high income countries. In addition, high income countries which are included in an emerging market financial index of a leading service provider may also be considered as emerging countries and developing markets if deemed appropriate by the Management Company in the context of a Subfund’s investment universe. The markets in emerging countries are much less liquid than the developed equity markets. Moreover, in the past, these markets have experienced higher volatility than the developed markets. Potential investors should be aware that, due to the political and economic situation in emerging countries, investments in this Subfund entail a greater degree of risk, which could in turn reduce the return on the Subfund’s assets. Investments in these Subfunds should only be made on a long-term basis. The investments of this Subfund are exposed to the following risks (among others): less effective public supervision, accounting and auditing methods and standards which do not match the requirements of Western legislation, possible restrictions on repatriation of the capital invested, counterparty risk in respect of individual transactions, market volatility, and insufficient liquidity affecting the Subfund’s investments. It must also be borne in mind that companies are selected regardless of their market capitalization (small, mid, large caps) or sector. This may lead to a concentration in terms of market segments or sectors.

Contingent capital instruments can convert from bonds to equities or could be written-down should specific events occur, (a so-called “mechanical trigger”). The conversion into equity or a write-down may lead to a substantial loss in value. In the event of a conversion, the equities received may be at a discount to the share price of that equity when the bond was purchased, resulting in an increased risk of capital loss. Contingent capital instruments may, in addition to or next to, mechanical triggers, be subject to “point of non-viability triggers” which bear the same consequences, i.e. conversion into equity or write-down. These point of non-viability triggers are activated based on the relevant regulator’s assessment of the issuers solvency prospects. Certain subordinated corporate debt securities may be callable, meaning they may be redeemed by the issuer on a specific date at a predefined price. In the event such debt securities are not redeemed on the specified call date, the issuer may extend the maturity indefinitely and defer or reduce the coupon payment. The credit worthiness of unrated debt securities is not measured by reference to an independent credit rating agency. Subordinated corporate debt securities carry a higher risk of loss than senior corporate debt securities, including those issued by the same issuer. Investors are advised to consider the risks corresponding to investments in contingent capital instruments set out in Chapter 7, “Risk Factors”.

Sustainability risks may result in a negative impact on the returns of the Subfund. In particular, acute and chronic physical risks, new carbon taxes, exposures to litigation and changing consumer behavior have been identified as being highly relevant. Generally, these risks may lead to increased default risks for the investments. The main sustainability risks may change in the future.

Potential investors are also referred to the risks set out in Chapter 7, “Risk Factors” under section “Sustainability Risks”.

#### Investor Profile

The Subfund is suitable for investors with medium risk tolerance and a short-term view who wish to invest in a broadly diversified portfolio of debt securities.

#### Investment Manager

The Management Company has appointed Credit Suisse Asset Management (Schweiz) AG, Zurich, as Investment Manager.

#### Subscription, Redemption and Conversion of Shares

Subscription, redemption and conversion applications must be submitted in written form to the Central Administration or a Distributor authorized by the Company to accept such applications, by 3 p.m. (Central European Time) one

Banking Day prior to the Valuation Day on any day on which banks are open for business in Luxembourg.

Subscription, redemption and conversion applications received after this cut-off time shall be deemed to have been received prior to 3 p.m. on the next following Banking Day.

Payment of the issue price must be effected within one Banking Day after the Valuation Day on which the issue price of the Shares was determined. Payment of the redemption price of the Shares shall be made within one Banking Day following calculation of this price.

#### Adjustment of the Net Asset Value (Single Swing Pricing)

The Net Asset Value calculated in accordance with Chapter 8, “Net Asset Value” will be increased by up to a maximum of 2% per Share in the event of a net surplus of subscription applications or reduced by up to a maximum of 2% per Share in the event of a net surplus of redemption applications in respect of the applications received on the respective Valuation Day.

**Under exceptional circumstances the Company may, in the interest of Shareholders, decide to increase the maximum swing factor indicated above. In such case the Company would inform the investors in accordance with Chapter 14, “Information for Shareholders”.**

## Credit Suisse (Lux) Global Value Bond Fund

### Investment Objective

The objective of the Subfund is primarily to achieve income and capital appreciation from bonds and other debt securities, denominated in any currency, issued by any type of issuer globally by means of active sector rotation in the fixed-income area, while preserving the value of the assets.

This Subfund aims to outperform the return of the SOFR + 1.00% p.a. benchmark. The Subfund is actively managed. The benchmark is used as a reference point for determining the long term target performance that the Subfund intends to achieve whatever the market conditions are. It is thus expected that the performance of the Subfund will to a significant extent deviate from the benchmark. There are however market conditions that may result in the performance of the Subfund being closer to the performance of the benchmark or, on the contrary, significantly different from the performance of the benchmark.

### Investment Principles

To achieve this, the Subfund will allocate its investments across various fixed-income asset classes (including fixed rate bonds, zero-coupon bonds, government bonds, semi-government bonds, corporate bonds, inflation-indexed debt securities, bonds of emerging market issuers, bonds of supranational organizations, high-interest and convertible bonds and notes, zero-coupon bonds, subordinated bonds, covered bonds, perpetual bonds and collateralized debt obligations) but also in floating rate notes, while investing across the full spectrum of credit ratings (at least on average “BBB-” by Standard & Poor’s or Baa3 by Moody’s, and with an individual rating of at least “CCC-” by Standard & Poor’s or Caa3 by Moody’s at the time the investment is made, or debt instruments which exhibit similar credit quality in the view of the Management Company) in order to utilize attractive investment opportunities in light of the business cycle and the corresponding development of interest rates and credit spreads.

The strategy of sector rotation is being used for the sake of anticipating economic recovery and contractions in different sectors of the economy, as the global economy moves in cycles. The phases of this cycle – Overheating, Slowdown, Contraction, Recovery – do not always develop in the same way, or in the same timeframe. However, certain parameters of the economy are typical for each phase as is the performance of asset classes and sub-asset classes.

The Subfund will seek, by using various return-enhancing strategies such as duration management and credit management, to generate sustained value added. In particular, it aims to profit from interest rate rises and falls as well as any widening or narrowing of credit spreads. To this end, the Subfund intends to apply a diversified long strategy entailing the use of hedging strategies through financial derivatives such as futures, swaps, options and credit derivatives.

The Subfund may engage in active currency allocation. In doing so, it may buy investment currencies on the basis of currency derivative contracts up to the value of the associated net assets and may sell them against another investment currency for up to the same amount. As the Subfund may enter into active currency allocation, the Subfund investments in currencies other than the Subfund’s Reference Currency does not need to be hedged against such Reference Currency. Accordingly, any fluctuation in the exchange rate for such currencies in relation to the Reference Currency of the Subfund, will affect the Net Asset Value of the Subfund.

With regard to the total exposure associated with the use of derivatives, this diversified long strategy, with active hedging approach is subject to the provisions of Chapter 6, “Investment Restrictions”, in conjunction with Article 42 (3) of the Law of December 17, 2010. The total exposure resulting from the use of financial derivative instruments must not exceed 100% of the total assets of the Subfund. In accordance with its investment objective and the investment instruments set out below, the Subfund will be predominantly oriented, either directly or indirectly, to fixed income investment classes.

The Subfund may invest in Onshore Renminbi denominated debt securities which are traded on the China interbank bond market (the “Onshore Debt Securities”). For the purposes of this Prospectus, “PRC” refers to the People’s Republic of China (excluding the Hong Kong and Macau Special Administrative Regions and Taiwan) and the term “Chinese” shall be construed accordingly.

Under PRC regulations, certain qualified overseas financial institutions are eligible to participate in the China interbank bond direct access program (the “CIBM Program”) to make investments in the PRC interbank bond market. The Investment Manager, on behalf of the Subfund has registered as a qualified institution under the CIBM Program via an onshore interbank bond trade and settlement agent, which has the responsibility for making the relevant filings and account opening with the relevant PRC authorities.

The Subfund may make investments through the CIBM Program. With the appropriate disclosures to the investors, the Subfund may also seek exposure to

PRC fixed income securities through other cross border programs approved by competent regulators including the CSSF.

Subject to conditions set out in Chapter 4 “Investment Policy”, the Subfund may invest in ancillary liquid assets (i.e. bank deposits at sight) up to 20% of the total net assets of the Subfund in order to cover current or exceptional payments, or for the time necessary to reinvest in eligible assets under Part I of the Law of December 17, 2010 or for a period of time strictly necessary in case of unfavourable market conditions. The Subfund may also invest up to 20% of its net assets (including the bank deposits at sight referred to above), cash, time deposits, liquidity funds, money market funds and money market instruments. In any case and for the avoidance of doubt, investments in liquidity funds and money market funds is limited to 10% of the total net assets.

The Subfund may invest in fixed income investments among others via Bond Connect (as defined in Chapter 7, “Risk Factors”).

The Subfund qualifies as a financial product under Art. 8(1) of SFDR.

Information about the environmental or social characteristics promoted by the Subfund is available in the SFDR Annex of this Prospectus.

### Investment Instruments

To achieve its investment objective, the Subfund may, subject to the aforementioned investment principles, use any of the instruments listed in Chapter 6, “Investment Restrictions”, section 1); these may include, but not be limited to, the instruments specified below:

Bonds, notes, similar fixed- or variable-income securities, money market instruments, and deposits or other callable bank deposits: max. 100% of the Subfund’s total net assets;

Convertible bonds, convertible notes and bonds with warrants: max. 25% of the Subfund’s total net assets;

Contingent capital instruments: max. 20% of the Subfund’s total net assets;

Equities and equity-type securities (without consideration of exposure to the equity market via convertible bonds, convertible notes and warrant bonds): max. 10% of the Subfund’s total net assets.

Structured products:

The Subfund may invest up to 25% of its total net assets in structured products (certificates, notes) issued by first-class banks (or issuers offering investor protection equivalent to that of first-class banks) and in collateralized debt obligations (CDOs), collateralized loan obligations (CLOs), credit-linked notes (CLNs), asset-backed and mortgage-backed securities, which are issued by private, semi-private and public-law issuers worldwide. The investments in ABS and MBS are limited to a maximum of 20% of the total net assets.

These structured products must qualify as transferable securities pursuant to Article 41 of the Law of December 17, 2010 and must be valued regularly and transparently on the basis of independent sources. Unless these structured products contain embedded derivatives pursuant to Article 42 (3) of the Law of December 17, 2010 such products must not entail any leverage effect. The derivatives embedded in such structured products may only be based on investment instruments specified in Chapter 6, “Investment Restrictions”, section 1). In addition to the provisions on risk diversification, the composition of the underlying asset baskets and underlying indices must be sufficiently diversified. Derivatives:

The Subfund may invest up to 100% of its total net assets in derivatives that offer an exposure to the above-mentioned asset classes and comply with the above-mentioned investment principles. These derivatives include interest rate swaps, forwards and futures, options on bonds, bond indices, securities, equity indices and all other permitted financial instruments, credit derivatives such as credit default swaps subject to the provisions of Chapter 6, “Investment Restrictions”, sections 1 g) and 3, but with the following exceptions:

- The Subfund may enter into commitments from credit default swaps on corporates not serving the purpose of hedging amounting to up to 100% of total net assets, though the commitments arising from the protection-buying and protection-providing positions may not in total exceed 100% of total net assets.
- Subject to the daily mark-to-market valuation and any resulting adjustments, the Subfund may engage in active currency allocation. In doing so, it may buy investment currencies on the basis of forward currency contracts up to the value of the associated net assets and may sell them against another investment currency for up to the same amount. However, the Subfund’s exposure to currencies other than the Reference Currency should not exceed 30% of its total net assets.

If the underlying of derivatives are financial indices, such indices shall be chosen in accordance with Article 9 of the Grand-Ducal Regulation of February 8, 2008.

In addition, the Subfund may make use of total return swaps for the purpose of efficient portfolio management.

The principal amount of the Subfund’s assets that can be subject to total return swaps may represent up to a maximum of 20% of the net asset value of the Subfund calculated by way of the sum of notional of the total return swaps. It is

generally expected that the amount of such total return swap will remain within the range of 0% to 20% of the net asset value of the Subfund calculated by way of the sum of notionals of the total return swaps. In certain circumstances this proportion may be higher.

The sum of notionals takes into account the absolute value of the notional exposure of the total return swaps used by the Subfund. The expected amount of such total return swaps is an indicator of the intensity of the use of total return swaps within the Subfund. However, it is not necessarily an indicator of the investment risks in relation to those instruments because it does not take into account any netting or hedging effects.

Furthermore, the Subfund may actively manage its currency exposure through the use of forward exchange transactions and swap transactions.

#### Global Exposure

The global exposure of the Subfund will be calculated on the basis of the commitment approach.

#### Risk Information

Investors should read, be aware of and consider Chapter 7, "Risk Factors" of the Prospectus and the risk information described below:

The Subfund's investments are not subject to any restrictions in terms of the size of the issuers, their geographic region or their credit rating.

The probable returns on securities of issuers from emerging countries (emerging markets) are generally higher than the returns on similar securities of equivalent issuers from countries not classed as emerging (i.e. developed countries).

A "developed country" would be a country that is classified by the World Bank as being a "high income country" and/or not included in an emerging market financial index by a leading index provider and shall be understood as a country which, unlike emerging countries, is considered in common practice to have a mature and sophisticated economy, in particular with advanced technological infrastructures, diversified sectors of activity, quality healthcare system and higher access to education.

In this context, emerging countries and developing markets are defined as countries which are not classified by the World Bank as high income countries. In addition, high income countries which are included in an emerging market financial index of a leading service provider may also be considered as emerging countries and developing markets if deemed appropriate by the Management Company in the context of a Sub-Fund's investment universe. The markets in emerging countries are much less liquid than the developed equity markets. Moreover, in the past, these markets have experienced higher volatility than the developed markets.

Potential investors should be aware that, due to the political and economic situation in emerging countries, investments in this Subfund entail a greater degree of risk, which could in turn reduce the return on the Subfund's assets. Investments in these Subfunds should only be made on a long-term basis. The investments of this Subfund are exposed to the following risks (among others): less effective public supervision, accounting and auditing methods and standards which do not match the requirements of Western legislation, possible restrictions on repatriation of the capital invested, counterparty risk in respect of individual transactions, market volatility, and insufficient liquidity affecting the Subfund's investments. It must also be borne in mind that companies are selected regardless of their market capitalization or sector. This may lead to a concentration in terms of market segments or sectors.

Since this Subfund may invest in debt instruments in the non-investment grade sector, the underlying debt instruments may present a greater risk in terms of downgrading or may exhibit a greater default risk than debt instruments of first-class issuers. The higher return should be viewed as compensation for the greater degree of risk attached to the related debt instruments and the Subfund's higher volatility. Potential investors must be aware that the loss of their entire investment cannot be completely ruled out. To reduce such risks, however, the individual issuers are subject to close monitoring. Also, the investments are broadly diversified by issuer.

Most asset-backed and mortgage-backed securities entail additional and different risks compared with conventional fixed-interest instruments as they additionally feature early-call rights (prepayment options), credit or loan-loss risks relating to the underlying assets. When interest rates trend downwards, it may be assumed that the early-call rights (prepayment options) are more likely to be exercised. As a rule, the amounts repaid can only be invested at the lower interest rates prevailing at this point in time. These securities can therefore be expected to experience less growth in value at times of falling interest rates than other fixed-income securities; moreover, they are probably less suitable for fixing a specific return. When interest rates are rising, however, asset-backed and mortgage-backed securities are generally subject to the same risk of depreciation as other fixed-income instruments.

The credit ratings awarded by rating agencies should provide a way of assessing the security of the capital and of the interest payments on the securities rated.

There is no certainty that the rating agencies promptly adjust their ratings in line with changes in the economic situation or in the issuer's situation which could affect the market value of the security concerned. Investments in asset-backed or mortgage-backed securities may prove extremely volatile. Investors must expect potentially large capital losses. The Management Company will seek to minimize such risks by a strict selection of investments acquired and by an appropriate spreading of risk. Even so, the risk of a total loss cannot be ruled out. Moreover, it is not inconceivable that the Subfund will invest in asset-backed and mortgage-backed securities that are poorly liquid or that such investments may become less liquid after they have been acquired. Therefore, there may not be reliable price sources for such securities, and it is possible that prices will only be fixed only once a week or even less frequently, with the result that a valuation of such securities based on the available price sources proves imprecise. If securities are sold owing to redemptions, considerable discrepancies may arise between the last valuation of the securities concerned and the actual proceeds obtained by the counterparty.

Prices of convertible bonds are less volatile than those of equities. However, as they are more volatile than those of traditional bonds, investors should have a correspondingly larger risk appetite. Prices of convertible bonds fluctuate in line with equity price changes and interest rate movements. When equity prices are rising, they perform better than traditional bonds; but when share prices are falling, they underperform these instruments.

Contingent capital instruments can convert from bonds to equities or could be written-down should specific events occur, (a so-called "mechanical trigger"). The conversion into equity or a write-down may lead to a substantial loss in value. In the event of a conversion, the equities received may be at a discount to the share price of that equity when the bond was purchased, resulting in an increased risk of capital loss. Contingent capital instruments may, in addition to or next to, mechanical triggers, be subject to "point of non-viability triggers" which bear the same consequences, i.e. conversion into equity or write-down. These point of non-viability triggers are activated based on the relevant regulator's assessment of the issuers solvency prospects. Certain subordinated corporate debt securities may be callable, meaning they may be redeemed by the issuer on a specific date at a predefined price. In the event such debt securities are not redeemed on the specified call date, the issuer may extend the maturity indefinitely and defer or reduce the coupon payment. The credit worthiness of unrated debt securities is not measured by reference to an independent credit rating agency. Subordinated corporate debt securities carry a higher risk of loss than senior corporate debt securities, including those issued by the same issuer. Investors are advised to consider the risks corresponding to investments in contingent capital instruments set out in Chapter 7, "Risk Factors".

Investments through the China Interbank Bond Market or other similar scheme(s) established under applicable laws and regulations from time to time (the "CIBM") involve specific risks. Accordingly, potential investors are referred in particular to the risks set out in Chapter 7, "Risk Factors" under section "Investment through CIBM Program".

Sustainability risks may result in a negative impact on the returns of the Subfund. In particular, acute and chronic physical risks, new carbon taxes, exposures to litigation and changing consumer behavior have been identified as being highly relevant. Generally, these risks may lead to increased default risks for the investments. The main sustainability risks may change in the future.

Potential investors are also referred to the risks set out in Chapter 7, "Risk Factors" under section "Sustainability Risks".

#### Investor Profile

The Subfund is suitable for investors with medium risk tolerance and a medium-term view who wish to invest in a broadly diversified portfolio of debt securities.

#### Investment Managers

The Management Company has appointed Credit Suisse Investment Partners (Switzerland) Ltd as Investment Manager.

#### Subscription, Redemption and Conversion of Shares

Subject to the restrictions set out in Chapter 7, "Risk Factors" under section "Effect of PRC Regulations on Subscription, Redemption and Conversion", subscription, redemption and conversion applications must be submitted in written form to the Central Administration or a Distributor authorized by the Company to accept such applications, by 3 p.m. (Central European Time) one Banking Day prior to the Valuation Day on any day on which banks are open for business in Luxembourg.

Subscription, redemption and conversion applications received after this cut-off time shall be deemed to have been received prior to 3 p.m. on the next following Banking Day.

Payment of the issue price must be effected within one Banking Day after the Valuation Day on which the issue price of the Shares was determined. Payment

of the redemption price of the Shares shall be made within one Banking Day following calculation of this price.

**Performance Fee for Share Classes AP, AHP, BP, BHP, CAP, CAHP, CBP, CBHP, DAP, DAHP, DBP, DBHP, EAP, EAHP, EBP, EBHP, FAP, FAHP, FBP, FBHP, IAP, IAHP, IBP, IBHP IAP25, IAHP25, IBP25, IBHP25, MAP, MAHP, MBP, MBHP, UAP, UAHP, UBP, UBHP, UAP500, UAHP500, UBP500, UBHP500, UXAP, UXAHP, UXBP, UXBHP, X1AP, X1AHP, X1BP, X1BHP, X2AP, X2AHP, X2BP, X2BHP, X3AP, X3AHP, X3BP and X3BHP**

The Management Company is entitled to a Performance Fee which is calculated with every net asset value calculation on the basis of the unswung Net Asset Value before performance fee accrual for the relevant Valuation Day of the Share Class concerned ("Calculation Date").

The Performance Fee may only be charged and set aside, if the following two criteria are fulfilled cumulatively:

a) The performance of the unswung Net Asset Value of a Share Class, as calculated on a daily basis, must be greater than the performance of the reference value further defined below ("Hurdle-Rate-Index-Value"), which is also calculated on a daily basis. At the time of launch, the Hurdle-Rate-Index-Value is equal to the issue price of the respective Share Class.

b) The unswung Net Asset Value of a Share Class, which is used for the calculation of a Performance Fee, must be greater than the previous unswung Net Asset Values ("High Watermark"). Each preceding decline in the unswung Net Asset Value per Share of the respective Share Class must be offset by a further increase above the last maximum value at which a Performance Fee was crystallized.

The Hurdle-Rate-Index-Value described in a) above is composed of the Reference Rate set by the Benchmark Administrator, for the respective Reference Currency of the Share Class as per the table below, and increased by 100 basis points, calculated on a daily, indexed basis.

| Reference Currency of the Share Class | Reference Rate | Benchmark Administrator |
|---------------------------------------|----------------|-------------------------|
| USD                                   | SOFR           | FED                     |
| EUR                                   | ESTR           | ECB                     |
| CHF                                   | SARON          | SIX                     |
| GBP                                   | SONIA          | BOE                     |
| JPY                                   | TONAR          | BOJ                     |

The calculation of the Hurdle-Rate-Index-Value begins with the launch of the Subfund and will not be reset. Some of the Benchmark Administrators being central banks are exempted from the scope of application of the Benchmark Regulation in accordance with article 2 (a) of the Benchmark Regulation. SIX is endorsed by the FINMA (Swiss Financial Market Supervisory Authority) under article 33 of the Benchmark Regulation and appears on the register of administrators maintained by ESMA pursuant to article 36 of the Benchmark Regulation.

Calculation of the Performance Fee and the necessary provisioning takes place on a daily basis.

If, on the Calculation Date, the unswung Net Asset Value of a Share Class is above the Hurdle-Rate-Index-Value and is greater than the preceding unswung Net Asset Values (prior to deduction of the Performance Fee), a Performance Fee of 15% shall be deducted on the difference between the unswung Net Asset Value of the Share Class and the greater value between Hurdle-Rate-Index-Value and High Watermark. The Performance Fee is calculated on the basis of the Shares of the relevant Share Class that are currently in circulation during the Crystallization Period whereas the effect of new subscriptions is neutralized. The new subscriptions will therefore only be impacted by the Performance Fee after they contributed to the performance of the relevant Share Class.

The payment of the Performance Fee amounts calculated for each quarter and set aside according to the above described method takes place at the beginning of the following quarter.

This Performance Fee cannot be refunded if the unswung Net Asset Value falls again after deduction of the Performance Fee. This means that a Performance Fee may also be charged and paid if, at the end of the calendar quarter, the unswung Net Asset Value per Share of the respective Class is lower than the value at the beginning of the calendar quarter.

A Performance Fee is payable when the following conditions apply:

$(NAV \text{ per Share})_t - (HR \text{ Index Value})_t > 0$

and

$NAV_t > HWM$ ,

If both of these conditions are met, then the following applies:

$0.15 ((NAV_t - \max(HWM; HR \text{ Index Value}))_t \times \text{number of Shares } t) - (\text{Cumulated Adjustment on subscriptions})_t$   
where:

$NAV_t$  = current unswung Net Asset Value prior to provision for Performance Fee  
 $NAV_0$  = first unswung Net Asset Value

$HWM$  = High Watermark =  $\max\{NAV_0, \dots, NAV_{t-1}\}$  based on which last crystallization took place,

$HR$  = Hurdle Rate

$t$  = current Calculation Date

$(\text{Cumulated Adjustment on subscriptions})_t$  = the neutralization factor which avoids that performance fee is provisioned on the new shares subscribed during the Crystallization Period before they started to contribute to the performance of the relevant share class.

Numeric examples:

| NAV Calculation Date | Number of Shares | NAV/Share before perf. | HWM/Share | Performance NAV vs HWM in % | Hurdle rate Index-Value (prior to perf.) | Hurdle performance (Share) | Over/Under performance (Share) | NAV/Share & HWM/Share | Decision whether crystallization of performance fee | Performance fee 15% | Cumulated performance Accruals | NAV/Share after perf. |
|----------------------|------------------|------------------------|-----------|-----------------------------|--|----------------------------|--------------------------------|-----------------------|---|---------------------|--------------------------------|-----------------------|
| Inception            | 10               | 10.00                  | 10.00     | 0.00%                       | 0%                                       | 10.00                      | -                              | 10.00                 | N/A   | -                   | -                              | 10.00                 |
| NAV 1                | 10               | 10.50                  | 10.00     | 5.00%                       | 3%                                       | 10.30                      | 0.20                           | 10.30                 | YES   | 0.30                | 0.30                           | 10.47                 |
| NAV 2                | 14               | 10.40                  | 10.47     | -0.67%                      | 1%                                       | 10.57                      | - 0.17                         | 10.57                 | NO  | 0.00                | 0.30                           | 10.40                 |
| NAV 3                | 8                | 10.60                  | 10.47     | 1.24%                       | 2%                                       | 10.79                      | - 0.19                         | 10.79                 | NO  | 0.00                | 0.30                           | 10.60                 |
| NAV 4                | 13               | 11.00                  | 10.47     | 5.06%                       | 1%                                       | 10.69                      | 0.11                           | 10.69                 | YES   | 0.21                | 0.51                           | 10.98                 |
| End of Year          | 20               | 10.00                  | 10.98     | -8.96%                      | 1%                                       | 11.04                      | - 1.04                         | 11.04                 | NO  | 0.00                | 0.51                           | 10.00                 |

#### Assets entrusted with financial service providers

Part of the assets of the Subfund in the PRC will be safekept by the Sub-custodian. The securities account(s) and cash account(s) with the PRC Sub-custodian and applicable PRC depository, registration and clearing institutions for the Subfund are opened in the joint names of the Investment Manager (as applicant under the CIBM Program) and the Subfund pursuant to applicable PRC regulations. There will be segregation of assets by the Sub-custodian such that the assets of the Subfund are separately recorded as belonging to the Subfund and not the Investment Manager.

#### Sub-custodian

Industrial and Commercial Bank of China Limited has been appointed as sub-custodian and the interbank bond trade and settlement agent for the Subfund for the purposes of the investments made through the CIBM Program (the "Sub-custodian").

#### Adjustment of the Net Asset Value (Single Swing Pricing)

The Net Asset Value calculated in accordance with Chapter 8, "Net Asset Value" will be increased by up to a maximum of 2% per Share in the event of a net surplus of subscription applications or reduced by up to a maximum of 2% per Share in the event of a net surplus of redemption applications in respect of the applications received on the respective Valuation Day.

**Under exceptional circumstances the Company may, in the interest of Shareholders, decide to increase the maximum swing factor indicated above. In such case the Company would inform the investors in accordance with Chapter 14, "Information for Shareholders".**

## Credit Suisse (Lux) SQ US Corporate Bond Fund

### Investment Objective

The investment objective of the Subfund is primarily to achieve income and capital appreciation from bonds and other debt securities denominated in US-Dollar issued by corporate issuers while preserving the value of the assets.

This Subfund aims to outperform the return of the Bloomberg Intermediate Corporate benchmark. The Subfund is actively managed. The benchmark has been selected because it is representative of the investment universe of the Subfund and it is therefore an appropriate performance comparator. The majority of the Subfund's exposure to bonds will not necessarily be components of or have weightings derived from the benchmark. The Investment Manager will use its discretion to significantly deviate the weighting of certain components of the benchmark and to significantly invest in bonds not included in the benchmark in order to take advantage of specific investment opportunities. It is thus expected that the performance of the Subfund will significantly deviate from the benchmark.

### Investment Principles

At least two-thirds of the net assets of the Subfund shall be invested in bonds (including zero-coupon bonds, subordinated bonds, covered bonds, perpetual bonds, and securities issued on a discount basis) and other fixed-interest and floating-rate securities (including fixed rate bonds, floating rate notes) of corporate issuers which are domiciled in or carry out the bulk of their business activities in the United States of America.

Subject to conditions set out in Chapter 4 "Investment Policy", the Subfund may invest in ancillary liquid assets (i.e. bank deposits at sight) up to 20% of the total net assets of the Subfund in order to cover current or exceptional payments, or for the time necessary to reinvest in eligible assets under Part I of the Law of December 17, 2010 or for a period of time strictly necessary in case of unfavourable market conditions. The Subfund may also invest up to one-third of the net assets (including the bank deposits at sight referred to above), in cash, time deposits, liquidity funds, money market funds, money market instruments and bonds of corporate issuers as well as in government and semi-government bonds worldwide (including emerging markets). In any case and for the avoidance of doubt, investments in liquidity funds and money market funds is limited to 10% of the total net assets. The Subfund's assets will on average have a rating of at least BBB- by Standard & Poor's or Baa3 by Moody's and have an individual rating of at least "B" by Standard & Poor's or B2 by Moody's or debt instruments which exhibit similar credit quality in the view of the Management Company at the time the investment is made.

In addition to direct investments, the Subfund may conduct futures and options as well as swap transactions (interest-rate swaps, credit default swaps and total return swaps) for the purpose of hedging and the efficient management of the portfolio.

The principal amount of the Subfund's assets that can be subject to total return swaps may represent up to a maximum of 10% of the net asset value of the Subfund calculated by way of the sum of notionals of the total return swaps. It is generally expected that the amount of such total return swap will remain within the range of 0% to 10% of the net asset value of the Subfund calculated by way of the sum of notionals of the total return swaps. In certain circumstances this proportion may be higher.

The sum of notionals takes into account the absolute value of the notional exposure of the total return swaps used by the Subfund. The expected amount of such total return swaps is an indicator of the intensity of the use of total return swaps within the Subfund. However, it is not necessarily an indicator of the investment risks in relation to those instruments because it does not take into account any netting or hedging effects.

A maximum of 5% of the Subfund's net assets may be invested in contingent capital instruments.

The Subfund may also invest up to 5% of its net assets in asset-backed securities (ABS) and mortgage-backed securities (MBS).

Furthermore, the Subfund may actively manage its currency exposure through the use of forward exchange transactions and swap transactions.

The Investment Manager will use the Smart Quant (SQ) technology for the investment process of the Subfund for screening the investment universe to systematically select securities based on factor investing principles for quality and value.

The Subfund qualifies as a financial product under Art. 8(1) of SFDR.

Information about the environmental or social characteristics promoted by the Subfund is available in the SFDR Annex of this Prospectus.

### Global Exposure

The global exposure of the Subfund will be calculated on the basis of the commitment approach.

### Risk Information

Investors should read, be aware of and consider Chapter 7, "Risk Factors" of the Prospectus and the risk information described below:

Since this Subfund may hold debt instruments in the non-investment grade sector, the debt instruments may present a greater risk in terms of further downgrading or may exhibit a greater default risk than debt instruments of first-class issuers. The higher return should be viewed as compensation for the greater degree of risk attached to the debt instruments and the Subfunds' higher volatility. The potential investor must be aware that even the complete loss of some investments cannot be fully ruled out. In order to reduce such risks, however, the issuers are carefully monitored, and they are widely diversified.

The probable returns on securities of issuers from emerging countries (emerging markets) are generally higher than the returns on similar securities of equivalent issuers from countries not classed as emerging (i.e. developed countries).

A "developed country" would be a country that is classified by the World Bank as being a "high income country" and/or not included in an emerging market financial index by a leading index provider and shall be understood as a country which, unlike emerging countries, is considered in common practice to have a mature and sophisticated economy, in particular with advanced technological infrastructures, diversified sectors of activity, quality healthcare system and higher access to education.

In this context, emerging countries and developing markets are defined as countries which are not classified by the World Bank as high income countries. In addition, high income countries which are included in an emerging market financial index of a leading service provider may also be considered as emerging countries and developing markets if deemed appropriate by the Management Company in the context of a Subfund's investment universe. The markets in emerging countries are much less liquid than the developed equity markets. Moreover, in the past, these markets have experienced higher volatility than the developed markets. Potential investors should be aware that, due to the political and economic situation in emerging countries, investments in this Subfund entail a greater degree of risk, which could in turn reduce the return on the Subfund's assets. Investments in these Subfunds should only be made on a long-term basis. The investments of this Subfund are exposed to the following risks (among others): less effective public supervision, accounting and auditing methods and standards which do not match the requirements of Western legislation, possible restrictions on repatriation of the capital invested, counterparty risk in respect of individual transactions, market volatility, and insufficient liquidity affecting the Subfund's investments. It must also be borne in mind that companies are selected regardless of their market capitalization (small, mid, large caps) or sector. This may lead to a concentration in terms of market segments or sectors.

Contingent capital instruments can convert from bonds to equities or could be written-down should specific events occur, (a so-called "mechanical trigger"). The conversion into equity or a write-down may lead to a substantial loss in value. In the event of a conversion, the equities received may be at a discount to the share price of that equity when the bond was purchased, resulting in an increased risk of capital loss. Contingent capital instruments may, in addition to or next to, mechanical triggers, be subject to "point of non-viability triggers" which bear the same consequences, i.e. conversion into equity or write-down. These point of non-viability triggers are activated based on the relevant regulator's assessment of the issuers solvency prospects. Certain subordinated corporate debt securities may be callable, meaning they may be redeemed by the issuer on a specific date at a predefined price. In the event such debt securities are not redeemed on the specified call date, the issuer may extend the maturity indefinitely and defer or reduce the coupon payment. The credit worthiness of unrated debt securities is not measured by reference to an independent credit rating agency. Subordinated corporate debt securities carry a higher risk of loss than senior corporate debt securities, including those issued by the same issuer. Investors are advised to consider the risks corresponding to investments in contingent capital instruments set out in Chapter 7, "Risk Factors".

Sustainability risks may result in a negative impact on the returns of the Subfund. In particular, acute and chronic physical risks, new carbon taxes, exposures to litigation and changing consumer behavior have been identified as being highly relevant. Generally, these risks may lead to increased default risks for the investments. The main sustainability risks may change in the future.

Potential investors are also referred to the risks set out in Chapter 7, "Risk Factors" under section "Sustainability Risks".

### Investor Profile

The Subfund is suitable for investors with low risk tolerance and a medium-term view who wish to invest in a broadly diversified portfolio of debt securities.

### Investment Manager

The Management Company has appointed Credit Suisse Asset Management (Schweiz) AG, Zurich, as Investment Manager.

**Costs Associated with the use of external quantitative tool**

The Investment Manager will use the Smart Quant (SQ) technology for the investment process of the Subfund for screening the investment universe to systematically select securities based on factor investing principles for quality and value. The SQ technology will be provided by an external service provider. Separate costs amounting to maximum 0.10% p.a. shall be charged to the Subfund. Such services form part of the investment process and are contractually agreed with the Investment Manager.

**Subscription, Redemption and Conversion of Shares**

Subscription, redemption and conversion applications must be submitted in written form to the Central Administration or a Distributor authorized by the Company to accept such applications, by 3 p.m. (Central European Time) one Banking Day prior to the Valuation Day on any day on which banks are open for business in Luxembourg.

Subscription, redemption and conversion applications received after this cut-off time shall be deemed to have been received prior to 3 p.m. on the next following Banking Day.

Payment of the issue price must be effected within one Banking Day after the Valuation Day on which the issue price of the Shares was determined. Payment of the redemption price of the Shares shall be made within one Banking Day following calculation of this price.

**Adjustment of the Net Asset Value (Single Swing Pricing)**

The Net Asset Value calculated in accordance with Chapter 8, "Net Asset Value" will be increased by up to a maximum of 2% per Share in the event of a net surplus of subscription applications or reduced by up to a maximum of 2% per Share in the event of a net surplus of redemption applications in respect of the applications received on the respective Valuation Day.

**Under exceptional circumstances the Company may, in the interest of Shareholders, decide to increase the maximum swing factor indicated above. In such case the Company would inform the investors in accordance with Chapter 14, "Information for Shareholders".**

**UBS (Lux) Latin America Corporate Bond Fund****Investment Objective**

The investment objective of the Subfund is primarily to achieve income and capital appreciation from bonds and other debt securities denominated in US dollar issued by corporate issuers which are domiciled in or carry out the bulk of their business activities in the Latin American region while preserving the value of the assets.

This Subfund aims to outperform the return of the JPM CEMBI Broad Diversified Latin America benchmark. The Subfund is actively managed. The benchmark has been selected because it is representative of the investment universe of the Subfund and it is therefore an appropriate performance comparator. The majority of the Subfund's exposure to bonds will not necessarily be components of or have weightings derived from the benchmark. The Investment Manager will use its discretion to significantly deviate the weighting of certain components of the benchmark and to significantly invest in bonds not included in the benchmark in order to take advantage of specific investment opportunities. It is thus expected that the performance of the Subfund will significantly deviate from the benchmark.

**Investment Principles**

At least two-thirds of the net assets of the Subfund shall be invested in US dollar denominated bonds (including zero-coupon bonds, subordinated bonds, covered bonds, perpetual bonds, and securities issued on a discount basis) and other fixed-interest and floating-rate securities (including fixed rate bonds, floating rate notes) of corporate, quasi-sovereign and semi-government issuers which are domiciled in or carry out the bulk of their business activities in the Latin American region

Up to one-third of the Subfund's net assets may be invested in bonds or fixed income securities other than the above.

A maximum of 20% of the Subfund's net assets may be invested in contingent capital instruments.

In aggregate, the Subfund may invest up to 20% of its total net assets in structured products (certificates, notes) linked to bonds, credit or interest rates issued by first-class banks (or issuers offering investor protection equivalent to that of first-class banks) and in asset backed securities.

These structured products must qualify as transferable securities pursuant to Article 41 of the Law of December 17, 2010 and must be valued regularly and transparently on the basis of independent sources. Unless these structured products contain embedded derivatives pursuant to Article 42 (3) of the Law of December 17, 2010 such products must not entail any leverage effect. The derivatives embedded in such structured products may only be based on investment instruments specified in Chapter 6, "Investment Restrictions", section 1). In addition to the provisions on risk diversification, the composition of the underlying asset baskets and underlying indices must be sufficiently diversified. Additionally, the Subfund may invest up to 20% of its net assets in convertible bonds, convertible notes and warrant bonds.

Subject to conditions set out in Chapter 4 "Investment Policy", the Subfund may invest in ancillary liquid assets (i.e. bank deposit at sight) up to 20% of the total net assets of the Subfund in order to cover current or exceptional payments, or for the time necessary to reinvest in eligible assets under Part I of the Law of December 17, 2010 or for a period of time strictly necessary in case of unfavourable market conditions. The Subfund may also invest up to 20% of its net assets (including the bank deposits at sight referred to above) in cash or cash equivalent, time deposits, liquidity funds, money market funds, money market instruments and short dated debt instruments having a maturity of less than 12 months, in any convertible currency. In any case and for the avoidance of doubt, investments in liquidity funds and money market funds is limited to 10% of the total net assets.

There are no restrictions on the investment universe of the Subfund in terms of the issuers' credit ratings provided that the Subfund shall in principle invest in instruments rated at least "CCC-" by Standard & Poor's or "Caa3" by Moody's, at time the investment is made, or which exhibit similar credit quality in the view of the Management Company.

However, the Subfund may be invested up to 85% of its net assets in non-investment grade securities. Up to 25% of the Subfund's net assets may be invested in instruments with a rating below "B-" by Standard & Poor's, "B3" by Moody's, but not lower than "C" by Standard & Poor's, "Ca" by Moody's or which exhibit similar credit quality in the view of the Management Company, at the time the investment is made.

In addition to direct investments, the Subfund may conduct futures and options as well as swap transactions (interest-rate swaps, credit default swaps (on single issuer and indexes) and total return swaps) for the purpose of hedging and the efficient management of the portfolio. Furthermore, the Subfund may actively manage its currency exposure through the use of forward exchange transactions and swap transactions.



The principal amount of the Subfund's assets that can be subject to total return swaps may represent up to a maximum of 20% of the net asset value of the Subfund calculated by way of the sum of notional of the total return swaps. It is generally expected that the amount of such total return swap will remain within the range of 0% to 20% of the net asset value of the Subfund calculated by way of the sum of notional of the total return swaps. In certain circumstances this proportion may be higher.

The sum of notional takes into account the absolute value of the notional exposure of the total return swaps used by the Subfund. The expected amount of such total return swaps is an indicator of the intensity of the use of total return swaps within the Subfund. However, it is not necessarily an indicator of the investment risks in relation to those instruments because it does not take into account any netting or hedging effects.

The Subfund qualifies as a financial product under Art. 8(1) of SFDR.

Information about the environmental or social characteristics promoted by the Subfund is available in the SFDR Annex of this Prospectus.

#### Global Exposure

The global exposure of the Subfund will be calculated on the basis of the commitment approach.

#### Risk Information

Investors should read, be aware of and consider Chapter 7, "Risk Factors" of the Prospectus and the risk information described below:

Since this Subfund may hold debt instruments in the non-investment grade sector, the debt instruments may present a greater risk in terms of further downgrading or may exhibit a greater default risk than debt instruments of first-class issuers. The higher return should be viewed as compensation for the greater degree of risk attached to the debt instruments and the Subfund's higher volatility. The potential investor must be aware that even the complete loss of some investments cannot be fully ruled out. In order to reduce such risks, however, the issuers are carefully monitored, and they are widely diversified.

The probable returns on securities of issuers from emerging countries (emerging markets) are generally higher than the returns on similar securities of equivalent issuers from countries not classed as emerging (i.e. developed countries).

A "developed country" would be a country that is classified by the World Bank as being a "high income country" and/or not included in an emerging market financial index by a leading index provider and shall be understood as a country which, unlike emerging countries, is considered in common practice to have a mature and sophisticated economy, in particular with advanced technological infrastructures, diversified sectors of activity, quality healthcare system and higher access to education.

In this context, emerging countries and developing markets are defined as countries which are not classified by the World Bank as high income countries. In addition, high income countries which are included in an emerging market financial index of a leading service provider may also be considered as emerging countries and developing markets if deemed appropriate by the Management Company in the context of a Subfund's investment universe. The markets in emerging countries are much less liquid than the developed equity markets. Moreover, in the past, these markets have experienced higher volatility than the developed markets. Potential investors should be aware that, due to the political and economic situation in emerging countries, investments in this Subfund entail a greater degree of risk, which could in turn reduce the return on the Subfund's assets. Investments in this Subfund should only be made on a long-term basis. The investments of this Subfund are exposed to the following risks (among others): less effective public supervision, accounting and auditing methods and standards which do not match the requirements of Western legislation, possible restrictions on repatriation of the capital invested, counterparty risk in respect of individual transactions, market volatility, and insufficient liquidity affecting the Subfund's investments. It must also be borne in mind that companies are selected regardless of their market capitalization (small, mid, large caps) or sector. This may lead to a concentration in terms of market segments or sectors.

Contingent capital instruments can convert from bonds to equities or could be written-down should specific events occur, (a so-called "mechanical trigger"). The conversion into equity or a write-down may lead to a substantial loss in value. In the event of a conversion, the equities received may be at a discount to the share price of that equity when the bond was purchased, resulting in an increased risk of capital loss. Contingent capital instruments may, in addition to or next to, mechanical triggers, be subject to "point of non-viability triggers" which bear the same consequences, i.e. conversion into equity or write-down. These point of non-viability triggers are activated based on the relevant regulator's assessment of the issuers solvency prospects. Certain subordinated corporate debt securities may be callable, meaning they may be redeemed by the issuer on a specific date at a predefined price. In the event such debt securities are not redeemed on the specified call date, the issuer may extend the maturity indefinitely and defer or reduce the coupon payment. The credit worthiness of unrated debt securities is

not measured by reference to an independent credit rating agency. Subordinated corporate debt securities carry a higher risk of loss than senior corporate debt securities, including those issued by the same issuer. Investors are advised to consider the risks corresponding to investments in contingent capital instruments set out in Chapter 7, "Risk Factors".

Sustainability risks may result in a negative impact on the returns of the Subfund. In particular, acute and chronic physical risks, new carbon taxes, exposures to litigation and changing consumer behavior have been identified as being highly relevant. Generally, these risks may lead to increased default risks for the investments. The main sustainability risks may change in the future.

Potential investors are also referred to the risks set out in Chapter 7, "Risk Factors" under section "Sustainability Risks".

#### Investor Profile

The fund is suitable for investors with medium risk tolerance and a medium-term view who wish to invest in a broadly diversified portfolio of debt securities within Latin America.

#### Investment Manager

The Management Company has appointed Credit Suisse Asset Management (Schweiz) AG, Zurich, as Investment Manager.

#### Subscription, Redemption and Conversion of Shares

Subscription, redemption and conversion applications must be submitted in written form to the Central Administration or a Distributor authorized by the Company to accept such applications, by 3 p.m. (Central European Time) one Banking Day prior to the Valuation Day on any day on which banks are open for business in Luxembourg.

Subscription, redemption and conversion applications received after this cut-off time shall be deemed to have been received prior to 3 p.m. on the next following Banking Day.

Payment of the issue price must be effected within two Banking Days after the Valuation Day on which the issue price of the Shares was determined. Payment of the redemption price of the Shares shall be made two Banking Days following calculation of this price.

#### Adjustment of the Net Asset Value (Single Swing Pricing)

The Net Asset Value calculated in accordance with Chapter 8, "Net Asset Value" will be increased by up to a maximum of 2% per Share in the event of a net surplus of subscription applications or reduced by up to a maximum of 2% per Share in the event of a net surplus of redemption applications in respect of the applications received on the respective Valuation Day.

**Under exceptional circumstances the Company may, in the interest of Shareholders, decide to increase the maximum swing factor indicated above. In such case the Company would inform the investors in accordance with Chapter 14, "Information for Shareholders".**

## Credit Suisse Investment Partners (Lux) Convert International Bond Fund

### Investment Objective

The investment objective of the Subfund is primarily to invest in convertible bonds, convertible notes, warrant bonds and similar securities and instruments with warrants and conversion rights issued by public, private and semi-private issuers domiciled anywhere in the world and denominated in any convertible currency. The Subfund may supplement these with traditional bonds and with equities and structured products.

This Subfund aims to outperform the return of the Refinitiv Global Convertible Bond Index benchmark. The Subfund is actively managed. The benchmark has been selected because it is representative of the investment universe of the Subfund and it is therefore an appropriate performance comparator. The majority of the Subfund's exposure to bonds will not necessarily be components of or have weightings derived from the benchmark. The Investment Manager will use its discretion to significantly deviate the weighting of certain components of the benchmark and to significantly invest in bonds not included in the benchmark in order to take advantage of specific investment opportunities. It is thus expected that the performance of the Subfund will significantly deviate from the benchmark.

### Investment Principles

At least two-thirds of the assets of the Subfund shall be invested in:

- bonds linked to equity, including but not limited to convertible bonds, convertible notes, warrant bonds and similar securities with conversion rights or options issued by public, private and semi-private issuers domiciled anywhere in the world, and which may be denominated in any freely convertible currency; and

Up to one-third of the Subfund's net assets may be invested in:

- bonds, notes and other fixed- or variable-interest debt instruments and rights issued in any convertible currency by private, semi-private and public-law borrowers worldwide;
- equities and similar instruments (shares, dividend-right certificates, shares in cooperatives, participation certificates, etc.) of companies worldwide, in all freely convertible currencies, as well as warrants and similar rights on these investments, up to a maximum of 10% of the Subfund's net assets in total;
- money market instruments issued by borrowers worldwide and in all freely convertible currencies subject to the investment restrictions set out in Chapter 6, "Investment Restrictions";
- units in others collective investments schemes (target funds) up to 10% of the Subfund's total net assets in accordance with the investment restrictions set out in Chapter 6, "Investment Restrictions";
- structured products issued by borrowers worldwide and in all freely convertible currencies. These structured products must qualify as transferable securities pursuant to Article 41 of the Law of December 17, 2010 and must be valued regularly and transparently on the basis of independent sources. Unless these structured products contain embedded derivatives pursuant to Article 42 (3) of the Law of December 17, 2010 such products must not entail any leverage effect. The derivatives embedded in such structured products may only be based on investment instruments specified in Chapter 6, "Investment Restrictions", section 1). In addition to the provisions on risk diversification, the composition of the underlying asset baskets and underlying indices must be sufficiently diversified; and
- derivatives (including warrants) subject to the provisions of Chapter 6, "Investment Restrictions", sections 1 g) and 3.

Investments may be made worldwide, including emerging markets, with no restrictions in terms of country and currency.

To achieve the Subfund's investment objective and ensure efficient management of the Subfund's assets, the Subfund may also use standardized and non-standardized (customized) derivative financial instruments. It may conclude the transaction on an exchange, another regulated market open to the public or directly with a bank or financial institution acting as counterparty that is subject to oversight and specializes in this kind of transaction (OTC transaction).

Subject to conditions set out in Chapter 4 "Investment Policy", the Subfund may invest in ancillary liquid assets (i.e. bank deposits at sight) up to 20% of the total net assets of the Subfund in order to cover current or exceptional payments, or for the time necessary to reinvest in eligible assets under Part I of the Law of December 17, 2010 or for a period of time strictly necessary in case of unfavourable market conditions. The Subfund may also invest up to 20% of its net assets (including the bank deposits at sight referred to above), cash, time deposits, liquidity funds, money market funds and money market instruments. In

any case and for the avoidance of doubt, investments in liquidity funds and money market funds is limited to 10% of the total net assets.

Furthermore, to hedge currency risks and to gear its assets to one or more other currencies that fit the investment policy, the Subfund may enter into forward foreign exchange and other currency derivatives subject to the provisions of Chapter 6, "Investment Restrictions", sections 1 g) and 3. If the underlying of derivatives are financial indices, such indices shall be chosen in accordance with Article 9 of the Grand-Ducal Regulation of February 8, 2008.

The Subfund qualifies as a financial product under Art. 8(1) of SFDR.

Information about the environmental or social characteristics promoted by the Subfund is available in the SFDR Annex of this Prospectus.

### Global Exposure

The global exposure of the Subfund will be calculated on the basis of the commitment approach.

### Risk Information

Investors should read, be aware of and consider Chapter 7, "Risk Factors" of the Prospectus and the risk information described below:

The Subfund's investments are not subject to any restrictions in terms of the size of the issuers, their geographic region or their credit rating.

The probable returns on securities of issuers from emerging countries (emerging markets) are generally higher than the returns on similar securities of equivalent issuers from countries not classed as emerging (i.e. developed countries).

A "developed country" would be a country that is classified by the World Bank as being a "high income country" and/or not included in an emerging market financial index by a leading index provider and shall be understood as a country which, unlike emerging countries, is considered in common practice to have a mature and sophisticated economy, in particular with advanced technological infrastructures, diversified sectors of activity, quality healthcare system and higher access to education.

In this context, emerging countries and developing markets are defined as countries which are not classified by the World Bank as high income countries. In addition, high income countries which are included in an emerging market financial index of a leading service provider may also be considered as emerging countries and developing markets if deemed appropriate by the Management Company in the context of a Sub-Fund's investment universe. The markets in emerging countries are much less liquid than the developed equity markets. Moreover, in the past, these markets have experienced higher volatility than the developed markets.

Potential investors should be aware that, due to the political and economic situation in emerging countries, investments in this Subfund entail a greater degree of risk, which could in turn reduce the return on the Subfund's assets. Investments in these Subfunds should only be made on a long-term basis. The investments of this Subfund are exposed to the following risks (among others): less effective public supervision, accounting and auditing methods and standards which do not match the requirements of Western legislation, possible restrictions on repatriation of the capital invested, counterparty risk in respect of individual transactions, market volatility, and insufficient liquidity affecting the Subfund's investments. It must also be borne in mind that companies are selected regardless of their market capitalization or sector. This may lead to a concentration in terms of market segments or sectors.

Since this Subfund may hold debt instruments in the non-investment grade sector, the debt instruments may present a greater risk in terms of further downgrading or may exhibit a greater default risk than debt instruments of first-class issuers. The higher return should be viewed as compensation for the greater degree of risk attached to the debt instruments and the Subfund's higher volatility. The potential investor must be aware that even the complete loss of some investments cannot be fully ruled out. In order to reduce such risks, however, the issuers are carefully monitored, and they are widely diversified.

Prices of convertible bonds are less volatile than those of equities. However, as they are more volatile than those of traditional bonds, investors should have a correspondingly larger risk appetite. Prices of convertible bonds fluctuate in line with equity price changes and interest rate movements. When equity prices are rising, they perform better than traditional bonds; but when share prices are falling, they underperform these instruments.

In accordance with Chapter 5, "Investment in CS Investment Funds 1" of the Prospectus, investors shall note that for Share Class AH, BH, CAH, CBH, DAH, DBH, EAH, EBH, FAH, FBH, IAH, IAH25, IBH, IBH25, MAH, MBH, UAH, UBH, UAH500, UBH500, UXAH, UXBH, X1AH, X1BH, X2AH, X2BH, X3AH and X3BH, the risk generated by the exposure to the different investment currencies will only be partially hedged at about 80% of the net asset value of the relevant Share Class against the currency of the respective Share Class, as specified in Chapter 2, "Summary of Share Classes".

No assurance can be given that the hedging objective will be achieved.

Sustainability risks may result in a negative impact on the returns of the Subfund.

In particular, acute and chronic physical risks, new carbon taxes, exposures to litigation and changing consumer behavior have been identified as being highly relevant. Generally, these risks may lead to increased default risks for the investments. The main sustainability risks may change in the future. Potential investors are also referred to the risks set out in Chapter 7, "Risk Factors" under section "Sustainability Risks".

**Investor Profile**

The fund is suitable for investors with a longer-term horizon who are primarily seeking a steady income. Investors must be willing to accept temporary fluctuations in the Net Asset Value of the Subfund's shares and not be reliant on realizing their investment at a specific date.

**Investment Manager**

The Management Company has appointed Credit Suisse Investment Partners (Switzerland) Ltd, as Investment Manager.

**Subscription, Redemption and Conversion of Shares**

Subscription, redemption and conversion applications must be submitted in written form to the Central Administration or a Distributor authorized by the Company to accept such applications, by 1 p.m. (Central European Time) one Banking Day prior to the Valuation Day on any day on which banks are open for business in Luxembourg.

Subscription, redemption and conversion applications received after this cut-off time shall be deemed to have been received prior to 1 p.m. on the next following Banking Day.

Payment of the issue price must be effected one Banking Day after the Valuation Day on which the issue price of the Shares was determined. Payment of the redemption price of the Shares shall be made one Banking Day following calculation of this price.

**Adjustment of the Net Asset Value (Single Swing Pricing)**

The Net Asset Value calculated in accordance with Chapter 8, "Net Asset Value" will be increased by up to a maximum of 2% per Share in the event of a net surplus of subscription applications or reduced by up to a maximum of 2% per Share in the event of a net surplus of redemption applications in respect of the applications received on the respective Valuation Day.

**Under exceptional circumstances the Company may, in the interest of Shareholders, decide to increase the maximum swing factor indicated above. In such case the Company would inform the investors in accordance with Chapter 14, "Information for Shareholders".**

## 24. SFDR Annex

### Credit Suisse Investment Partners (Lux) Global Investment Grade Convertible Bond Fund

#### Template pre-contractual disclosure for the financial products referred to in Article 8, paragraphs 1, 2 and 2a, of Regulation (EU) 2019/2088 and Article 6, first paragraph, of Regulation (EU) 2020/852

**Product name:** Credit Suisse Investment Partners (Lux) Convert International Bond Fund (the "Subfund")

**Legal entity identifier:** 549300754VPD48PE9C37

Hgy l ur qp h q w d e # d q g 2 r u # v r f l d e # f k d u d f w h u l v w l f v #

**Sustainable investment** means an investment in an economic activity that contributes to an environmental or social objective, provided that the investment does not significantly harm any environmental or social objective and that the investee companies follow good governance practices.

The **EU Taxonomy** is a classification system laid down in Regulation (EU) 2020/852, establishing a list of **environmentally sustainable economic activities**. That Regulation does not include a list of socially sustainable economic activities. Sustainable investments with an environmental objective might be aligned with the Taxonomy or not.

**Does this financial product have a sustainable investment objective?**

**Yes**    **No**

|  |  |
|--|--|
| <input type="checkbox"/> It will make a minimum of sustainable investments with an environmental objective: ___% <ul style="list-style-type: none"> <li><input type="checkbox"/> in economic activities that qualify as environmentally sustainable under the EU Taxonomy</li> <li><input type="checkbox"/> in economic activities that do not qualify as environmentally sustainable under the EU Taxonomy</li> </ul> | <input checked="" type="checkbox"/> It promotes Environmental/Social (E/S) characteristics and while it does not have as its objective a sustainable investment, it will have a minimum proportion of 5 % of sustainable investments <ul style="list-style-type: none"> <li><input type="checkbox"/> with an environmental objective in economic activities that qualify as environmentally sustainable under the EU Taxonomy</li> <li><input checked="" type="checkbox"/> with an environmental objective in economic activities that do not qualify as environmentally sustainable under the EU Taxonomy</li> <li><input checked="" type="checkbox"/> with a social objective</li> </ul> |
| <input type="checkbox"/> It will make a minimum of sustainable investments with a social objective: ___%   | <input type="checkbox"/> It promotes E/S characteristics, but will not make any sustainable investments  |



### What environmental and/or social characteristics are promoted by this financial product?

This Subfund promotes the following environmental and social characteristics:

- promotes to invest into companies that comply with international treaties on controversial weapons (Norms-based Exclusions on direct investments)
- promotes not to invest into companies that derive more than 5% of their revenue from conventional weapons and firearms, tobacco production, gambling, or adult entertainment (Value-based Exclusions on direct investments)
- promotes not to invest into companies that derive more than 20% of their revenue from tobacco distribution, conventional weapons support systems or coal (coal mining and coal-based electricity generation) (Values-based Exclusions on direct investments)

**Principal adverse impacts** are the most significant negative impacts of investment decisions on sustainability factors relating to environmental, social and employee matters, respect for human rights, anti-corruption and anti-bribery matters.

- promotes adherence to, and conducting business activities in accordance with, international norms such as the "United Nations Global Compact Principles" (UNGC) (Business-conduct Exclusions on direct investments)
- promotes investments with positive or neutral Fixed Income ESG signal and limit exposure to investments with negative Fixed Income ESG signal
- promotes contribution to sustainable practices through the inclusion of the Subfund's investments into CSAM's centralized engagement approach, in line with CSAM's fiduciary duty (Active Ownership).

It does not use a reference benchmark for the purpose of attaining the environmental and/or social characteristics.

Please find further information on ESG Integration, ESG Exclusions and Engagement below in the question "What investment strategy does this financial product follow?" and online at [www.credit-suisse.com/esg](http://www.credit-suisse.com/esg)

● ***What sustainability indicators are used to measure the attainment of each of the environmental or social characteristics promoted by this financial product?***

The Subfund uses the following sustainability indicators:

- ESG Rating
- Environmental Pillar Score
- Social Pillar Score
- Governance Pillar Score
- ESG Controversies Flag
- Adherence to CSAM ESG Exclusions
- Proprietary Fixed Income ESG Signal

**Sustainability indicators** measure how the environmental or social characteristics promoted by the financial product are attained.

● ***What are the objectives of the sustainable investments that the financial product partially intends to make and how does the sustainable investment contribute to such objectives?***

The objectives of the SFDR Sustainable Investments are to contribute to Environmental and/or Social objectives. Sustainable revenue thresholds and climate targets are used to determine to which extent investments contribute to the environmental or social objectives targeted by the Subfunds (e.g. key resource efficiency indicators on the use of energy, renewable energy, raw materials, water, and land, tackling inequality or fostering social cohesion, social integration, and labour relations) in accordance with the CS SFDR Sustainable Investment Methodology. It defines the criteria that CSAM uses to determine if an investment is a sustainable investment, considering E/S contribution, DNSH and good governance.

● ***How do the sustainable investments that the financial product partially intends to make, not cause significant harm to any environmental or social sustainable investment objective?***

CSAM considers the indicators for principal adverse impacts on sustainability factors (PAI Indicators) and further indicators from its exclusion framework to assess whether sustainable investments would cause significant harm to any environmental or social investment objective. For this purpose, CSAM



has defined a set of criteria and thresholds that sustainable investments need to meet. The Investment Manager applies a monitoring tool to ensure that Sustainable Investments adhere to the "Do No Significant Harm" principle.

— — — *How have the indicators for adverse impacts on sustainability factors been taken into account?*

**The investment strategy** guides investment decisions based on factors such as investment objectives and risk tolerance.

PAI Indicators are taken into account as part of the CS SFDR Sustainable Investment Methodology applied by CSAM to identify investments which qualify as SFDR Sustainable Investments. CSAM has defined a set of criteria and thresholds to determine if an investment passes the DNSH condition. The Investment Manager applies a monitoring tool to ensure that Sustainable Investments adhere to the DNSH condition.

— — — *How are the sustainable investments aligned with the OECD Guidelines for Multinational Enterprises and the UN Guiding Principles on Business and Human Rights? Details:*

The alignment of Sustainable investments with the 'OECD Guidelines for Multinational Enterprises' and the 'UN Guiding Principles on Business and Human Rights' is assessed through the CS business conduct framework as part of the CS ESG Exclusion framework. Companies that exhibit severe weaknesses in business conduct, particularly with regard to breaches of the 'United Nations Global Compact Principles' (UNGC) and companies placed on the watchlist, but with no immediate exclusion, are flagged to not be considered SFDR Sustainable Investments due to DNSH.

## Does this financial product consider principal adverse impacts on sustainability factors?

\* *The EU Taxonomy sets out a "do not significant harm" principle by which Taxonomy-aligned investments should not significantly harm EU Taxonomy objectives and is accompanied by specific EU criteria.*

The "do no significant harm" principle applies only to those investments underlying the financial product that take into account the EU criteria for environmentally sustainable economic activities. The investments underlying the remaining portion of this financial product do not take into account the EU criteria for environmentally sustainable economic activities.



Yes, principal adverse impacts on sustainability factors, as defined by SFDR, are considered by this Subfund through the application of the CSAM PAI Framework.

The CSAM PAI Framework makes use of a combination of approaches to consider the PAI Indicators according to SFDR RTS Annex 1, Table 1. PAI Indicators are considered by means of pre-trade investment restrictions, post-trade activities and portfolio exposure monitoring. The applicability of these means depends on the nature of the indicator, as well as on the specific context of the investment that is causing the adverse impact. The degree and the way the PAI Indicators are considered, depend on various factors, such as on the type of investment fund or strategy, asset class, and availability of reliable data.

Information on principal adverse impacts on sustainability of this Subfund will be available in annual reports published after January 1, 2023.

No

## What investment strategy does this financial product follow?

At least two-thirds of the total assets of the Subfund shall be invested in convertible bonds, convertible notes, warrant bonds, options on bonds (warrants) and similar

securities with option rights, of public, semi-public and private issuers worldwide (including emerging markets) and irrespective of currency.

To attain the environmental or social characteristics promoted by this Subfund, this Subfund applies CSAM Sustainable Investing Policy (ESG Exclusions, ESG Integration and Engagement).

The ESG Integration process for this Subfund follows the following steps:

- Identification of material ESG Factors

The Investment Manager uses materiality frameworks to identify those ESG Factors that are relevant to the given fixed income investment strategy. Materiality frameworks are concepts that help to identify sustainability-related issues and opportunities that are likely to affect the financial condition or operating performance of potential investee companies within an industry.

Materiality of ESG Factors and ESG Factors included in the investment process may change over time.

- ESG security analysis

Based on the identified material ESG Factors, the Investment Manager performs security research on ESG Factors across the Subfund's investment universe. The Investment Manager makes use of ESG ratings from third-party service providers and may combine them with CSAM's proprietary analyses and information. These may include ESG-related news, ESG ratings and scores, ESG-related controversies, and ESG trends.

To integrate ESG Factors into the security analysis, the Investment Manager calculates an ESG-adjusted credit view for the issuers in the fixed income Subfund's universe. The ESG-adjusted credit view is based on the traditional credit rating of an issuer combined with this issuer's ESG rating. The Investment Manager applies a proprietary methodology to systematically combine the issuer's traditional credit rating with its ESG rating in order to derive an ESG-adjusted credit rating. The ESG-adjusted credit rating results in a fundamental view on each issuer and enables the Investment Manager to compare securities on an ESG-adjusted basis and to evaluate whether to keep certain securities in the portfolio or to sell them during the security selection and portfolio implementation stage. ESG-adjusted credit ratings are updated as soon as an update of the underlying traditional credit rating or ESG rating becomes available.

- Security selection and portfolio implementation

The ESG-adjusted credit ratings are used by the Investment Manager in the bottom-up security selection process. Securities whose financial return compensates for the inherent financial and sustainability-related risks may remain eligible for investing. The position weights are derived from over- or underweighting as well as excluding securities based on the ESG-adjusted credit ratings. In this step, the Investment Manager combines ESG-adjusted credit ratings with established tools of traditional investing strategies to make better informed investment decisions.

- Portfolio monitoring

The Investment Manager monitors the ESG Factors daily to detect significant changes in the ESG Factors of underlying securities and regularly reassess the portfolio in order to decide whether to increase or decrease positions in the portfolio.

● ***What are the binding elements of the investment strategy used to select the investments to attain each of the environmental or social characteristics promoted by this financial product?***

The binding elements are:

- Application of Norms-, Values- and Business Conduct Exclusions
  - Exclusion of companies that are in breach of international treaties on controversial weapons (Norms-based Exclusions on direct investments)
  - Exclusion of companies that derive more than 5% of their revenue from conventional weapons and firearms, tobacco production, gambling, or adult entertainment (Value-based Exclusions on direct investments)
  - Exclusion of companies that derive more than 20% of their revenue from tobacco distribution, conventional weapons support systems and services or coal (coal mining and coal-based electricity generation) and no investment into companies that derive more than 5% of their revenues from arctic oil and gas production as well as companies that derive more than 10% of their revenues from oil sands extraction (Values-based Exclusions on direct investments)
  - Exclusion of companies that conduct business activities in breach of, international norms such as the "United Nations Global Compact Principles" (UNGCP) (Business-conduct Exclusions on direct investments)
- Integrate ESG Factors into the investment decision process without compromising diversification and risk management. This includes:
  - For direct fixed income investments to seek to invest preferably in investments with positive or neutral Fixed Income ESG signal and limit exposure to investments with negative Fixed Income ESG signal. More information on the ESG Factors are available online at [www.credit-suisse.com/esg](http://www.credit-suisse.com/esg) (section "Sustainability Indicators").
- Meeting the minimum proportions for investments which are E/S aligned and SFDR Sustainable Investments.

● ***What is the committed minimum rate to reduce the scope of the investments considered prior to the application of that investment strategy?***

This Subfund does not have a commitment to reduce the scope of investments by a minimum rate.

● ***What is the policy to assess good governance practices of the investee companies?***

The methodology to assess and ensure good governance of investments, includes the following:

- Business-conduct Exclusions: Companies found to (1) systematically violate international norms, (2) where the breaches are particularly severe, or (3) where management is not open to implementing the necessary reforms, are put on a watchlist, and may be decided to be excluded from the firm-wide investment universe. Exclusions are considered as a last resort. Instead, engaging with investee companies is supposed to have a higher impact to prevent future breaches. Companies that are able and willing to take action may be subject to a period of engagement in which Credit Suisse aims to agree on targets and timelines for improvement, together with the company. ESG Integration: Governance topics may furthermore be assessed by considering ESG rating and/or



governance relate data points (e.g., Governance Pillar score) during the investment decision process.



## What is the asset allocation planned for this financial product?

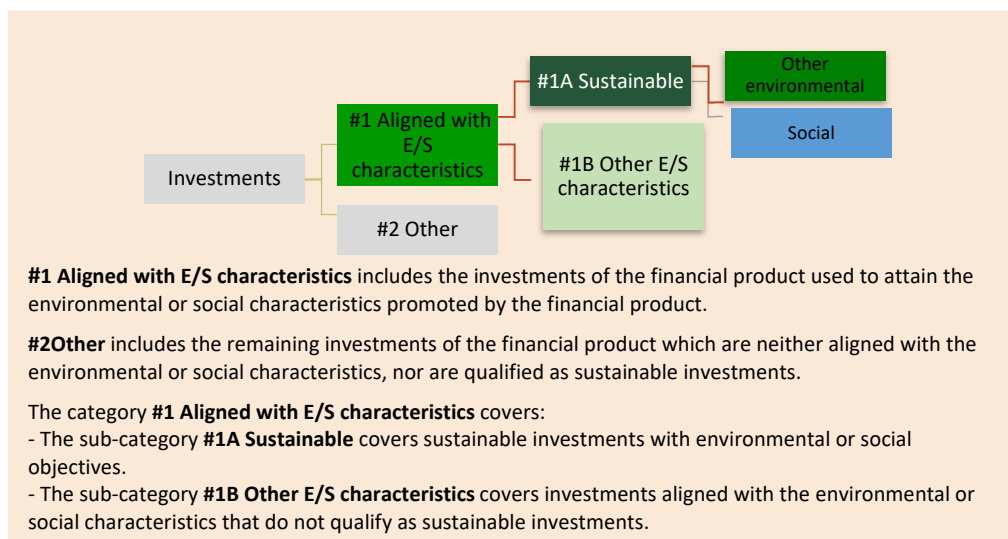
The planned minimum proportion of investments used to meet the environmental or social characteristics promoted by this Subfund (category #1 above) is 70% of its total net assets.

Within this category the Subfund aims to hold a minimum proportion of 5% of its total net assets in sustainable investments (category #1A above). Within that category, the Subfund

**Asset allocation** describes the share of investments in specific assets.

Taxonomy-aligned activities are expressed as a share of:

- **turnover** reflecting the share of revenue from green activities of investee companies
- **capital expenditure** (CapEx) showing the green investments made by investee companies, e.g. for a transition to a green economy.
- **operational expenditure** (OpEx) reflecting green operational activities of investee companies.



aims to hold a minimum portion of 1% of its total net assets in sustainable investments with an environmental objective in economic activities that do not qualify as environmental sustainable under the EU Taxonomy. Although the Subfund commit to have a minimum proportion of its total net assets in sustainable investments with a social objective, the exact minimum portion of sustainable investments with a social objective cannot be measured to the time being.

For investment in category #1B above ESG Exclusions are applied to ensure environmental or social safeguards.

### ● **How does the use of derivatives attain the environmental or social characteristics promoted by the financial product?**

Derivatives are not used to attain the environmental or social characteristics of the Subfund. However, they may be used as efficient portfolio management tools, for cash management, for hedging purposes, or as an additional source of return.



### **To what minimum extent are sustainable investments with an environmental objective aligned with the EU Taxonomy?**

0%. This Subfund does not commit to make EU Taxonomy aligned investments. However, certain investments made by the Subfund may be aligned with the EU Taxonomy.

To comply with the EU Taxonomy, the criteria for **fossil gas** include limitations on emissions and switching to renewable power or low-carbon fuels by the end of 2035. For **nuclear energy**, the criteria include comprehensive safety and waste management rules.

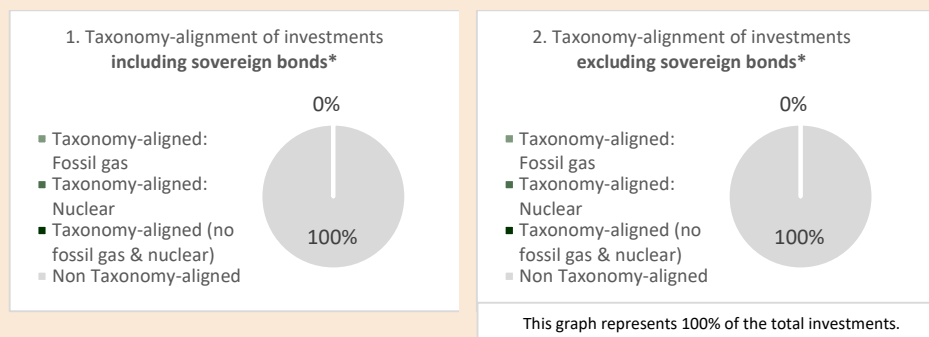
**Enabling activities** directly enable other activities to make a substantial contribution to an environmental objective.

**Transitional activities** are activities for which low-carbon alternatives are not yet available and among others have greenhouse gas emission levels corresponding to the best performance.

● **Does the financial product invest in fossil gas and/or nuclear energy related activities that comply with the EU Taxonomy<sup>1</sup>?**

- Yes:
- In fossil gas       In nuclear energy
- No


*The two graphs below show in green the minimum percentage of investments that are aligned with the EU Taxonomy. As there is no appropriate methodology to determine the Taxonomy-alignment of sovereign bonds\*, the first graph shows the Taxonomy alignment in relation to all the investments of the financial product including sovereign bonds, while the second graph shows the Taxonomy alignment only in relation to the investments of the financial product other than sovereign bonds.*



\* For the purpose of these graphs, 'sovereign bonds' consist of all sovereign exposures.

● **What is the minimum share of investments in transitional and enabling activities?**

The minimum share of investments in transitional and enabling activities is 0% considering the subfund does not make sustainable investments with an environmental objective in economic activities that qualify as environmentally sustainable under the EU Taxonomy.

 are sustainable investments with an environmental objective that **do not take into account the criteria** for environmentally sustainable economic activities under the EU Taxonomy.



**What is the minimum share of sustainable investments with an environmental objective that are not aligned with the EU Taxonomy?**

The minimum share of sustainable investments with an environmental objective that are not aligned with the EU Taxonomy is 1%.



**What is the minimum share of socially sustainable investments?**

Although the Subfund commit to have a minimum proportion of its total net assets in sustainable investments with a social objective, the exact minimum portion of sustainable investments with a social objective cannot be measured to the time being.



**What investments are included under “#2 Other”, what is their purpose and are there any minimum environmental or social safeguards?**

<sup>1</sup> Fossil gas and/or nuclear related activities will only comply with the EU Taxonomy where they contribute to limiting climate change (“climate change mitigation”) and do not significantly harm any EU Taxonomy objective – see explanatory note in the left hand margin. The full criteria for fossil gas and nuclear energy economic activities that comply with the EU Taxonomy are laid down in Commission Delegated Regulation (EU) 2022/1214.

Investments such as cash, derivatives and structured product may fall under "#2 Other" since such instruments do not contribute to the E/S characteristics of this Subfund. Such investments do not have minimum environmental or social safeguards.

Investments may furthermore fall under "#2 Other" if insufficient ESG-related information is available. This applies in particular to asset classes for which ESG Factors are insufficiently defined at present or not sufficient ESG related information is available. Where possible, minimum environmental or social safeguards apply to the underlying securities by ensuring that CSAM ESG Exclusions are adhered to.



### Is a specific index designated as a reference benchmark to determine whether this financial product is aligned with the environmental and/or social characteristics that it promotes?

The Subfund does not use a reference benchmark for the purpose of attaining the environmental and/or social characteristics.

**Reference benchmarks** are indexes to measure whether the financial product attains the environmental or social characteristics that they promote.

- ***How is the reference benchmark continuously aligned with each of the environmental or social characteristics promoted by the financial product?***  
Not applicable
- ***How is the alignment of the investment strategy with the methodology of the index ensured on a continuous basis?***  
Not applicable
- ***How does the designated index differ from a relevant broad market index?***  
Not applicable
- ***Where can the methodology used for the calculation of the designated index be found?***  
Not applicable



### Where can I find more product specific information online?

More product-specific information can be found on the website:

More product-specific information can be found on the website: [www.credit-suisse.com/fundsearch](http://www.credit-suisse.com/fundsearch)

Additionally, more information about the CSAM Sustainable Investing Policy can be found in Chapter 4 "Investment Policy" of the Prospectus or online at: [www.credit-suisse.com/esg](http://www.credit-suisse.com/esg)

More information about the CS SFDR Sustainable Investment Methodology can be found in Chapter 4 "Investment Policy" of the Prospectus.

**UBS (Lux) Financial Bond Fund**

**Template pre-contractual disclosure for the financial products referred to in Article 8, paragraphs 1, 2 and 2a, of Regulation (EU) 2019/2088 and Article 6, first paragraph, of Regulation (EU) 2020/852**

**Sustainable investment** means an investment in an economic activity that contributes to an environmental or social objective, provided that the investment does not significantly harm any environmental or social objective and that the investee companies follow good governance practices.

The **EU Taxonomy** is a classification system laid down in Regulation (EU) 2020/852, establishing a list of **environmentally sustainable economic activities**. That Regulation does not include a list of socially sustainable economic activities. Sustainable investments with an environmental objective might be aligned with the Taxonomy or not.

**Product name:** Credit Suisse (Lux) Financial Bond Fund (the “Subfund”)

**Legal entity identifier:** 549300J3GFD3B1413R61

Hqylurqp hqwde#dgg2ru#vr fldo#k dudfwhulvwlfv#

**Does this financial product have a sustainable investment objective?**

**Yes**    **No**

|   |  |
|---|--|
| <p><input type="checkbox"/> It will make a minimum of sustainable investments with an environmental objective: ___%</p> <ul style="list-style-type: none"> <li><input type="checkbox"/> in economic activities that qualify as environmentally sustainable under the EU Taxonomy</li> <li><input type="checkbox"/> in economic activities that do not qualify as environmentally sustainable under the EU Taxonomy</li> </ul> <p><input type="checkbox"/> It will make a minimum of sustainable investments with a social objective: ___%</p> | <p><input type="checkbox"/> It promotes Environmental/Social (E/S) characteristics and while it does not have as its objective a sustainable investment, it will have a minimum proportion of ___% Of sustainable investments</p> <ul style="list-style-type: none"> <li><input type="checkbox"/> with an environmental objective in economic activities that qualify as environmentally sustainable under the EU Taxonomy</li> <li><input type="checkbox"/> with an environmental objective in economic activities that do not qualify as environmentally sustainable under the EU Taxonomy</li> <li><input type="checkbox"/> with a social objective</li> </ul> <p><input checked="" type="checkbox"/> It promotes E/S characteristics, but <b>will not make any sustainable investments</b></p> |
|---|--|



**What environmental and/or social characteristics are promoted by this financial product?**

This Subfund promotes the following environmental and social characteristics:

- promotes toinvest into companies that comply with international treaties on controversial weapons (Norms-based Exclusions on direct investments)

- promotes not to invest into companies that derive more than 5% of their revenue from conventional weapons and firearms, tobacco production, gambling, or adult entertainment (Value-based Exclusions on direct investments)
- promotes not to invest into companies that derive more than 20% of their revenue from tobacco distribution, conventional weapons support systems or coal (coal mining and coal-based electricity generation) (Values-based Exclusions on direct investments)
- promotes adherence to, and conducting business activities in accordance with, international norms such as the "United Nations Global Compact Principles" (UNGC) (Business-conduct Exclusions on direct investments)
- promotes investments with positive or neutral Fixed Income ESG signal and limit exposure to investments with negative Fixed Income ESG signal
- promotes contribution to sustainable practices through the inclusion of the Subfund's investments into CSAM's centralized engagement approach, in line with CSAM's fiduciary duty (Active Ownership)

It does not use a reference benchmark for the purpose of attaining the environmental and/or social characteristics.

Please find further information on ESG Integration, ESG Exclusions and Engagement below in the question "What investment strategy does this financial product follow?" and online at [www.credit-suisse.com/esg](http://www.credit-suisse.com/esg)

● **What sustainability indicators are used to measure the attainment of each of the environmental or social characteristics promoted by this financial product?**

The Subfund uses the following sustainability indicators:

**Sustainability indicators** measure how the environmental or social characteristics promoted by the financial product are attained.

- ESG Rating
- Environmental Pillar Score
- Social Pillar Score
- Governance Pillar Score
- ESG Controversies Flag
- Adherence to CSAM ESG Exclusions
- Proprietary Fixed Income ESG Signal

● **What are the objectives of the sustainable investments that the financial product partially intends to make and how does the sustainable investment contribute to such objectives?**

Not applicable.

● **How do the sustainable investments that the financial product partially intends to make, not cause significant harm to any environmental or social sustainable investment objective?**

Not applicable.

How have the indicators for adverse impacts on sustainability factors been taken into account?

Not applicable.

How are the sustainable investments aligned with the OECD Guidelines for Multinational Enterprises and the UN Guiding Principles on Business and Human Rights? Details:

**Principal adverse impacts** are the most significant negative impacts of investment decisions on sustainability factors relating to environmental, social and employee matters, respect for human rights, anti-corruption and anti-bribery matters.

Not applicable.

*The EU Taxonomy sets out a “do not significant harm” principle by which Taxonomy-aligned investments should not significantly harm EU Taxonomy objectives and is accompanied by specific EU criteria.*

The “do no significant harm” principle applies only to those investments underlying the financial product that take into account the EU criteria for environmentally sustainable economic activities. The investments underlying the remaining portion of this financial product do not take into account the EU criteria for environmentally sustainable economic activities.



### Does this financial product consider principal adverse impacts on sustainability factors?



Yes, principal adverse impacts on sustainability factors, as defined by SFDR, are considered by this Subfund through the application of the CSAM PAI Framework.

The CSAM PAI Framework makes use of a combination of approaches to consider the PAI Indicators according to SFDR RTS Annex 1, Table 1. PAI Indicators are considered by means of pre-trade investment restrictions, post-trade activities and portfolio exposure monitoring. The applicability of these means depends on the nature of the indicator, as well as on the specific context of the investment that is causing the adverse impact. The degree and the way the PAI Indicators are considered, depend on various factors, such as on the type of investment fund or strategy, asset class, and availability of reliable data.

Information on principal adverse impacts on sustainability of this Subfund will be available in annual reports published after January 1, 2023.

No



### What investment strategy does this financial product follow?

The total net assets of the Subfund shall be invested mainly in contingent capital instruments, other hybrid and subordinated debt securities of financial institutions such as banks and insurance companies, which include fixed rate bonds, zero-coupon, perpetual bonds, notes, and similar fixed interest or floating-rate securities.

To attain the environmental or social characteristics promoted by this Subfund, this Subfund applies CSAM Sustainable Investing Policy (ESG Exclusions, ESG Integration and Engagement).

The ESG Integration process for this Subfund follows the following steps:

- Identification of material ESG Factors

The Investment Manager uses materiality frameworks to identify those ESG Factors that are relevant to the given fixed income investment strategy. Materiality frameworks are concepts that help to identify sustainability-related issues and opportunities that are likely to affect the financial condition or operating performance of potential investee companies within an industry.

**The investment strategy** guides investment decisions based on factors such as investment objectives and risk tolerance.

Materiality of ESG Factors and ESG Factors included in the investment process may change over time.

- ESG security analysis

Based on the identified material ESG Factors, the Investment Manager performs security research on ESG Factors across the Subfund's investment universe. The Investment Manager makes use of ESG ratings from third-party service providers and may combine them with CSAM's proprietary analyses and information. These may include ESG-related news, ESG ratings and scores, ESG-related controversies, and ESG trends.

To integrate ESG Factors into the security analysis, the Investment Manager calculates an ESG-adjusted credit view for the issuers in the fixed income Subfund's universe. The ESG-adjusted credit view is based on the traditional credit rating of an issuer combined with this issuer's ESG rating. The Investment Manager applies a proprietary methodology to systematically combine the issuer's traditional credit rating with its ESG rating in order to derive an ESG-adjusted credit rating. The ESG-adjusted credit rating results in a fundamental view on each issuer and enables the Investment Manager to compare securities on an ESG-adjusted basis and to evaluate whether to keep certain securities in the portfolio or to sell them during the security selection and portfolio implementation stage. ESG-adjusted credit ratings are updated as soon as an update of the underlying traditional credit rating or ESG rating becomes available.

- Security selection and portfolio implementation

The ESG-adjusted credit ratings are used by the Investment Manager in the bottom-up security selection process. Securities whose financial return compensates for the inherent financial and sustainability-related risks may remain eligible for investing. The position weights are derived from over- or underweighting as well as excluding securities based on the ESG-adjusted credit ratings. In this step, the Investment Manager combines ESG-adjusted credit ratings with established tools of traditional investing strategies to make better informed investment decisions.

- Portfolio monitoring

The Investment Manager monitors the ESG Factors daily to detect significant changes in the ESG Factors of underlying securities and regularly reassess the portfolio in order to decide whether to increase or decrease positions in the portfolio.

- ***What are the binding elements of the investment strategy used to select the investments to attain each of the environmental or social characteristics promoted by this financial product?***

The binding elements are:

- Application of Norms-, Values- and Business Conduct Exclusions
  - Exclusion of companies that are in breach of international treaties on controversial weapons (Norms-based Exclusions on direct investments)
  - Exclusion of companies that derive more than 5% of their revenue from conventional weapons and firearms, tobacco production, gambling, or adult entertainment (Value-based Exclusions on direct investments)
  - Exclusion of companies that derive more than 20% of their revenue from tobacco distribution, conventional weapons support systems and services or coal (coal mining and coal-based electricity generation) and no investment into companies that derive more than 5% of their revenues from arctic oil and gas production as

well as companies that derive more than 10% of their revenues from oil sands extraction (Values-based Exclusions on direct investments)

- Exclusion of companies that conduct business activities in breach of, international norms such as the "United Nations Global Compact Principles" (UNGC) (Business-conduct Exclusions on direct investments)
- Integrate ESG Factors into the investment decision process without compromising diversification and risk management. This includes:
  - For direct fixed income investments to seek to invest preferably in investments with positive or neutral Fixed Income ESG signal and limit exposure to investments with negative Fixed Income ESG signal. More information on the ESG Factors are available online at [www.credit-suisse.com/esg](http://www.credit-suisse.com/esg) (section "Sustainability Indicators").
  - Meeting the minimum proportions for investments which are E/S aligned
- **What is the committed minimum rate to reduce the scope of the investments considered prior to the application of that investment strategy?**

This Subfund does not have a commitment to reduce the scope of investments by a minimum rate.

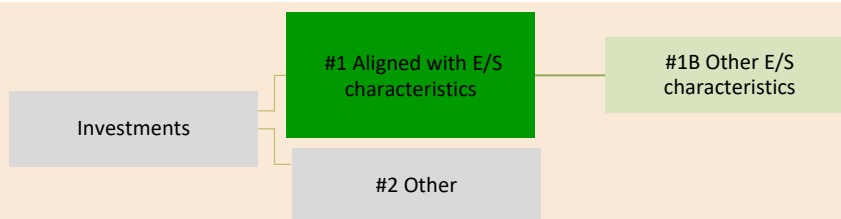
- **What is the policy to assess good governance practices of the investee companies?**
- The methodology to assess and ensure good governance of investments; includes the following:
- Business-conduct Exclusions: Companies found to (1) systematically violate international norms, (2) where the breaches are particularly severe, or (3) where management is not open to implementing the necessary reforms, are put on a watchlist, and may be decided to be excluded from the firm-wide investment universe. Exclusions are considered as a last resort. Instead, engaging with investee companies is supposed to have a higher impact to prevent future breaches. Companies that are able and willing to take action may be subject to a period of engagement in which Credit Suisse aims to agree on targets and timelines for improvement, together with the company.
  - ESG Integration: Governance topics may furthermore be assessed by considering ESG rating and/or governance relate data points (e.g., Governance Pillar score) during the investment decision process.

**Good governance** practices include sound management structures, employee relations, remuneration of staff and tax compliance.



### What is the asset allocation planned for this financial product?

**Asset allocation** describes the share of investments in specific assets.



**#1 Aligned with E/S characteristics** includes the investments of the financial product used to attain the environmental or social characteristics promoted by the financial product.

**#2Other** includes the remaining investments of the financial product which are neither aligned with the environmental or social characteristics, nor are qualified as sustainable investments.

The category **#1 Aligned with E/S characteristics** covers:

- The sub-category **#1B Other E/S characteristics** covers investments aligned with the environmental or social characteristics that do not qualify as sustainable investments.



Taxonomy-aligned activities are expressed as a share of:

- **turnover** reflecting the share of revenue from green activities of investee companies
- **capital expenditure** (CapEx) showing the green investments made by investee companies, e.g. for a transition to a green economy.
- **operational expenditure** (OpEx) reflecting green operational activities of investee companies.

The planned minimum proportion of investments used to meet the environmental or social characteristics promoted by this Subfund (category #1 above) is 70% of its total net assets.

For investment in category #1B above ESG Exclusions are applied to ensure minimum environmental or social safeguards.

**How does the use of derivatives attain the environmental or social characteristics promoted by the financial product?**

Derivatives are not used to attain the environmental or social characteristics of the Subfund. However, they may be used as efficient portfolio management tools, for cash management, for hedging purposes, or as an additional source of return.



**To what minimum extent are sustainable investments with an environmental objective aligned with the EU Taxonomy?**

0%. This Subfund does not commit to make EU Taxonomy aligned investments. However, certain investments made by the Subfund may be aligned with the EU Taxonomy.

**Does the financial product invest in fossil gas and/or nuclear energy related activities that comply with the EU Taxonomy<sup>1</sup>?**

Yes:

In fossil gas       In nuclear energy

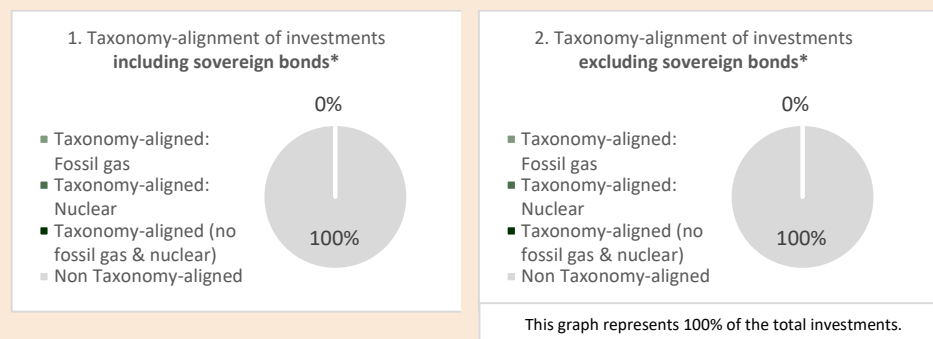
No

To comply with the EU Taxonomy, the criteria for **fossil gas** include limitations on emissions and switching to renewable power or low-carbon fuels by the end of 2035. For **nuclear energy**, the criteria include comprehensive safety and waste management rules.

**Enabling activities** directly enable other activities to make a substantial contribution to an environmental objective.


**Transitional activities** are activities for which low-carbon alternatives are not yet available and among others have greenhouse gas emission levels corresponding to the best performance.

*The two graphs below show in green the minimum percentage of investments that are aligned with the EU Taxonomy. As there is no appropriate methodology to determine the Taxonomy-alignment of sovereign bonds\*, the first graph shows the Taxonomy alignment in relation to all the investments of the financial product including sovereign bonds, while the second graph shows the Taxonomy alignment only in relation to the investments of the financial product other than sovereign bonds.*



\* For the purpose of these graphs, 'sovereign bonds' consist of all sovereign exposures.

<sup>1</sup> Fossil gas and/or nuclear related activities will only comply with the EU Taxonomy where they contribute to limiting climate change ("climate change mitigation") and do not significantly harm any EU Taxonomy objective – see explanatory note in the left hand margin. The full criteria for fossil gas and nuclear energy economic activities that comply with the EU Taxonomy are laid down in Commission Delegated Regulation (EU) 2022/1214.

 are sustainable investments with an environmental objective that **do not take into account the criteria** for environmentally sustainable economic activities under the EU Taxonomy.

● **What is the minimum share of investments in transitional and enabling activities?**

Not applicable.



**What is the minimum share of sustainable investments with an environmental objective that are not aligned with the EU Taxonomy?**

Not applicable.



**What is the minimum share of socially sustainable investments?**

Not applicable..



**What investments are included under “#2 Other”, what is their purpose and are there any minimum environmental or social safeguards?**

Investments such as cash, derivatives and structured product may fall under “#2 Other” since such instruments do not contribute to the E/S characteristics of this Subfund. Such investments do not have minimum environmental or social safeguards.

Investments may furthermore fall under “#2 Other” if insufficient ESG-related information is available. This applies in particular to asset classes for which ESG Factors are insufficiently defined at present or not sufficient ESG related information is available. Where possible, minimum environmental or social safeguards apply to the underlying securities by ensuring that CSAM ESG Exclusions are adhered to.



**Reference benchmarks** are indexes to measure whether the financial product attains the environmental or social characteristics that they promote.

**Is a specific index designated as a reference benchmark to determine whether this financial product is aligned with the environmental and/or social characteristics that it promotes?**

The Subfund does not use a reference benchmark for the purpose of attaining the environmental and/or social characteristics.

● **How is the reference benchmark continuously aligned with each of the environmental or social characteristics promoted by the financial product?**

Not applicable.

● **How is the alignment of the investment strategy with the methodology of the index ensured on a continuous basis?**

Not applicable.

● **How does the designated index differ from a relevant broad market index?**

Not applicable.

● **Where can the methodology used for the calculation of the designated index be found?**

Not applicable.



### **Where can I find more product specific information online?**

#### **More product-specific information can be found on the website:**

More product-specific information can be found on the website: [www.credit-suisse.com/fundsearch](http://www.credit-suisse.com/fundsearch)

Additionally, more information about the CSAM Sustainable Investing Policy can be found in Chapter 4 “Investment Policy” of the Prospectus or online at: [www.credit-suisse.com/esg](http://www.credit-suisse.com/esg)

Template pre-contractual disclosure for the financial products referred to in Article 8, paragraphs 1, 2 and 2a, of Regulation (EU) 2019/2088 and Article 6, first paragraph, of Regulation (EU) 2020/852

Product name: Credit Suisse (Lux) SQ Euro Corporate Bond Fund (the “Subfund”)

Legal entity identifier: 4MUZMYBKB2EDYUP28678

Hqylurqp hqwde#dgg2ru#vr fldo#fk dudfwhulvwlfv#

**Sustainable investment** means an investment in an economic activity that contributes to an environmental or social objective, provided that the investment does not significantly harm any environmental or social objective and that the investee companies follow good governance practices.

The **EU Taxonomy** is a classification system laid down in Regulation (EU) 2020/852, establishing a list of **environmentally sustainable economic activities**. That Regulation does not include a list of socially sustainable economic activities. Sustainable investments with an environmental objective might be aligned with the Taxonomy or not.

**Does this financial product have a sustainable investment objective?**

Yes    No

|  |  |
|--|--|
| <input type="checkbox"/> It will make a minimum of sustainable investments with an environmental objective: ___% <ul style="list-style-type: none"> <li><input type="checkbox"/> in economic activities that qualify as environmentally sustainable under the EU Taxonomy</li> <li><input type="checkbox"/> in economic activities that do not qualify as environmentally sustainable under the EU Taxonomy</li> </ul> | <input checked="" type="checkbox"/> It promotes Environmental/Social (E/S) characteristics and while it does not have as its objective a sustainable investment, it will have a minimum proportion of 5 % of sustainable investments <ul style="list-style-type: none"> <li><input type="checkbox"/> with an environmental objective in economic activities that qualify as environmentally sustainable under the EU Taxonomy</li> <li><input checked="" type="checkbox"/> with an environmental objective in economic activities that do not qualify as environmentally sustainable under the EU Taxonomy</li> <li><input checked="" type="checkbox"/> with a social objective</li> </ul> |
| <input type="checkbox"/> It will make a minimum of sustainable investments with a social objective: ___%   | <input type="checkbox"/> It promotes E/S characteristics, but will not make any sustainable investments  |



**What environmental and/or social characteristics are promoted by this financial product?**

This Subfund promotes the following environmental and social characteristics

- promotes to invest into companies
- that comply with international treaties on controversial weapons (Norms-based Exclusions on direct investments)
- promotes not to invest into companies that derive more than 5% of their revenue from conventional weapons and firearms, tobacco production, gambling, or adult entertainment (Value-based Exclusions on direct investments)

- promotes not to invest into companies that derive more than 20% of their revenue from tobacco distribution, conventional weapons support systems or coal (coal mining and coal-based electricity generation) (Values-based Exclusions on direct investments)
- promotes adherence to, and conducting business activities in accordance with, international norms such as the "United Nations Global Compact Principles" (UNGC) (Business-conduct Exclusions on direct investments)
- promotes investments with positive or neutral Fixed Income ESG signal and limit exposure to investments with negative Fixed Income ESG signal
- promotes contribution to sustainable practices through the inclusion of the Subfund's investments into CSAM's centralized engagement approach, in line with CSAM's fiduciary duty (Active Ownership)
- .

It does not use a reference benchmark for the purpose of attaining the environmental and/or social characteristics.

Please find further information on ESG Integration, ESG Exclusions and Engagement below in the question "What investment strategy does this financial product follow?" and online at [www.credit-suisse.com/esg](http://www.credit-suisse.com/esg)

● ***What sustainability indicators are used to measure the attainment of each of the environmental or social characteristics promoted by this financial product?***

The Subfund uses the following sustainability indicators:

- ESG Rating
- Environmental Pillar Score
- Social Pillar Score
- Governance Pillar Score
- ESG Controversies Flag
- Adherence to CSAM ESG Exclusions
- Proprietary Fixed Income ESG Signal

**Sustainability indicators** measure how the environmental or social characteristics promoted by the financial product are attained.

● ***What are the objectives of the sustainable investments that the financial product partially intends to make and how does the sustainable investment contribute to such objectives?***

The objectives of the SFDR Sustainable Investments are to contribute to Environmental and/or Social objectives. Sustainable revenue thresholds and climate targets are used to determine to which extent investments contribute to the environmental or social objectives targeted by the Subfund (e.g. key resource efficiency indicators on the use of energy, renewable energy, raw materials, water, and land, tackling inequality or fostering social cohesion, social integration, and labour relations) in accordance with the CS SFDR Sustainable Investment Methodology. It defines the criteria that CSAM uses to determine if an investment is a sustainable investment, considering E/S contribution, DNSH and good governance.

● ***How do the sustainable investments that the financial product partially intends to make, not cause significant harm to any environmental or social sustainable investment objective?***

CSAM considers the indicators for principal adverse impacts on sustainability factors (PAI Indicators) and further indicators from its exclusion framework to assess whether sustainable investments would cause significant harm to any environmental or social investment objective. For this purpose, CSAM



has defined a set of criteria and thresholds that sustainable investments need to meet. The Investment Manager applies a monitoring tool to ensure that Sustainable Investments adhere to the "Do No Significant Harm" principle.

*How have the indicators for adverse impacts on sustainability factors been taken into account?*

**Principal adverse impacts** are the most significant negative impacts of investment decisions on sustainability factors relating to environmental, social and employee matters, respect for human rights, anti-corruption and anti-bribery matters.

PAI Indicators are taken into account as part of the CS SFDR Sustainable Investment Methodology applied by CSAM to identify investments which qualify as SFDR Sustainable Investments. CSAM has defined a set of criteria and thresholds to determine if an investment passes the DNSH condition. The Investment Manager applies a monitoring tool to ensure that Sustainable Investments adhere to the DNSH condition.

*How are the sustainable investments aligned with the OECD Guidelines for Multinational Enterprises and the UN Guiding Principles on Business and Human Rights? Details:*

The alignment of Sustainable investments with the 'OECD Guidelines for Multinational Enterprises' and the 'UN Guiding Principles on Business and Human Rights' is assessed through the CS business conduct framework as part of the CS ESG Exclusion framework. Companies that exhibit severe weaknesses in business conduct, particularly with regard to breaches of the 'United Nations Global Compact Principles' (UNGCP) and companies placed on the watchlist, but with no immediate exclusion, are flagged to not be considered SFDR Sustainable Investments due to DNSH.



## Does this financial product consider principal adverse impacts on sustainability factors?



Yes, principal adverse impacts on sustainability factors, as defined by SFDR, are considered by this Subfund through the application of the CSAM PAI Framework.

The CSAM PAI Framework makes use of a combination of approaches to consider the PAI Indicators according to SFDR RTS Annex 1, Table 1. PAI Indicators are considered by means

*The EU Taxonomy sets out a "do not significant harm" principle by which Taxonomy-aligned investments should not significantly harm EU Taxonomy objectives and is accompanied by specific EU criteria.*

The "do not significant harm" principle applies only to those investments underlying the financial product that take into account the EU criteria for environmentally sustainable economic activities. The investments underlying the remaining portion of this financial product do not take into account the EU criteria for environmentally sustainable economic activities.

of pre-trade investment restrictions, post-trade activities and portfolio exposure monitoring. The applicability of these means depends on the nature of the indicator, as well as on the specific context of the investment that is causing the adverse impact. The degree and the way the PAI Indicators are considered, depend on various factors, such as on the type of investment fund or strategy, asset class, and availability of reliable data.

Information on principal adverse impacts on sustainability of this Subfund will be available in annual reports published after January 1, 2023.

No

## What investment strategy does this financial product follow?

The investment objective of the Subfund is primarily to achieve income and capital appreciation from bonds and other debt securities denominated in Euro issued by corporate issuers while preserving the value of the assets.

To attain the environmental or social characteristics promoted by this Subfund, this Subfund applies CSAM Sustainable Investing Policy (ESG Exclusions, ESG Integration and Engagement).

The ESG Integration process for this Subfund follows the following steps:

- Identification of material ESG Factors

The Investment Manager uses materiality frameworks to identify those ESG Factors that are relevant to the given fixed income investment strategy. Materiality frameworks are concepts that help to identify sustainability-related issues and opportunities that are likely to affect the financial condition or operating performance of potential investee companies within an industry.

Materiality of ESG Factors and ESG Factors included in the investment process may change over time.

- ESG security analysis

Based on the identified material ESG Factors, the Investment Manager performs security research on ESG Factors across the Subfund's investment universe. The Investment Manager makes use of ESG ratings from third-party service providers and may combine them with CSAM's proprietary analyses and information. These may include ESG-related news, ESG ratings and scores, ESG-related controversies, and ESG trends.

To integrate ESG Factors into the security analysis, the Investment Manager calculates an ESG-adjusted credit view for the issuers in the fixed income Subfund's universe. The ESG-adjusted credit view is based on the traditional credit rating of an issuer combined with this issuer's ESG rating. The Investment Manager applies a proprietary methodology to systematically combine the issuer's traditional credit rating with its ESG rating in order to derive an ESG-adjusted credit rating. The ESG-adjusted credit rating results in a fundamental view on each issuer and enables the Investment Manager to compare securities on an ESG-adjusted basis and to evaluate whether to keep certain securities in the portfolio or to sell them during the security selection and portfolio implementation stage. ESG-adjusted credit ratings are updated as soon as an update of the underlying traditional credit rating or ESG rating becomes available.

- Security selection and portfolio implementation

The ESG-adjusted credit ratings are used by the Investment Manager in the bottom-up security selection process. Securities whose financial return compensates for the inherent financial and sustainability-related risks may remain eligible for investing. The position weights are derived from over- or underweighting as well as excluding securities based on the ESG-adjusted credit ratings. In this step, the Investment Manager combines ESG-adjusted credit ratings with established tools of traditional investing strategies to make better informed investment decisions.

- Portfolio monitoring

The Investment Manager monitors the ESG Factors daily to detect significant changes in the ESG Factors of underlying securities and regularly reassess the portfolio in order to decide whether to increase or decrease positions in the portfolio.

● ***What are the binding elements of the investment strategy used to select the investments to attain each of the environmental or social characteristics promoted by this financial product?***

**The investment strategy** guides investment decisions based on factors such as investment objectives and risk tolerance.

The binding elements are:

- Application of Norms-, Values- and Business Conduct Exclusions
  - Exclusion of companies that are in breach of international treaties on controversial weapons (Norms-based Exclusions on direct investments)
  - Exclusion of companies that derive more than 5% of their revenue from conventional weapons and firearms, tobacco production, gambling, or adult entertainment (Value-based Exclusions on direct investments)
  - Exclusion of companies that derive more than 20% of their revenue from tobacco distribution, conventional weapons support systems and services or coal (coal mining and coal-based electricity generation) and no investment into companies that derive more than 5% of their revenues from arctic oil and gas production as well as companies that derive more than 10% of their revenues from oil sands extraction (Values-based Exclusions on direct investments)
  - Exclusion of companies that conduct business activities in breach of, international norms such as the "United Nations Global Compact Principles" (UNGC) (Business-conduct Exclusions on direct investments)
- Integrate ESG Factors into the investment decision process without compromising diversification and risk management. This includes:
  - For direct fixed income investments to seek to invest preferably in investments with positive or neutral Fixed Income ESG signal and limit exposure to investments with negative Fixed Income ESG signal. More information on the ESG Factors are available online at [www.credit-suisse.com/esg](http://www.credit-suisse.com/esg) (section "Sustainability Indicators").
- Meeting the minimum proportions for investments which are E/S aligned and SFDR Sustainable Investments.

● ***What is the committed minimum rate to reduce the scope of the investments considered prior to the application of that investment strategy?***

This Subfund does not have a commitment to reduce the scope of investments by a minimum rate.

● ***What is the policy to assess good governance practices of the investee companies?***

The methodology to assess and ensure good governance of investments, includes the following:

- Business-conduct Exclusions: Companies found to (1) systematically violate international norms, (2) where the breaches are particularly severe, or (3) where management is not open to implementing the necessary reforms, are put on a watchlist, and may be decided to be excluded from the firm-wide investment universe. Exclusions are considered as a last resort. Instead, engaging with investee companies is supposed to have a higher impact to prevent future breaches. Companies that are able and willing to take action may be subject to a period of engagement in which Credit Suisse aims to agree on targets and timelines for improvement, together with the company.
- ESG Integration: Governance topics may furthermore be assessed by considering ESG rating and/or governance relate data points (e.g., Governance Pillar score) during the investment decision process.

**Good governance** practices include sound management structures, employee relations, remuneration of staff and tax compliance.



**Asset allocation** describes the share of investments in specific assets.

**What is the asset allocation planned for this financial product?**

The planned minimum proportion of investments used to meet the environmental or social characteristics promoted by this Subfund (category #1 above) is 70% of its total net assets.

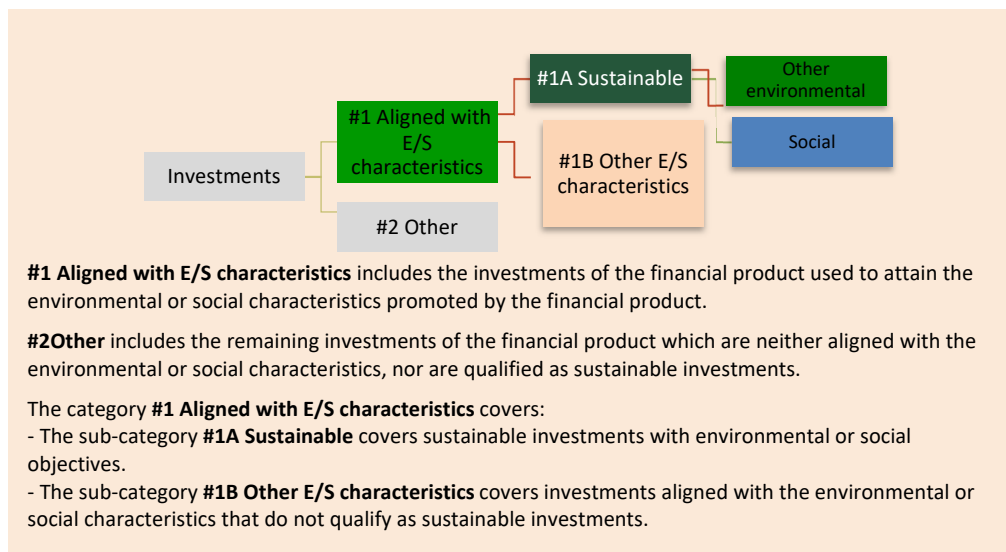


Taxonomy-aligned activities are expressed as a share of:

- **turnover** reflecting the share of revenue from green activities of investee companies
- **capital expenditure** (CapEx) showing the green investments made by investee companies, e.g. for a transition to a green economy.
- **operational expenditure** (OpEx) reflecting green operational activities of investee companies.

Within this category the Subfund aims to hold a minimum proportion of 5% of its total net assets in sustainable investments (category #1A above). Within that category, the Subfund aims to hold a minimum portion of 1% of its total net assets in sustainable investments with an environmental objective in economic activities that do not qualify as environmental sustainable under the EU Taxonomy. Although the Subfund commit to have a minimum proportion of its total net assets in sustainable investments with a social objective, the exact minimum portion of sustainable investments with a social objective cannot be measured to the time being.

For investment in category #1B above ESG Exclusions are applied to ensure environmental or social safeguards.



● **How does the use of derivatives attain the environmental or social characteristics promoted by the financial product?**

Derivatives are not used to attain the environmental or social characteristics of the Subfund. However, they may be used as efficient portfolio management tools, for cash management, for hedging purposes, or as an additional source of return.



**To what minimum extent are sustainable investments with an environmental objective aligned with the EU Taxonomy?**

0%. This Subfund does not commit to make EU Taxonomy aligned investments. However, certain investments made by the Subfund may be aligned with the EU Taxonomy.

● **Does the financial product invest in fossil gas and/or nuclear energy related activities that comply with the EU Taxonomy<sup>1</sup>?**

<sup>1</sup> Fossil gas and/or nuclear related activities will only comply with the EU Taxonomy where they contribute to limiting climate change ("climate change mitigation") and do not significantly harm any EU Taxonomy objective – see explanatory note in the left hand margin. The full criteria for fossil gas and nuclear energy economic activities that comply with the EU Taxonomy are laid down in Commission Delegated Regulation (EU) 2022/1214.

To comply with the EU Taxonomy, the criteria for **fossil gas** include limitations on emissions and switching to renewable power or low-carbon fuels by the end of 2035. For **nuclear energy**, the criteria include comprehensive safety and waste management rules.

**Enabling activities** directly enable other activities to make a substantial contribution to an environmental objective.

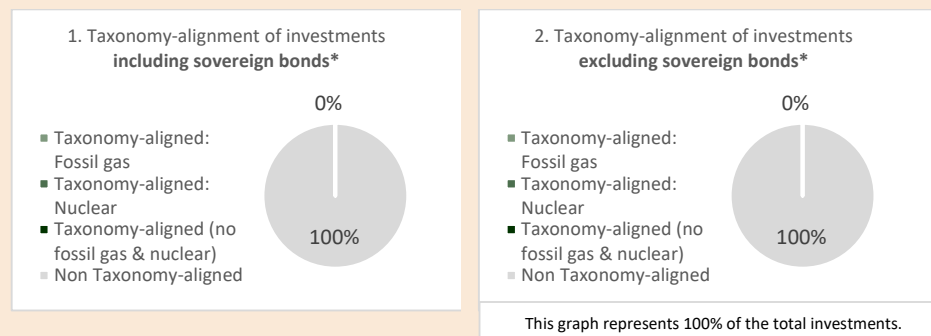
**Transitional activities** are activities for which low-carbon alternatives are not yet available and among others have greenhouse gas emission levels corresponding to the best performance.

Yes:

In fossil gas     In nuclear energy

No

*The two graphs below show in green the minimum percentage of investments that are aligned with the EU Taxonomy. As there is no appropriate methodology to determine the Taxonomy-alignment of sovereign bonds\*, the first graph shows the Taxonomy alignment in relation to all the investments of the financial product including sovereign bonds, while the second graph shows the Taxonomy alignment only in relation to the investments of the financial product other than sovereign bonds.*



\* For the purpose of these graphs, 'sovereign bonds' consist of all sovereign exposures.

● **What is the minimum share of investments in transitional and enabling activities?**

The minimum share of investments in transitional and enabling activities is 0% considering the subfund does not make sustainable investments with an environmental objective in economic activities that qualify as environmentally sustainable under the EU Taxonomy.

● **What is the minimum share of sustainable investments with an environmental objective that are not aligned with the EU Taxonomy?**

The minimum share of sustainable investments with an environmental objective that are not aligned with the EU Taxonomy is 1%.

● **What is the minimum share of socially sustainable investments?**

Although the Subfund commit to have a minimum proportion of its total net assets in sustainable investments with a social objective, the exact minimum portion of sustainable investments with a social objective cannot be measured to the time being.

● **What investments are included under "#2 Other", what is their purpose and are there any minimum environmental or social safeguards?**

Investments such as cash, derivatives and structured product may fall under "#2 Other" since such instruments do not contribute to the E/S characteristics of this Subfund. Such investments do not have minimum environmental or social safeguards.

Investments may furthermore fall under "#2 Other" if insufficient ESG-related information is available. This applies in particular to asset classes for which ESG Factors are insufficiently defined at present or not sufficient ESG related information is available. Where possible, minimum environmental or social safeguards apply to the underlying securities by ensuring that CSAM ESG Exclusions are adhered to.



are sustainable investments with an environmental objective that **do not take into account the criteria** for environmentally sustainable economic activities under the EU Taxonomy.





## Is a specific index designated as a reference benchmark to determine whether this financial product is aligned with the environmental and/or social characteristics that it promotes?

The Subfund does not use a reference benchmark for the purpose of attaining the environmental and/or social characteristics.

- ***How is the reference benchmark continuously aligned with each of the environmental or social characteristics promoted by the financial product?***

Not applicable

- ***How is the alignment of the investment strategy with the methodology of the index ensured on a continuous basis?***

Not applicable

- ***How does the designated index differ from a relevant broad market index?***

Not applicable

- ***Where can the methodology used for the calculation of the designated index be found?***

Not applicable

## Where can I find more product specific information online?

**More product-specific information can be found on the website:**

More product-specific information can be found on the website: [www.credit-suisse.com/fundsearch](http://www.credit-suisse.com/fundsearch)

Additionally, more information about the CSAM Sustainable Investing Policy can be found in Chapter 4 "Investment Policy" of the Prospectus or online at: [www.credit-suisse.com/esg](http://www.credit-suisse.com/esg)

More information about the CS SFDR Sustainable Investment Methodology can be found in Chapter 4 "Investment Policy" of the Prospectus.

**Reference benchmarks** are indexes to measure whether the financial product attains the environmental or social characteristics that they promote.



**Credit Suisse (Lux) Global Inflation Linked Bond Fund**

**Template pre-contractual disclosure for the financial products referred to in Article 8, paragraphs 1, 2 and 2a, of Regulation (EU) 2019/2088 and Article 6, first paragraph, of Regulation (EU) 2020/852**

**Sustainable investment** means an investment in an economic activity that contributes to an environmental or social objective, provided that the investment does not significantly harm any environmental or social objective and that the investee companies follow good governance practices.

The **EU Taxonomy** is a classification system laid down in Regulation (EU) 2020/852, establishing a list of **environmentally sustainable economic activities**. That Regulation does not include a list of socially sustainable economic activities. Sustainable investments with an environmental objective might be aligned with the Taxonomy or not.

**Product name:** Credit Suisse (Lux) Global Inflation Linked Bond Fund (the “Subfund”)  
**Legal entity identifier:** 6NH5N4J6GL7FWYEB3F23

Hgy lur qp hqw d # d q g 2 r u # v r f l d g # f k d u d f w h u l v w l f v #

**Does this financial product have a sustainable investment objective?**

**Yes**    **No**

|   |   |
|---|---|
| <p><input type="checkbox"/> It will make a minimum of sustainable investments with an environmental objective: ___%</p> <ul style="list-style-type: none"> <li><input type="checkbox"/> in economic activities that qualify as environmentally sustainable under the EU Taxonomy</li> <li><input type="checkbox"/> in economic activities that do not qualify as environmentally sustainable under the EU Taxonomy</li> </ul> <p><input type="checkbox"/> It will make a minimum of sustainable investments with a social objective: ___%</p> | <p><input type="checkbox"/> It promotes Environmental/Social (E/S) characteristics and while it does not have as its objective a sustainable investment, it will have a minimum proportion of ___% of sustainable investments</p> <ul style="list-style-type: none"> <li><input type="checkbox"/> with an environmental objective in economic activities that qualify as environmentally sustainable under the EU Taxonomy</li> <li><input type="checkbox"/> with an environmental objective in economic activities that do not qualify as environmentally sustainable under the EU Taxonomy</li> <li><input type="checkbox"/> with a social objective</li> </ul> <p><input checked="" type="checkbox"/> It promotes E/S characteristics, but will not make any sustainable investments</p> |
|---|---|



**What environmental and/or social characteristics are promoted by this financial product?**

This Subfund promotes the following environmental and social characteristics:

- promotes to invest into companies that comply with international treaties on controversial weapons (Norms-based Exclusions on direct investments)
- promotes not to invest into companies that derive more than 5% of their revenue from conventional weapons and firearms, tobacco production, gambling, or adult entertainment (Value-based Exclusions on direct investments)

- promotes not to invest into companies that derive more than 20% of their revenue from tobacco distribution, conventional weapons support systems or coal (coal mining and coal-based electricity generation) (Values-based Exclusions on direct investments)
- promotes adherence to, and conducting business activities in accordance with, international norms such as the "United Nations Global Compact Principles" (UNGC) (Business-conduct Exclusions on direct investments)
- promotes investments with positive or neutral Fixed Income ESG signal and limit exposure to investments with negative Fixed Income ESG signal
- promotes contribution to sustainable practices through the inclusion of the Subfund's investments into CSAM's centralized engagement approach, in line with CSAM's fiduciary duty (Active Ownership)

It does not use a reference benchmark for the purpose of attaining the environmental and/or social characteristics.

Please find further information on ESG Integration, ESG Exclusions and Engagement below in the question "What investment strategy does this financial product follow?" and online at [www.credit-suisse.com/esg](http://www.credit-suisse.com/esg)

- ***What sustainability indicators are used to measure the attainment of each of the environmental or social characteristics promoted by this financial product?***

The Subfund uses the following sustainability indicators:

**Sustainability indicators** measure how the environmental or social characteristics promoted by the financial product are attained.

- ESG Rating
- Environmental Pillar Score
- Social Pillar Score
- Governance Pillar Score
- ESG Controversies Flag
- Adherence to CSAM ESG Exclusions
- Proprietary Fixed Income ESG Signal

- ***What are the objectives of the sustainable investments that the financial product partially intends to make and how does the sustainable investment contribute to such objectives?***

Not applicable.

- ***How do the sustainable investments that the financial product partially intends to make, not cause significant harm to any environmental or social sustainable investment objective?***

Not applicable.

**Principal adverse impacts** are the most significant negative impacts of investment decisions on sustainability factors relating to environmental, social and employee matters, respect for human rights, anti-corruption and anti-bribery matters.

How have the indicators for adverse impacts on sustainability factors been taken into account?  
Not applicable.

How are the sustainable investments aligned with the OECD Guidelines for Multinational Enterprises and the UN Guiding Principles on Business and Human Rights? Details:  
Not applicable.

*The EU Taxonomy sets out a “do not significant harm” principle by which Taxonomy-aligned investments should not significantly harm EU Taxonomy objectives and is accompanied by specific EU criteria.*

The “do no significant harm” principle applies only to those investments underlying the financial product that take into account the EU criteria for environmentally sustainable economic activities. The investments underlying the remaining portion of this financial product do not take into account the EU criteria for environmentally sustainable economic activities.



## Does this financial product consider principal adverse impacts on sustainability factors?



Yes, principal adverse impacts on sustainability factors, as defined by SFDR, are considered by this Subfund through the application of the CSAM PAI Framework.

The CSAM PAI Framework makes use of a combination of approaches to consider the PAI Indicators according to SFDR RTS Annex 1, Table 1. PAI Indicators are considered by means of pre-trade investment restrictions, post-trade activities and portfolio exposure monitoring. The applicability of these means depends on the nature of the indicator, as well as on the specific context of the investment that is causing the adverse impact. The degree and the way the PAI Indicators are considered, depend on various factors, such as on the type of investment fund or strategy, asset class, and availability of reliable data.

Information on principal adverse impacts on sustainability of this Subfund will be available in annual reports published after January 1, 2023.



No



## What investment strategy does this financial product follow?

The objective of this Subfund is to generate a regular, inflation-hedged income in US dollar (Reference Currency).

To attain the environmental or social characteristics promoted by this Subfund, this Subfund applies CSAM Sustainable Investing Policy (ESG Exclusions, ESG Integration and Engagement).

The ESG Integration process for this Subfund follows the following steps:

- Identification of material ESG Factors

The Investment Manager uses materiality frameworks to identify those ESG Factors that are relevant to the given fixed income investment strategy. Materiality frameworks are concepts that help to identify sustainability-related issues and opportunities that are likely to affect the financial condition or operating performance of potential investee companies within an industry.

Materiality of ESG Factors and ESG Factors included in the investment process may change over time.

- ESG security analysis

Based on the identified material ESG Factors, the Investment Manager performs security research on ESG Factors across the Subfund’s investment universe. The Investment Manager makes use of ESG ratings from third-party service providers and may combine them with CSAM’s

**The investment strategy** guides investment decisions based on factors such as investment objectives and risk tolerance.

proprietary analyses and information. These may include ESG-related news, ESG ratings and scores, ESG-related controversies, and ESG trends.

To integrate ESG Factors into the security analysis, the Investment Manager calculates an ESG-adjusted credit view for the issuers in the fixed income Subfund's universe. The ESG-adjusted credit view is based on the traditional credit rating of an issuer combined with this issuer's ESG rating. The Investment Manager applies a proprietary methodology to systematically combine the issuer's traditional credit rating with its ESG rating in order to derive an ESG-adjusted credit rating. The ESG-adjusted credit rating results in a fundamental view on each issuer and enables the Investment Manager to compare securities on an ESG-adjusted basis and to evaluate whether to keep certain securities in the portfolio or to sell them during the security selection and portfolio implementation stage. ESG-adjusted credit ratings are updated as soon as an update of the underlying traditional credit rating or ESG rating becomes available.

- Security selection and portfolio implementation

The ESG-adjusted credit ratings are used by the Investment Manager in the bottom-up security selection process. Securities whose financial return compensates for the inherent financial and sustainability-related risks may remain eligible for investing. The position weights are derived from over- or underweighting as well as excluding securities based on the ESG-adjusted credit ratings. In this step, the Investment Manager combines ESG-adjusted credit ratings with established tools of traditional investing strategies to make better informed investment decisions.

- Portfolio monitoring

The Investment Manager monitors the ESG Factors daily to detect significant changes in the ESG Factors of underlying securities and regularly reassess the portfolio in order to decide whether to increase or decrease positions in the portfolio.

● ***What are the binding elements of the investment strategy used to select the investments to attain each of the environmental or social characteristics promoted by this financial product?***

The binding elements are:

- Application of Norms-, Values- and Business Conduct Exclusions
  - Exclusion of companies that are in breach of international treaties on controversial weapons (Norms-based Exclusions on direct investments)
  - Exclusion of companies that derive more than 5% of their revenue from conventional weapons and firearms, tobacco production, gambling, or adult entertainment (Value-based Exclusions on direct investments)
  - Exclusion of companies that derive more than 20% of their revenue from tobacco distribution, conventional weapons support systems and services or coal (coal mining and coal-based electricity generation) and no investment into companies that derive more than 5% of their revenues from arctic oil and gas production as well as companies that derive more than 10% of their revenues from oil sands extraction (Values-based Exclusions on direct investments)
  - Exclusion of companies that conduct business activities in breach of, international norms such as the "United Nations Global Compact Principles" (UNGC) (Business-conduct Exclusions on direct investments)
- Integrate ESG Factors into the investment decision process without compromising diversification and risk management. This includes:
  - For direct fixed income investments to seek to invest preferably in investments with positive or neutral Fixed Income ESG signal and limit exposure to investments with negative Fixed Income ESG signal. More information on the

ESG Factors are available online at [www.credit-suisse.com/esg](http://www.credit-suisse.com/esg) (section "Sustainability Indicators").

- Meeting the minimum proportions for investments which are E/S aligned

● **What is the committed minimum rate to reduce the scope of the investments considered prior to the application of that investment strategy?**

This Subfund does not have a commitment to reduce the scope of investments by a minimum rate.

● **What is the policy to assess good governance practices of the investee companies?**

The methodology to assess and ensure good governance of investments, includes the following:

- **Business-conduct Exclusions:** Companies found to (1) systematically violate international norms, (2) where the breaches are particularly severe, or (3) where management is not open to implementing the necessary reforms, are put on a watchlist, and may be decided to be excluded from the firm-wide investment universe. Exclusions are considered as a last resort. Instead, engaging with investee companies is supposed to have a higher impact to prevent future breaches. Companies that are able and willing to take action may be subject to a period of engagement in which Credit Suisse aims to agree on targets and timelines for improvement, together with the company.
- **ESG Integration:** Governance topics may furthermore be assessed by considering ESG rating and/or governance relate data points (e.g., Governance Pillar score) during the investment decision process.

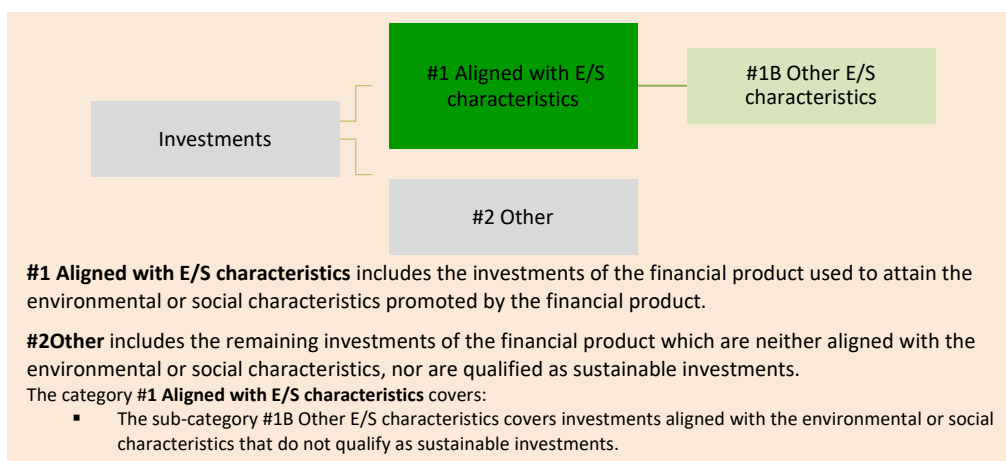
**Good governance** practices include sound management structures, employee relations, remuneration of staff and tax compliance.

**Asset allocation** describes the share of investments in specific assets.



**What is the asset allocation planned for this financial product?**

The planned minimum proportion of investments used to meet the environmental or social characteristics promoted by this Subfund (category #1 above) is 70% of its total net assets.



For investment in category #1B above ESG Exclusions are applied to ensure minimum environmental or social safeguards.

● **How does the use of derivatives attain the environmental or social characteristics promoted by the financial product?**

Derivatives are not used to attain the environmental or social characteristics of the Subfund. However, they may be used as efficient portfolio management tools, for cash management, for hedging purposes, or as an additional source of return.

Taxonomy-aligned activities are expressed as a share of:

- **turnover** reflecting the share of revenue from green activities of investee companies
- **capital expenditure (CapEx)** showing the green investments made by investee companies, e.g. for a transition to a green economy.
- **operational expenditure (OpEx)** reflecting green operational activities of investee companies.



To comply with the EU Taxonomy, the criteria for **fossil gas** include limitations on emissions and switching to renewable power or low-carbon fuels by the end of 2035. For **nuclear energy**, the criteria include comprehensive safety and waste management rules.

**Enabling activities** directly enable other activities to make a substantial contribution to an environmental objective.

**Transitional activities** are activities for which low-carbon alternatives are not yet available and among others have greenhouse gas emission levels corresponding to the best performance.



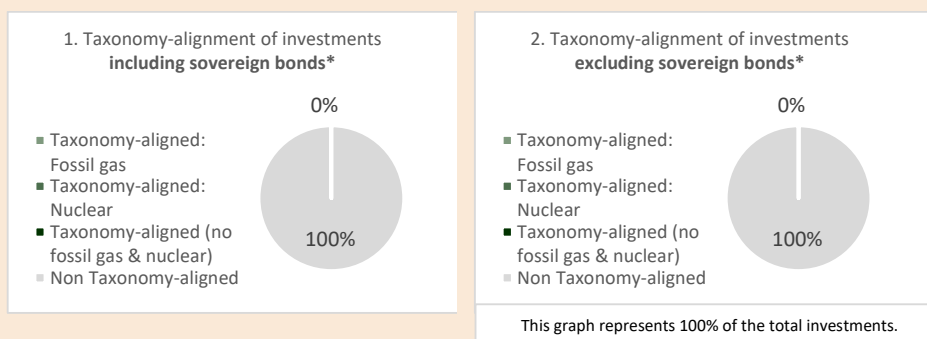
## To what minimum extent are sustainable investments with an environmental objective aligned with the EU Taxonomy?

0%. This Subfund does not commit to make EU Taxonomy aligned investments. However, certain investments made by the Subfund may be aligned with the EU Taxonomy.

### Does the financial product invest in fossil gas and/or nuclear energy related activities that comply with the EU Taxonomy<sup>1</sup>?

- Yes:
- In fossil gas       In nuclear energy
- No

The two graphs below show in green the minimum percentage of investments that are aligned with the EU Taxonomy. As there is no appropriate methodology to determine the Taxonomy-alignment of sovereign bonds\*, the first graph shows the Taxonomy alignment in relation to all the investments of the financial product including sovereign bonds, while the second graph shows the Taxonomy alignment only in relation to the investments of the financial product other than sovereign bonds.



\* For the purpose of these graphs, 'sovereign bonds' consist of all sovereign exposures.



are sustainable investments with an environmental objective that **do not take into account the criteria** for environmentally sustainable economic activities under the EU Taxonomy.

### What is the minimum share of investments in transitional and enabling activities?

Not applicable.



### What is the minimum share of sustainable investments with an environmental objective that are not aligned with the EU Taxonomy?

Not applicable.



### What is the minimum share of socially sustainable investments?

Not applicable.



### What investments are included under "#2 Other", what is their purpose and are there any minimum environmental or social safeguards?

<sup>1</sup> Fossil gas and/or nuclear related activities will only comply with the EU Taxonomy where they contribute to limiting climate change ("climate change mitigation") and do not significantly harm any EU Taxonomy objective – see explanatory note in the left hand margin. The full criteria for fossil gas and nuclear energy economic activities that comply with the EU Taxonomy are laid down in Commission Delegated Regulation (EU) 2022/1214.

Investments such as cash, derivatives and structured product may fall under "#2 Other" since such instruments do not contribute to the E/S characteristics of this Subfund. Such investments do not have minimum environmental or social safeguards.

Investments may furthermore fall under "#2 Other" if insufficient ESG-related information is available. This applies in particular to asset classes for which ESG Factors are insufficiently defined at present or not sufficient ESG related information is available. Where possible, minimum environmental or social safeguards apply to the underlying securities by ensuring that CSAM ESG Exclusions are adhered to.



### Is a specific index designated as a reference benchmark to determine whether this financial product is aligned with the environmental and/or social characteristics that it promotes?

#### Reference

**benchmarks** are indexes to measure whether the financial product attains the environmental or social characteristics that they promote.

The Subfund does not use a reference benchmark for the purpose of attaining the environmental and/or social characteristics.

- ***How is the reference benchmark continuously aligned with each of the environmental or social characteristics promoted by the financial product?***

Not applicable.

- ***How is the alignment of the investment strategy with the methodology of the index ensured on a continuous basis?***

Not applicable.

- ***How does the designated index differ from a relevant broad market index?***

Not applicable.

- ***Where can the methodology used for the calculation of the designated index be found?***

Not applicable.



### Where can I find more product specific information online?

More product-specific information can be found on the website:

More product-specific information can be found on the website: [www.credit-suisse.com/fundsearch](http://www.credit-suisse.com/fundsearch)

Additionally, more information about the CSAM Sustainable Investing Policy can be found in Chapter 4 "Investment Policy" of the Prospectus or online at: [www.credit-suisse.com/esg](http://www.credit-suisse.com/esg)

**UBS (Lux) Credit Income Fund**

**Template pre-contractual disclosure for the financial products referred to in Article 8, paragraphs 1, 2 and 2a, of Regulation (EU) 2019/2088 and Article 6, first paragraph, of Regulation (EU) 2020/852**

**Sustainable investment** means an investment in an economic activity that contributes to an environmental or social objective, provided that the investment does not significantly harm any environmental or social objective and that the investee companies follow good governance practices.

The **EU Taxonomy** is a classification system laid down in Regulation (EU) 2020/852, establishing a list of **environmentally sustainable economic activities**. That Regulation does not include a list of socially sustainable economic activities. Sustainable investments with an environmental objective might be aligned with the Taxonomy or not.

**Product name:** UBS (Lux) Credit Income Fund (the "Subfund")

**Legal entity identifier:** RXN40DS7SNSLC5FIRJ39

Hqylurqp hqwde#dqg2ru#vr fldg#fk dudfwhulvwlfv#

**Does this financial product have a sustainable investment objective?**

**Yes**    **No**

|   |   |
|---|---|
| <p><input type="checkbox"/> It will make a minimum of sustainable investments with an environmental objective: ___%</p> <ul style="list-style-type: none"> <li><input type="checkbox"/> in economic activities that qualify as environmentally sustainable under the EU Taxonomy</li> <li><input type="checkbox"/> in economic activities that do not qualify as environmentally sustainable under the EU Taxonomy</li> </ul> <p><input type="checkbox"/> It will make a minimum of sustainable investments with a social objective: ___%</p> | <p><input type="checkbox"/> It promotes Environmental/Social (E/S) characteristics and while it does not have as its objective a sustainable investment, it will have a minimum proportion of ___% of sustainable investments</p> <ul style="list-style-type: none"> <li><input type="checkbox"/> with an environmental objective in economic activities that qualify as environmentally sustainable under the EU Taxonomy</li> <li><input type="checkbox"/> with an environmental objective in economic activities that do not qualify as environmentally sustainable under the EU Taxonomy</li> <li><input type="checkbox"/> with a social objective</li> </ul> <p><input checked="" type="checkbox"/> It promotes E/S characteristics, but will not make any sustainable investments</p> |
|---|---|



**What environmental and/or social characteristics are promoted by this financial product?**

This Subfund promotes the following environmental and social characteristics:

- promotes to invest into companies that comply with international treaties on controversial weapons (Norms-based Exclusions on direct investments)
- promotes not to invest into companies that derive more than 5% of their revenue from conventional weapons and firearms, tobacco production, gambling, or adult entertainment (Value-based Exclusions on direct investments)

**Sustainability indicators** measure how the environmental or social characteristics promoted by the financial product are attained.

- promotes not to invest into companies that derive more than 20% of their revenue from tobacco distribution, conventional weapons support systems or coal (coal mining and coal-based electricity generation) (Values-based Exclusions on direct investments)
- promotes adherence to, and conducting business activities in accordance with, international norms such as the "United Nations Global Compact Principles" (UNGC) (Business-conduct Exclusions on direct investments)
- promotes investments with positive or neutral Fixed Income ESG signal and limit exposure to investments with negative Fixed Income ESG signal
- promotes contribution to sustainable practices through the inclusion of the Subfund's investments into CSAM's centralized engagement approach, in line with CSAM's fiduciary duty (Active Ownership)

It does not use a reference benchmark for the purpose of attaining the environmental and/or social characteristics.

Please find further information on ESG Integration, ESG Exclusions and Engagement below in the question "What investment strategy does this financial product follow?" and online at [www.credit-suisse.com/esg](http://www.credit-suisse.com/esg)

● **What sustainability indicators are used to measure the attainment of each of the environmental or social characteristics promoted by this financial product?**

The Subfund uses the following sustainability indicators:

- ESG Rating
- Environmental Pillar Score
- Social Pillar Score
- Governance Pillar Score
- ESG Controversies Flag
- Adherence to CSAM ESG Exclusions
- Proprietary Fixed Income ESG Signal

**Principal adverse impacts** are the most significant negative impacts of investment decisions on sustainability factors relating to environmental, social and employee matters, respect for human rights, anti-corruption and anti-bribery matters.

● **What are the objectives of the sustainable investments that the financial product partially intends to make and how does the sustainable investment contribute to such objectives?**

Not applicable.

● **How do the sustainable investments that the financial product partially intends to make, not cause significant harm to any environmental or social sustainable investment objective?**

Not applicable.

— *How have the indicators for adverse impacts on sustainability factors been taken into account?*

Not applicable.

— *How are the sustainable investments aligned with the OECD Guidelines for Multinational Enterprises and the UN Guiding Principles on Business and Human Rights? Details:*

Not applicable.

*The EU Taxonomy sets out a “do not significant harm” principle by which Taxonomy-aligned investments should not significantly harm EU Taxonomy objectives and is accompanied by specific EU criteria.*

The “do no significant harm” principle applies only to those investments underlying the financial product that take into account the EU criteria for environmentally sustainable economic activities. The investments underlying the remaining portion of this financial product do not take into account the EU criteria for environmentally sustainable economic activities.



## Does this financial product consider principal adverse impacts on sustainability factors?

**X** Yes, principal adverse impacts on sustainability factors, as defined by SFDR, are considered by this Subfund through the application of the CSAM PAI Framework.

The CSAM PAI Framework makes use of a combination of approaches to consider the PAI Indicators according to SFDR RTS Annex 1, Table 1. PAI Indicators are considered by means of pre-trade investment restrictions, post-trade activities and portfolio exposure monitoring. The applicability of these means depends on the nature of the indicator, as well as on the specific context of the investment that is causing the adverse impact. The degree and the way the PAI Indicators are considered, depend on various factors, such as on the type of investment fund or strategy, asset class, and availability of reliable data.

Information on principal adverse impacts on sustainability of this Subfund will be available in annual reports published after January 1, 2023.

No



## What investment strategy does this financial product follow?

At least two-thirds of the total assets of the Subfund shall be invested in fixed-income instruments, bonds (including fixed rate bonds, zero-coupon bonds, inflation linked bonds, subordinated bonds, covered bonds, and perpetual bonds) and similar fixed interest or floating-rate securities (including floating rate notes and securities issued on a discount basis) issued by private, semi-private and public issuers from developed and emerging countries. Developed and emerging countries are defined in the section “Risk Information” of the Prospectus.

To attain the environmental or social characteristics promoted by this Subfund, this Subfund applies CSAM Sustainable Investing Policy (ESG Exclusions, ESG Integration and Engagement).

The ESG Integration process for this Subfund follows the following steps:

- Identification of material ESG Factors

The Investment Manager uses materiality frameworks to identify those ESG Factors that are relevant to the given fixed income investment strategy. Materiality frameworks are concepts that help to identify sustainability-related issues and opportunities that are likely to affect the financial condition or operating performance of potential investee companies within an industry.

**The investment strategy** guides investment decisions based on factors such as investment objectives and risk tolerance.

Materiality of ESG Factors and ESG Factors included in the investment process may change over time.

- ESG security analysis

Based on the identified material ESG Factors, the Investment Manager performs security research on ESG Factors across the Subfund's investment universe. The Investment Manager makes use of ESG ratings from third-party service providers and may combine them with CSAM's proprietary analyses and information. These may include ESG-related news, ESG ratings and scores, ESG-related controversies, and ESG trends.

To integrate ESG Factors into the security analysis, the Investment Manager calculates an ESG-adjusted credit view for the issuers in the fixed income Subfund's universe. The ESG-adjusted credit view is based on the traditional credit rating of an issuer combined with this issuer's ESG rating. The Investment Manager applies a proprietary methodology to systematically combine the issuer's traditional credit rating with its ESG rating in order to derive an ESG-adjusted credit rating. The ESG-adjusted credit rating results in a fundamental view on each issuer and enables the Investment Manager to compare securities on an ESG-adjusted basis and to evaluate whether to keep certain securities in the portfolio or to sell them during the security selection and portfolio implementation stage. ESG-adjusted credit ratings are updated as soon as an update of the underlying traditional credit rating or ESG rating becomes available.

- Security selection and portfolio implementation

The ESG-adjusted credit ratings are used by the Investment Manager in the bottom-up security selection process. Securities whose financial return compensates for the inherent financial and sustainability-related risks may remain eligible for investing. The position weights are derived from over- or underweighting as well as excluding securities based on the ESG-adjusted credit ratings. In this step, the Investment Manager combines ESG-adjusted credit ratings with established tools of traditional investing strategies to make better informed investment decisions.

- Portfolio monitoring

The Investment Manager monitors the ESG Factors daily to detect significant changes in the ESG Factors of underlying securities and regularly reassess the portfolio in order to decide whether to increase or decrease positions in the portfolio.

● ***What are the binding elements of the investment strategy used to select the investments to attain each of the environmental or social characteristics promoted by this financial product?***

The binding elements are:

- Application of Norms-, Values- and Business Conduct Exclusions
  - Exclusion of companies that are in breach of international treaties on controversial weapons (Norms-based Exclusions on direct investments)
  - Exclusion of companies that derive more than 5% of their revenue from conventional weapons and firearms, tobacco production, gambling, or adult entertainment (Value-based Exclusions on direct investments)
  - Exclusion of companies that derive more than 20% of their revenue from tobacco distribution, conventional weapons support systems and services or coal (coal mining and coal-based electricity generation) and no investment into companies that derive more than 5% of their revenues from arctic oil and gas production as well as companies that derive more than 10% of their revenues from oil sands extraction (Values-based Exclusions on direct investments)

- Exclusion of companies that conduct business activities in breach of, international norms such as the "United Nations Global Compact Principles" (UNGC) (Business-conduct Exclusions on direct investments)
- Integrate ESG Factors into the investment decision process without compromising diversification and risk management. This includes:
  - For direct fixed income investments to seek to invest preferably in investments with positive or neutral Fixed Income ESG signal and limit exposure to investments with negative Fixed Income ESG signal. More information on the ESG Factors are available online at [www.credit-suisse.com/esg](http://www.credit-suisse.com/esg) (section "Sustainability Indicators").
- Meeting the minimum proportions for investments which are E/S aligned.

***What is the committed minimum rate to reduce the scope of the investments considered prior to the application of that investment strategy?***

This Subfund does not have a commitment to reduce the scope of investments by a minimum rate.

● ***What is the policy to assess good governance practices of the investee companies?***

The methodology to assess and ensure good governance of investments, includes the following:

- Business-conduct Exclusions: Companies found to (1) systematically violate international norms, (2) where the breaches are particularly severe, or (3) where management is not open to implementing the necessary reforms, are put on a watchlist, and may be decided to be excluded from the firm-wide investment universe. Exclusions are considered as a last resort. Instead, engaging with investee companies is supposed to have a higher impact to prevent future breaches. Companies that are able and willing to take action may be subject to a period of engagement in which Credit Suisse aims to agree on targets and timelines for improvement, together with the company.
- ESG Integration: Governance topics may furthermore be assessed by considering ESG rating and/or governance relate data points (e.g., Governance Pillar score) during the investment decision process.

**Good governance** practices include sound management structures, employee relations, remuneration of staff and tax compliance.



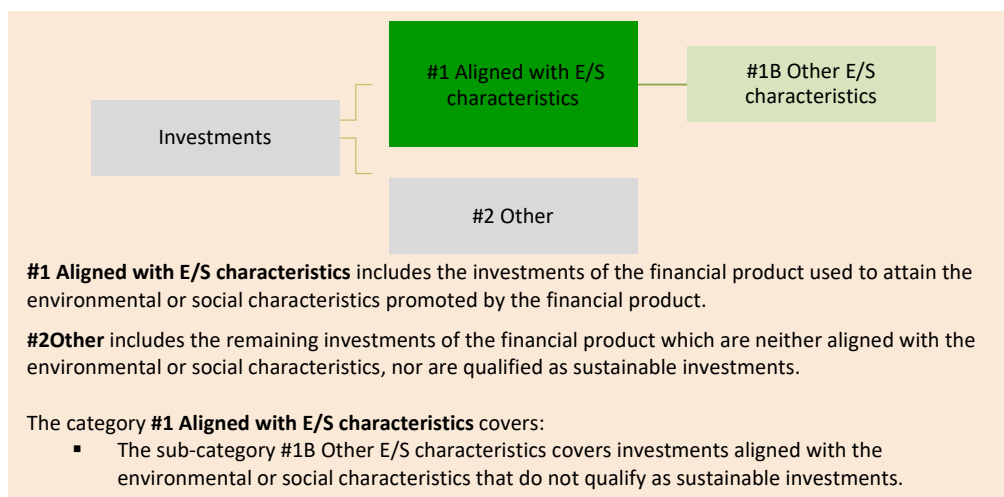
**Asset allocation** describes the share of investments in specific assets.

Taxonomy-aligned activities are expressed as a share of:

- **turnover** reflecting the share of revenue from green activities of investee companies
- **capital expenditure** (CapEx) showing the green investments made by investee companies, e.g. for a transition to a green economy.
- **operational expenditure** (OpEx) reflecting green operational activities of investee companies.

## What is the asset allocation planned for this financial product?

The planned minimum proportion of investments used to meet the environmental or social characteristics promoted by this Subfund (category #1 above) is 70% of its total net assets.



For investment in category #1B above ESG Exclusions are applied to ensure minimum environmental or social safeguards.

### How does the use of derivatives attain the environmental or social characteristics promoted by the financial product?

Derivatives are not used to attain the environmental or social characteristics of the Subfund. However, they may be used as efficient portfolio management tools, for cash management, for hedging purposes, or as an additional source of return.



## To what minimum extent are sustainable investments with an environmental objective aligned with the EU Taxonomy?

0%. This Subfund does not commit to make EU Taxonomy aligned investments. However, certain investments made by the Subfund may be aligned with the EU Taxonomy.

### Does the financial product invest in fossil gas and/or nuclear energy related activities that comply with the EU Taxonomy<sup>1</sup>?

- Yes:
- In fossil gas       In nuclear energy
- No

<sup>1</sup> Fossil gas and/or nuclear related activities will only comply with the EU Taxonomy where they contribute to limiting climate change ("climate change mitigation") and do not significantly harm any EU Taxonomy objective – see explanatory note in the left hand margin. The full criteria for fossil gas and nuclear energy economic activities that comply with the EU Taxonomy are laid down in Commission Delegated Regulation (EU) 2022/1214.

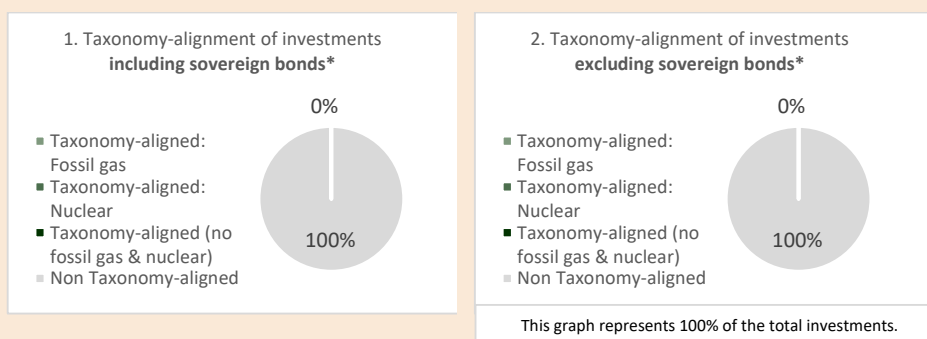


To comply with the EU Taxonomy, the criteria for **fossil gas** include limitations on emissions and switching to renewable power or low-carbon fuels by the end of 2035. For **nuclear energy**, the criteria include comprehensive safety and waste management rules.

**Enabling activities** directly enable other activities to make a substantial contribution to an environmental objective.

**Transitional activities** are activities for which low-carbon alternatives are not yet available and among others have greenhouse gas emission levels corresponding to the best performance.

The two graphs below show in green the minimum percentage of investments that are aligned with the EU Taxonomy. As there is no appropriate methodology to determine the Taxonomy-alignment of sovereign bonds\*, the first graph shows the Taxonomy alignment in relation to all the investments of the financial product including sovereign bonds, while the second graph shows the Taxonomy alignment only in relation to the investments of the financial product other than sovereign bonds.



\* For the purpose of these graphs, 'sovereign bonds' consist of all sovereign exposures.

● **What is the minimum share of investments in transitional and enabling activities?**

Not applicable.



**What is the minimum share of sustainable investments with an environmental objective that are not aligned with the EU Taxonomy?**

Not applicable.



**What is the minimum share of socially sustainable investments?**

Not applicable.



**What investments are included under “#2 Other”, what is their purpose and are there any minimum environmental or social safeguards?**

are sustainable investments with an environmental objective that **do not take into account the criteria** for environmentally sustainable economic activities under the EU Taxonomy.

Investments such as cash, derivatives and structured product may fall under "#2 Other" since such instruments do not contribute to the E/S characteristics of this Subfund. Such investments do not have minimum environmental or social safeguards.

Investments may furthermore fall under "#2 Other" if insufficient ESG-related information is available. This applies in particular to asset classes for which ESG Factors are insufficiently defined at present or not sufficient ESG related information is available. Where possible, minimum environmental or social safeguards apply to the underlying securities by ensuring that CSAM ESG Exclusions are adhered to.



### Is a specific index designated as a reference benchmark to determine whether this financial product is aligned with the environmental and/or social characteristics that it promotes?

**Reference benchmarks** are indexes to measure whether the financial product attains the environmental or social characteristics that they promote.

The Subfund does not use a reference benchmark for the purpose of attaining the environmental and/or social characteristics.

- ***How is the reference benchmark continuously aligned with each of the environmental or social characteristics promoted by the financial product?***  
Not applicable.
- ***How is the alignment of the investment strategy with the methodology of the index ensured on a continuous basis?***  
Not applicable.
- ***How does the designated index differ from a relevant broad market index?***  
Not applicable.
- ***Where can the methodology used for the calculation of the designated index be found?***  
Not applicable.



### Where can I find more product specific information online?

More product-specific information can be found on the website:

More product-specific information can be found on the website: [www.credit-suisse.com/fundsearch](http://www.credit-suisse.com/fundsearch)

Additionally, more information about the CSAM Sustainable Investing Policy can be found in Chapter 4 "Investment Policy" of the Prospectus or online at: [www.credit-suisse.com/esg](http://www.credit-suisse.com/esg)

## Credit Suisse (Lux) Global Value Bond Fund

## Template pre-contractual disclosure for the financial products referred to in Article 8, paragraphs 1, 2 and 2a, of Regulation (EU) 2019/2088 and Article 6, first paragraph, of Regulation (EU) 2020/852

Product name: Credit Suisse (Lux) Global Value Bond Fund (the "Subfund")

Legal entity identifier: 6ERIORSZ2Y5KE8QP3Q46

**Sustainable**

**investment** means an investment in an economic activity that contributes to an environmental or social objective, provided that the investment does not significantly harm any environmental or social objective and that the investee companies follow good governance practices.

The **EU Taxonomy** is a classification system laid down in Regulation (EU) 2020/852, establishing a list of **environmentally sustainable economic activities**. That Regulation does not include a list of socially sustainable economic activities. Sustainable investments with an environmental objective might be aligned with the Taxonomy or not.

Hgy lur qp hqw d # d q g 2 r u # v r f l d o # f k d u d f w h u l v w l f v #

**Does this financial product have a sustainable investment objective?**

Yes  No

|  |  |
|--|--|
| <input type="checkbox"/> It will make a minimum of sustainable investments with an environmental objective: ___% <ul style="list-style-type: none"> <li><input type="checkbox"/> in economic activities that qualify as environmentally sustainable under the EU Taxonomy</li> <li><input type="checkbox"/> in economic activities that do not qualify as environmentally sustainable under the EU Taxonomy</li> </ul> | <input type="checkbox"/> It promotes Environmental/Social (E/S) characteristics and while it does not have as its objective a sustainable investment, it will have a minimum proportion of ___% Of sustainable investments <ul style="list-style-type: none"> <li><input type="checkbox"/> with an environmental objective in economic activities that qualify as environmentally sustainable under the EU Taxonomy</li> <li><input type="checkbox"/> with an environmental objective in economic activities that do not qualify as environmentally sustainable under the EU Taxonomy</li> <li><input type="checkbox"/> with a social objective</li> </ul> |
| <input type="checkbox"/> It will make a minimum of sustainable investments with a social objective: ___%   | <input checked="" type="checkbox"/> It promotes E/S characteristics, but will not make any sustainable investments   |



### What environmental and/or social characteristics are promoted by this financial product?

This Subfund promotes the following environmental and social characteristics:

- Promotes to invest into companies that comply with international treaties on controversial weapons (Norms-based Exclusions on direct investments)
- promotes not to invest into companies that derive more than 5% of their revenue from conventional weapons and firearms, tobacco production, gambling, or adult entertainment (Value-based Exclusions on direct investments)
- promotes not to invest into companies that derive more than 20% of their revenue from tobacco distribution, conventional weapons support systems or

coal (coal mining and coal-based electricity generation) (Values-based Exclusions on direct investments)

- promotes adherence to, and conducting business activities in accordance with, international norms such as the "United Nations Global Compact Principles" (UNGC) (Business-conduct Exclusions on direct investments)
- promotes investments with positive or neutral Fixed Income ESG signal and limit exposure to investments with negative Fixed Income ESG signal
- promotes contribution to sustainable practices through the inclusion of the Subfund's investments into CSAM's centralized engagement approach, in line with CSAM's fiduciary duty (Active Ownership)

It does not use a reference benchmark for the purpose of attaining the environmental and/or social characteristics.

Please find further information on ESG Integration, ESG Exclusions and Engagement below in the question "What investment strategy does this financial product follow?" and online at [www.credit-suisse.com/esg](http://www.credit-suisse.com/esg)

- **What sustainability indicators are used to measure the attainment of each of the environmental or social characteristics promoted by this financial product?**

The Subfund uses the following sustainability indicators:

- ESG Rating
- Environmental Pillar Score
- Social Pillar Score
- Governance Pillar Score
- ESG Controversies Flag
- Adherence to CSAM ESG Exclusions
- Proprietary Fixed Income ESG Signal

**Sustainability indicators** measure how the environmental or social characteristics promoted by the financial product are attained.

- **What are the objectives of the sustainable investments that the financial product partially intends to make and how does the sustainable investment contribute to such objectives?**

Not applicable.

- **How do the sustainable investments that the financial product partially intends to make, not cause significant harm to any environmental or social sustainable investment objective?**

Not applicable.

How have the indicators for adverse impacts on sustainability factors been taken into account?  
Not applicable.

How are the sustainable investments aligned with the OECD Guidelines for Multinational Enterprises and the UN Guiding Principles on Business and Human Rights? Details:

Not applicable.

**Principal adverse impacts** are the most significant negative impacts of investment decisions on sustainability factors relating to environmental, social and employee matters, respect for human rights, anti-corruption and anti-bribery matters.

*The EU Taxonomy sets out a “do not significant harm” principle by which Taxonomy-aligned investments should not significantly harm EU Taxonomy objectives and is accompanied by specific EU criteria.*

The “do no significant harm” principle applies only to those investments underlying the financial product that take into account the EU criteria for environmentally sustainable economic activities. The investments underlying the remaining portion of this financial product do not take into account the EU criteria for environmentally sustainable economic activities.

*Any other sustainable investments must also not significantly harm any environmental or social objectives.*



## Does this financial product consider principal adverse impacts on sustainability factors?



Yes, principal adverse impacts on sustainability factors, as defined by SFDR, are considered by this Subfund through the application of the CSAM PAI Framework.

The CSAM PAI Framework makes use of a combination of approaches to consider the PAI Indicators according to SFDR RTS Annex 1, Table 1. PAI Indicators are considered by means of pre-trade investment restrictions, post-trade activities and portfolio exposure monitoring. The applicability of these means depends on the nature of the indicator, as well as on the specific context of the investment that is causing the adverse impact. The degree and the way the PAI Indicators are considered, depend on various factors, such as on the type of investment fund or strategy, asset class, and availability of reliable data.

Information on principal adverse impacts on sustainability of this Subfund will be available in annual reports published after January 1, 2023.

No



## What investment strategy does this financial product follow?

The Subfund will allocate its investments across various fixed-income asset classes (including fixed rate bonds, zero-coupon bonds, government bonds, semi-government bonds, corporate bonds, inflation-indexed debt securities, bonds of emerging market issuers, bonds of supranational organizations, high-interest and convertible bonds and notes, zero-coupon bonds, subordinated bonds, covered bonds, perpetual bonds and collateralized debt obligations) but also in floating rate notes, while investing across the full spectrum of credit ratings (at least on average “BBB-” by Standard & Poor’s or Baa3 by Moody’s, and with an individual rating of at least “CCC-” by Standard & Poor’s or Caa3 by Moody’s at the time the investment is made, or debt instruments which exhibit similar credit quality in the view of the Management Company) in order to utilize attractive investment opportunities in light of the business cycle and the corresponding development of interest rates and credit spreads.

To attain the environmental or social characteristics promoted by this Subfund, this Subfund applies CSAM Sustainable Investing Policy (ESG Exclusions, ESG Integration and Engagement).

**The investment strategy** guides investment decisions based on factors such as investment objectives and risk tolerance.

The ESG Integration process for this Subfund follows the following steps:

- Identification of material ESG Factors

The Investment Manager uses materiality frameworks to identify those ESG Factors that are relevant to the given fixed income investment strategy. Materiality frameworks are concepts that help to identify sustainability-related issues and opportunities that are likely to affect the financial condition or operating performance of potential investee companies within an industry.

Materiality of ESG Factors and ESG Factors included in the investment process may change over time.

- ESG security analysis

Based on the identified material ESG Factors, the Investment Manager performs security research on ESG Factors across the Subfund's investment universe. The Investment Manager makes use of ESG ratings from third-party service providers and may combine them with CSAM's proprietary analyses and information. These may include ESG-related news, ESG ratings and scores, ESG-related controversies, and ESG trends.

To integrate ESG Factors into the security analysis, the Investment Manager calculates an ESG-adjusted credit view for the issuers in the fixed income Subfund's universe. The ESG-adjusted credit view is based on the traditional credit rating of an issuer combined with this issuer's ESG rating. The Investment Manager applies a proprietary methodology to systematically combine the issuer's traditional credit rating with its ESG rating in order to derive an ESG-adjusted credit rating. The ESG-adjusted credit rating results in a fundamental view on each issuer and enables the Investment Manager to compare securities on an ESG-adjusted basis and to evaluate whether to keep certain securities in the portfolio or to sell them during the security selection and portfolio implementation stage. ESG-adjusted credit ratings are updated as soon as an update of the underlying traditional credit rating or ESG rating becomes available.

- Security selection and portfolio implementation

The ESG-adjusted credit ratings are used by the Investment Manager in the bottom-up security selection process. Securities whose financial return compensates for the inherent financial and sustainability-related risks may remain eligible for investing. The position weights are derived from over- or underweighting as well as excluding securities based on the ESG-adjusted credit ratings. In this step, the Investment Manager combines ESG-adjusted credit ratings with established tools of traditional investing strategies to make better informed investment decisions.

- Portfolio monitoring

The Investment Manager monitors the ESG Factors daily to detect significant changes in the ESG Factors of underlying securities and regularly reassess the portfolio in order to decide whether to increase or decrease positions in the portfolio.

● ***What are the binding elements of the investment strategy used to select the investments to attain each of the environmental or social characteristics promoted by this financial product?***

The binding elements are:

- Application of Norms-, Values- and Business Conduct Exclusions
  - Exclusion of companies that are in breach of international treaties on controversial weapons (Norms-based Exclusions on direct investments)

- Exclusion of companies that derive more than 5% of their revenue from conventional weapons and firearms, tobacco production, gambling, or adult entertainment (Value-based Exclusions on direct investments)
- Exclusion of companies that derive more than 20% of their revenue from tobacco distribution, conventional weapons support systems and services or coal (coal mining and coal-based electricity generation) and no investment into companies that derive more than 5% of their revenues from arctic oil and gas production as well as companies that derive more than 10% of their revenues from oil sands extraction (Values-based Exclusions on direct investments)
- Exclusion of companies that conduct business activities in breach of, international norms such as the "United Nations Global Compact Principles" (UNGC) (Business-conduct Exclusions on direct investments)
- Integrate ESG Factors into the investment decision process without compromising diversification and risk management. This includes:
  - For direct fixed income investments to seek to invest preferably in investments with positive or neutral Fixed Income ESG signal and limit exposure to investments with negative Fixed Income ESG signal. More information on the ESG Factors are available online at [www.credit-suisse.com/esg](http://www.credit-suisse.com/esg) (section "Sustainability Indicators").
- Meeting the minimum proportions for investments which are E/S aligned.

● ***What is the committed minimum rate to reduce the scope of the investments considered prior to the application of that investment strategy?***

This Subfund does not have a commitment to reduce the scope of investments by a minimum rate.

● ***What is the policy to assess good governance practices of the investee companies?***

The methodology to assess and ensure good governance of investment, includes the following:

- Business-conduct Exclusions: Companies found to (1) systematically violate international norms, (2) where the breaches are particularly severe, or (3) where management is not open to implementing the necessary reforms, are put on a watchlist, and may be decided to be excluded from the firm-wide investment universe. Exclusions are considered as a last resort. Instead, engaging with investee companies is supposed to have a higher impact to prevent future breaches. Companies that are able and willing to take action may be subject to a period of engagement in which Credit Suisse aims to agree on targets and timelines for improvement, together with the company.
- ESG Integration: Governance topics may furthermore be assessed by considering ESG rating and/or governance relate data points (e.g., Governance Pillar score) during the investment decision process.

**Good governance** practices include sound management structures, employee relations, remuneration of staff and tax compliance.



**Asset allocation** describes the share of investments in specific assets.

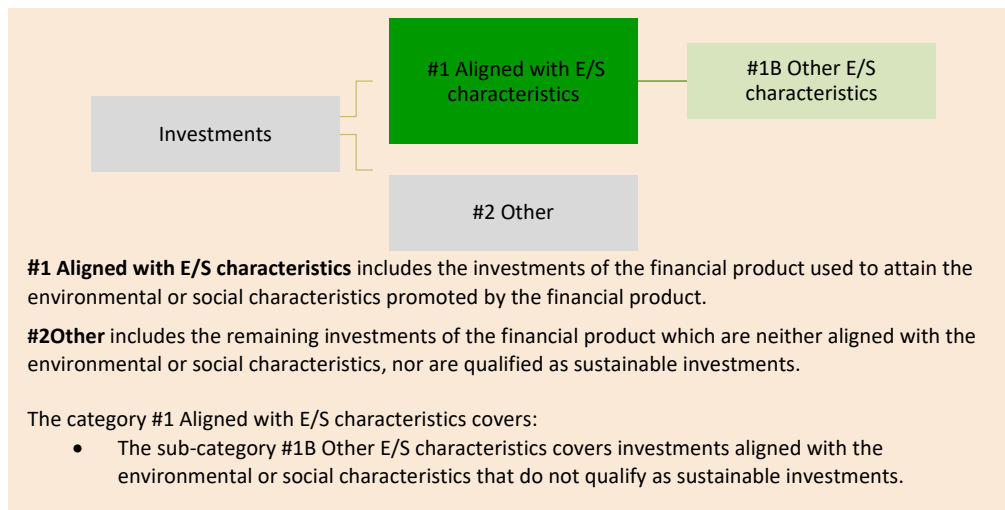
**What is the asset allocation planned for this financial product?**

The planned minimum proportion of investments used to meet the environmental or social characteristics promoted by this Subfund (category #1 above) is 70% of its total net assets.

For investment in category #1B above ESG Exclusions are applied to ensure minimum environmental or social safeguards.

Taxonomy-aligned activities are expressed as a share of:

- **turnover** reflecting the share of revenue from green activities of investee companies
- **capital expenditure** (CapEx) showing the green investments made by investee companies, e.g. for a transition to a green economy.
- **operational expenditure** (OpEx) reflecting green operational activities of investee companies.



● **How does the use of derivatives attain the environmental or social characteristics promoted by the financial product?**

Derivatives are not used to attain the environmental or social characteristics of the Subfund. However, they may be used as efficient portfolio management tools, for cash management, for hedging purposes, or as an additional source of return.

**To what minimum extent are sustainable investments with an environmental objective aligned with the EU Taxonomy?**

0%. This Subfund does not commit to make EU Taxonomy aligned investments. However, certain investments made by the Subfund may be aligned with the EU Taxonomy.

● **Does the financial product invest in fossil gas and/or nuclear energy related activities that comply with the EU Taxonomy<sup>1</sup>?**

- Yes:
- In fossil gas       In nuclear energy
- No


<sup>1</sup> Fossil gas and/or nuclear related activities will only comply with the EU Taxonomy where they contribute to limiting climate change (“climate change mitigation”) and do not significantly harm any EU Taxonomy objective – see explanatory note in the left hand margin. The full criteria for fossil gas and nuclear energy economic activities that comply with the EU Taxonomy are laid down in Commission Delegated Regulation (EU) 2022/1214.



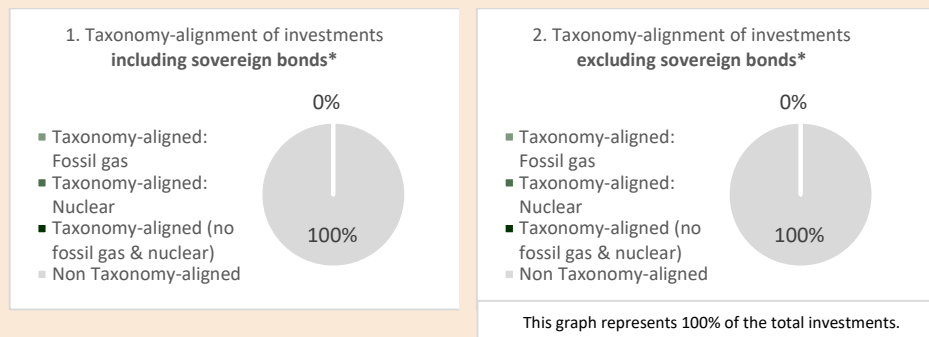
To comply with the EU Taxonomy, the criteria for **fossil gas** include limitations on emissions and switching to renewable power or low-carbon fuels by the end of 2035. For **nuclear energy**, the criteria include comprehensive safety and waste management rules.

**Enabling activities** directly enable other activities to make a substantial contribution to an environmental objective.

**Transitional activities** are activities for which low-carbon alternatives are not yet available and among others have greenhouse gas emission levels corresponding to the best performance.

 are sustainable investments with an environmental objective that **do not take into account the criteria** for environmentally sustainable economic activities under the EU Taxonomy.

**The two graphs below show in green the minimum percentage of investments that are aligned with the EU Taxonomy. As there is no appropriate methodology to determine the Taxonomy-alignment of sovereign bonds\*, the first graph shows the Taxonomy alignment in relation to all the investments of the financial product including sovereign bonds, while the second graph shows the Taxonomy alignment only in relation to the investments of the financial product other than sovereign bonds.**



\* For the purpose of these graphs, 'sovereign bonds' consist of all sovereign exposures.

 **What is the minimum share of investments in transitional and enabling activities?**

Not applicable.



**What is the minimum share of sustainable investments with an environmental objective that are not aligned with the EU Taxonomy?**

Not applicable.



**What is the minimum share of socially sustainable investments?**

Not applicable.



**What investments are included under "#2 Other", what is their purpose and are there any minimum environmental or social safeguards?**

Investments such as cash, derivatives and structured product may fall under "#2 Other" since such instruments do not contribute to the E/S characteristics of this Subfund. Such investments do not have minimum environmental or social safeguards.

Investments may furthermore fall under "#2 Other" if insufficient ESG-related information is available. This applies in particular to asset classes for which ESG Factors are insufficiently defined at present or not sufficient ESG related information is available. Where possible, minimum environmental or social safeguards apply to the underlying securities by ensuring that CSAM ESG Exclusions are adhered to.



**Is a specific index designated as a reference benchmark to determine whether this financial product is aligned with the environmental and/or social characteristics that it promotes?**

The Subfund does not use a reference benchmark for the purpose of attaining the environmental and/or social characteristics.

**Reference benchmarks** are indexes to measure whether the financial product attains the environmental or social characteristics that they promote.

- ***How is the reference benchmark continuously aligned with each of the environmental or social characteristics promoted by the financial product?***  
Not applicable.
- ***How is the alignment of the investment strategy with the methodology of the index ensured on a continuous basis?***  
Not applicable.
- ***How does the designated index differ from a relevant broad market index?***  
Not applicable.
- ***Where can the methodology used for the calculation of the designated index be found?***  
Not applicable.



### **Where can I find more product specific information online?**

**More product-specific information can be found on the website:**

More product-specific information can be found on the website: [www.credit-suisse.com/fundsearch](http://www.credit-suisse.com/fundsearch)

Additionally, more information about the CSAM Sustainable Investing Policy can be found in Chapter 4 "Investment Policy" of the Prospectus or online at: [www.credit-suisse.com/esg](http://www.credit-suisse.com/esg)

**Credit Suisse (Lux) SQ US Corporate Bond Fund**

**Template pre-contractual disclosure for the financial products referred to in Article 8, paragraphs 1, 2 and 2a, of Regulation (EU) 2019/2088 and Article 6, first paragraph, of Regulation (EU) 2020/852**

**Sustainable investment** means an investment in an economic activity that contributes to an environmental or social objective, provided that the investment does not significantly harm any environmental or social objective and that the investee companies follow good governance practices.

The **EU Taxonomy** is a classification system laid down in Regulation (EU) 2020/852, establishing a list of **environmentally sustainable economic activities**. That Regulation does not include a list of socially sustainable economic activities. Sustainable investments with an environmental objective might be aligned with the Taxonomy or not.

**Product name:** Credit Suisse (Lux) SQ US Corporate Bond Fund (the “Subfund”)  
**Legal entity identifier:** 54930002CVO1HNJBSO68

Hgy lur qp hqw d # d q g 2 r u # v r f l d g # k d u d f w h u l v w l f v #

**Does this financial product have a sustainable investment objective?**

**Yes**    **No**

|   |  |
|---|--|
| <p><input type="checkbox"/> It will make a minimum of sustainable investments with an environmental objective: ___%</p> <ul style="list-style-type: none"> <li><input type="checkbox"/> in economic activities that qualify as environmentally sustainable under the EU Taxonomy</li> <li><input type="checkbox"/> in economic activities that do not qualify as environmentally sustainable under the EU Taxonomy</li> </ul> <p><input type="checkbox"/> It will make a minimum of sustainable investments with a social objective: ___%</p> | <p><input checked="" type="checkbox"/> It promotes Environmental/Social (E/S) characteristics and while it does not have as its objective a sustainable investment, it will have a minimum proportion of 5 % of sustainable investments</p> <ul style="list-style-type: none"> <li><input type="checkbox"/> with an environmental objective in economic activities that qualify as environmentally sustainable under the EU Taxonomy</li> <li><input checked="" type="checkbox"/> with an environmental objective in economic activities that do not qualify as environmentally sustainable under the EU Taxonomy</li> <li><input checked="" type="checkbox"/> with a social objective</li> </ul> <p><input type="checkbox"/> It promotes E/S characteristics, but will not make any sustainable investments</p> |
|---|--|



**What environmental and/or social characteristics are promoted by this financial product?**

This Subfund promotes the following environmental and social characteristics

- Promotes to invest into companies that comply with international treaties on controversial weapons (Norms-based Exclusions on direct investments)
- promotes not to invest into companies that derive more than 5% of their revenue from conventional weapons and firearms, tobacco production, gambling, or adult entertainment (Value-based Exclusions on direct investments)
- promotes not to invest into companies that derive more than 20% of their revenue from tobacco distribution, conventional weapons support systems or coal (coal

**Sustainability indicators** measure how the environmental or social characteristics promoted by the financial product are attained.

mining and coal-based electricity generation) (Values-based Exclusions on direct investments)

- promotes adherence to, and conducting business activities in accordance with, international norms such as the "United Nations Global Compact Principles" (UNGC) (Business-conduct Exclusions on direct investments)
- promotes investments with positive or neutral Fixed Income ESG signal and limit exposure to investments with negative Fixed Income ESG signal
- promotes contribution to sustainable practices through the inclusion of the Subfund's investments into CSAM's centralized engagement approach, in line with CSAM's fiduciary duty (Active Ownership)

It does not use a reference benchmark for the purpose of attaining the environmental and/or social characteristics.

Please find further information on ESG Integration, ESG Exclusions and Engagement below in the question "What investment strategy does this financial product follow?" and online at [www.credit-suisse.com/esg](http://www.credit-suisse.com/esg)

● ***What sustainability indicators are used to measure the attainment of each of the environmental or social characteristics promoted by this financial product?***

The Subfund uses the following sustainability indicators:

- ESG Rating
- Environmental Pillar Score
- Social Pillar Score
- Governance Pillar Score
- ESG Controversies Flag
- Adherence to CSAM ESG Exclusions
- Proprietary Fixed Income ESG Signal

● ***What are the objectives of the sustainable investments that the financial product partially intends to make and how does the sustainable investment contribute to such objectives?***

The objectives of the SFDR Sustainable Investments are to contribute to Environmental and/or Social objectives. Sustainable revenue thresholds and climate targets are used to determine to which extent investments contribute to the environmental or social objectives targeted by the Subfund (e.g. key resource efficiency indicators on the use of energy, renewable energy, raw materials, water, and land, tackling inequality or fostering social cohesion, social integration, and labour relations) in accordance with the CS SFDR Sustainable Investment Methodology. It defines the criteria that CSAM uses to determine if an investment is a sustainable investment, considering E/S contribution, DNSH and good governance.

● ***How do the sustainable investments that the financial product partially intends to make, not cause significant harm to any environmental or social sustainable investment objective?***

CSAM considers the indicators for principal adverse impacts on sustainability factors (PAI Indicators) and further indicators from its exclusion framework to assess whether sustainable investments would cause significant harm to any environmental or social investment objective. For this purpose, CSAM has defined a set of criteria and thresholds that sustainable investments need to meet. The Investment Manager applies a monitoring tool to ensure that Sustainable Investments adhere to the "Do No Significant Harm" principle.

**Principal adverse impacts** are the most significant negative impacts of investment decisions on sustainability factors relating to environmental, social and employee matters, respect for human rights, anti-corruption and anti-bribery matters.



### How have the indicators for adverse impacts on sustainability factors been taken into account?

PAI Indicators are taken into account as part of the CS SFDR Sustainable Investment Methodology applied by CSAM to identify investments which qualify as SFDR Sustainable Investments. CSAM has defined a set of criteria and thresholds to determine if an investment passes the DNSH condition. The Investment Manager applies a monitoring tool to ensure that Sustainable Investments adhere to the DNSH condition.

### How are the sustainable investments aligned with the OECD Guidelines for Multinational Enterprises and the UN Guiding Principles on Business and Human Rights? Details:

The alignment of Sustainable investments with the 'OECD Guidelines for Multinational Enterprises' and the 'UN Guiding Principles on Business and Human Rights' is assessed through the CS business conduct framework as part of the CS ESG Exclusion framework. Companies that exhibit severe weaknesses in business conduct, particularly with regard to breaches of the 'United Nations Global Compact Principles' (UNGC) and companies placed on the watchlist, but with no immediate exclusion, are flagged to not be considered SFDR Sustainable Investments due to DNSH.

*The EU Taxonomy sets out a "do not significant harm" principle by which Taxonomy-aligned investments should not significantly harm EU Taxonomy objectives and is accompanied by specific EU criteria.*

The "do no significant harm" principle applies only to those investments underlying the financial product that take into account the EU criteria for environmentally sustainable economic activities. The investments underlying the remaining portion of this financial product do not take into account the EU criteria for environmentally sustainable economic activities.

*Any other sustainable investments must also not significantly harm any environmental or social objectives.*



### Does this financial product consider principal adverse impacts on sustainability factors?

- Yes, principal adverse impacts on sustainability factors, as defined by SFDR, are considered by this Subfund through the application of the CSAM PAI Framework.

The CSAM PAI Framework makes use of a combination of approaches to consider the PAI Indicators according to SFDR RTS Annex 1, Table 1. PAI Indicators are considered by means of pre-trade investment restrictions, post-trade activities and portfolio exposure monitoring. The applicability of these means depends on the nature of the indicator, as well as on the specific context of the investment that is causing the adverse impact. The degree and the way the PAI Indicators are considered, depend on various factors, such as on the type of investment fund or strategy, asset class, and availability of reliable data.

Information on principal adverse impacts on sustainability of this Subfund will be available in annual reports published after January 1, 2023.

No

### What investment strategy does this financial product follow?

At least two-thirds of the net assets of the Subfund shall be invested in bonds (including zero-coupon bonds, subordinated bonds, covered bonds, perpetual bonds, and securities issued on a discount basis) and other fixed-interest and floating-rate securities (including fixed rate bonds, floating rate notes) of corporate issuers which are domiciled in or carry out the bulk of their business activities in the United States of America.

To attain the environmental or social characteristics promoted by this Subfund, this Subfund applies CSAM Sustainable Investing Policy (ESG Exclusions, ESG Integration and Engagement).

The ESG Integration process for this Subfund follows the following steps:

- Identification of material ESG Factors

The Investment Manager uses materiality frameworks to identify those ESG Factors that are relevant to the given fixed income investment strategy. Materiality frameworks are concepts that help to identify sustainability-related issues and opportunities that are likely to affect the financial condition or operating performance of potential investee companies within an industry.

Materiality of ESG Factors and ESG Factors included in the investment process may change over time.

- ESG security analysis

Based on the identified material ESG Factors, the Investment Manager performs security research on ESG Factors across the Subfund's investment universe. The Investment Manager makes use of ESG ratings from third-party service providers and may combine them with CSAM's proprietary analyses and information. These may include ESG-related news, ESG ratings and scores, ESG-related controversies, and ESG trends.

To integrate ESG Factors into the security analysis, the Investment Manager calculates an ESG-adjusted credit view for the issuers in the fixed income Subfund's universe. The ESG-adjusted credit view is based on the traditional credit rating of an issuer combined with this issuer's ESG rating. The Investment Manager applies a proprietary methodology to systematically combine the issuer's traditional credit rating with its ESG rating in order to derive an ESG-adjusted credit rating. The ESG-adjusted credit rating results in a fundamental view on each issuer and enables the Investment Manager to compare securities on an ESG-adjusted basis and to evaluate whether to keep certain securities in the portfolio or to sell them during the security selection and portfolio implementation stage. ESG-adjusted credit ratings are updated as soon as an update of the underlying traditional credit rating or ESG rating becomes available.

- Security selection and portfolio implementation

The ESG-adjusted credit ratings are used by the Investment Manager in the bottom-up security selection process. Securities whose financial return compensates for the inherent financial and sustainability-related risks may remain eligible for investing. The position weights are derived from over- or underweighting as well as excluding securities based on the ESG-adjusted credit ratings. In this step, the Investment Manager combines ESG-adjusted credit ratings with established tools of traditional investing strategies to make better informed investment decisions.

- Portfolio monitoring

The Investment Manager monitors the ESG Factors daily to detect significant changes in the ESG Factors of underlying securities and regularly reassess the portfolio in order to decide whether to increase or decrease positions in the portfolio.

**The investment strategy** guides investment decisions based on factors such as investment objectives and risk tolerance.

● **What are the binding elements of the investment strategy used to select the investments to attain each of the environmental or social characteristics promoted by this financial product?**

The binding elements are:

- Application of Norms-, Values- and Business Conduct Exclusions
  - Exclusion of companies that are in breach of international treaties on controversial weapons (Norms-based Exclusions on direct investments)
  - Exclusion of companies that derive more than 5% of their revenue from conventional weapons and firearms, tobacco production, gambling, or adult entertainment (Value-based Exclusions on direct investments)
  - Exclusion of companies that derive more than 20% of their revenue from tobacco distribution, conventional weapons support systems and services or coal (coal mining and coal-based electricity generation) and no investment into companies that derive more than 5% of their revenues from arctic oil and gas production as well as companies that derive more than 10% of their revenues from oil sands extraction (Values-based Exclusions on direct investments)
  - Exclusion of companies that conduct business activities in breach of, international norms such as the "United Nations Global Compact Principles" (UNGC) (Business-conduct Exclusions on direct investments)
- Integrate ESG Factors into the investment decision process without compromising diversification and risk management. This includes:
  - For direct fixed income investments to seek to invest preferably in investments with positive or neutral Fixed Income ESG signal and limit exposure to investments with negative Fixed Income ESG signal. More information on the ESG Factors are available online at [www.credit-suisse.com/esg](http://www.credit-suisse.com/esg) (section "Sustainability Indicators").
- Meeting the minimum proportions for investments which are E/S aligned and SFDR Sustainable Investments.

● **What is the committed minimum rate to reduce the scope of the investments considered prior to the application of that investment strategy?**

This Subfund does not have a commitment to reduce the scope of investments by a minimum rate.

● **What is the policy to assess good governance practices of the investee companies?**

The methodology to assess and ensure good governance of investments, includes the following:

- Business-conduct Exclusions: Companies found to (1) systematically violate international norms, (2) where the breaches are particularly severe, or (3) where management is not open to implementing the necessary reforms, are put on a watchlist, and may be decided to be excluded from the firm-wide investment universe. Exclusions are considered as a last resort. Instead, engaging with investee companies is supposed to have a higher impact to prevent future breaches. Companies that are able and willing to take action may be subject to a period of engagement in which Credit Suisse aims to agree on targets and timelines for improvement, together with the company.
- ESG Integration: Governance topics may furthermore be assessed by considering ESG rating and/or governance relate data points (e.g., Governance Pillar score) during the investment decision process.

**Good governance** practices include sound management structures, employee relations, remuneration of staff and tax compliance.

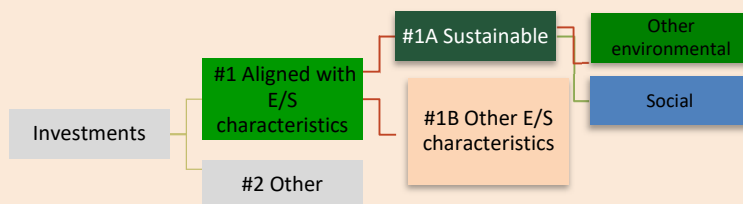


## What is the asset allocation planned for this financial product?

**Asset allocation** describes the share of investments in specific assets.

Taxonomy-aligned activities are expressed as a share of:

- **turnover** reflecting the share of revenue from green activities of investee companies
- **capital expenditure** (CapEx) showing the green investments made by investee companies, e.g. for a transition to a green economy.
- **operational expenditure** (OpEx) reflecting green operational activities of investee companies.



**#1 Aligned with E/S characteristics** includes the investments of the financial product used to attain the environmental or social characteristics promoted by the financial product.

**#2 Other** includes the remaining investments of the financial product which are neither aligned with the environmental or social characteristics, nor are qualified as sustainable investments.

The category **#1 Aligned with E/S characteristics** covers:

- The sub-category **#1A Sustainable** covers sustainable investments with environmental or social objectives.
- The sub-category **#1B Other E/S characteristics** covers investments aligned with the environmental or social characteristics that do not qualify as sustainable investments.

The planned minimum proportion of investments used to meet the environmental or social characteristics promoted by this Subfund (category #1 above) is 70% of its total net assets.

Within this category the Subfund aims to hold a minimum proportion of 5% of its total net assets in sustainable investments (category #1A above). Within that category, the Subfund aims to hold a minimum portion of 1% of its total net assets in sustainable investments with an environmental objective in economic activities that do not qualify as environmental sustainable under the EU Taxonomy. Although the Subfund commit to have a minimum proportion of its total net assets in sustainable investments with a social objective, the exact minimum portion of sustainable investments with a social objective cannot be measured to the time being.

For investment in category #1B above ESG Exclusions are applied to ensure environmental or social safeguards.

### ● **How does the use of derivatives attain the environmental or social characteristics promoted by the financial product?**

Derivatives are not used to attain the environmental or social characteristics of the Subfund. However, they may be used as efficient portfolio management tools, for cash management, for hedging purposes, or as an additional source of return.



### **To what minimum extent are sustainable investments with an environmental objective aligned with the EU Taxonomy?**

0%. This Subfund does not commit to make EU Taxonomy aligned investments. However, certain investments made by the Subfund may be aligned with the EU Taxonomy.

### ● **Does the financial product invest in fossil gas and/or nuclear energy related activities that comply with the EU Taxonomy<sup>1</sup>?**

<sup>1</sup> Fossil gas and/or nuclear related activities will only comply with the EU Taxonomy where they contribute to limiting climate change ("climate change mitigation") and do not significantly harm any EU Taxonomy objective – see explanatory note in the left hand margin. The full criteria for fossil gas and nuclear energy economic activities that comply with the EU Taxonomy are laid down in Commission Delegated Regulation (EU) 2022/1214.



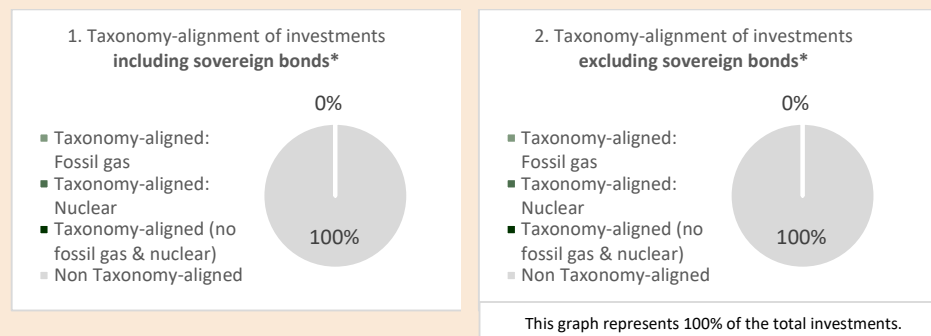
To comply with the EU Taxonomy, the criteria for **fossil gas** include limitations on emissions and switching to renewable power or low-carbon fuels by the end of 2035. For **nuclear energy**, the criteria include comprehensive safety and waste management rules.

**Enabling activities** directly enable other activities to make a substantial contribution to an environmental objective.

**Transitional activities** are activities for which low-carbon alternatives are not yet available and among others have greenhouse gas emission levels corresponding to the best performance.

- Yes:
- In fossil gas     In nuclear energy
- No

*The two graphs below show in green the minimum percentage of investments that are aligned with the EU Taxonomy. As there is no appropriate methodology to determine the Taxonomy-alignment of sovereign bonds\*, the first graph shows the Taxonomy alignment in relation to all the investments of the financial product including sovereign bonds, while the second graph shows the Taxonomy alignment only in relation to the investments of the financial product other than sovereign bonds.*



\* For the purpose of these graphs, 'sovereign bonds' consist of all sovereign exposures.

#### ● **What is the minimum share of investments in transitional and enabling activities?**

The minimum share of investments in transitional and enabling activities is 0% considering the subfund does not make sustainable investments with an environmental objective in economic activities that qualify as environmentally sustainable under the EU Taxonomy.

#### **What is the minimum share of sustainable investments with an environmental objective that are not aligned with the EU Taxonomy?**

The minimum share of sustainable investments with an environmental objective that are not aligned with the EU Taxonomy is 1%.

#### **What is the minimum share of socially sustainable investments?**

Although the Subfund commit to have a minimum proportion of its total net assets in sustainable investments with a social objective, the exact minimum portion of sustainable investments with a social objective cannot be measured to the time being.

#### **What investments are included under "#2 Other", what is their purpose and are there any minimum environmental or social safeguards?**

Investments such as cash, derivatives and structured product may fall under "#2 Other" since such instruments do not contribute to the E/S characteristics of this Subfund. Such investments do not have minimum environmental or social safeguards.

Investments may furthermore fall under "#2 Other" if insufficient ESG-related information is available. This applies in particular to asset classes for which ESG Factors are insufficiently defined at present or not sufficient ESG related information is available. Where possible,



are sustainable investments with an environmental objective that **do not take into account the criteria** for environmentally sustainable economic activities under the EU Taxonomy.



minimum environmental or social safeguards apply to the underlying securities by ensuring that CSAM ESG Exclusions are adhered to.



### Is a specific index designated as a reference benchmark to determine whether this financial product is aligned with the environmental and/or social characteristics that it promotes?

**Reference benchmarks** are indexes to measure whether the financial product attains the environmental or social characteristics that they promote.

The Subfund does not use a reference benchmark for the purpose of attaining the environmental and/or social characteristics.

- ***How is the reference benchmark continuously aligned with each of the environmental or social characteristics promoted by the financial product?***

Not applicable

- ***How is the alignment of the investment strategy with the methodology of the index ensured on a continuous basis?***

Not applicable

- ***How does the designated index differ from a relevant broad market index?***

Not applicable

- ***Where can the methodology used for the calculation of the designated index be found?***

Not applicable



### Where can I find more product specific information online?

**More product-specific information can be found on the website:**

More product-specific information can be found on the website: [www.credit-suisse.com/fundsearch](http://www.credit-suisse.com/fundsearch)

Additionally, more information about the CSAM Sustainable Investing Policy can be found in Chapter 4 "Investment Policy" of the Prospectus or online at: [www.credit-suisse.com/esg](http://www.credit-suisse.com/esg)

More information about the CS SFDR Sustainable Investment Methodology can be found in Chapter 4 "Investment Policy" of the Prospectus.

**UBS (Lux) Latin America Corporate Bond Fund**

**Template pre-contractual disclosure for the financial products referred to in Article 8, paragraphs 1, 2 and 2a, of Regulation (EU) 2019/2088 and Article 6, first paragraph, of Regulation (EU) 2020/852**

**Sustainable investment** means an investment in an economic activity that contributes to an environmental or social objective, provided that the investment does not significantly harm any environmental or social objective and that the investee companies follow good governance practices.

The **EU Taxonomy** is a classification system laid down in Regulation (EU) 2020/852, establishing a list of **environmentally sustainable economic activities**. That Regulation does not include a list of socially sustainable economic activities. Sustainable investments with an environmental objective might be aligned with the Taxonomy or not.



**Product name:** UBS (Lux) Latin America Corporate Bond Fund (the “Subfund”)  
**Legal entity identifier:** 549300RFIZDOZW01UJ83

Hgy lur qp hqw d d dg 2 ru # vr fldo # k dud fwh ulv w lfv #

**Does this financial product have a sustainable investment objective?**

**Yes**    **No**

|   |  |
|---|--|
| <p><input type="checkbox"/> It will make a minimum of sustainable investments with an environmental objective: ___%</p> <ul style="list-style-type: none"> <li><input type="checkbox"/> in economic activities that qualify as environmentally sustainable under the EU Taxonomy</li> <li><input type="checkbox"/> in economic activities that do not qualify as environmentally sustainable under the EU Taxonomy</li> </ul> <p><input type="checkbox"/> It will make a minimum of sustainable investments with a social objective: ___%</p> | <p><input type="checkbox"/> It promotes Environmental/Social (E/S) characteristics and while it does not have as its objective a sustainable investment, it will have a minimum proportion of ___% Of sustainable investments</p> <ul style="list-style-type: none"> <li><input type="checkbox"/> with an environmental objective in economic activities that qualify as environmentally sustainable under the EU Taxonomy</li> <li><input type="checkbox"/> with an environmental objective in economic activities that do not qualify as environmentally sustainable under the EU Taxonomy</li> <li><input type="checkbox"/> with a social objective</li> </ul> <p><input checked="" type="checkbox"/> It promotes E/S characteristics, but <b>will not make any sustainable investments</b></p> |
|---|--|

**What environmental and/or social characteristics are promoted by this financial product?**

This Subfund promotes the following environmental and social characteristics:

- Promotes to invest into companies that comply with international treaties on controversial weapons (Norms-based Exclusions on direct investments)
- promotes not to invest into companies that derive more than 5% of their revenue from conventional weapons and firearms, tobacco production, gambling, or adult entertainment (Value-based Exclusions on direct investments)

- promotes not to invest into companies that derive more than 20% of their revenue from tobacco distribution, conventional weapons support systems or coal (coal mining and coal-based electricity generation) (Values-based Exclusions on direct investments)
- promotes adherence to, and conducting business activities in accordance with, international norms such as the "United Nations Global Compact Principles" (UNGC) (Business-conduct Exclusions on direct investments)
- promotes investments with positive or neutral Fixed Income ESG signal and limit exposure to investments with negative Fixed Income ESG signal
- promotes contribution to sustainable practices through the inclusion of the Subfund's investments into CSAM's centralized engagement approach, in line with CSAM's fiduciary duty (Active Ownership)

It does not use a reference benchmark for the purpose of attaining the environmental and/or social characteristics.

Please find further information on ESG Integration, ESG Exclusions and Engagement below in the question "What investment strategy does this financial product follow?" and online at [www.credit-suisse.com/esg](http://www.credit-suisse.com/esg)

- ***What sustainability indicators are used to measure the attainment of each of the environmental or social characteristics promoted by this financial product?***

The Subfund uses the following sustainability indicators:

- ESG Rating
- Environmental Pillar Score
- Social Pillar Score
- Governance Pillar Score
- ESG Controversies Flag
- Adherence to CSAM ESG Exclusions
- Proprietary Fixed Income ESG Signal

#### Sustainability indicators

measure how the environmental or social characteristics promoted by the financial product are attained.

- ***What are the objectives of the sustainable investments that the financial product partially intends to make and how does the sustainable investment contribute to such objectives?***

Not applicable.

- ***How do the sustainable investments that the financial product partially intends to make, not cause significant harm to any environmental or social sustainable investment objective?***

Not applicable.

How have the indicators for adverse impacts on sustainability factors been taken into account?

Not applicable.

How are the sustainable investments aligned with the OECD Guidelines for Multinational Enterprises and the UN Guiding Principles on Business and Human Rights? Details:

#### Principal adverse impacts

are the most significant negative impacts of investment decisions on sustainability factors relating to environmental, social and employee matters, respect for human rights, anti-corruption and anti-bribery matters.

Not applicable.

*The EU Taxonomy sets out a “do not significant harm” principle by which Taxonomy-aligned investments should not significantly harm EU Taxonomy objectives and is accompanied by specific EU criteria.*

The “do no significant harm” principle applies only to those investments underlying the financial product that take into account the EU criteria for environmentally sustainable economic activities. The investments underlying the remaining portion of this financial product do not take into account the EU criteria for environmentally sustainable economic activities.

*Any other sustainable investments must also not significantly harm any environmental or*



### Does this financial product consider principal adverse impacts on sustainability factors?



Yes, principal adverse impacts on sustainability factors, as defined by SFDR, are considered by this Subfund through the application of the CSAM PAI Framework.

The CSAM PAI Framework makes use of a combination of approaches to consider the PAI Indicators according to SFDR RTS Annex 1, Table 1. PAI Indicators are considered by means of pre-trade investment restrictions, post-trade activities and portfolio exposure monitoring. The applicability of these means depends on the nature of the indicator, as well as on the specific context of the investment that is causing the adverse impact. The degree and the way the PAI Indicators are considered, depend on various factors, such as on the type of investment fund or strategy, asset class, and availability of reliable data.

Information on principal adverse impacts on sustainability of this Subfund will be available in annual reports published after January 1, 2023.

No



### What investment strategy does this financial product follow?

At least two-thirds of the net assets of the Subfund shall be invested in US dollar denominated bonds (including zero-coupon bonds, subordinated bonds, covered bonds, perpetual bonds, and securities issued on a discount basis) and other fixed-interest and floating-rate securities (including fixed rate bonds, floating rate notes) of corporate, quasi-sovereign and semi-government issuers which are domiciled in or carry out the bulk of their business activities in the Latin American region .

To attain the environmental or social characteristics promoted by this Subfund, this Subfund applies CSAM Sustainable Investing Policy (ESG Exclusions, ESG Integration and Engagement).

The ESG Integration process for this Subfund follows the following steps:

- Identification of material ESG Factors

The Investment Manager uses materiality frameworks to identify those ESG Factors that are relevant to the given fixed income investment strategy. Materiality frameworks are concepts that help to identify sustainability-related issues and opportunities that are likely to affect the financial condition or operating performance of potential investee companies within an industry.

**The investment strategy** guides investment decisions based on factors such as investment objectives and risk tolerance.

Materiality of ESG Factors and ESG Factors included in the investment process may change over time.

- ESG security analysis

Based on the identified material ESG Factors, the Investment Manager performs security research on ESG Factors across the Subfund's investment universe. The Investment Manager makes use of ESG ratings from third-party service providers and may combine them with CSAM's proprietary analyses and information. These may include ESG-related news, ESG ratings and scores, ESG-related controversies, and ESG trends.

To integrate ESG Factors into the security analysis, the Investment Manager calculates an ESG-adjusted credit view for the issuers in the fixed income Subfund's universe. The ESG-adjusted credit view is based on the traditional credit rating of an issuer combined with this issuer's ESG rating. The Investment Manager applies a proprietary methodology to systematically combine the issuer's traditional credit rating with its ESG rating in order to derive an ESG-adjusted credit rating. The ESG-adjusted credit rating results in a fundamental view on each issuer and enables the Investment Manager to compare securities on an ESG-adjusted basis and to evaluate whether to keep certain securities in the portfolio or to sell them during the security selection and portfolio implementation stage. ESG-adjusted credit ratings are updated as soon as an update of the underlying traditional credit rating or ESG rating becomes available.

- Security selection and portfolio implementation

The ESG-adjusted credit ratings are used by the Investment Manager in the bottom-up security selection process. Securities whose financial return compensates for the inherent financial and sustainability-related risks may remain eligible for investing. The position weights are derived from over- or underweighting as well as excluding securities based on the ESG-adjusted credit ratings. In this step, the Investment Manager combines ESG-adjusted credit ratings with established tools of traditional investing strategies to make better informed investment decisions.

- Portfolio monitoring

The Investment Manager monitors the ESG Factors daily to detect significant changes in the ESG Factors of underlying securities and regularly reassess the portfolio in order to decide whether to increase or decrease positions in the portfolio.

● ***What are the binding elements of the investment strategy used to select the investments to attain each of the environmental or social characteristics promoted by this financial product?***

The binding elements are:

- Application of Norms-, Values- and Business Conduct Exclusions
  - Exclusion of companies that are in breach of international treaties on controversial weapons (Norms-based Exclusions on direct investments)
  - Exclusion of companies that derive more than 5% of their revenue from conventional weapons and firearms, tobacco production, gambling, or adult entertainment (Value-based Exclusions on direct investments)
  - Exclusion of companies that derive more than 20% of their revenue from tobacco distribution, conventional weapons support systems and services or coal (coal mining and coal-based electricity generation) and no investment into companies that derive more than 5% of their revenues from arctic oil and gas production as

**Good governance** practices include sound management structures, employee relations, remuneration of staff and tax compliance.

well as companies that derive more than 10% of their revenues from oil sands extraction (Values-based Exclusions on direct investments)

- Exclusion of companies that conduct business activities in breach of, international norms such as the "United Nations Global Compact Principles" (UNGC) (Business-conduct Exclusions on direct investments)
- Integrate ESG Factors into the investment decision process without compromising diversification and risk management. This includes:
  - For direct fixed income investments to seek to invest preferably in investments with positive or neutral Fixed Income ESG signal and limit exposure to investments with negative Fixed Income ESG signal. More information on the ESG Factors are available online at [www.credit-suisse.com/esg](http://www.credit-suisse.com/esg) (section "Sustainability Indicators").

Meeting the minimum proportions for investments which are E/S aligned

● **What is the committed minimum rate to reduce the scope of the investments considered prior to the application of that investment strategy?**

This Subfund does not have a commitment to reduce the scope of investments by a minimum rate.

● **What is the policy to assess good governance practices of the investee companies?**

The methodology to assess and ensure good governance of investments, includes the following:

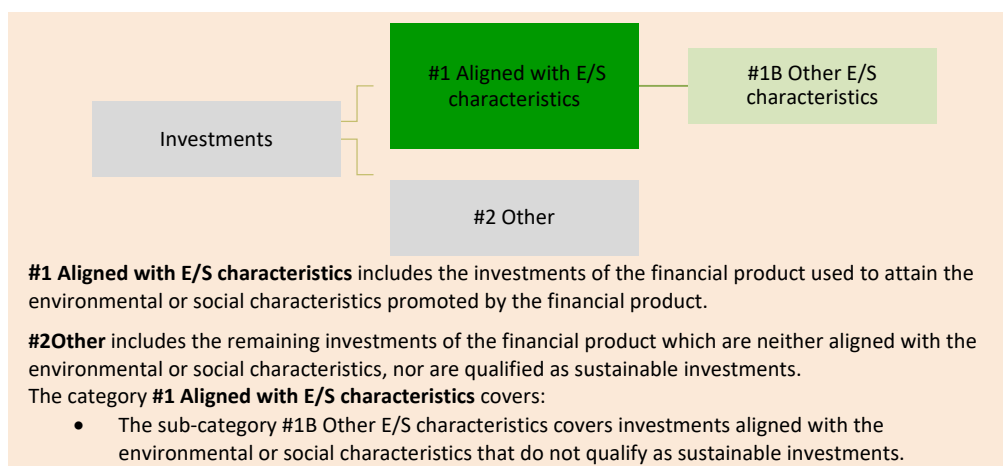
- Business-conduct Exclusions: Companies found to (1) systematically violate international norms, (2) where the breaches are particularly severe, or (3) where management is not open to implementing the necessary reforms, are put on a watchlist, and may be decided to be excluded from the firm-wide investment universe. Exclusions are considered as a last resort. Instead, engaging with investee companies is supposed to have a higher impact to prevent future breaches. Companies that are able and willing to take action may be subject to a period of engagement in which Credit Suisse aims to agree on targets and timelines for improvement, together with the company.

ESG Integration: Governance topics may furthermore be assessed by considering ESG rating and/or governance relate data points (e.g., Governance Pillar score) during the investment decision process.



## What is the asset allocation planned for this financial product?

**Asset allocation** describes the share of investments in specific assets.



Taxonomy-aligned activities are expressed as a share of:

- **turnover** reflecting the share of revenue from green activities of investee companies
- **capital expenditure** (CapEx) showing the green investments made by investee companies, e.g. for a transition to a green economy.
- **operational expenditure** (OpEx) reflecting green operational activities of investee companies.

The planned minimum proportion of investments used to meet the environmental or social characteristics promoted by this Subfund (category #1 above) is 70% of its total net assets.

For investment in category #1B above ESG Exclusions are applied to ensure minimum environmental or social safeguards.

● **How does the use of derivatives attain the environmental or social characteristics promoted by the financial product?**

Derivatives are not used to attain the environmental or social characteristics of the Subfund. However, they may be used as efficient portfolio management tools, for cash management, for hedging purposes, or as an additional source of return.



**To what minimum extent are sustainable investments with an environmental objective aligned with the EU Taxonomy?**

0%. This Subfund does not commit to make EU Taxonomy aligned investments. However, certain investments made by the Subfund may be aligned with the EU Taxonomy.

● **Does the financial product invest in fossil gas and/or nuclear energy related activities that comply with the EU Taxonomy<sup>1</sup>?**

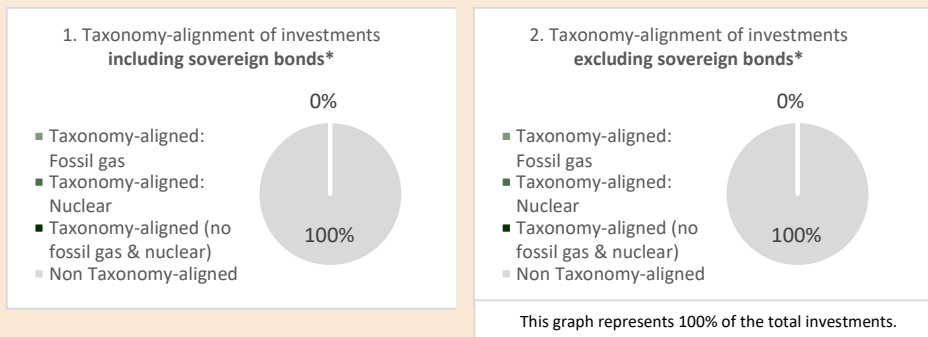
- Yes:
  - In fossil gas
  - In nuclear energy
- No

To comply with the EU Taxonomy, the criteria for **fossil gas** include limitations on emissions and switching to renewable power or low-carbon fuels by the end of 2035. For **nuclear energy**, the criteria include comprehensive safety and waste management rules.

**Enabling activities** directly enable other activities to make a substantial contribution to an environmental objective.

**Transitional activities** are activities for which low-carbon alternatives are not yet available and among others have greenhouse gas emission levels corresponding to the best performance.


*The two graphs below show in green the minimum percentage of investments that are aligned with the EU Taxonomy. As there is no appropriate methodology to determine the Taxonomy-alignment of sovereign bonds\*, the first graph shows the Taxonomy alignment in relation to all the investments of the financial product including sovereign bonds, while the second graph shows the Taxonomy alignment only in relation to the investments of the financial product other than sovereign bonds.*



\* For the purpose of these graphs, 'sovereign bonds' consist of all sovereign exposures.

<sup>1</sup> Fossil gas and/or nuclear related activities will only comply with the EU Taxonomy where they contribute to limiting climate change ("climate change mitigation") and do not significantly harm any EU Taxonomy objective – see explanatory note in the left hand margin. The full criteria for fossil gas and nuclear energy economic activities that comply with the EU Taxonomy are laid down in Commission Delegated Regulation (EU) 2022/1214.



 are sustainable investments with an environmental objective that **do not take into account the criteria** for environmentally sustainable economic activities under the EU Taxonomy.

- **What is the minimum share of investments in transitional and enabling activities?**

Not applicable.



- **What is the minimum share of sustainable investments with an environmental objective that are not aligned with the EU Taxonomy?**

Not applicable.



- **What is the minimum share of socially sustainable investments?**

Not applicable.



- **What investments are included under “#2 Other”, what is their purpose and are there any minimum environmental or social safeguards?**

Investments such as cash, derivatives and structured product may fall under “#2 Other” since such instruments do not contribute to the E/S characteristics of this Subfund. Such investments do not have minimum environmental or social safeguards.

Investments may furthermore fall under “#2 Other” if insufficient ESG-related information is available. This applies in particular to asset classes for which ESG Factors are insufficiently defined at present or not sufficient ESG related information is available. Where possible, minimum environmental or social safeguards apply to the underlying securities by ensuring that CSAM ESG Exclusions are adhered to.



- **Is a specific index designated as a reference benchmark to determine whether this financial product is aligned with the environmental and/or social characteristics that it promotes?**

The Subfund does not use a reference benchmark for the purpose of attaining the environmental and/or social characteristics.

- **How is the reference benchmark continuously aligned with each of the environmental or social characteristics promoted by the financial product?**

Not applicable.

- **How is the alignment of the investment strategy with the methodology of the index ensured on a continuous basis?**

Not applicable.

- **How does the designated index differ from a relevant broad market index?**

Not applicable.

- **Where can the methodology used for the calculation of the designated index be found?**

Not applicable.

**Reference benchmarks** are indexes to measure whether the financial product attains the environmental or social characteristics that they promote.



### **Where can I find more product specific information online?**

#### **More product-specific information can be found on the website:**

More product-specific information can be found on the website: [www.credit-suisse.com/fundsearch](http://www.credit-suisse.com/fundsearch)

Additionally, more information about the CSAM Sustainable Investing Policy can be found in Chapter 4 “Investment Policy” of the Prospectus or online at: [www.credit-suisse.com/esg](http://www.credit-suisse.com/esg)

**Credit Suisse Investment Partners (Lux) Convert International Bond Fund**

**Template pre-contractual disclosure for the financial products referred to in Article 8, paragraphs 1, 2 and 2a, of Regulation (EU) 2019/2088 and Article 6, first paragraph, of Regulation (EU) 2020/852**

**Sustainable investment** means an investment in an economic activity that contributes to an environmental or social objective, provided that the investment does not significantly harm any environmental or social objective and that the investee companies follow good governance practices.

The **EU Taxonomy** is a classification system laid down in Regulation (EU) 2020/852, establishing a list of **environmentally sustainable economic activities**. That Regulation does not include a list of socially sustainable economic activities. Sustainable investments with an environmental objective might be aligned with the Taxonomy or not.

**Product name:** Credit Suisse Investment Partners (Lux) Convert International Bond Fund (the “Subfund”)  
**Legal entity identifier:** 549300754VPD48PE9C37

Hqylurqp hqwda#dgg2ru#vr fldc#fk dudfwhulvwlfv#

**Does this financial product have a sustainable investment objective?**

**Yes**    **No**

|  |   |
|--|---|
| <p><input type="checkbox"/> It will make a minimum of sustainable investments with an environmental objective: ___%</p> <p><input type="checkbox"/> in economic activities that qualify as environmentally sustainable under the EU Taxonomy</p> <p><input type="checkbox"/> in economic activities that do not qualify as environmentally sustainable under the EU Taxonomy</p> <p><input type="checkbox"/> It will make a minimum of sustainable investments with a social objective: ___%</p> | <p><input checked="" type="checkbox"/> It promotes Environmental/Social (E/S) characteristics and while it does not have as its objective a sustainable investment, it will have a minimum proportion of 5 % of sustainable investments</p> <p><input type="checkbox"/> with an environmental objective in economic activities that qualify as environmentally sustainable under the EU Taxonomy</p> <p><input checked="" type="checkbox"/> with an environmental objective in economic activities that do not qualify as environmentally sustainable under the EU Taxonomy</p> <p><input checked="" type="checkbox"/> with a social objective</p> <p><input type="checkbox"/> It promotes E/S characteristics, but will not make any sustainable investments</p> |
|--|---|



**What environmental and/or social characteristics are promoted by this financial product?**

This Subfund promotes the following environmental and social characteristics:

- Promotes to invest into companies that comply with international treaties on controversial weapons (Norms-based Exclusions on direct investments)
  - promotes not to invest into companies that derive more than 5% of their revenue from conventional weapons and firearms, tobacco production, gambling, or adult entertainment (Value-based Exclusions on direct investments)
  - promotes not to invest into companies that derive more than 20% of their revenue from tobacco distribution, conventional weapons support systems or coal (coal

mining and coal-based electricity generation) (Values-based Exclusions on direct investments)

- promotes adherence to, and conducting business activities in accordance with, international norms such as the "United Nations Global Compact Principles" (UNGC) (Business-conduct Exclusions on direct investments)
- promotes investments with positive or neutral Fixed Income ESG signal and limit exposure to investments with negative Fixed Income ESG signal
- promotes contribution to sustainable practices through the inclusion of the Subfund's investments into CSAM's centralized engagement approach, in line with CSAM's fiduciary duty (Active Ownership)

It does not use a reference benchmark for the purpose of attaining the environmental and/or social characteristics.

Please find further information on ESG Integration, ESG Exclusions and Engagement below in the question "What investment strategy does this financial product follow?" and online at [www.credit-suisse.com/esg](http://www.credit-suisse.com/esg)

● ***What sustainability indicators are used to measure the attainment of each of the environmental or social characteristics promoted by this financial product?***

The Subfund uses the following sustainability indicators:

- ESG Rating
- Environmental Pillar Score
- Social Pillar Score
- Governance Pillar Score
- ESG Controversies Flag
- Adherence to CSAM ESG Exclusions
- Proprietary Fixed Income ESG Signal

**Sustainability**

**indicators** measure how the environmental or social characteristics promoted by the financial product are attained.

● ***What are the objectives of the sustainable investments that the financial product partially intends to make and how does the sustainable investment contribute to such objectives?***

The objectives of the SFDR Sustainable Investments are to contribute to Environmental and/or Social objectives. Sustainable revenue thresholds and climate targets are used to determine to which extent investments contribute to the environmental or social objectives targeted by the Subfund (e.g. key resource efficiency indicators on the use of energy, renewable energy, raw materials, water, and land, tackling inequality or fostering social cohesion, social integration, and labour relations) in accordance with the CS SFDR Sustainable Investment Methodology. It defines the criteria that CSAM uses to determine if an investment is a sustainable investment, considering E/S contribution, DNSH and good governance.

**How do the sustainable investments that the financial product partially intends to make, not cause significant harm to any environmental or social sustainable investment objective?**

CSAM considers the indicators for principal adverse impacts on sustainability factors (PAI Indicators) and further indicators from its exclusion framework to assess whether sustainable investments would cause significant harm to any environmental or social investment objective. For this purpose, CSAM has defined a set of criteria and thresholds that sustainable investments need to meet. The Investment Manager applies a monitoring tool to ensure that Sustainable Investments adhere to the "Do No Significant Harm" principle.

**Principal adverse impacts** are the most significant negative impacts of investment decisions on sustainability factors relating to environmental, social and employee matters, respect for human rights, anti-corruption and anti-bribery matters.

*How have the indicators for adverse impacts on sustainability factors been taken into account?*

PAI Indicators are taken into account as part of the CS SFDR Sustainable Investment Methodology applied by CSAM to identify investments which qualify as SFDR Sustainable Investments. CSAM has defined a set of criteria and thresholds to determine if an investment passes the DNSH condition. The Investment Manager applies a monitoring tool to ensure that Sustainable Investments adhere to the DNSH condition.

*How are the sustainable investments aligned with the OECD Guidelines for Multinational Enterprises and the UN Guiding Principles on Business and Human Rights? Details:*

The alignment of Sustainable investments with the 'OECD Guidelines for Multinational Enterprises' and the 'UN Guiding Principles on Business and Human Rights' is assessed through the CS business conduct framework as part of the CS ESG Exclusion framework. Companies that exhibit severe weaknesses in business conduct, particularly with regard to breaches of the 'United Nations Global Compact Principles' (UNGCP) and companies placed on the watchlist, but with no immediate exclusion, are flagged to not be considered SFDR Sustainable Investments due to DNSH.

*The EU Taxonomy sets out a "do not significant harm" principle by which Taxonomy-aligned investments should not significantly harm EU Taxonomy objectives and is accompanied by specific EU criteria.*

The "do not significant harm" principle applies only to those investments underlying the financial product that take into account the EU criteria for environmentally sustainable economic activities. The investments underlying the remaining portion of this financial product do not take into account the EU criteria for environmentally sustainable economic activities.

*Any other sustainable investments must also not significantly harm any environmental or social objectives.*



**Does this financial product consider principal adverse impacts on sustainability factors?**

**x** Yes, principal adverse impacts on sustainability factors, as defined by SFDR, are considered by this Subfund through the application of the CSAM PAI Framework.

The CSAM PAI Framework makes use of a combination of approaches to consider the PAI Indicators according to SFDR RTS Annex 1, Table 1. PAI Indicators are considered by means of pre-trade investment restrictions, post-trade activities and portfolio exposure monitoring. The applicability of these means depends on the nature of the indicator, as well as on the specific context of the investment that is causing the adverse impact. The

degree and the way the PAI Indicators are considered, depend on various factors, such as on the type of investment fund or strategy, asset class, and availability of reliable data.

Information on principal adverse impacts on sustainability of this Subfund will be available in annual reports published after January 1, 2023.

No



### What investment strategy does this financial product follow?

The investment objective of the Subfund is primarily to invest in convertible bonds, convertible notes, warrant bonds and similar securities and instruments with warrants and conversion rights issued by public, private and semi-private issuers domiciled anywhere in the world and denominated in any convertible currency. The Subfund may supplement these with traditional bonds and with equities and structured products.

To attain the environmental or social characteristics promoted by this Subfund, this Subfund applies CSAM Sustainable Investing Policy (ESG Exclusions, ESG Integration and Engagement).

The ESG Integration process for this Subfund follows the following steps:

- Identification of material ESG Factors

The Investment Manager uses materiality frameworks to identify those ESG Factors that are relevant to the given fixed income investment strategy. Materiality frameworks are concepts that help to identify sustainability-related issues and opportunities that are likely to affect the financial condition or operating performance of potential investee companies within an industry.

Materiality of ESG Factors and ESG Factors included in the investment process may change over time.

- ESG security analysis

Based on the identified material ESG Factors, the Investment Manager performs security research on ESG Factors across the Subfund's investment universe. The Investment Manager makes use of ESG ratings from third-party service providers and may combine them with CSAM's proprietary analyses and information. These may include ESG-related news, ESG ratings and scores, ESG-related controversies, and ESG trends.

To integrate ESG Factors into the security analysis, the Investment Manager calculates an ESG-adjusted credit view for the issuers in the fixed income Subfund's universe. The ESG-adjusted credit view is based on the traditional credit rating of an issuer combined with this issuer's ESG rating. The Investment Manager applies a proprietary methodology to systematically combine the issuer's traditional credit rating with its ESG rating in order to derive an ESG-adjusted credit rating. The ESG-adjusted credit rating results in a fundamental view on each issuer and enables the Investment Manager to compare securities on an ESG-adjusted basis and to evaluate whether to keep certain securities in the portfolio or to sell them during the security selection and portfolio implementation stage. ESG-adjusted credit ratings are updated as soon as an update of the underlying traditional credit rating or ESG rating becomes available.

- Security selection and portfolio implementation

The ESG-adjusted credit ratings are used by the Investment Manager in the bottom-up security selection process. Securities whose financial return compensates for the inherent financial and sustainability-related risks may remain eligible for investing. The position weights are derived from over- or underweighting as well as excluding securities based on the ESG-adjusted credit ratings. In this step, the Investment Manager combines ESG-adjusted credit ratings with established tools of traditional investing strategies to make better informed investment decisions.

- Portfolio monitoring

The Investment Manager monitors the ESG Factors daily to detect significant changes in the ESG Factors of underlying securities and regularly reassess the portfolio in order to decide whether to increase or decrease positions in the portfolio.

- **What are the binding elements of the investment strategy used to select the investments to attain each of the environmental or social characteristics promoted by this financial product?**

The binding elements are:

- Application of Norms-, Values- and Business Conduct Exclusions
  - Exclusion of companies that are in breach of international treaties on controversial weapons (Norms-based Exclusions on direct investments)
  - Exclusion of companies that derive more than 5% of their revenue from conventional weapons and firearms, tobacco production, gambling, or adult entertainment (Value-based Exclusions on direct investments)
  - Exclusion of companies that derive more than 20% of their revenue from tobacco distribution, conventional weapons support systems and services or coal (coal mining and coal-based electricity generation) and no investment into companies that derive more than 5% of their revenues from arctic oil and gas production as well as companies that derive more than 10% of their revenues from oil sands extraction (Values-based Exclusions on direct investments)
  - Exclusion of companies that conduct business activities in breach of, international norms such as the "United Nations Global Compact Principles" (UNGC) (Business-conduct Exclusions on direct investments)
- Integrate ESG Factors into the investment decision process without compromising diversification and risk management. This includes:
  - For direct fixed income investments to seek to invest preferably in investments with positive or neutral Fixed Income ESG signal and limit exposure to investments with negative Fixed Income ESG signal. More information on the ESG Factors are available online at [www.credit-suisse.com/esg](http://www.credit-suisse.com/esg) (section "Sustainability Indicators").
- Meeting the minimum proportions for investments which are E/S aligned and SFDR Sustainable Investments.

- **What is the committed minimum rate to reduce the scope of the investments considered prior to the application of that investment strategy?**

This Subfund does not have a commitment to reduce the scope of investments by a minimum rate.

- **What is the policy to assess good governance practices of the investee companies?**

The methodology to assess and ensure good governance of investments, includes the following:

- Business-conduct Exclusions: Companies found to (1) systematically violate international norms, (2) where the breaches are particularly severe, or (3) where management is not open to implementing the necessary reforms, are put on a watchlist, and may be decided to be excluded from the firm-wide investment universe. Exclusions are considered as a last resort. Instead, engaging with investee companies is supposed to have a higher impact to prevent future breaches. Companies that are able and willing to take action may be subject to a period of engagement in which Credit Suisse aims to agree on targets and timelines for improvement, together with the company.

**Good governance** practices include sound management structures, employee relations, remuneration of staff and tax compliance.

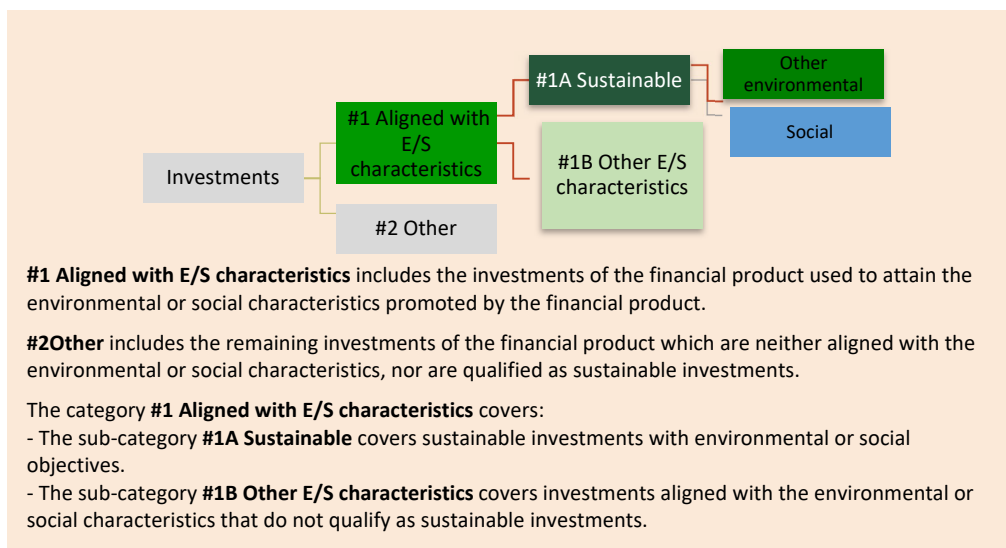
- ESG Integration: Governance topics may furthermore be assessed by considering ESG rating and/or governance related data points (e.g., Governance Pillar score) during the investment decision process.



**Asset allocation** describes the share of investments in specific assets.

## What is the asset allocation planned for this financial product?

The planned minimum proportion of investments used to meet the environmental or social characteristics promoted by this Subfund (category #1 above) is 70% of its total net assets.



Within this category the Subfund aims to hold a minimum proportion of 5% of its total net assets in sustainable investments (category #1A above). Within that category, the Subfund aims to hold a minimum portion of 1% of its total net assets in sustainable investments with an environmental objective in economic activities that do not qualify as environmental sustainable under the EU Taxonomy. Although the Subfund commit to have a minimum proportion of its total net assets in sustainable investments with a social objective, the exact minimum portion of sustainable investments with a social objective cannot be measured to the time being.

For investment in category #1B above ESG Exclusions are applied to ensure environmental or social safeguards.

### How does the use of derivatives attain the environmental or social characteristics promoted by the financial product?

Derivatives are not used to attain the environmental or social characteristics of the Subfund. However, they may be used as efficient portfolio management tools, for cash management, for hedging purposes, or as an additional source of return.



### To what minimum extent are sustainable investments with an environmental objective aligned with the EU Taxonomy?

0%. This Subfund does not commit to make EU Taxonomy aligned investments. However, certain investments made by the Subfund may be aligned with the EU Taxonomy.

Taxonomy-aligned activities are expressed as a share of:


- **turnover** reflecting the share of revenue from green activities of investee companies
- **capital expenditure** (CapEx) showing the green investments made by investee companies, e.g. for a transition to a green economy.
- **operational expenditure** (OpEx) reflecting green operational activities of investee companies.



To comply with the EU Taxonomy, the criteria for **fossil gas** include limitations on emissions and switching to renewable power or low-carbon fuels by the end of 2035. For **nuclear energy**, the criteria include comprehensive safety and waste management rules.

**Enabling activities** directly enable other activities to make a substantial contribution to an environmental objective.

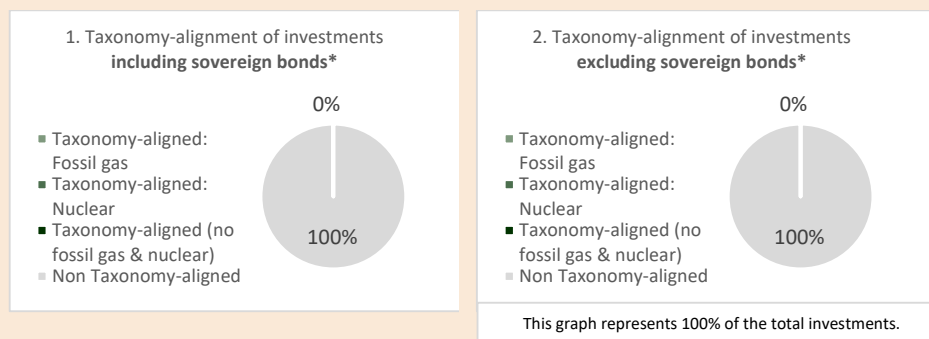
**Transitional activities** are activities for which low-carbon alternatives are not yet available and among others have greenhouse gas emission levels corresponding to the best performance.

 are sustainable investments with an environmental objective that **do not take into account the criteria** for environmentally sustainable economic activities under the EU Taxonomy.

● **Does the financial product invest in fossil gas and/or nuclear energy related activities that comply with the EU Taxonomy<sup>1</sup>?**

- Yes:
- In fossil gas       In nuclear energy
- No

*The two graphs below show in green the minimum percentage of investments that are aligned with the EU Taxonomy. As there is no appropriate methodology to determine the Taxonomy-alignment of sovereign bonds\*, the first graph shows the Taxonomy alignment in relation to all the investments of the financial product including sovereign bonds, while the second graph shows the Taxonomy alignment only in relation to the investments of the financial product other than sovereign bonds.*



\* For the purpose of these graphs, 'sovereign bonds' consist of all sovereign exposures.

● **What is the minimum share of investments in transitional and enabling activities?**

The minimum share of investments in transitional and enabling activities is 0% considering the subfund does not make sustainable investments with an environmental objective in economic activities that qualify as environmentally sustainable under the EU Taxonomy.



**What is the minimum share of sustainable investments with an environmental objective that are not aligned with the EU Taxonomy?**

The minimum share of sustainable investments with an environmental objective that are not aligned with the EU Taxonomy is 1%.



**What is the minimum share of socially sustainable investments?**

Although the Subfund commit to have a minimum proportion of its total net assets in sustainable investments with a social objective, the exact minimum portion of sustainable investments with a social objective cannot be measured to the time being.



**What investments are included under “#2 Other”, what is their purpose and are there any minimum environmental or social safeguards?**

<sup>1</sup> Fossil gas and/or nuclear related activities will only comply with the EU Taxonomy where they contribute to limiting climate change (“climate change mitigation”) and do not significantly harm any EU Taxonomy objective – see explanatory note in the left hand margin. The full criteria for fossil gas and nuclear energy economic activities that comply with the EU Taxonomy are laid down in Commission Delegated Regulation (EU) 2022/1214.

Investments such as cash, derivatives and structured product may fall under "#2 Other" since such instruments do not contribute to the E/S characteristics of this Subfund. Such investments do not have minimum environmental or social safeguards.

Investments may furthermore fall under "#2 Other" if insufficient ESG-related information is available. This applies in particular to asset classes for which ESG Factors are insufficiently defined at present or not sufficient ESG related information is available. Where possible, minimum environmental or social safeguards apply to the underlying securities by ensuring that CSAM ESG Exclusions are adhered to.



### Is a specific index designated as a reference benchmark to determine whether this financial product is aligned with the environmental and/or social characteristics that it promotes?

**Reference benchmarks** are indexes to measure whether the financial product attains the environmental or social characteristics that they promote.

The Subfund does not use a reference benchmark for the purpose of attaining the environmental and/or social characteristics.

- ***How is the reference benchmark continuously aligned with each of the environmental or social characteristics promoted by the financial product?***

Not applicable

- ***How is the alignment of the investment strategy with the methodology of the index ensured on a continuous basis?***

Not applicable

- ***How does the designated index differ from a relevant broad market index?***

Not applicable

- ***Where can the methodology used for the calculation of the designated index be found?***

Not applicable



### Where can I find more product specific information online?

**More product-specific information can be found on the website:**

More product-specific information can be found on the website: [www.credit-suisse.com/fundsearch](http://www.credit-suisse.com/fundsearch)

Additionally, more information about the CSAM Sustainable Investing Policy can be found in Chapter 4 "Investment Policy" of the Prospectus or online at: [www.credit-suisse.com/esg](http://www.credit-suisse.com/esg)

More information about the CS SFDR Sustainable Investment Methodology can be found in Chapter 4 "Investment Policy" of the Prospectus.

## 25. Additional information for investors in Germany

All Share Classes are only available in uncertificated registered form and will exist exclusively as book entries. No printed individual certificates were issued in respect of the Shares.

Applications for redemption and conversion of Shares which may be distributed in Germany may be submitted to the Central Administration (Credit Suisse Fund Services (Luxembourg) S.A., 5, rue Jean Monnet, L-2180 Luxembourg). All payments which are intended for Shareholders (including the ones of redemption and dividend proceeds) may be channelled, at their request, via the Central Administration. The Central Administration will disburse its payments to the registered Shareholders domiciled in Germany. The registered Shareholders will be responsible for the further distribution of the payments to the end investors (if any).

Credit Suisse (Deutschland) AG, Taunustor 1, D-60310 Frankfurt am Main acts as information agent for the Company in Germany (the **“Information Agent in Germany”**).

The prospectus, the Key Investor Information Document, the Articles of Incorporation, the audited annual report and the unaudited semi-annual report, the issue, redemption and conversion prices, as well as any additional information specified in the chapter “Information for Shareholders”, may be obtained free of charge at the Information Agent in Germany.

Any announcements to Shareholders and the issue and redemption prices, shall be published on the internet at [www.credit-suisse.com](http://www.credit-suisse.com). The Company’s Board of Directors may also place announcements in other newspapers and periodicals of its choice.

Furthermore, registered investors will be notified by way of durable medium in the following instances:

- Suspension of the redemption of Shares;
- Liquidation of the Company or a Subfund;
- Amendments to the Articles of Incorporation which are not compatible with the existing investment principles, affect significant investor rights, or relate to remuneration or compensation of expenses (stating the background and the investors’ rights);
- Merger of a Subfund;
- Conversion of a Subfund into a Feeder Fund.

### **Sub-Funds that are not registered in Germany:**

- CS Investment Funds 1 – Credit Suisse (Lux) Global Inflation Linked Bond Fund (merged on 26/07/2024)
- CS Investment Funds 1 – Credit Suisse (Lux) SQ EURO corporate Bond Fund (merged on 26/07/2024)
- CS Investment Funds 1 – Credit Suisse (Lux) SQ US Corporate Bond Fund (merged on 24/07/2024)



**CS Investment Funds 1**  
5, rue Jean Monnet  
L-2180 Luxembourg  
[www.credit-suisse.com](http://www.credit-suisse.com)