



Robeco Capital Growth Funds

Prospectus

Société d'Investissement à Capital Variable - SICAV
Undertaking for Collective Investment in Transferable Securities incorporated under Luxembourg law

23 September 2024

THE DIRECTORS OF THE FUND, WHOSE NAMES APPEAR ON PAGE 17 ARE THE PERSONS RESPONSIBLE FOR THE INFORMATION CONTAINED IN THIS PROSPECTUS. TO THE BEST OF THE KNOWLEDGE AND BELIEF OF THE DIRECTORS (WHO HAVE TAKEN ALL REASONABLE CARE TO ENSURE THAT SUCH IS THE CASE), THE INFORMATION CONTAINED IN THIS PROSPECTUS IS IN ACCORDANCE WITH THE FACTS AND DOES NOT OMIT ANYTHING LIKELY TO AFFECT THE IMPORT OF SUCH INFORMATION. THE DIRECTORS ACCEPT RESPONSIBILITY ACCORDINGLY.

SUBSCRIPTIONS CAN ONLY BE ACCEPTED IF MADE ON THE BASIS OF THIS PROSPECTUS AND THE RELEVANT KEY INFORMATION DOCUMENT. THE LATEST AVAILABLE ANNUAL REPORT AND SEMI-ANNUAL REPORT, IF PUBLISHED THEREAFTER SHALL BE DEEMED TO FORM PART OF THE PROSPECTUS.

A LIST OF CLASSES OF SHARES IN ISSUE MAY BE OBTAINED AT THE REGISTERED OFFICE OF THE COMPANY ON REQUEST.

THE SHARES REFERRED TO IN THIS PROSPECTUS ARE OFFERED SOLELY ON THE BASIS OF THE INFORMATION CONTAINED HEREIN. IN CONNECTION WITH THE OFFER MADE HEREBY, NO PERSON IS AUTHORISED TO GIVE ANY INFORMATION OR TO MAKE ANY REPRESENTATIONS OTHER THAN THOSE CONTAINED IN THIS PROSPECTUS AND THE DOCUMENTS MENTIONED HEREIN AND ANY PURCHASE MADE BY ANY PERSON ON THE BASIS OF STATEMENTS OR REPRESENTATIONS NOT CONTAINED IN OR INCONSISTENT WITH THE INFORMATION CONTAINED IN THIS PROSPECTUS IS UNAUTHORISED AND SHALL BE SOLELY AT THE RISK OF THE PURCHASER.

THE OFFICIAL LANGUAGE OF THIS PROSPECTUS IS ENGLISH. IT MAY BE TRANSLATED INTO OTHER LANGUAGES. IN THE EVENT OF A DISCREPANCY BETWEEN THE ENGLISH VERSION OF THE PROSPECTUS AND VERSIONS WRITTEN IN OTHER LANGUAGES, THE ENGLISH VERSION WILL TAKE PRECEDENCE.

THIS PROSPECTUS DOES NOT CONSTITUTE AND MAY NOT BE USED FOR THE PURPOSE OF AN OFFER OR SOLICITATION TO ANY PERSON IN ANY JURISDICTION IN WHICH SUCH OFFER OR SOLICITATION IS NOT LAWFUL OR IN WHICH THE PERSON MAKING SUCH OFFER OR SOLICITATION IS NOT QUALIFIED TO DO SO OR TO WHOM IT IS UNLAWFUL TO MAKE SUCH OFFER OR SOLICITATION. ANYONE HAVING IN ANY WAY ACCESS TO THIS PROSPECTUS IS REQUIRED TO INFORM HIMSELF ABOUT AND OBSERVE ANY RESTRICTIONS AS TO THE OFFER OR SALE OF SHARES AND THE DISTRIBUTION OF THIS PROSPECTUS UNDER THE LAWS AND REGULATIONS OF THE JURISDICTION OF THE COUNTRY FROM WHICH THIS ACCESS IS ACQUIRED OR OF THE COUNTRY OF RESIDENCE OF THE POTENTIAL INVESTOR.

US PERSONS ARE NOT ELIGIBLE TO INVEST IN SHARES OF THE COMPANY.

SHAREHOLDERS, AND INTERMEDIARIES ACTING FOR PROSPECTIVE SHAREHOLDERS, SHOULD TAKE PARTICULAR NOTE THAT IT IS THE EXISTING POLICY OF THE COMPANY THAT US PERSONS (AS DEFINED IN THE SECTION *GLOSSARY OF DEFINED TERMS*) MAY NOT INVEST IN THE FUND, AND THAT INVESTORS WHO BECOME US PERSONS MAY BECOME SUBJECT TO COMPULSORY REDEMPTION OF THEIR HOLDINGS.

SHAREHOLDERS, AND INTERMEDIARIES ACTING FOR PROSPECTIVE SHAREHOLDERS, SHOULD ALSO TAKE PARTICULAR NOTE THAT THE COMPANY IS REQUIRED UNDER LUXEMBOURG LAW TO REPORT CERTAIN INFORMATION OF INVESTORS WHO ARE TAX RESIDENTS IN A JURISDICTION THAT JOINED THE OECD INITIATIVE UNDER THE COMMON REPORTING STANDARDS, WHO ARE "SPECIFIED US PERSONS" (AS DEFINED IN THE SECTION *GLOSSARY OF DEFINED TERMS*) UNDER THE FOREIGN ACCOUNT TAX COMPLIANCE ACT OR INVESTORS OR INTERMEDIARIES WHO ARE NOT COMPLYING WITH FATCA.

SHARES IN THE COMPANY MAY NEITHER BE OFFERED NOR SOLD TO ANY US AMERICAN BENEFIT PLAN INVESTOR. FOR THIS PURPOSE, A "BENEFIT PLAN INVESTOR" MEANS ANY (I) "EMPLOYEE BENEFIT PLAN" WITHIN THE MEANING OF SECTION 3(3) OF THE US EMPLOYEE RETIREMENT INCOME SECURITY ACT OF 1974, AS AMENDED ("ERISA") THAT IS SUBJECT TO THE PROVISIONS OF PART 4 OF TITLE I OF ERISA, (II) INDIVIDUAL RETIREMENT ACCOUNT, KEOGH PLAN OR OTHER PLAN DESCRIBED IN SECTION 4975(E)(1) OF THE US INTERNAL REVENUE CODE OF 1986, AS AMENDED, (III) ENTITY WHOSE UNDERLYING ASSETS INCLUDE "PLAN ASSETS" BY REASON OF 25% OR MORE OF ANY CLASS OF EQUITY INTEREST IN THE ENTITY BEING HELD BY PLANS DESCRIBED IN (I) AND (II) ABOVE, OR (IV) OTHER ENTITY (SUCH AS SEGREGATED OR COMMON ACCOUNTS OF AN INSURANCE COMPANY, A CORPORATE GROUP OR A COMMON TRUST) WHOSE UNDERLYING ASSETS INCLUDE "PLAN ASSETS" BY REASON OF AN INVESTMENT IN THE ENTITY BY PLANS DESCRIBED IN (I) AND (II) ABOVE.

NOTICE TO RESIDENTS OF HONG KONG: THE DISTRIBUTION OF THIS PROSPECTUS, AND THE PLACEMENT OF SHARES IN HONG KONG, IS RESTRICTED. THIS PROSPECTUS HAS NOT BEEN REGISTERED IN HONG KONG AND MAY ONLY BE DISTRIBUTED, CIRCULATED OR ISSUED TO PERSONS WHO ARE PROFESSIONAL INVESTORS UNDER THE SECURITIES AND FUTURES ORDINANCE AND ANY RULES MADE UNDER THAT ORDINANCE OR AS OTHERWISE PERMITTED BY THE SECURITIES AND FUTURES ORDINANCE

IN CASE OF DOUBT ABOUT THE CONTENTS OF THIS PROSPECTUS OR THE RISKS INVOLVED IN INVESTING IN THE COMPANY, PLEASE CONSULT A STOCKBROKER, BANK MANAGER, SOLICITOR, ACCOUNTANT OR OTHER INDEPENDENT FINANCIAL ADVISER.

TABLE OF CONTENTS

| | PAGE |
|--|------|
| GLOSSARY OF DEFINED TERMS | 8 |
| DIRECTORS AND ADMINISTRATION | 17 |
| SECTION 1 – THE FUND | 19 |
| 1.1 Summary | 19 |
| 1.2 Legal entity | 20 |
| SECTION 2 – THE SHARES | 21 |
| 2.1 Classes of Shares | 21 |
| 2.2 Dividend policy | 26 |
| 2.3 Issue of Shares | 27 |
| 2.4 Switch of Shares | 28 |
| 2.5 Redemption of Shares | 28 |
| 2.6 Prevention of money laundering and financing of terrorism | 29 |
| 2.7 Calculation of the Net Asset Value | 30 |
| 2.8 Temporary Suspension of the determination of the Net Asset Value | 32 |
| 2.9 Taxation | 32 |
| 2.10 Tax Reporting | 37 |
| SECTION 3 – GENERAL INFORMATION | 40 |
| 3.1 Fees and Expenses | 40 |
| 3.2 Late Trading or Market Timing | 44 |
| 3.3 Management Company | 44 |
| 3.4 Structure and purpose | 46 |
| 3.5 Depositary | 47 |
| 3.6 Administration Agent and Registrar | 48 |
| 3.7 Meetings and reports | 48 |
| 3.8 Liquidation and merger | 49 |
| 3.9 Liquidation and merger of Classes of Shares | 50 |
| 3.10 Transactions with connected persons | 50 |
| 3.11 Data protection and voice recording | 50 |
| 3.12 Documents available for inspection | 51 |
| 3.13 Benchmark Regulation | 51 |
| 3.14 Complaints | 52 |
| 3.15 Shareholder notifications | 52 |
| 3.16 Applicable law and jurisdiction | 52 |
| SECTION 4 – RISK CONSIDERATIONS | 53 |
| a) General investment risk | 53 |
| b) Counterparty risk | 54 |
| c) Liquidity risk | 55 |

| | | |
|---|--|-----|
| d) | Sustainability risk | 56 |
| e) | Risk related to the use of specific instruments | 57 |
| f) | Risk related to the use of financial derivative instruments | 59 |
| g) | Risk related to the use of efficient portfolio management techniques | 60 |
| h) | Risk related to specific countries, regions or sectors | 60 |
| i) | Operational risk | 67 |
| j) | Other risks | 67 |
| APPENDIX I – INFORMATION PER SUB-FUND | | 68 |
| 1. | Global Equity Sub-funds | 68 |
| a) | <i>Robeco BP Global Premium Equities</i> | 68 |
| b) | <i>Robeco QI Global Conservative Equities</i> | 72 |
| c) | <i>Robeco Sustainable Global Stars Equities</i> | 76 |
| d) | <i>Robeco Emerging Stars Equities</i> | 80 |
| e) | <i>Robeco Emerging Markets Equities</i> | 84 |
| f) | <i>Robeco QI Emerging Markets Active Equities</i> | 88 |
| g) | <i>Robeco QI Global Momentum Equities</i> | 92 |
| h) | <i>Robeco QI Global Developed Sustainable Enhanced Index Equities</i> | 96 |
| i) | <i>Robeco QI Emerging Markets Enhanced Index Equities</i> | 99 |
| j) | <i>Robeco QI Emerging Conservative Equities</i> | 103 |
| k) | <i>Robeco QI Global Value Equities</i> | 107 |
| l) | <i>Robeco QI Global Developed Multi-Factor Equities</i> | 111 |
| m) | <i>Robeco QI Emerging Markets Sustainable Active Equities</i> | 115 |
| n) | <i>Robeco QI Global Developed Conservative Equities</i> | 119 |
| o) | <i>Robeco QI Global Developed Active Equities</i> | 123 |
| p) | <i>Robeco QI Customized Emerging Markets Enhanced Index Equities I</i> | 127 |
| q) | <i>Robeco QI Global Quality Equities</i> | 131 |
| r) | <i>Robeco QI Global SDG & Climate Conservative Equities</i> | 135 |
| s) | <i>Robeco QI Global Developed Enhanced Index Equities</i> | 139 |
| t) | <i>Robeco Sustainable Emerging Stars Equities</i> | 143 |
| u) | <i>Robeco QI Emerging Markets Sustainable Enhanced Index Equities</i> | 147 |
| v) | <i>Robeco Global SDG Equities</i> | 151 |
| w) | <i>Robeco Global SDG Engagement Equities</i> | 155 |
| x) | <i>Robeco QI Emerging Markets Sustainable Enhanced Index Equities II</i> | 159 |
| y) | <i>Robeco QI Global SDG & Climate Beta Equities</i> | 163 |
| z) | <i>Robeco Quantum Equities</i> | 167 |
| aa) | <i>Robeco Emerging Markets Ex China Equities</i> | 171 |
| bb) | <i>Robeco Emerging Markets SDG Equities</i> | 175 |
| cc) | <i>Robeco Emerging Markets SDG Engagement Equities</i> | 179 |
| dd) | <i>Robeco Emerging Markets Asia Select Equities</i> | 183 |
| ee) | <i>Robeco QI Emerging Markets Ex China Active Equities</i> | 187 |

| | | |
|-----|---|-----|
| ff) | <i>Robeco QI Emerging Ex China Conservative Equities</i> | 191 |
| gg) | <i>Robeco Quantum Market Neutral Equities</i> | 195 |
| hh) | <i>Robeco QI Global Developed Active Small Cap Equities</i> | 199 |
| ii) | <i>Robeco Emerging Markets Climate Transition Equities</i> | 203 |
| 2. | Regional & Country Equity Sub-funds | 207 |
| a) | <i>Robeco Asia-Pacific Equities</i> | 207 |
| b) | <i>Robeco Sustainable European Stars Equities</i> | 211 |
| c) | <i>Robeco QI European Conservative Equities</i> | 215 |
| d) | <i>Robeco QI US Conservative Equities</i> | 219 |
| e) | <i>Robeco BP US Premium Equities</i> | 223 |
| f) | <i>Robeco Chinese Equities</i> | 227 |
| g) | <i>Robeco Indian Equities</i> | 231 |
| h) | <i>Robeco Asian Stars Equities</i> | 235 |
| i) | <i>Robeco Sustainable Asian Stars Equities</i> | 239 |
| j) | <i>Robeco BP US Large Cap Equities</i> | 243 |
| k) | <i>Robeco BP US Select Opportunities Equities</i> | 247 |
| l) | <i>Robeco Chinese A-share Equities</i> | 251 |
| m) | <i>Robeco QI Chinese A-share Active Equities</i> | 255 |
| n) | <i>Robeco QI Chinese A-share Conservative Equities</i> | 259 |
| o) | <i>Robeco QI European Value Equities</i> | 263 |
| p) | <i>Robeco QI US Climate Beta Equities</i> | 267 |
| q) | <i>Robeco QI European Active Equities</i> | 271 |
| r) | <i>Robeco Transition Asian Equities</i> | 275 |
| 3. | Theme Equity Sub-funds | 279 |
| a) | <i>Robeco New World Financials</i> | 279 |
| b) | <i>Robeco Sustainable Property Equities</i> | 283 |
| c) | <i>Robeco Global Consumer Trends</i> | 287 |
| d) | <i>Robeco Global Multi-Thematic</i> | 291 |
| e) | <i>Robeco Digital Innovations</i> | 295 |
| f) | <i>Robeco FinTech</i> | 299 |
| g) | <i>Robeco Circular Economy</i> | 303 |
| h) | <i>Robeco Smart Energy</i> | 307 |
| i) | <i>Robeco Smart Materials</i> | 311 |
| j) | <i>Robeco Smart Mobility</i> | 315 |
| k) | <i>Robeco Sustainable Healthy Living</i> | 319 |
| l) | <i>Robeco Sustainable Water</i> | 323 |
| m) | <i>Robeco Global Gender Equality</i> | 327 |
| n) | <i>Robeco Next Digital Billion</i> | 331 |
| o) | <i>Robeco Biodiversity Equities</i> | 335 |
| p) | <i>Robeco Global Climate Transition Equities</i> | 339 |
| q) | <i>Robeco Fashion Engagement</i> | 343 |

| | | |
|----|--|-----|
| r) | <i>Robeco Gravis Digital Infrastructure Income</i> | 347 |
| 4. | Global Bond Sub-funds | 351 |
| a) | <i>Robeco High Yield Bonds</i> | 351 |
| b) | <i>Robeco Global Credits</i> | 355 |
| c) | <i>Robeco QI Dynamic High Yield</i> | 359 |
| d) | <i>Robeco QI Global Multi-Factor Credits</i> | 363 |
| e) | <i>Robeco QI Global Multi-Factor Bonds</i> | 367 |
| f) | <i>Robeco Global Credits – Short Maturity</i> | 371 |
| g) | <i>Robeco Corporate Hybrid Bonds</i> | 375 |
| h) | <i>Robeco QI Global Multi-Factor High Yield</i> | 379 |
| i) | <i>Robeco SDG Credit Income</i> | 383 |
| j) | <i>Robeco Global SDG Credits</i> | 387 |
| k) | <i>Robeco SDG High Yield Bonds</i> | 391 |
| l) | <i>Robeco Global Green Bonds</i> | 395 |
| m) | <i>Robeco Climate Global Credits</i> | 399 |
| n) | <i>Robeco Climate Global Bonds</i> | 403 |
| o) | <i>Robeco QI Global SDG & Climate Multi-Factor Credits</i> | 407 |
| p) | <i>Robeco Transition Emerging Credits</i> | 411 |
| q) | <i>Robeco Climate Global High Yield Bonds</i> | 415 |
| r) | <i>Robeco High Income Green Bonds</i> | 419 |
| s) | <i>Robeco QI Global Dynamic Duration</i> | 423 |
| t) | <i>Robeco Sustainable Global Bonds</i> | 426 |
| u) | <i>Robeco Emerging Markets Bonds</i> | 430 |
| v) | <i>Robeco Emerging Markets Bonds Local Currency</i> | 434 |
| 5. | Regional Bond Sub-funds..... | 438 |
| a) | <i>Robeco Euro Government Bonds</i> | 438 |
| b) | <i>Robeco Euro Credit Bonds</i> | 442 |
| c) | <i>Robeco All Strategy Euro Bonds</i> | 446 |
| d) | <i>Robeco European High Yield Bonds</i> | 450 |
| e) | <i>Robeco Transition Asian Bonds</i> | 454 |
| f) | <i>Robeco Euro SDG Credits</i> | 458 |
| g) | <i>Robeco Financial Institutions Bonds</i> | 462 |
| h) | <i>Robeco US Green Bonds</i> | 466 |
| i) | <i>Robeco Euro SDG Short Duration Bonds</i> | 470 |
| j) | <i>Robeco Climate Euro Credits</i> | 474 |
| 6. | Asset Allocation Sub-funds..... | 478 |
| a) | <i>Robeco Sustainable Income Allocation</i> | 478 |
| b) | <i>Robeco Sustainable Dynamic Allocation</i> | 482 |
| c) | <i>Robeco Sustainable Diversified Allocation</i> | 486 |
| d) | <i>Robeco Flexible Allocation</i> | 490 |

| | |
|--|-----|
| APPENDIX II – INVESTMENT RESTRICTIONS | 494 |
| APPENDIX III – RISK MANAGEMENT PROCESS | 502 |
| APPENDIX IV – FINANCIAL DERIVATIVE INSTRUMENTS, EFFICIENT PORTFOLIO MANAGEMENT TECHNIQUES AND INSTRUMENTS | 507 |
| APPENDIX V – PERFORMANCE FEE | 515 |
| APPENDIX VI – BENCHMARKS | 517 |
| APPENDIX VII – OVERVIEW PAYING AGENTS, REPRESENTATIVE OFFICES, FACILITY AGENTS | 521 |
| APPENDIX VIII – SUSTAINABILITY DISCLOSURES PER SUB-FUND | 523 |

GLOSSARY OF DEFINED TERMS

The following summary is qualified in its entirety by reference to the more detailed information included elsewhere in this Prospectus.

Active Ownership

Voting and engagement apply to the Sub-fund. As a signatory to the United Nations Principles for Responsible Investments, Robeco's dedicated Active Ownership team conducts engagement activities based on clearly stated objectives. Voting is done based on the International Corporate Governance Network (ICGN) principles and local governance codes. More information on RIAM's voting and engagement activities performed in relation to the Sub-fund(s), including the latest active ownership report, can be found on <https://www.robeco.com/en-int/sustainable-investing/expertise/most-sustainable-countries-in-the-world>.

Administration Agent

J.P. Morgan SE, Luxembourg Branch, appointed by the Management Company to perform the administration functions.

Affiliated Entity

Any direct or indirect subsidiary of ORIX Corporation Europe N.V.

Alternative Investments

An alternative investment is an investment in one or more of the following asset classes: Commodities, Private Equity, Hedging Strategies or Real Estate. Investments in these asset classes will take place via investments in UCITS/other UCIs.

Articles of Incorporation

The Company's articles of incorporation as may be amended from time to time.

AUD

Australian Dollar

Auditor

KPMG Audit, *S.à r.l.*, appointed by the Company as approved statutory auditor of the Company.

Benchmark

An index that is used to measure the performance of a Sub-fund with the purpose of tracking the return of such index or defining the asset allocation of a portfolio or computing the performance fees.

Benchmark Regulation

Regulation (EU) 2016/1011 of the European Parliament and of the Council of 8 June 2016 on indices used as benchmarks in financial instruments and financial contracts or to measure the performance of investment funds, as amended.

BRL

Brazilian Real

CAD

Canadian Dollar

Carbon Credit

A certificate that is issued by a Carbon Crediting Program. A carbon credit represents a greenhouse gas emission reduction to, or removal from, the atmosphere equivalent to one metric tonne of carbon dioxide equivalent, calculated as the difference in emissions from a baseline scenario to a project scenario. Carbon credits are uniquely serialized, issued, tracked and retired or administratively cancelled by means of an electronic registry operated by an administrative body, such as a Carbon Crediting Program.

Carbon Crediting Program

A standard setting program that registers mitigation activities and issues Carbon Credits, which can be Voluntary Emission Reduction (VERs) certificates and/or Certified Emission Reduction (CERs) certificates.

Carbon footprint

The Sub-fund's carbon footprint is calculated based on the carbon equivalent emissions of all greenhouse gas emissions per the Enterprise Value Including Cash (EVIC). For Sub-funds covered under Article 8 of SFDR, the carbon emissions include Greenhouse

gas emissions (scope 1, 2 and 3 upstream) and for Sub-funds covered under Article 9 of SFDR, the carbon emissions include Greenhouse gas emissions (scope 1, 2 and 3).

CET
Central European Time

CFD
Contract for Difference

CHF
Swiss Franc

China A-Shares
Equity securities of Chinese companies listed and traded in RMB on Chinese stock exchanges such as Shenzhen or Shanghai Stock.

China B-Shares
Equity securities of Chinese companies listed and traded in HKD or USD on Chinese stock exchanges such as Shenzhen or Shanghai Stock Exchange.

Classes of Shares (or Share Classes or Classes)
The Fund offers investors a choice of investment in one or more Classes of Shares within each Sub-fund. The assets of the Classes will be commonly invested, but between Classes of Shares a different sale or redemption charge structure, fee structure, minimum holding amount, currency or dividend policy may be applied.

Climate Traffic Light
A forward-looking assessment of a company's alignment with a below 2°C pathway. This is based on a company's emission reduction targets and the credibility of those targets, compared to what is needed from that company to achieve global warming of below 2°C by 2100.

Climate Transition Benchmark (CTB)
An EU Climate Transition Benchmark in accordance with the Benchmark Regulation.

Company
Robeco Capital Growth Funds (also referred to as the "Fund") is a Luxembourg domiciled "*Société d'investissement à capital variable*" pursuant to the amended law of 10 August 1915 on commercial companies and to part I of the amended law of 17 December 2010 on undertakings for collective investment (the "Law"). The Company takes the form of an umbrella fund and is made up of several Sub-funds. Each Sub-fund may have one or more Classes of Shares. All references to the Company refer, where applicable, also to any delegates of the Company.

Country Sustainability Ranking
The Country Sustainability Ranking is a proprietary research model to measure the ESG credentials of 150 countries twice a year. More information on the Country Sustainability Ranking methodology can be found on <https://www.robeco.com/en-int/sustainable-investing/expertise/most-sustainable-countries-in-the-world>.

CRS
Common Reporting Standard as set out in Section 2.9 "Taxation".

CSSF
Commission de Surveillance du Secteur Financier, the Luxembourg supervisory authority.

Cut-off time
Unless otherwise stated in Appendix I, requests for subscription, switch or redemption of Shares received not later than 15:00 CET on the Valuation Day will be dealt at the Net Asset Value per Share as of the Valuation Day. Requests received after the Cut-off time shall be processed on the next Valuation Day.

Depository
The assets of the Fund are held under the safekeeping controls of the Depository, J.P. Morgan SE, Luxembourg Branch.

Directors
The Board of Directors of the Fund (also the "Board", the "Directors" or the "Board of Directors").

DKK
Danish Krone

Emerging Countries

Countries with less developed economies and/or less established financial markets and potential higher economic growth. Examples include most countries in Asia, Latin America, Eastern Europe, the Middle East and Africa. The list of emerging and less developed markets is subject to change and is reviewed from time to time by recognised index providers. The Management Company, in its discretion, will determine and review from time to time which countries constitute Emerging Countries.

Engagement

A long-term active dialogue between investors and companies, companies and other relevant stakeholders on environmental, social and governance factors. As per Directive (EU) 2017/828 (EU Shareholder Right Directive), it also encompasses monitoring of investee company on non-financial performance, social and environmental and corporate governance, voting and exercising other shareholder rights and managing of potential conflicts.

Environmental footprint

The Sub-fund's environmental footprint is calculated based on the total footprint of greenhouse gas emissions (scope 1 and 2), water and waste generation, all measured by EVIC (sum of the market capitalization of ordinary shares at fiscal year end, the market capitalization of preferred shares at fiscal year-end, and the book values of total debt and minorities' interests, including the cash and cash equivalents held by the investee company).

Equity Swap (including TRS and CFD)

A derivative contract where payments are linked to the change in value of an underlying equity, basket of equities or index. The equity return payer pays to the equity return receiver any increase in the value of the underlying plus any dividends received. The equity return receiver pays the equity return payer any decrease in the value of the underlying plus funding cost.

ESG Integration

The structural integration of information on Environmental, Social and Governance (ESG) factors into the investment decision making process.

EUR/Euro

The official single European currency adopted by a number of EU Member States participating in the Economic and Monetary Union (as defined in European Union legislation). This definition also includes any possible future individual currencies of countries that currently adopt the Euro.

EVIC

The sum, at fiscal year-end, of the market capitalisation of ordinary shares, the market capitalisation of preferred shares, and the book value of total debt and non-controlling interests, without the deduction of cash or cash equivalents.

Exclusions

The Robeco exclusion policy ("Robeco's Exclusion Policy") applies to the Sub-funds. Robeco believes that some products and business practices are detrimental to society and incompatible with sustainable investment strategies. Therefore, a number of exclusion criteria are outlined in this policy. The criteria that apply to a Sub-fund depend on the sustainability profile of the Sub-fund. The most recent version of Robeco's Exclusion Policy can be found on <https://www.robeco.com/files/docm/docu-exclusion-policy.pdf>, including the criteria and to which funds they apply.

Financial Year

The business year of the Fund. The Financial Year of the Fund ends on the last day of December of each year.

Fund

Robeco Capital Growth Funds (also referred to as the "Company") is a Luxembourg domiciled "*Société d'investissement à capital variable*" pursuant to the law of 10 August 1915 on commercial companies and to part I of the Law. The Fund takes the form of an umbrella fund and is made up of several Sub-funds. Each Sub-fund may have one or more Classes of Shares. All references to the Fund refer, where applicable, also to any delegates of the Fund.

GBP

United Kingdom Pound Sterling

Green Bonds

Green bonds are debt instruments whose proceeds will be used for partial or full financing or pre-financing of new and / or existing projects that have a beneficial impact on the environment. These bonds are mainly issued by supranational bodies, local authorities, government agencies and enterprises.

Green house Gas emissions

The emissions in terms of tonnes of CO₂ equivalent of carbon dioxide (CO₂), methane (CH₄), nitrous oxide (N₂O), hydrofluorocarbons (HFCs), perfluorocarbons (PFCs), nitrogen trifluoride (NF₃) and sulphur hexafluoride (SF₆) as defined under point (1) of Article 3 of Regulation (EU) 2018/842 of the European Parliament and of the Council.

Gross Exposure

The absolute sum of the long and the short exposure which is expressed as a percentage of the Net Asset Value.

Hard currency

Globally traded major currency, such as but not limited to USD, EUR, GBP, JPY and CHF.

HKD

Hong Kong Dollar.

Institutional Investor

An Institutional Investors as defined from time to time by the Luxembourg supervisory authority and further described in Section 2.1 "Classes of Shares" under the heading "Institutional Share Classes".

Investor

A subscriber for Shares.

ILS

Israeli Shekel

JPY

Japanese Yen

Key Information Document(s) or KID(s)

The key information document(s) as defined by the Law and applicable regulations, as may be amended from time to time.

Lending Agent

J.P. Morgan SE, Luxembourg Branch, appointed by the Management Company as Lending Agent.

Listing of Shares

Class 'D' Shares, respectively 'DH' Shares where applicable, are or will be listed on the Luxembourg Stock Exchange.

Local currency

The local currency of the relevant country in which the Sub-fund invests.

Management Company

Robeco Institutional Asset Management B.V. has been appointed by the Board of Directors as Management Company to be responsible on a day-to-day basis for providing (either through its head office in the Netherlands or via a branch) administration, marketing, portfolio management and investment advisory services in respect of all Sub-funds. The Management Company has the possibility to delegate part or all of such functions to third parties.

Minimum investment

The minimum investment levels for initial and subsequent investments are specified in the Prospectus.

MXN

Mexican Peso

Negative Screening

Negative screening is the process of finding companies that score poorly on environmental, social and governance (ESG) factors relative to their peers. These companies can then be avoided when constructing a portfolio, based on quantitative measures (e.g., lowest 20% performing companies on ESG) or qualitative measures (e.g., by sector).

Net Asset Value per Share

The Net Asset Value (or "NAV") of the Shares of each Class is determined as set out in Section 2.7 "Calculation of the Net Asset Value".

NOK

Norwegian Krone

OECD

Organisation for Economic Cooperation and Development.

OECD Guidelines for Multinational Enterprises

The Organisation for Economic Co-operation and Development (OECD) has provided recommendations addressed by governments to multinational enterprises operating in or from adhering countries. They provide non-binding principles and standards for responsible business conduct in a global context consistent with applicable laws and internationally recognised standards.

Offsetting

The compensation for an entity's greenhouse gas emissions within its scope by achieving emission reductions or removals outside the boundary or value chain of that entity.

Paris-Aligned Benchmarks (PAB)

An EU Paris-aligned Benchmark in accordance with the Benchmark Regulation.

Paris Agreement

The Paris Agreement is an international treaty on climate change, which was adopted at the UN Climate Change Conference (COP21) in Paris, France, on 12 December 2015. Its overall objective is to hold the increase in the global average temperature to well below 2°C above pre-industrial levels and to pursue efforts to limit the temperature increase to 1.5°C above pre-industrial levels.

Portfolio Manager

Entities appointed by the Management Company to handle the day-to-day management of some of the Sub-funds' assets (as disclosed, if applicable, in Appendix I).

Principal Paying Agent

J.P. Morgan SE, Luxembourg Branch, appointed by the Fund to perform the paying agent functions.

PRC

People's Republic of China.

Prospectus

This document, the Prospectus of Robeco Capital Growth Funds.

Proxy Voting

Equity holdings can grant the right to vote and Robeco exerts that right by voting according to Robeco's Proxy Voting Policy, unless impediments occur (e.g. shareblocking). Proxy Voting at Annual General Meetings of shareholders (AGMs) is aimed at influencing a company's governance, strategy or operations, including company's ESG practices, to address material sustainability risks and achieve more sustainable outcomes. More information can be found on <https://www.robeco.com/files/docm/docu-robeco-stewardship-policy.pdf>.

QFI

Qualified Foreign Investor, as defined by the China Securities Regulatory Commission under the QFI Regulations.

QFI Licence Holder

Robeco Institutional Asset Management B.V.

QFI License

The QFI Licence Holder has obtained a Qualified Foreign Investor license (the "QFI License") from the China Securities Regulatory Commission (the "CSRC"). This QFI License allows foreign investors to invest in, amongst others, China A-shares and in RMB denominated Chinese onshore bonds.

QFI PRC Custodian
Deutsche Bank (China) Co., Ltd.

QFI Regulations
The laws and regulations governing the establishment and operation of the qualified foreign investors regime in the PRC, as may be promulgated and/or amended from time to time.

QI
Quant Investing. QI in the name of a Sub-fund illustrates that it is part of the quantitatively managed fund range of Robeco.

RCGF
Robeco Capital Growth Funds.

Real Estate Investment Trust (or "REIT")
An entity that is dedicated to owning, and in most cases, managing, real estate. This may include, but is not limited to, real estate in the residential (apartments), commercial (shopping centres, offices) and industrial (factories, warehouses) sectors. Certain REITs may also engage in real estate financing transactions and other real estate development activities. The legal structure of a REIT, its investment restrictions and the regulatory and taxation regimes to which it is subject will differ depending on the jurisdiction in which it is established. Investment in REITs will be allowed if they qualify as transferable securities. The units of a closed-ended REIT, the units of which are listed on a Regulated Market may be classified as a transferable security listed on a Regulated Market thereby qualifying as an eligible investment for a UCITS under Luxembourg law.

Redemption of Shares
Shares can at any time be redeemed and the redemption price per Share will be based upon the Net Asset Value per (Class of) Share as of the relevant Valuation Day. Redemptions of Shares are subject to the conditions and restrictions laid down in the Company's articles of incorporation (the "Articles of Incorporation") and in any applicable law.

Reference currency (or Base currency)
The currency used by a Sub-fund or Share Class for accounting purposes; note that it may differ from the currency (or currencies) in which the Sub-fund is invested.

Registrar
J.P. Morgan SE, Luxembourg Branch, appointed by the Management Company to maintain the register of Shareholders and to process the issue, switch and redemption of Shares.

Regulated Market
A market within the meaning of Article 4.1.14 of Directive 2004/39/EC or any Directive updating or replacing Directive 2004/39/EC and any other market which is regulated, operates regularly and is recognized and open to the public in an Eligible State.

Regulation S
A regulation of the Securities Act, as defined below, that provides an exclusion from the registration obligations imposed under Section 5 of the Securities Act for securities offerings made outside the United States by both U.S. and foreign issuers. A securities offering, whether private or public, made by an issuer outside of the United States in reliance on this Regulation S need not be registered under the Securities Act.

Retirement
The transfer of a Carbon Credit to a registry account that permanently removes the Carbon Credit from circulation.

RIAM
Robeco Institutional Asset Management B.V.

RMB
Renminbi, the official currency of the People's Republic of China. It should be read as a reference to on-shore Renminbi (CNY) and/or offshore Renminbi (CNH) as the context requires. For clarification purposes, all references to RMB in the name of a Share Class or Base Currency of a Sub-fund must be understood as a reference to offshore RMB (CNH).

Robeco Country Sustainability Ranking
A country ranking provided by Robeco based on the countries' environmental, social and governance performance. More information can be obtained via the website of Robeco.

SDG Investing

SDG (i.e. Sustainable Development Goals) investing aims at producing both an attractive return and alignment with the Sustainable Development Goals. The proprietary framework we have developed measures a company's exposure to the SDGs. More information on the SDG framework methodology can be found on <https://www.robeco.com/en-int/sustainable-investing/sdgs>.

Securities Act

Refers to the US Securities Act of 1933, as may be amended from time to time.

SEK

Swedish Krona

Settlement Day

A day on which the relevant settlement system is open for settlement.

SFTR Regulation

Regulation (EU) 2015/2365 on transparency of securities financing transactions and of reuse and amending Regulation (EU) No 648/2012.

Shares

Shares of each Sub-fund will be offered in registered form. Shares may be issued in fractions.

Shareholder

A holder (person or entity) of Shares.

SGD

Singapore Dollar

Social bonds

Social bonds are "use of proceeds" bonds that raise funds for new and existing projects with positive social outcomes.

Specified US Person

The term "Specified US Person" shall have the same meaning as defined under the Foreign Account Tax Compliance provisions of the U.S. Hiring Incentives to Restore Employment Act enacted in March 2010 (FATCA). It is a US Person that is in scope for FATCA Reporting and can include any US individual (e.g. US citizen, resident, green card holder, etc.) and/or US entity (e.g. US corporation, partnership, etc.)

Strategic Theme Reference

The Strategic Theme Reference (STR) is a representative replication of the universe of stocks in which the theme can invest, to serve as an internal benchmark for portfolio management as well as for risk management purposes. The STR is constructed using an adjusted market capitalization methodology with a rebalancing twice a year. More information is available at <https://www.robeco.com/files/docm/docu-robeco-thematic-strategy-framework.pdf>.

Sub-fund(s)

The Fund offers investors a choice of investment in one or more Sub-funds which are distinguished mainly by their specific investment policy subject to the general restrictions which are applicable to the Fund and its Sub-funds. The specifications of each Sub-fund are described in Appendix I – Information per Sub-fund.

The Directors of the Company may at any time establish new Sub-funds.

Subscription for Shares

Shares will be issued at the offer price per Share of the corresponding Sub-fund, which will be based on the Net Asset Value per (Class of) Share as of the relevant Valuation Day, calculated in accordance with the Articles of Incorporation of the Company, plus any applicable sales charge.

Sustainability bonds

Sustainability bonds are bonds where the proceeds will be exclusively applied to finance or re-finance a combination of green and social projects.

Sustainability-linked bonds

Any type of bond instrument for which the financial and/or structural characteristics can vary depending on whether the issuer achieves predefined sustainability or ESG objectives.

Sustainability Risk

Sustainability risk, as further described in Section 4. "Risk Considerations", means an environmental, social or governance event or condition that, if it occurs, could cause an actual or a potential material negative impact on the value of the investment. More information with regards to the sustainability risk classification can be found on <https://www.robeco.com/files/docm/docu-robeco-sustainability-risk-policy.pdf>.

Sustainable Finance Disclosure Regulation (SFDR)

Regulation (EU) 2019/2088 of the European Parliament and of the Council of 27 November 2019 on sustainability-related disclosures in the financial services sector.

Switch of Shares

With the exception of the RMB denominated Share Classes, any Shareholder may request the switch of all or part of his Shares to Shares of another Sub-fund or to Shares of another Class of the same Sub-fund.

Taxonomy

The EU taxonomy is a classification system, establishing a list of environmentally sustainable economic activities. The EU Taxonomy Regulation was published in the Official Journal of the European Union on 22 June 2020 and entered into force on 12 July 2020.

Transition-related Investments contributing to the goals of the Paris Agreement

Investments that measurably and credibly contribute to the goals of the Paris Agreement. Transition-related investments contributing to these objectives are defined as:

- investments in entities that have credible emission reduction targets, aligning with the goals of the Paris Agreement, and demonstrate the credibility of those targets. Such investments hold an 'aligned' or 'aligning' assessment based on the internally developed Robeco Climate Traffic Light, which is a forward-looking assessment of a company's alignment with the goals of the Paris Agreement, taking into consideration the "common but differentiated responsibilities" of different nations.
- investments in entities that provide solutions to enable climate change mitigation. Such investments hold a positive Climate Solutions Score, which identifies entities with activities that enable the mitigation of climate change, based on an internally developed framework.

More information on the methodology of the Robeco Climate Traffic Light and Climate Solutions Score can be found here: <https://www.robeco.com/files/docm/docu-robeco-forward-looking-climate-analytics.pdf>

Transition-related Investments with an Environmental and/or Social objective

Investments that measurably and credibly contribute to the transition to a sustainable economy. Transition-related investments with environmental and/or social objectives are defined as:

- investments in eligible Green, Social and Sustainability Bonds as defined by internally developed Robeco ESG Bond Frameworks, which comprise five steps aimed at ensuring that the bonds make a credible contribution to the transition to an environmentally and/or socially sustainable economy. More information on the individual framework applicable to green, social and sustainability bonds can be found in the Robeco ESG Bond Frameworks accessible here: <https://www.robeco.com/files/docm/docu-robeco-esg-bond-frameworks.pdf>.

TRS

Total Return Swap

UCI

An Undertaking for Collective Investment.

UCITS

An Undertaking for Collective Investment in Transferable Securities.

United Nations Global Compact (UNGC)

These are the ten Principles of the United Nations Global Compact (UNGC) that are provided for responsible business and are derived from the Universal Declaration of Human Rights, the International Labour Organization's Declaration on Fundamental

Principles and Rights at Work, the Rio Declaration on Environment and Development, and the United Nations Convention Against Corruption.

United Nations Guiding Principles (UNGP)

The UN Guiding Principles (UNGP) on Business and Human Rights are a set of guidelines for States and companies to prevent, address and remedy human rights abuses committed in business operations.

USD

United States Dollar

US Person

The term "US Person" shall have the same meaning as in Regulation S as defined above which is the following:

- i) any natural person resident in the United States;
- ii) any partnership or corporation organized or incorporated under the laws of the United States;
- iii) any estate of which any executor or administrator is a US Person;
- iv) any agency or branch of a foreign entity located in the United States;
- v) any non-discretionary account or similar account (other than an estate or trust) held by a dealer or other fiduciary for the benefit or account of a US Person;
- vi) any discretionary account or similar account (other than an estate or trust) held by a dealer or other fiduciary organized, incorporated, or (if an individual) resident in the United States;
- vii) any partnership or corporation if:
 - A. organized or incorporated under the laws of any foreign jurisdiction; and
 - B. formed by a US Person principally for the purpose of investing in securities not registered under the Act, unless it is organized or incorporated, and owned, by accredited investors who are not natural persons, estates or trusts.

Valuation Day

Valuation Day is a day on which or for which a Sub-fund accepts dealing requests and as of which an NAV per Share for each Share Class is calculated. If dealing requests have to be submitted in advance of the Valuation Day for which the order is made, this will be disclosed in Appendix I.

Subject to any further restrictions specified for a Sub-fund in Appendix I, a Valuation Day is a week day other than a day on which any exchange or market on which a substantial portion of a Sub-fund's investments is traded, is closed. When dealings on any such exchange or market are restricted or suspended, the Company may, in consideration of prevailing market conditions or other relevant factors, decide that a particular day will not be a Valuation Day. In addition, the day immediately preceding such a relevant market condition may be a non-valuation day for Sub-funds, in particular where the Cut-off time occurs at a time when the relevant markets are already closed to trading, so that the Sub-funds will be unable to take appropriate actions in the underlying market(s) to reflect investments in or divestments out of Shares made on that day. These additional non-valuation days are available on www.robeco.com/riam.

By exception to the above, an NAV per Share for each Share Class will be calculated and published for the last weekday of the year for Sub-funds that have a non-Valuation Day on the last weekday of the year. No dealing requests will however be accepted for these Sub-funds on such day.

For a list of expected non-dealing and non-valuation days, please visit www.robeco.com/riam

ZAR

South African Rand.

DIRECTORS AND ADMINISTRATION

| | |
|---|--|
| Board of Directors: | <p>Mr. J.H. van den Akker (Director/Chairman) Mr. C.M.A. Hertz (Director) Mr. P.F. Van der Worp (Director) Mrs. J.F. Wilkinson (Director) Mr. I.R.M. Frielink (Director)</p> |
| <p>J.H. van den Akker, P.F. Van der Worp and I.R.M. Frielink are employees of Robeco Nederland B.V. (Affiliated Entity). C.M.A. Hertz and J.F. Wilkinson are independent directors.</p> | |
| Registered Office: | <p>6, route de Trèves L-2633 Senningerberg Grand Duchy of Luxembourg</p> |
| Postal Address: | <p>6H, route de Trèves L-2633 Senningerberg Grand Duchy of Luxembourg</p> |
| Management Company: | <p>Robeco Institutional Asset Management B.V. Weena 850 NL-3014 DA Rotterdam The Netherlands</p> |
| Auditor: | <p>KPMG Audit, <i>S.à r.l.</i> 39, avenue J.F. Kennedy L-1855 Luxembourg Grand Duchy of Luxembourg</p> |
| Depository: | <p>J.P. Morgan SE, Luxembourg Branch 6 route de Trèves L-2633 Senningerberg Grand Duchy of Luxembourg</p> |
| Administration Agent, Lending Agent, Domiciliary Agent, Listing Agent, Registrar and Principal Paying Agent: | <p>J.P. Morgan SE, Luxembourg Branch 6 route de Trèves L-2633 Senningerberg Grand Duchy of Luxembourg</p> |
| Portfolio Managers: | <p>Boston Partners Global Investors Inc. One Grand Central Place, 60 East 42nd Street, Suite 1550 USA – New York, NY 10165 United States of America</p> <p>Gravis Capital Management Limited 24 Savile Row, London, W1S 2ES United Kingdom</p> <p>Robeco Hong Kong Ltd 2704-07, 27F, Man Yee Building, 68 Des Voeux Road Central, Central, Hong Kong</p> <p>Robeco Schweiz AG Josefstrasse 218 8005 Zurich Switzerland</p> |

Global Distributor:

Robeco Singapore Private Ltd
12 Marina View, #10-02, Asia Square Tower 2
018961 Singapore
Singapore

Robeco Institutional Asset Management B.V.
Weena 850
NL-3014 DA Rotterdam
The Netherlands

SECTION 1 – THE FUND

1.1 Summary

Robeco Capital Growth Funds is established for an unlimited period of time as an open-ended investment company, *a société d'investissement à capital variable*, based in Luxembourg, issuing and redeeming its Shares on demand at prices based on the respective Net Asset Values.

The Company takes the form of an umbrella fund. It is made up of several Sub-funds each representing a securities portfolio and other assets and liabilities corresponding to a different investment policy. The Board of Directors has authority to issue different Classes of Shares within each of the Sub-funds.

The Directors of the Company may at any time establish new Sub-funds and/or may decide upon the issue of the following Classes of Shares:

| Regular Share Classes | Accumulating Classes | | Distribution Classes | | |
|------------------------------|----------------------|---|--|----------------------------|-----------------|
| <i>Additional attributes</i> | <i>Normal</i> | <i>Variant</i> | <i>Quarterly</i> | <i>Monthly</i> | <i>Annually</i> |
| Standard | D | A/M/ML/DCo /DL/D2/D2L/ M2 | B/Ba/BL/ A1/MB/D3/ D3L/M3 | Bx/BxL/ MBx | E |
| Hedged Currency | DH/ODH | AH/MH/ DHC0/DHL/ D2H/D2HL/ M2H/OMH | BH/BHL/BaH/ A1H/MBH/ D3H/D3HL/ M3H/ OD3H | BxH/BxHL/ MBxH/ OBxH | EH/OEH/ 2EH |

| Privileged Share Classes | Accumulating Classes | | Distribution Classes | | |
|------------------------------|----------------------|--------------------------------|----------------------|----------------|--------------------|
| <i>Additional attributes</i> | <i>Normal</i> | <i>Variant</i> | <i>Quarterly</i> | <i>Monthly</i> | <i>Annually</i> |
| Standard | F | FCo/FL/F2/S/ SL/X | C/CL | Cx/CxL | G/GL/XG/SE |
| Hedged Currency | FH/OFH/ 2FH | FHC0/FHL/ F2H/SH/SHL/ XH | CH/CHL/ OCH/2CH | CxH/CxHL | GH/GHL/ XGH/SEH |

| Institutional Share Classes | Accumulating Classes | | Distribution Classes | | |
|------------------------------|----------------------|--|----------------------|-------------------------------|---|
| <i>Additional attributes</i> | <i>Normal</i> | <i>Variant</i> | <i>Quarterly</i> | <i>Monthly</i> | <i>Annually</i> |
| Standard | I | J/Z/ZL/Z2/ICo /IL/IM/IML/K/ Y/K1/K2/K3 | IB/IBL/IMB/ ZB | IBx/IBxL/IEx | IE/IEL/KE/YE /K1E/K2E/ K3E |
| Hedged Currency | IH/IHHI/ OIH/2IH | ZH/ZHL/Z2H/ IHC0/IHL/IMH /IMHL/KH/YH /K1H/K2H/ K3H | IBH/IBHL/ZBH | IBxH/IBxHL /IExH/ IMBxH | IEH/ZEH/ OIEH/YEH/ K1EH/K2EH/ K3EH |

The aforementioned Share Classes in this Prospectus may be denominated in one or more of the following currencies: EUR, USD, GBP, CHF, JPY, CAD, RMB, MXN, HKD, SGD, SEK, NOK, DKK, AUD, ZAR, BRL and ILS. The fees of aforementioned Share Classes will be set per Sub-fund and independently of the denomination of the Share Class. For example, a D EUR share class of Sub-fund A will have the same fee structure as a D USD share class of Sub-fund A. In Appendix I a complete overview of the available Share Classes per Sub-fund as at the date of the Prospectus is provided.

The Directors of the Company may at any time decide to issue within any Sub-fund additional Classes of Shares as above described and denominated in one of these currencies.

A complete list of all available Share classes may be obtained, free of charge and upon request, from the registered office of the Company in Senningerberg, Grand Duchy of Luxembourg.

The Directors of the Company will determine the investment policy of each Sub-fund. The Directors of the Company have delegated to the Management Company the implementation of the policies as further detailed hereinafter.

Shares of each Sub-fund will be issued at a price based on the Net Asset Value per Share of the relevant Sub-fund or Class plus a sales charge as determined in the chapter "Issue of Shares". Shares, upon request, will be redeemed at a price based upon the Net Asset Value per Share of the relevant Sub-fund or Class. Shares will be issued in registered form only. The latest offer and redemption prices are available at the registered office of the Company.

Certain Share Classes are or will be listed on the Luxembourg Stock Exchange.

1.2 Legal entity

The Company as a whole constitutes a single legal entity but the assets of any one Sub-fund will only be available to satisfy the rights of Investors in relation to that Sub-fund and the rights of creditors whose claims have arisen in connection with the creation, operation or liquidation of the Sub-fund. For the purpose of the relations as between Shareholders, each Sub-fund is deemed to be a separate entity.

SECTION 2 – THE SHARES

2.1 Classes of Shares

Regular Share Classes

Class 'D' and 'DH' Shares are available for all Investors.

Class 'DCo' and 'DHCo' Shares are available for all Investors and are Carbon Offsetting Shares as further described below.

The Distribution Classes of Shares as well as 'ODH', 'OMH', 'ML', 'M', 'A', 'AH', 'D2', 'D2H', 'MH', 'M2', and 'M2H' Shares will be available in certain countries, subject to the relevant regulatory approval, through specific distributors, selected by the Company.

Class 'DL' and 'DHL' Shares are only available for Investors selected by the Company.

| Regular Share Classes | Accumulating Classes | | Distribution Classes | | |
|------------------------------|----------------------|---|--|----------------------------|-----------------|
| | <i>Normal</i> | <i>Variant</i> | <i>Quarterly</i> | <i>Monthly</i> | <i>Annually</i> |
| <i>Additional attributes</i> | | | | | |
| Standard | D | A/M/ML/DCo /DL/D2/D2L/ M2 | B/Ba/BL/ A1/MB/D3/ D3L/M3 | Bx/BxL/ MBx | E |
| Hedged Currency | DH/ODH | AH/MH/ DHCo/DHL/D 2H/D2HL/ M2H/OMH | BH/BHL/Ba H/A1H/MB H/D3H/D3 HL/ M3H/OD3H | BxH/BxHL /MBxH/ OBxH | EH/OEH/2EH |

Privileged Share Classes

Privileged Share Classes are available for all type of Investors. All Privileged Share Classes will be available, subject to the relevant regulatory approval, through specific distributors in the framework of the services they provide, where the acceptance of retrocession fees is not allowed according to regulatory requirements or based on contractual arrangements with their clients.

Privileged Share Classes will be Share Classes on which the Company will not pay distribution fees.

| Privileged Share Classes | Accumulating Classes | | Distribution Classes | | |
|------------------------------|----------------------|--------------------------------|----------------------|----------------|--------------------|
| | <i>Normal</i> | <i>Variant</i> | <i>Quarterly</i> | <i>Monthly</i> | <i>Annually</i> |
| <i>Additional attributes</i> | | | | | |
| Standard | F | FCo/FL/F2/ S/SL/X | C/CL | Cx/CxL | G/GL/XG/SE |
| Hedged Currency | FH/ OFH/2FH | FHCo/FHL/ F2H/ SH/SHL/XH | CH/CHL/ OCH/2CH | CxH/CxHL | GH/GHL/XGH /SEH |

Class 'FCo' and 'FHCo' are Carbon Offsetting Shares as further described below.

Class 'S', 'SE', 'SEH' and/or 'SH' Shares are only available for Investors selected by the Company and are issued exclusively to Investors which subscribe for shares in a new Sub-fund at its launch date or until the subscription volume of the S-Shares in this Sub-fund totals a, by the Company, pre-defined amount. If this volume is reached on the first Valuation Day of the launch of the new Sub-fund, the subscription of S-shares made on the same banking day shall be permitted also when the pre-defined amount is exceeded. If the pre-defined volume has not been reached within three (3) months of the launch of the new Sub-fund, the Company may, at its sole discretion, reject further subscriptions of 'S', 'SE', 'SEH' and/or 'SH' Shares and close the Share Class.

Class 'X' and/or 'XH' Shares are only available for Investors selected by the Company and are issued at the discretion of the Company exclusively to Investors which subscribe or have committed to subscribe for an amount of EUR 200 million or equivalent in any Sub-fund(s) or within specific Sub-fund(s) to be determined at the discretion of the Company and holding an amount of EUR 2 billion or equivalent in any UCITS managed by RIAM. The Company may review from time to time the subscription amount and holding amount required to issue these Classes of Shares. If it appears that an Investor does not meet the criteria aforementioned, the Company will switch the relevant Shares into privileged Class of Shares which is not restricted, provided that there exists such

a Class of Shares with similar characteristics within the same Sub-fund but not necessarily in terms of the fees, taxes and expenses payable by such Share Class.

Class 'F2', and 'F2H' Shares are only available to Investors selected by the Company based on criteria such as specific markets or regions or specific arrangement agreements with members of an Affiliated Entity.

Institutional Share Classes

The possession, redemption and transfer of Institutional Classes of Shares is limited to Institutional Investors, as defined from time to time by the Luxembourg supervisory authority. Currently the following Investors are classified as Institutional Investors: pension funds, insurance companies, credit institutions, collective investment undertakings and other professional institutions of the financial sector; credit institutions and other professionals of the financial sector investing in their own name but on behalf of another party on the basis of a discretionary management relationship are also considered as Institutional Investors, even if the third party on behalf of which the investment is undertaken is not itself an Institutional Investor. The Company will not issue Institutional Classes of Shares or contribute to the transfer of Institutional Classes of Shares to non-institutional Investors. If it appears that Institutional Classes of Shares are being held by non-institutional Investors, the Company will switch the relevant Shares into Shares of a Class of Shares which is not restricted to Institutional Investors (provided that there exists such a Class of Shares with similar characteristics within the same Sub-fund but not necessarily in terms of the fees, taxes and expenses payable by such Share Class) or compulsorily redeem the relevant Shares in accordance with the provisions foreseen in the Articles of Incorporation

| Institutional Share Classes | Accumulating Classes | | Distribution Classes | | |
|------------------------------|-------------------------|--|----------------------|-------------------------------|--|
| <i>Additional attributes</i> | <i>Normal</i> | <i>Variant</i> | <i>Quarterly</i> | <i>Monthly</i> | <i>Annually</i> |
| Standard | I | J/Z/ZL/Z2/ ICo/IL/IM/IM L/K/Y/K1/K2/ K3 | IB/IBL/IMB/ ZB | IBx/IBxL/ IEx | IE/ IEL/KE/YE/ K1E/K2E/K3E |
| Hedged Currency | IH/ IHHi/ OIH/2IH | ZH/ZHL/Z2H /IHC0/IHL/ IMH/IMHL/ KH/YH/K1H/ K2H/K3H | IBH/IBHL/ZBH | IBxH/IBxHL /IExH/ IMBxH | IEH/ ZEH/ OIEH/YEH/ K1EH/K2EH/ K3EH |

Class 'ICo' and 'IHC0' are Carbon Offsetting Shares as further described below.

Class 'K', 'KH' and 'KE' Shares will only be available for:

- (i) Institutional Investors who have entered into a suitable agreement with an Affiliated Entity in which specific reference is made to Class 'K', 'KH' or 'KE' Shares.

The ultimate decision whether an Institutional Investor qualifies for Class 'K', 'KH' or 'KE' Shares is at the discretion of the Company.

Class 'Z', 'ZH', 'Z2', 'Z2H', 'ZEH', 'ZB' and 'ZBH' Shares will only be available for:

- (i) Institutional Investors who are an Affiliated Entity;
- (ii) Institutional Investors which consist of Investment Fund(s) and/or investment structure(s) which are (co-) managed and/or (sub-)advised by an Affiliated Entity;
- (iii) Institutional Investors who are institutional clients of an Affiliated Entity and are as such subject to separate (management, advisory or other) fees payable to such Affiliated Entity.

The ultimate decision whether an Institutional Investor qualifies for Class 'Z', 'ZH', 'Z2', 'Z2H', 'ZEH', 'ZB' or 'ZBH' Shares is at the discretion of the Company.

Class 'Z', 'ZH', 'Z2', 'Z2H', 'ZEH', 'ZB' and 'ZBH' Shares are designed to accommodate an alternative charging structure whereby a management, performance and/or service fee normally charged to the Sub-fund and then reflected in the Net Asset Value is

instead administratively levied and collected by such Affiliated Entity directly from the Shareholder. The fee is therefore listed as nil in the tables mentioned in due to it not being levied on the Sub-fund (or on the Share Class-level).

Class 'J' Share is only available for Investors in Japan, subject to relevant regulatory approval, through specific distributors, selected by the Company. The J USD-shares and J JPY-shares have a minimum initial subscription amount of USD 1,000,000, JPY 100,000,000 respectively.

All Institutional Classes of Shares, except 'J', 'Z', 'ZH', 'Z2', 'Z2H', 'ZB', 'ZEH' and 'ZBH' have a minimum holding amount of (the equivalent of) EUR 500,000. The Company can waive this minimum holding amount at its discretion. When the minimum holding amount is not met, the Company may (1) switch the relevant Shares into Shares of a Class of Shares which do not have any minimum holding amount applicable (provided that there exists such a Class of Shares with similar characteristics within the same Sub-fund but not necessarily in terms of the fees, taxes and expenses payable by such Share Class) or (2) waive / reduce the minimum holding amount at its discretion taking into account the total assets under management the investor holds in Robeco funds and / or the undertaking of the investor to increase its holdings within a specified period of time. Other Classes of Shares (except for Class 'J' Shares) do have a minimum holding amount of one Share.

Class 'IL', 'IHL', 'IM', 'IMB' and 'IMH' Shares are only available to Institutional Investors selected by the Company based on criteria such as specific markets or regions or specific arrangement agreements with members of an Affiliated Entity.

Class 'K1', 'K1H', 'K1E' and/or 'K1EH' Shares are only available for Investors selected by the Company and are issued at the discretion of the Company exclusively to Investors which subscribe or have committed to subscribe for an amount of EUR 50 million or equivalent in any Sub-fund(s) or within specific Sub-fund(s) to be determined at the discretion of the Company.

Class 'K2', 'K2H', 'K2E' and/or 'K2EH' Shares are only available for Investors selected by the Company and are issued at the discretion of the Company exclusively to Investors which subscribe or have committed to subscribe for an amount of EUR 100 million or equivalent in any Sub-fund(s) or within specific Sub-fund(s) to be determined at the discretion of the Company.

Class 'K3', 'K3H', 'K3E' and/or 'K3EH' Shares are only available for Investors selected by the Company and are issued at the discretion of the Company exclusively to Investors which subscribe or have committed to subscribe for an amount of EUR 200 million or equivalent in any Sub-fund(s) or within specific Sub-fund(s) to be determined at the discretion of the Company.

Class 'Y', 'YH', 'YE' and/or 'YEH' Shares are only available for Investors selected by the Company and are issued at the discretion of the Company exclusively to Investors which subscribe or have committed to subscribe for an amount of EUR 200 million or equivalent in any Sub-fund(s) or within specific Sub-fund(s) to be determined at the discretion of the Company and holding an amount of EUR 2 billion or equivalent in any UCITS managed by RIAM.

With regards to Class 'K1', 'K1H', 'K1E', 'K1EH', 'K2', 'K2H', 'K2E', 'K2EH', 'K3', 'K3H', 'K3E', 'K3EH', 'Y', 'YH', 'YE' and/or 'YEH' Shares, the Company may review from time to time the subscription amount and holding amount (if any) required to issue these Classes of Shares. If it appears that an Investor does not meet the criteria aforementioned, the Company will switch the relevant Shares into an institutional Class of Shares which is not restricted, provided that there exists such a Class of Shares with similar characteristics within the same Sub-fund but not necessarily in terms of the fees, taxes and expenses payable by such Share Class.

Additional information can be obtained at the registered office of the Company.

Carbon Offsetting Share Classes

Carbon Offsetting Share Classes provide Investors with the opportunity to compensate greenhouse gas ('GHG') emissions from investments in a specific Share Class of a Sub-fund. The objective of Carbon Offsetting Share Classes is to take a step further towards reducing Carbon footprint of an Investor in an existing Sub-fund that is following a clear decarbonisation strategy.

Carbon Offsetting Share Classes are solely available to existing investment strategies of Sub-funds with a Paris-Aligned Benchmark or a Climate Transition Benchmark.

A Carbon Offset Expense is accrued for Carbon Offsetting Share Classes. With this Carbon Offset Expense, the Management Company will, in its full discretion, select Carbon Crediting Programs and purchase and retire Carbon Credits (the Carbon Offset Expense is further described in section 3.1 "[Fees and Expenses](#)" of this Prospectus).

Calculation of CO2 emissions

The greenhouse gas emissions of a company, expressed in CO2-equivalent emissions, can be measured by distinguishing between three sub-categories ("Scopes").

- Scope 1 concerns the company's direct emissions;

- Scope 2 concerns indirect emissions resulting from the company's activities; and
- Scope 3 concerns emissions that the company is indirectly responsible for from the use of products (downstream) as well as from procurement (upstream).

Inclusion of Scope 3 can lead to double-counting. The Management Company will therefore not take the Scope 3 emissions into account for Carbon Offsetting Share Classes.

The exposure on money market instruments, derivatives, and/or government related bonds are not taken into account in the calculation, which may result in an underestimation of the actual Carbon footprint of a Carbon Offsetting Share Class.

For each Carbon Offsetting Share Class, the Management Company shall calculate the amount of financed greenhouse gasses in tons of CO₂ equivalents attributable to that Carbon Offsetting Share Class.

For each Carbon Offsetting Share Classes, an additional Carbon Offset Expense (USD or EUR) shall be incurred which shall be applied by the Management Company to purchase and retire Carbon Credits. More details as well as a calculation example are included in section 3.1 "[Fees and Expenses](#)".

Carbon Offsetting

Carbon Offsetting Share Classes are implemented via a separate service provided by the Management Company, whereby the Management Company purchases and immediately retires Carbon Credits.

Given the diverging quality and heterogeneity of the voluntary carbon market, the Management Company has established an approach to assess the quality of a project behind a Carbon Credit. In this approach, the Management Company chooses a project based on the assessment of amongst others the project's emission reduction objectives as well as its social and environmental co-benefits. Additionally, the Management Company employs external independent rating providers to assess the quality on the project available, which may be financed from the Carbon Offset Expense. The projects selected by the Management Company to offset the Carbon footprint for their operational emission footprint and the residual footprint of the Carbon Offsetting Share Classes along with their description are available at: www.robeco.com/en/carbon-compensation.

It is highlighted that Carbon Credit projects are only assessed for quality and risk purposes post the footprint is ascertained for a previous quarter. This is done to ensure there is backward looking known Carbon footprint data and does not entail holding any pre-purchased Carbon Credits.

Towards managing risk associated with carbon credit project quality, the Management Company follows a tiered approach. Firstly, the Management Company looks at sourcing of Carbon Credits from projects that pass through certification by bodies that are accredited by the International Carbon Reduction and Offset Alliance (ICROA) (such as Gold Standard (<https://www.goldstandard.org/>) and VERRA (<https://verra.org/programs/verified-carbon-standard/>)). The Management Company then aims to procure such credits only from partners, who perform due diligence on any project they offer on their platforms. Secondly, the Management Company applies Robeco's own quality framework on the projects and perform due diligence ourselves. Thirdly, the Management Company makes use of a specialised external rating providers, to perform independent quality assessments of the projects that the Management Company has shortlisted.

For the calculation of emissions of the underlying portfolio and the Carbon Offset Expense, the Management Company makes use of external data providers. The Management Company conducts qualification assessments on data vendors, in order to ensure quality and reliability of the data before integration. The principle for data validation is that ownership of data quality assurance is with the data provider and that the extent of manual research is minimised. The Management Company utilises multiple carbon datasets from different vendors while also maintaining high standards of data validation, ensuring the accuracy and suitability of the data for carbon reporting and portfolio steering purposes. The Carbon Offset Expense is set at such a level that it aims to achieve a complete offset of the Carbon footprint (Scope 1 and 2). However, such full offset cannot be guaranteed given timing differences such as lag in disclosing actual Carbon footprint by companies, data providers reporting such footprint to users, potential poor data quality, and the general availability of high quality Carbon Credit projects. Depending on the accrued Carbon Offset Expense and prevailing market prices of Carbon Crediting Programs, the offset in terms of tons of CO₂ may be less or more than the actual financed emissions of the underlying portfolio.

Investors should note that, in no case, the purchase of Carbon Credits is done as part of the investment policy of the relevant Sub-fund. The Carbon Credits will be purchased by the Management Company on its own behalf.

Voluntary Emission Reduction certificates and Certified Emission Reduction certificates

In order to compensate greenhouse gas ("GHG") emissions from investments in Carbon Offsetting Share class, the Management Company selects projects to purchase Voluntary Emission Reduction (VERs) certificates and Certified Emission Reduction (CERs) certificates from. After selection of such projects, these may be of less quality than initially anticipated and/or not in line with best market practices on quality of VERs and CERs.

| Carbon Offsetting Share Classes | Classes | Accumulating Classes | |
|---------------------------------|---------------|----------------------|--------------------|
| <i>Additional attributes</i> | | <i>Normal</i> | <i>Hedged (H*)</i> |
| Carbon Offsetting | Retail | DCo | DHCo |
| Carbon Offsetting | Privileged | FCo | FHCo |
| Carbon Offsetting | Institutional | ICo | IHCo |

* Share classes with suffix "H" refer to Currency Hedged Share Classes as further explained below.

Hedging Transactions for certain Classes

Currency Hedged Share Classes:

| Currency Hedged Share Classes (H) | Classes | Accumulating Classes | | Distribution Classes | | |
|-----------------------------------|---------------|------------------------------|-------------------------------|---------------------------------|----------------|------------------|
| <i>Additional attributes</i> | | <i>Normal</i> | <i>Variant</i> | <i>Quarterly</i> | <i>Monthly</i> | <i>Annually</i> |
| Hedged Currency | Retail | DH/DHCP/ ODH | AH/MH/ DHL/D2H/ M2H/OMH | BH/BaH/A 1H/D3H/M 3H/OD3H | BxH/OBxH | EH/OEH/ 2EH |
| Hedged Currency | Privileged | FH/FHCO/ OFH/2FH | FHL/SH/X H | CH/OCH/2 CH | CxH | GH/XGH/S EH |
| Hedged Currency | Institutional | IH/IHCO/I HHI/OIH/2 IH | ZH/Z2H/IH L/ IMH/KH | IBH/ZBH | IBxH IExH | IEH/ZEH/O IEH |

In general, Currency Hedged Share Classes engage in currency hedging transactions to minimize undesired performance impact due to exchange rate fluctuations of the currency of the share class.

These hedging transactions will be undertaken at class level and are to be distinguished from active currency hedging positions used in the management of the portfolio.

The Company offers three types of Currency Hedged Share Classes:

1. Portfolio hedged Share Classes
The aim is to limit investors' currency risk by reducing the effect of exchange rate fluctuations between the Share Class currency and the currencies in which the Sub-fund's assets are denominated or to which they are exposed.
2. Benchmark hedged Share Classes
The aim is to limit investors' currency risk by reducing the effect of exchange rate fluctuations between the Share Class currency and the currencies in which the holdings of the Benchmark of the Sub-fund are denominated. Although in general the composition of the Benchmark is expected to be aligned with the portfolio of the Sub-fund, the currency exposures that are contained within the Benchmark, including the individual currencies themselves, may from time to time differ from those of the Sub-fund. This may result in certain individual currencies being over or under hedged. Note that Benchmark hedged Share Classes do not hedge the active currency positions within a Sub-fund.
3. NAV hedged Share classes
The aim is to limit investors' currency risk by reducing the effect of exchange rate fluctuations between the Sub-fund's Base Currency and the currency of the Share Class.

Information about the type of currency hedging applied is provided expressly in the specifications of the Sub-funds as described in Appendix I. The hedging strategy selected for a Sub-fund among the above three options will apply for all classes of a given Sub-fund.

The Company intends in normal circumstances to hedge not less than 95% and not more than 105% of the targeted currency exposure. Whenever changes in the value of such assets or in the level of subscriptions for, or redemptions of, Shares of the above named Classes may cause the hedging coverage to fall below 95% or exceed 105% of such assets, the Company intends to engage in transactions in order to bring the hedging coverage back within those limits. For fixed income Sub-funds that have

a Benchmark the hedge rebalance frequency of the Currency Hedged Share Class will in general be aligned with the hedge rebalance frequency of its hedged Benchmark (e.g. monthly).

The hedging activities for the Currency Hedged Share Classes will incur additional transaction costs. These transaction costs may include a charge for the authorized hedging agent of a maximum of 0.03% per annum over the hedged assets. The cost and resultant profit or loss on the hedging transaction shall be for the account of the Currency Hedged Share Class only and will be reflected in the NAV per Share of any such Class.

If liquid instruments to hedge certain currencies are not available, the relevant Sub-fund may hedge other (correlated) currencies.

The Currency Hedged Share Class will not remove the interest rate differences between the currency pairs as the pricing of the hedging transactions will, at least in part, reflect those interest rate differences. There is no assurance that the hedging strategies employed will be effective in fully eliminating the undesired currency exposure.

Where relevant, these hedging transactions may be entered into whether the Share Class currency is declining or increasing in value relative to the hedged currency and so, where such hedging is undertaken it may substantially protect Investors in the relevant Share Class against a decrease in the value of the hedged currency relative to the Share Class currency, but it may also preclude Investors from benefiting from an increase in the value of hedged currencies.

2.2 Dividend policy

The general policy regarding the appropriation of net income and capital gains is as follows:

1. For the *accumulating Classes of Shares* (collectively or individually "Capital Growth Classes").
Income will be automatically reinvested and added to the relevant Sub-fund and will thus contribute to a further increase in value of the total net assets.
2. For the *distributing Classes of Shares* (collectively or individually "Distributing Classes").
After the end of the Financial Year, the Company can recommend what distribution shall be made from the net investment income and net capital gains attributable to the Distributing Classes. The annual general meeting of Shareholders will determine the dividend payment. The Company may decide to distribute interim dividends, in accordance with Luxembourg law.
3. General remarks
The Company may at its discretion pay dividend out of the capital attributable to the Distributing Classes.

Payment of dividends out of capital amounts to a return or withdrawal of part of an Investor's original investment or from any capital gains attributable to that original investment. Any distributions of dividends may result in an immediate reduction of the Net Asset Value per Share of the relevant Distributing Classes.

The distribution amount and NAV of a Currency hedged share class may be adversely affected by differences in the interest rates of the reference currency of the Currency hedged share class and the Sub-fund's base currency, which may result in an increase in the amount of distribution that is paid out of capital and hence a greater erosion of capital than for other share classes.

As provided by law, the Company may decide to distribute dividends with no other limit than the obligation that any such dividend distribution does not reduce the Net Asset Value of the Company below the legal minimum amount.

Similarly, the Company may distribute interim dividends and may decide to pay dividends in Shares.

If dividends are distributed, payments of cash dividends to registered Shareholders will be made in the currency of the relevant Share Class to such Shareholders at the addresses they have given to the Registrar.

Dividend announcements (including names of paying agents) and all other financial notices concerning Robeco Capital Growth Funds shall be published on www.robeco.com/riam and published in those newspapers as the Company shall determine from time to time. Dividends not collected within five years will lapse and accrue for the benefit of the Company in accordance with Luxembourg law.

2.3 Issue of Shares

Shares will be issued at the offer price per Share of the corresponding Sub-fund, which will be based on the Net Asset Value per (Class of) Share(s) as of the Valuation Day, calculated in accordance with the Articles of Incorporation of the Company and Section 2.7 "Calculation of the Net Asset Value", plus an entry charge as further described in Section 3.1 "Fees and Expenses" under 1. "Charges taken before investing".

The Board of Directors may authorize the Shares of the Company to be issued in kind by a transfer of securities, if it is on an equitable basis and not conflicting with the interests of the other Shareholders. The subscribing Shareholder will bear the costs associated with such subscription in kind (including the costs for the establishment of a valuation report by the Auditor, as required by Luxembourg law), unless the Board of Directors considers the subscription in kind to be in the interest of the Shareholders.

The Company reserves the right to refuse and/or cancel any subscription request at any time in its sole discretion.

If, in a jurisdiction in which Shares are sold, any issue or sales taxes become payable to the relevant tax administration, the subscription price will increase by that amount.

The issuance of Shares is subject to the condition that the purchase price is received with good value from the Investor. The offer of Shares by means of this Prospectus is specifically subject to the provisions of Article 6 of the Articles of Incorporation of the Company and acceptance of the following conditions: if the Company has not received (or can reasonably expect not to receive) the subscription monies within the period specified below, the Company, acting in its sole discretion, may decide to (A) initiate legal proceedings against the Investor in order to obtain a court payment order on the unpaid subscription amounts, or (B) use its right to cancel the subscription request in which case the Investor shall have no right whatsoever in relation thereto, or (C) redeem the Shares at the costs and expenses of the Investor without prior notice, to receive the redemption proceeds for the same, off-set these proceeds with the subscription monies that are still due and outstanding as well as any costs or expenses incurred by the Company to enforce the Company's rights, and claim any negative balance from the relevant Investor. Any positive balance will be retained by the Company. In all cases, the defaulting Investor shall be liable towards the Company for the costs of financing the unpaid subscription amounts (if any). Without prejudice to the conditional provision set forth above, Shares are pledged to the benefit of the Company pending the payment of the subscription monies by the Investor.

Any confirmation statement and any monies returnable to the Investor will be retained by the Company pending clearance of remittance.

Applications for Classes of Shares received by the Registrar at its registered office no later than the Cut-off time on the Valuation Day will, if accepted, be dealt with at the offer price based on the Net Asset Value per Share as of the Valuation Day, unless otherwise stated in Appendix I.

Unless otherwise stated in Appendix I, settlement must be made within three Settlement Days after the Valuation Day. If the settlement cannot take place due to the closure of payment systems as a result of a general closure of currency settlement system in the country of the currency of settlement, the settlement will then take place on the next following Settlement Day. The payment must be made by bank transfer to the Principal Paying Agent.

Notwithstanding any section in the Prospectus, the settlement currency for subscriptions and redemptions relating to the BRL (Hedged) Share Classes is USD. The Net Asset Value of the BRL (Hedged) Share Classes shall be published in USD. With respect to the BRL (Hedged) Share Classes, the Company intends to limit the Shareholder's currency risk by reducing the effect of exchange rate fluctuations between the BRL and currency exposures of the Fund.

The Sub-funds may, from time to time, reach a size above which they may, in the view of the Company, become difficult to manage in an optimal manner. If this occurs, no new Shares in the Sub-funds will be issued by the Company. Shareholders should contact their local Robeco Distributor or the Company to enquire on opportunities for ongoing subscriptions (if any).

Shares will only be issued in registered form. The ownership of registered Shares will be established by an entry in the Register of Shareholders maintained by the Registrar. The Investor will receive confirmation of the entry in the Register of Shareholders countersigned by the Registrar.

The Shares of each Sub-fund are upon issue entitled to participate equally in the profits and dividends of the relevant Sub-fund and in its assets and liabilities on liquidation. The Shares, which have no nominal value, carry no preferential or pre-emptive rights and each whole Share is entitled to one vote at all meetings of Shareholders. All Shares of the Company must be fully paid up.

Shares may be issued in fractions up to four decimal places. Rights attached to fractions of Shares are exercised in proportion to the fraction of a Share held.

The Shares can be sold through the sales agents, a bank or a stockbroker. Shares in Robeco Capital Growth Funds can be held through several account systems in accordance with the conditions of these systems. A charge could be levied for purchases and a custody fee could also be charged by these account systems.

Investors may also purchase Shares by using nominee services offered by a distributor operating in compliance with applicable laws and regulations on the fight against money laundering and financing of terrorism. The relevant distributor will subscribe and hold the Shares as a nominee in its own name but for the account of the Investor.

The Company draws the Investors' attention to the fact that any Investor will only be able to fully exercise his Shareholder rights directly against the Company, notably the right to participate in general shareholders' meetings if the Investor is registered himself and in his own name in the Shareholders' register of the Company. Where an Investor invests in the Company through an intermediary investing into the Company in its own name but on behalf of the Investor, it may not always be possible for the Investor to exercise certain Shareholder rights directly against the Company. In that case, Investors should be aware that they cannot fully exercise their rights against the Company without the cooperation of the distributor. Investors who use a nominee service may however issue instructions to the distributor acting as nominee regarding the exercise of votes conferred by their Shares as well as request direct ownership by submitting an appropriate request in writing to the distributor. Investors are advised to take advice on their rights. Furthermore, Investors' rights to indemnification in the event of errors/non-compliance within the meaning of CSSF Circular 24/856 may be affected.

2.4 Switch of Shares

With the exception of the RMB denominated Share Classes, any Shareholder may request the switch of all or part of his Shares to Shares of another Sub-fund or to Shares of another Class of the same Sub-fund available to him through the sales agents, a bank or a stockbroker or directly by advising the Registrar by letter or fax or any other agreed format.

A switch request may not be accepted unless any previous transaction involving the Shares to be switched has been fully settled by the relevant Shareholder.

A Shareholder may not hold less than one Share as a result of a switch request. Unless waived by the Management Company, if, as a result of a switch request, a Shareholder holds less than one Share in a Class of any Sub-fund, his switch request will be treated as an instruction to switch his total holding in the relevant Class.

Barring a suspension of the calculation of the Net Asset Value, the switch will be carried out upon receipt of the request on the Valuation Day in conformity with the conditions as outlined in the Chapters "Issue of Shares" and "Redemption of Shares", at a rate calculated with reference to the Net Asset Value of the Shares of the relevant Sub-funds as of that Valuation Day.

The rate at which all or part of the Shares in a given Class of a Sub-fund (the "original Class") are switched into a Class of Shares of the same or another Sub-fund (the "new Class of Shares") shall be determined according to the following formula:

$$A = \frac{B \times C \times E}{D}$$

A = the number of Shares from the new Class;

B = the number of Shares from the original Class;

C = the Net Asset Value per Share of the original Class on the day in question;

D = the Net Asset Value per Share from the new Class on the day in question; and

E = the exchange rate, used by the Administration Agent, on the day in question between the currency of the Sub-fund to be switched and the currency of the Sub-fund to be assigned.

After the switch, Shareholders will be informed by the Registrar or their sales agents of the number and price of the Shares from the new Class in the (new) Sub-fund which they have obtained from the switch.

2.5 Redemption of Shares

Each Shareholder may at any time request the Company to redeem his Shares subject to the conditions and restrictions laid down in the Articles of Incorporation and in any applicable law. Any Shareholder wishing to redeem part or all of his holding may act

through the sales agents, a bank or a stockbroker or should send directly a request to the Registrar by letter or fax or in any other agreed format.

A request for redemption may not be accepted unless any previous transaction involving the Shares to be redeemed has been fully settled by the relevant Shareholder.

A Shareholder may not hold less than one Share as a result of a request for redemption. Unless waived by the Management Company, if, as a result of a redemption a Shareholder holds less than a Share in a Class in any Sub-fund, his request will be treated as an instruction to redeem his total holding in the relevant Class.

With the consent of the Shareholder(s) concerned, the Board of Directors may authorize the Shares of the Company to be redeemed in kind by a transfer of securities, if it is on an equitable basis and not conflicting with the interests of the other Shareholders. The redeeming Shareholder or a third party will bear the costs associated with such redemption in kind (including the costs for the establishment of a valuation report by the Auditor, as required by Luxembourg law), unless the Board of Directors considers the redemption in kind to be in the interest of the Company or to protect the interest of the Company.

Requests for redemptions for Classes of Shares received by the Registrar no later than the Cut-off time on the Valuation Day will, if accepted, be dealt with at the redemption price based on the Net Asset Value per Share as of the Valuation Day, unless otherwise stated in Appendix I. Requests received after the Cut-off time shall be processed on the next following Valuation Day. The Company may decide to temporarily invoke a period of advance notice that Shareholders must give to the Company when redeeming their Shares in order to give the Company more time to meet redemption requests during exceptionally deteriorated market conditions. Notice of such a notice period will be published on the website www.robeco.com/riam/.

The redemption price per Share will be based on the Net Asset Value per (Class of) Share(s).

The Shares redeemed are cancelled. Payment for redeemed Shares will be made in the currency the relevant Class of Shares is denominated within three Settlement Days after the Valuation Day by transfer to an account maintained by the payee. The redemption price of Shares of any Sub-fund may be more or less than the issue price thereof depending on the Net Asset Value per Share at the time of subscription and redemption.

If in exceptional circumstances the liquidity of a Sub-fund or a Class is not sufficient to enable the payment to be made within such a period, such payment shall be made as soon as reasonably practicable thereafter.

The Shares can be redeemed through the sales agents, a bank or a stockbroker. Shares in Robeco Capital Growth Funds can be held through several account systems in accordance with the conditions of these systems. A charge could be levied for redemptions by these account systems.

If a redemption order is made for a cash amount to a higher value than that of the Shareholder's account then this order will be automatically treated as an order to redeem all of the Shares on the Shareholder's account.

If the requests for redemption (or switch out) received for any Sub-fund for any specific Valuation Day exceed 10% of the net asset value of such Sub-fund, the Company may defer such exceeding redemption requests to be dealt with on the next Valuation Day at the redemption price based on the Net Asset Value per Share calculated on that Valuation Day. On such Valuation Day, deferred redemption requests will be dealt with in priority to later redemption requests.

The Company may extend the period for payment of redemption proceeds in exceptional circumstances to such period, not exceeding thirty bank business days, as shall be necessary to repatriate proceeds of the sale of investments in the event of impediments due to exchange control regulations or similar constraints in the markets in which a substantial part of the assets of the Company shall be invested.

2.6 Prevention of money laundering and financing of terrorism

Pursuant to international rules and Luxembourg laws and regulations (comprising, but not limited to, the amended law of 12 November 2004 on the fight against money laundering and financing of terrorism, the Grand Ducal Regulation dated 1 February 2010, CSSF Regulation 12-02 and various CSSF Circulars concerning the fight against money laundering and terrorist financing, and any respective amendments or replacements) obligations have been imposed on all professionals of the financial sector to prevent the use of UCIs for money laundering and financing of terrorism purposes. As a result of such provisions, the registrar agent of a Luxembourg UCI must ascertain the identity of the subscriber in accordance with Luxembourg laws and regulations. The Company may require subscribers to provide any document it deems necessary to effect such identification. In addition, the Company may request any other information that may be required in order to comply with legal and regulatory obligations, including but not limited to the above mentioned laws and regulations, the CRS Law and the FATCA Law (as defined below).

Shareholders may be requested to provide additional or updated identification documents from time to time pursuant to ongoing client due diligence requirements under relevant laws and regulations. In case of delay or failure by a Shareholder to provide the documents required, the Company, the Management Company and JPM may decide to block the Shareholders' account.

In case of delay or failure by an applicant or Shareholder to provide the documents required, the application for subscription will not be accepted and in case of redemption, payment of redemption proceeds will be delayed. Neither the Company, the Management Company nor JPM have any liability for delays or failure to process deals as a result of the applicant providing no or only incomplete documentation.

The right is reserved by the Company to reject any application for subscription of Shares in whole or in part. If an application is rejected, the application monies or balance thereof will be returned, once sufficient evidence of identification has been produced, at the risk of the applicant and without interest as soon as reasonably practicable, at the cost of the applicant, by bank transfer.

2.7 Calculation of the Net Asset Value

The Net Asset Value per Share of a Class of each Sub-fund of the Company and the issue, switch and redemption price are determined (in the currency the relevant Share Class is denominated), by the Administration Agent as of each Valuation Day. The Net Asset Value per Share of a Class of each Sub-fund shall be calculated by dividing the Sub-fund's assets less liabilities attributed to this Share Class (converted into the Reference currency of the relevant Share Class at exchange rates prevailing on that Valuation Day) by the number of Shares in that Share Class outstanding on the applicable Valuation Day. To the extent feasible, expenses, fees and income will be accrued on a daily basis.

For each Sub-fund, the Company may issue different Classes of Shares, e.g. Capital Growth Classes and Distributing Classes. The latter will entitle Shareholders to a distribution of income. Capital Growth Shares will not entitle Shareholders to a distribution. Income from Capital Growth Shares shall be reflected in their Net Asset Value.

Each time income is distributed on (one of) the Distributing Classes, the Net Asset Value of the Shares in the relevant Class will be reduced by the amount of the distribution (this means the percentage of the Net Asset Value attributable to the relevant Class of Shares will decline), while the Net Asset Value of the Capital Growth Classes will remain unchanged (this means the percentage of the Net Asset Value attributable to the relevant Capital Growth Classes will increase).

The assets of each Sub-fund of the Company will be valued as follows:

- (a) transferable securities, money market instruments and/or financial derivative instruments listed on a Regulated Market, will be valued at the last available price (generally this will be the prices after the specified Cut-off time of the relevant Sub-fund); in the event that there should be several such markets, on the basis of the last available price of the main market for the relevant security or asset. Should the last available market price for a given transferable security, money market instrument and/or financial derivative instrument not truly reflect its fair market value, then that transferable security, money market instrument and/or financial derivative instrument shall be valued on the basis of the probable sales prices which the Company deems is prudent to assume;
- (b) transferable securities and/or money market instruments not listed on a Regulated Market will be valued on the basis of their last available market price. Should the last available market price for a given transferable security and/or money market instrument not truly reflect its fair market value, then that transferable security and/or money market instrument will be valued by the Company on the basis of the probable sales price which the Company deems is prudent to assume;
- (c) the financial derivative instruments which are not listed on a Regulated Market will be valued in a reliable and verifiable manner on a daily basis, in accordance with market practice;
- (d) Shares or units in underlying open-ended investment funds shall be valued at their last available net asset value, reduced by any applicable charges;
- (e) assets or liabilities denominated in other currencies than the currency the relevant Sub-fund of Shares is denominated in will be converted into this currency at the rate of exchange ruling on the relevant Valuation Day;
- (f) in the event that the above mentioned calculation methods are inappropriate or misleading, the Company may adopt any other appropriate valuation principles for the assets of the Company;
- (g) Sub-funds invested in markets which are closed for business at the time the Sub-fund is valued are normally valued using the prices at the previous close of business. Market volatility may result in the latest available prices not accurately reflecting the

fair value of the Sub-fund's investments. This situation could be exploited by Investors who are aware of the direction of market movement, and who might deal to exploit the difference between the next published Net Asset Value and the fair value of the Sub-fund's investments. By these Investors paying less than the fair value for Shares on issue, or receiving more than the fair value on redemption, other Shareholders may suffer a dilution in the value of their investment.

To prevent this, the Company may, during periods of market volatility or in case of (relative) very large net cash flows, adjust the Net Asset Value per Share prior to publication to reflect more accurately the fair value of the Sub-fund's investments.

Swing pricing

Shares will be issued and redeemed on the basis of a single price (the "Price" for the purpose of this paragraph). The Net Asset Value per Share may be adjusted on any Valuation Day in the manner set out below depending on whether or not a Sub-fund is in a net subscription position or in a net redemption position on such Valuation Day to arrive at the Price. This mechanism is also known as swing pricing. Where there is no dealing on a Sub-fund or Share Class of a Sub-fund on any Valuation Day, the Price will be the unadjusted Net Asset Value per Share.

The basis on which the assets of each Sub-fund are valued for the purposes of calculating the Net Asset Value per Share is set out in the paragraph above. However, the actual cost of purchasing or selling financial instruments for a Sub-fund may deviate from the latest available price or net asset value used, as appropriate, in calculating the Net Asset Value per Share due to e.g. bid-ask spreads, market impact, broker commissions, fiscal charges, foreign exchange costs and custody transaction charges. These costs have an adverse effect on the value of a Sub-fund and are known as "dilution".

To protect the existing or remaining Shareholders from the effects of dilution, the Company may, at its discretion, apply swing pricing, where the Net Asset Value per Share is adjusted to account for the estimated costs, expenses and potential impact on security prices that may be incurred to meet the subscriptions or redemptions for a Sub-fund. This adjustment, expressed as a percentage, is also known as the "swing factor".

Swing pricing will increase the Price by the swing factor when the Sub-fund is in a net subscription position and decrease the Price by the swing factor when the Sub-fund is in a net redemption position. The swing factor will be set to such figure as the Company deems appropriate to meet the estimated costs, expenses and potential impact on security prices. The swing factor may vary depending on the order type (net subscription or net redemption), on the underlying financial instruments of the relevant Sub-fund or on the market conditions.

The Price of each Class in the Sub-fund will be calculated separately but any swing factor will in percentage terms affect the Price of each Class in an identical manner. Swing pricing is based on the capital activity at the level of the Sub-fund and does not address the specific circumstances of each individual investor transaction. For the avoidance of doubt, Shareholders placed in the same situation will be treated in an identical manner and The Administration Agent will continue to use the unadjusted Net Asset Value per Share when calculating the expenses based on the Net Asset Value per Share (including any applicable Performance Fee).

The requirement to apply swing pricing will depend upon the volume of subscriptions or redemptions of Shares in the relevant Sub-fund. The Company may at its discretion apply swing pricing if, in their opinion, the existing Shareholders (in case of subscriptions) or remaining Shareholders (in case of redemptions) might otherwise be adversely affected.

The Company applies partial swing pricing, which means that swing pricing is normally applied on any Valuation Day, when the total volume of trading in a Sub-fund's Shares (including both subscriptions and redemptions) exceeds a predefined threshold. The Company will retain the discretion in relation to the circumstances under which to apply swing pricing. The Company will apply swing pricing when it is in the opinion that the interests of Shareholders require so.

The swing factors as well as the threshold levels from which they become applicable may be amended from time to time depending on market conditions or any other situation where the Company is of the opinion that the interests of the Shareholders require such amendment(s). A periodic review will be undertaken in order to verify the appropriateness of the swing factor in view of market conditions.

Generally, the swing factor is not expected to exceed 2% of the Net Asset Value. In exceptional circumstances, the Board of Directors may, in the best interest of Shareholders, decide to temporarily increase the maximum level. Such exceptional circumstances can be triggered by (but are not limited to) high market volatility, disruption of markets or slowdown of the economy caused by terrorist attack or war (or other hostilities), serious pandemic or a natural disaster (such as a hurricane or a super typhoon).

In this case, Shareholders will be notified on the website www.robeco.com/riam/ of any such increase of the maximum swing factor.

Details on swing pricing and actual swing factors can be found on www.robeco.com/riam/

2.8 Temporary Suspension of the determination of the Net Asset Value

The determination of the Net Asset Value and hence the issues, switches and redemptions of Share Classes for one and all Sub-funds, may be limited or suspended in the interest of the Company and its Shareholders if at any time the Board of Directors believes that exceptional circumstances constitute forcible reasons for doing so, for instance:

- (a) if any exchange or Regulated Market on which a substantial portion of any Sub-fund's investments is quoted or dealt in, is closed other than for ordinary holidays, or if dealings on any such exchange or market are restricted or suspended;
- (b) if the disposal of investment by any Sub-fund cannot be effected normally or without seriously prejudicing the interests of the Shareholders or the Company;
- (c) during any breakdown in the communications normally employed in valuing any of the Company's assets or when for any reason the price or value of any of the Company's assets cannot promptly and accurately be ascertained;
- (d) during any period when the Company is unable to repatriate funds for the purpose of making payments on redemption of Shares or during which any transfer of funds involved in the realization or acquisition of investments or payments due on redemption of Shares cannot in the opinion of the Board of Directors be effected at normal rates of exchange;
- (e) in case of a decision to liquidate the Company, a Sub-fund or a Class of Shares hereof on or after the day of publication of the related notice to Shareholders;
- (f) during any period when in the opinion of the Board of Directors there exist circumstances outside of the control of the Company where it would be impracticable or unfair towards the Shareholders to continue dealing in a Sub-fund or a Class of Shares of the Company;
- (g) during any period when the determination of the net asset value per share of investment funds representing a material part of the assets of the relevant Class of Shares is suspended;
- (h) in the case of a merger with another Sub-fund of the Company or of another UCITS (or a Sub-fund thereof), if the Board of Directors deems this to be justified for the protection of the Shareholders; and
- (i) in case of a feeder Sub-fund of the Company, if the net asset value calculation of the master Sub-fund or the Master UCITS is suspended.

Notice of the suspension and lifting of any such suspension will be published on the website www.robeco.com/riam/ and - if appropriate - be published in such newspapers of the countries where the Company's Shares are offered for sale, as decided by the Board of Directors.

Shareholders who have applied to purchase, redeem or switch Share Classes will be notified in writing of any such suspension and promptly informed when it has ceased. During such a period, Shareholders may withdraw, free of charge, their request to purchase, redeem or switch. Such withdrawal notice will only be effective if received before the transactions are executed. Requests that have not been withdrawn will, in principle, be processed on the first Valuation Day after termination of the suspension. Such suspension of Share Classes of any Sub-fund shall have no effect on the calculation of the Net Asset Value, issue, redemption or switch of the Share Classes of any other Sub-fund.

In accordance with the Law, the issue and redemption of Shares shall be prohibited:

- (a) during any period where the Company has no depositary;
- (b) where the Depositary is put into liquidation or declared bankrupt or seeks an arrangement with creditors, a suspension of payment or a controlled management or is the subject of similar proceedings.

2.9 Taxation

Investors should consult their professional advisors on the possible tax and other consequences prior to the investment in a Sub-fund of the Company.

A. Taxation of the Company

There are no Luxembourg income, withholding or capital gains taxes payable by the Company.

The Company is not subject to net wealth tax in Luxembourg.

No stamp duty, capital duty or other tax will be payable in Luxembourg upon the issue of the Shares of the Company.

The Company is, in principle, liable in Luxembourg to a subscription tax ("*taxe d'abonnement*") at the rate of 0.05% per annum (0.01% in case of Institutional Classes of Shares) of its net assets calculated and payable at the end of each quarter. The value of assets represented by units held in other UCIs benefit from an exemption from the *taxe d'abonnement*, provided such units have already been subject to this tax. Additionally as from 1 January 2021, a graduated rate reduction has been introduced for UCIs invested in sustainable economic activities as defined in Article 3 of Regulation (EU) 2020/852 of 18 June 2020 on the establishment of a framework to facilitate sustainable investment, except for the proportion of net assets invested in fossil gas and/or nuclear energy related activities ("Qualifying Activities"). Subject to certain conditions and depending on the percentage of Qualifying Activities in the portfolio, a reduced rate of respectively 0.04%, 0.03%, 0.02% and 0.01% can be applied. The reduced rate applies only to the portion of the Sub-fund's net assets invested in Qualifying Activities as disclosed in accordance with Regulation (EU) 2020/852. The practical requirements for benefitting from the reduced rates are currently being clarified.

Income received by the Company on its investments may be subject to non-recoverable withholding taxes in the countries of origin.

The Company may further be subject to tax on the realised or unrealised capital appreciation of its assets in the countries of origin. The Company may benefit from double tax treaties entered into by Luxembourg, which may provide for exemption from withholding tax or reduction of withholding tax rate. In addition the Company may be subject to transfer taxes on the sale and/or purchase of securities and may also be subject to subscription taxes in countries where shares of the Company are distributed.

Distributions made by the Company are not subject to withholding tax in Luxembourg.

This information is based on the current Luxembourg law, regulations and practice and is subject to changes therein.

As the Company is only eligible to benefit from a limited number of Luxembourg tax treaties, dividends and interest received by the Company as a result of its investments may be subject to withholding taxes in the countries of their origin which are generally irrecoverable as the Company itself is exempt from income tax. Recent European Union case law may, however, reduce the amount of such irrecoverable tax.

B. Taxation of the Shareholders

Luxembourg resident individuals

Capital gains realised on the sale of the Shares by Luxembourg resident individuals Investors who hold the Shares in their personal portfolios (and not as business assets) are generally not subject to Luxembourg income tax except if:

- (i) the Shares are sold within 6 months from their subscription or purchase; or
- (ii) if the Shares held in the private portfolio constitute a substantial shareholding. A shareholding is considered as substantial when the seller holds or has held, alone or with his/her spouse and underage children, either directly or indirectly at any time during the five years preceding the date of the disposal, more than 10% of the share capital of the company.

Distributions made by the Company will be subject to Luxembourg income tax. Luxembourg personal income tax is levied following a progressive income tax scale, and increased by the solidarity surcharge (*contribution au fonds pour l'emploi*).

Luxembourg resident corporate

Luxembourg resident corporate Investors will be subject to corporate taxation at the rate of 24.94% (in 2020) for entities having the registered office in Luxembourg-City) on capital gains realised upon disposal of Shares and on the distributions received from the Company.

Luxembourg corporate resident Investors who benefit from a special tax regime, such as, for example, (i) an UCI subject to the Law, (ii) specialised investment funds subject to the amended law of 13 February 2007 on specialised investment funds, (iii) reserved alternative investment funds subject to the amended law of 23 July 2016 on reserved alternative investment

funds (to the extent that they have not opted to be subject to general corporation taxes) or (iv) family wealth management companies subject to the amended law of 11 May 2007 related to family wealth management companies, are exempt from income tax in Luxembourg, but instead subject to an annual subscription tax (*taxe d'abonnement*) and thus income derived from the Shares, as well as gains realised thereon, are not subject to Luxembourg income taxes.

The Shares shall be part of the taxable net wealth of the Luxembourg resident corporate Investors except if the holder of the Shares is (i) an UCI subject to the Law, (ii) a vehicle governed by the amended law of 22 March 2004 on securitisation, (iii) an investment company governed by the amended law of 15 June 2004 on the investment company in risk capital, (iv) a specialised investment fund subject to the amended law of 13 February 2007 on specialised investment funds, (v) a reserved alternative investment fund subject to the amended law of 23 July 2016 on reserved alternative investment funds or (vi) a family wealth management company subject to the amended law of 11 May 2007 related to family wealth management companies. The taxable net wealth is subject to tax on a yearly basis at the rate of 0.5%. A reduced tax rate of 0.05% is due for the portion of the net wealth exceeding EUR 500 million.

Non-Luxembourg residents

Non-resident individuals or collective entities who do not have a permanent establishment in Luxembourg to which the Shares are attributable are not subject to Luxembourg taxation on capital gains realised upon disposal of the Shares nor on the distribution received from the Company and the Shares will not be subject to net wealth tax.

Tax Information for German Investors

Generally, each Sub-fund should qualify as an investment fund pursuant to sec. 1(2) and (4) of the German Investment Tax Act as applicable from 1 January 2018 ("GInvTA"), and not as a special investment fund pursuant to sec. 26 GInvTA. German Investors are thus taxable with the following income from the Sub-funds (so-called "Investment Income"):

- distributions, including dividends and repayments of contributed capital from the Sub-funds,
- the so-called "lump-sum taxation amount", and
- capital gains from the disposal (i.e. redemption or sale) of shares in the Sub-funds.

The lump-sum taxation amount is attributed to German Investors as deemed taxable income on an annual basis on 2 January of each calendar year with respect to the preceding calendar year. The lump-sum taxation amount is calculated as follows: redemption price (or alternatively stock exchange price or market price) per Sub-fund share at the beginning of the calendar year multiplied by 70% of the so-called "basic interest rate" (*Basiszins*) as published by the German Federal Ministry of Finance (for the lump-sum taxation amount with respect to the calendar year 2019 that is attributed on 2 January 2020: 0.52% p.a.). The lump sum taxation amount is reduced by the actual distributions of the respective calendar year. The lump-sum taxation amount is further capped by reference to the sum of (i) the actual increase of the redemption price (or stock exchange price or market price, as applicable) of the Sub-fund share during the calendar year plus (ii) the actual annual distributions.

The Investment Income is as a rule subject to:

- (i) German income tax at a flat tax rate of 25% (plus solidarity surcharge and church tax, if applicable) in the case of German Investors holding the Sub-fund's shares as private assets ("Private Investors"),
- (ii) German income tax at the personal progressive income tax rate (up to 45% plus solidarity surcharge and church tax, if applicable) and German trade tax at the respective local trade tax rate in the case of German Investors holding the Sub-fund shares as business assets ("Business Investors"), and
- (iii) German corporate income tax at a rate of 15% (plus solidarity surcharge) and trade tax at the respective local trade tax rate in the case of German Investors qualifying as corporate tax subjects ("Corporate Investors").

However, the Sub-funds mentioned in Appendix II in the section "Additional information for German tax purposes" intend to qualify as "Equity Funds" for German tax purposes. In case of a qualification as "Equity Fund", the following tax exemptions apply to German Investors of the respective Sub-funds:

- (i) Private Investors benefit from a 30% tax exemption on any Investment Income for German income tax purposes,
- (ii) business Investors benefit from a 60% tax exemption on any Investment Income for German income tax purposes and a 30% tax exemption on any Investment Income for German trade tax purposes, and

- (iii) corporate Investors benefit from a 80% tax exemption on any Investment Income for German corporate income tax purposes and a 40% tax exemption on any Investment Income for German trade tax purposes.

The partial tax exemptions under (ii) and (iii) with regard to Business Investors and Corporate Investors do not apply (i) to life and health insurance companies if the Sub-fund shares are attributable to their capital investments (*Kapitalanlagen*), (ii) to credit or financial services institutions if the Sub-fund shares are attributable to their trading assets (*Handelsbestand*) and (iii) to finance companies owned directly or indirectly to more than 50% by credit or financial services institutions if the Sub-fund shares are at the time of the acquisition attributable to the short-term assets (*Umlaufvermögen*). In these cases, the partial tax exemption for Private Investors (i.e. 30%) applies.

Please note that this information is not exhaustive. No comment is made on the specific matters that must be taken into account in individual cases, and no specific statements can be made on the taxation of individual investors of the Sub-funds. Given the complexity of German tax law and especially the GInvTA, (potential) investors of the Sub-funds are strongly advised to consult their own tax advisors.

C. Automatic Exchange of Information

Common Reporting Standard

The Organisation for Economic Co-operation and Development ("OECD") has developed a common reporting standard ("CRS") to achieve a comprehensive and multilateral automatic exchange of information ("AEOI") on a global basis. On 9 December 2014, Council Directive 2014/107/EU amending Directive 2011/16/EU as regards mandatory automatic exchange of information in the field of taxation (the "Euro-CRS Directive") was adopted in order to implement the CRS among the Member States.

The Euro-CRS Directive was implemented into Luxembourg law by the law of 18 December 2015 on the automatic exchange of financial account information in the field of taxation ("CRS Law"). The CRS Law requires Luxembourg financial institutions to identify financial assets holders and establish if they are fiscally resident in countries with which Luxembourg has a tax information sharing agreement. Luxembourg financial institutions will then report financial account information of the financial account holder (including certain entities and their controlling persons) to the Luxembourg tax authorities, which will thereafter automatically transfer this information to the competent foreign tax authorities on a yearly basis.

Accordingly, the Company may require the Investors to provide information in relation to the identity and fiscal residence of financial account holders (including certain entities and their controlling persons) in order to ascertain their CRS status and report information regarding a shareholder and his/her/its account to the Luxembourg tax authorities (*Administration des Contributions Directes*), if such account is deemed a CRS reportable account under the CRS Law. Please note that (i) the Company is responsible for the treatment of the personal data provided for in the CRS Law; (ii) the personal data will only be used for the purposes of the CRS Law; (iii) the personal data may be communicated to the Luxembourg tax authorities (*Administration des Contributions Directes*); (iv) responding to CRS-related questions is mandatory and accordingly the potential consequences in case of no response whereby the Company is required to report information to the Luxembourg tax authorities (*Administration des Contributions Directes*) based on the indications of tax residency in another CRS country; and (v) the Investor has a right of access to and rectification of the data communicated to the Luxembourg tax authorities (*Administration des Contributions Directes*).

Under the CRS Law, the exchange of information will be applied by 30 September of each year for information related to the preceding calendar year. Under the Euro-CRS Directive, the AEOI must be applied by 30 September of each year to the local tax authorities of the Member States for the data relating to the preceding calendar year.

In addition, Luxembourg signed the OECD's multilateral competent authority agreement ("Multilateral Agreement") to automatically exchange information under the CRS. The Multilateral Agreement aims to implement the CRS among non-Member States; it requires agreements on a country-by-country basis.

The Company reserves the right to refuse any application for Shares if the information provided or not provided does not satisfy the requirements under the CRS Law.

By investing (or continuing to invest) in the Company, Investors shall be deemed to acknowledge that:

- (i) the Company (or its agent) may be required to disclose to the Luxembourg tax authorities (*Administration des Contributions Directes*) certain confidential information in relation to the Investor, including, but not limited to, the Investor's name, address, tax identification number (if any), social security number (if any) and certain information relating to the Investor's investment;

- (ii) the Luxembourg tax authorities (*Administration des Contributions Directes*) may be required to automatically exchange information as outlined above with the competent tax authorities of other states in or outside the EU that also have implemented CRS;
- (iii) the Company (or its agent) was and in the future may be required to disclose to Luxembourg tax authorities (*Administration des Contributions Directes*), to the extent permitted by applicable laws certain confidential information when registering with such authorities and if such authorities contact the Company (or its agent) with further enquiries;
- (iv) the Company may require the Investor to provide additional information and/or documentation which the Company may be required to disclose to the Luxembourg tax authorities (*Administration des Contributions Directes*);
- (v) in the event an Investor does not provide the requested information and/or documentation, whether or not that actually leads to compliance failures by the Company, or a risk of the Company or its Investors being subject to withholding tax under the relevant legislative or inter-governmental regime, the Company reserves the right to take any action and/or pursue all remedies at its disposal including, without limitation, compulsory redemption or withdrawal of the Investor concerned, to the extent permitted by applicable laws, regulations and the Articles of Incorporation and the Company shall observe relevant legal requirements and shall act in good faith and on reasonable grounds; and
- (vi) no Investor affected by any such action or remedy shall have any claim against the Company (or its agent) for any form of damages or liability as a result of actions taken or remedies pursued by or on behalf of the Company in order to comply with any of the CRS or any of the relevant underlying legislation.

Investors should consult their professional advisors on the possible tax and other consequences with respect to the implementation of the CRS.

Foreign Account Tax Compliance Act ("FATCA")

The Hiring Incentives to Restore Employment Act (the "Hire Act") was signed into US law in March 2010. It includes provisions generally known as FATCA. The intention of FATCA is that details of Investors subject to US income tax holding assets outside the US will be reported by financial institutions outside the US ("FFIs") to the U.S. Internal Revenue Services (the "IRS") on an annual basis, as a safeguard against US tax evasion. A 30% withholding tax is imposed on certain US source income of any FFIs that fail to comply with this requirement. This regime became effective in phases starting as from 1 July 2014.

In order to enable Luxembourg Financial Institutions to comply, on 28 March 2014 Luxembourg concluded a Model 1 Intergovernmental Agreement ("IGA") with the U.S. and a memorandum of understanding in respect thereof, to improve international tax compliance and provide for the implementation of FATCA based on domestic reporting and reciprocal automatic exchange pursuant to the convention between the Luxembourg and the U.S. for the Avoidance of Double Taxation and the Prevention of Fiscal Evasion with respect to Taxes on Income and Capital as amended by the Protocol of 20 May 2009. This IGA was approved by, and therefore transposed into, the Luxembourg law of 24 July 2014 relating to FATCA.

As a result of this IGA, Luxembourg has issued Luxembourg regulation to implement the terms and conditions set forth under the IGA. Under these Luxembourg regulations Reporting Luxembourg Financial Institutions need to comply with certain registration requirements, need to register with the IRS, need to identify U.S. reportable accounts and accounts held by Nonparticipating Financial Institutions and report certain information regarding these accounts to the Luxembourg competent authorities. The Luxembourg competent tax authorities will automatically exchange this information to the IRS.

Under the Luxembourg law of 24 July 2015 relating to FATCA (the "FATCA Law") and the Luxembourg IGA, the Company is required to collect information aiming to identify its direct and indirect shareholders that are Specified US Persons for FATCA purposes ("FATCA reportable accounts"). Any such information on FATCA reportable accounts provided to the Company will be shared with the Luxembourg tax authorities which will exchange that information on an automatic basis with the Government of the United States of America pursuant to Article 28 of the convention between the Government of the United States of America and the Government of the Grand Duchy of Luxembourg for the Avoidance of Double Taxation and the Prevention of Fiscal Evasion with respect to Taxes in Income and Capital, entered into in Luxembourg on 3 April 1996. The Company is required to comply with the provisions of the FATCA Law and the Luxembourg IGA to be compliant with FATCA and will thus not be subject to the 30% withholding tax with respect to its share of any such payments attributable to actual

and deemed U.S. investments of the Company. The Company will continually assess the extent of the requirements that FATCA and notably the FATCA Law place upon it.

The Company is a Reporting Luxembourg Financial Institution and is registered as such before 5 May 2014. Subsequently, in order to comply, the Company will require shareholders to provide mandatory documentary evidence of their tax residence or their compliance with FATCA as a financial institution.

Shareholders, and intermediaries acting for prospective shareholders, should therefore take particular note that the Company will be required to report to the Luxembourg competent tax authorities certain information of Investors who become Specified US Persons or Investors who are non-U.S. entities with one or more Controlling Persons that are a Specified US Person or payments to entities that are Nonparticipating Financial Institutions within the meaning of the IGA.

By investing (or continuing to invest) in the Fund, Investors shall be deemed to acknowledge that:

- (i) the Company (or its agent) may be required to disclose to the Luxembourg competent tax authorities certain confidential information in relation to the Investor, including, but not limited to, the Investor's name, address, tax identification number (if any), social security number (if any) and certain information relating to the Investor's investment;
- (ii) the Luxembourg competent tax authorities may be required to automatically exchange information as outlined above with the IRS;
- (iii) the Company (or its agent) was and in the future may be required to disclose to the IRS to the extent permitted by applicable laws or to the Luxembourg competent tax authorities certain confidential information when registering with such authorities and if such authorities contact the Company (or its agent) with further enquiries;
- (iv) the Company may require the Investor to provide additional information and/or documentation which the Company may be required to disclose to the Luxembourg competent tax authorities;
- (v) in the event an Investor does not provide the requested information and/or documentation, whether or not that actually leads to compliance failures by the Company, or a risk of the Company or its Investors being subject to withholding tax under the relevant legislative or inter-governmental regime, the Company reserves the right to take any action and/or pursue all remedies at its disposal including, without limitation, compulsory redemption or withdrawal of the Investor concerned, to the extent permitted by applicable laws, regulations and the Articles of Incorporation and the Company shall observe relevant legal requirements and shall act in good faith and on reasonable grounds; and
- (vi) no Investor affected by any such action or remedy shall have any claim against the Company (or its agent) for any form of damages or liability as a result of actions taken or remedies pursued by or on behalf of the Company in order to comply with any of the IGA or any of the relevant underlying legislation.

In cases where Investors invest in the Company through an intermediary, Investors are reminded to check whether such intermediary is FATCA compliant. In case of doubt, please consult a tax adviser, stockbroker, bank manager, solicitor, accountant or other financial adviser regarding the possible implications of FATCA on an investment in the Company and/or any Sub-fund(s).

2.10 Tax Reporting

Several jurisdictions including Austria, Belgium, Denmark, Germany, Italy, Switzerland and the United Kingdom have adopted specific investment fund tax reporting regimes. The overall aim of these regimes is to ensure an appropriate taxation for the end investor for income tax purposes. The provisions differ per jurisdiction. Below an overview of the tax reporting regimes that may apply to one or more of the Sub-funds or specific Share Classes.

Austria

The Austrian fund reporting requirements distinguish between "reporting funds" ("Meldefonds") and "non-reporting funds". Austrian investors of non-reporting funds are subject to lump sum taxation, whereas investors of reporting funds are just subject to taxation on their actual tax base. Registration of share classes with Oesterreichische Kontrollbank ("OeKB") is necessary to obtain the Austrian Meldefonds status.

The Austrian tax representative calculates the tax figures on the deemed distributed income ("DDI") for the Company's Austrian reporting funds and reports these figures to OeKB. The DDI reporting has to be carried out on an annual basis (within seven months

after the financial year-end of the fund). The OeKB publishes the Austrian tax figures and forwards the tax figures to the Austrian depository banks who are responsible for charging the taxes to the Austrian investors.

The tax data as well as the list of reporting funds can be found on <https://my.oekb.at/kapitalmarkt-services/kms-output/fonds-info/sd/af/f>.

Belgium

According to Article 19bis of the Belgian Income Tax Code, a 30% withholding tax is applicable to the component derived from interest income and net capital gains/losses on debt instruments (the Belgium Taxable Income per Share or "BTIS") embedded in the capital gain realized by a Belgian individual investor upon sale, redemption of shares or upon the liquidation of undertakings for collective investment (irrespective of where such funds have been established and whether such funds are transparent or not for Belgian tax purposes) that indirectly/directly invest a certain portion of their assets in qualifying debt claims (the "Reynders Tax").

In order to determine whether the Sub-funds are in scope of the Reynders Tax, an annual asset test determines the percentage of the Sub-fund's assets invested in qualifying debt instruments (the "Asset Test"). For new subscriptions as from 1 January 2018, Sub-funds with more than 10% invested in qualifying debts are considered as in scope. The result of such Asset Test can be viewed and are published on the website of Telekurs via www.six-financial-information.com. The current list of the Sub-funds in scope for the Reynders Tax can be found on the Belgian Robeco website via [docu-reynders-tax.pdf \(robeco.com\)](http://docu-reynders-tax.pdf(robeco.com)).

In scope Sub-funds of the Company calculate the BTIS, in which case the basis for the 30% withholding tax will be the positive delta between the BTIS at subscription date and the BTIS at redemption date. The BTIS calculates the taxable amount of income on a daily basis. The BTIS values can be found on www.six-financial-information.com.

Denmark

As from 1 January 2020, the "equity based investment companies regime" came into force which makes it possible for investment fund managers to elect such tax status for their foreign investments funds. The purpose of the regime is to make it more attractive for Danish individuals to invest in foreign equity-based investment funds.

In order to elect the tax status as an equity-based investment company at least 50% of the assets in the Sub-fund must consist of shares covered by the Danish Act on Capital Gains Taxation (in Danish: "Aktieavancebeskatningsloven"). The remainder of the assets must be invested in securities.

For Sub-funds with the status as equity-based investment company, the income received will be taxed in the equity income instead of capital income for Danish individual investors. Accordingly, capital gains, losses and distributions, if any, are taxed in the equity income as if the investments were made directly in the underlying shares. Capital gains and losses are taxed according to a mark-to-market principle, i.e. the investors are taxed annually on both realised and unrealised gains and losses accrued in the relevant year.

For Sub-funds for which the equity-based investment company regime has not been elected, Danish individual investors will be taxed in the same way, except from the fact that capital gains, losses and distributions, if any, are taxed in the capital income.

Taxation as equity income is in general more favourable than taxation as capital income.

Several Sub-funds, including all their Share Classes, have elected the tax status as equity-based investment company for Danish tax purposes as per 1 January 2021.

The list of all equity-based investment companies are annually published on www.skat.dk (<https://skat.dk/skat.aspx?oid=2244641>).

Germany

As mentioned in Section 2.9 of the Prospectus ("Tax Information for German Investors"), German investors in the Sub-funds are taxed on distributions from the Sub-funds, on the annual lump sum taxation amount and on capital gains upon disposal of the shares in the Sub-funds.

Depending on the Sub-funds' tax qualification as Equity Funds and the respective disclosure in the investment policy of this Prospectus (see insofar Appendix II – Investment Restrictions under "Additional investment restrictions for German tax purposes"), the German Investors may benefit under certain conditions from partial tax exemptions. As mentioned in Appendix II – Investment Restrictions, the partial tax exemptions depend on the proportionate investments of the Sub-funds in "Equity Participations" (i.e. certain qualifying equity investments). This "equity ratio" of the Sub-funds has to be calculated on a daily basis. Further, the Sub-

funds (on Share Class level) have to register with WM Datenservice as opaque investment funds indicating also their status as Equity Funds.

WM Datenservice is a financial service firm in Germany which provides German banks with the relevant tax figures to properly withhold the tax. We refer to the website of WM Datenservice (<https://www.wmdata.de/index.php?mid=2>) for the list of Company's registered Sub-funds (and Share Classes) and daily equity ratio publication. Distribution details are also reported on WM Datenservice before the pay-date of the distribution, as well as the annual tax exempt reporting for tax exempt investors to reclaim German withholding tax.

Italy

Italian Tax Reporting (IRRP)

Italian unitholders are subject to a withholding tax ("WHT") on (i) proceeds distributed by a fund and on (ii) any capital gains arising from the redemption, switch or transfer of units. The WHT applies at a dual rate: a 12.5% rate applies to the portion of the Sub-fund's income earned from government bonds issued by Italy and other eligible government or quasi-government bond which are commonly referred to as "White List" securities (i.e. securities equivalent to Italian government bonds, government bonds of foreign countries, bonds from supra-national bodies). The 26% applies to the balance.

Italian paying agents are required to obtain the percentage of "White List" securities within a fund to facilitate the accurate calculation of withholding tax on redemptions and distributions between 12.5% and 26%. This percentage is required by the paying agent in a particular report format to include details such as Sub-funds and share classes.

All Sub-funds are in scope of the IRRP. The qualifying bond rate in the portfolios of the Sub-funds is calculated and published twice a year on [Robeco Institutional Asset Management \(RIAM\)](#) under "Announcements".

Inheritance Tax Reporting

Inheritance tax applies to transfers of property and rights (worldwide) upon the Italian resident's death. As for direct investments, "indirect" investments in bonds and other eligible securities issued by EU and EEA Member States are excluded from the inheritance estate and, therefore, not subject to inheritance tax.

A percentage of qualifying bonds in the fund portfolio is to be calculated at the date of the death and is therefore calculated on a daily basis.

Switzerland

Foreign collective investment funds distributed to Swiss private investors are required to report the net taxable income on an annual basis for the investors to benefit from an advantageous tax regime in Switzerland. Otherwise, private investors will not be able to distinguish the tax-exempt portion (e.g. capital gains) from the taxable portion (i.e. interest and dividends, distributed or accumulated).

All Sub-funds and Share Classes which are registered in Switzerland are in scope for the annual Swiss tax calculations. Reporting of the taxable income of the Sub-funds is published on the Kursliste of the Swiss Federal Tax Administration and can be found on: <https://www.ictax.admin.ch/extern/en.html#/ratelist>.

United Kingdom

A foreign fund that has UK reporting fund status is treated as if it were a UK fund for investor taxation purposes. Sub-funds with UK reporting fund status have to meet certain annual conditions by reporting their 'income' returns to UK investors and HM Revenue & Customs ("HMRC"). Investors suffer tax on the income returns of the Sub-fund annually (whether distributed or not) but benefit from capital gains treatment on any gains realised on exit from the Sub-fund up to 20% taxation. This is only the case as long as UK reporting fund status is held by the Sub-fund throughout the time the investor holds the investment in the Sub-fund. The applicable rate in force at the date of issue of this Prospectus is 20%. The first £12,300 of capital gains are exempt under the UK's annual exemption provisions and this exemption amount is fixed until the 2025/26 tax year.

Any gains realised by an investor when exiting a non-reporting foreign fund are treated as 'income' and are taxable at income tax rates up to 45% (as at the date of issue). An upfront application to HMRC to enter the regime as well as distribution and financial year-end reporting is mandatory.

The Company has applied for the UK Reporting Status with HMRC for various Sub-funds and Share Classes. A UK investor may refer to the published list on the HMRC website (<https://www.gov.uk/government/publications/offshore-funds-list-of-reporting-funds>) to determine which Sub-funds and Share Classes have reporting fund status.

Fund income tax calculation is reported and published on an annual basis within 6 months after the end of the financial year. This is published on Robeco UK's website [Reportable Income Calculation \(robeco.com\)](#) and via [KPMGreportingfunds.co.uk](#).

SECTION 3 – GENERAL INFORMATION

3.1 Fees and Expenses

1. Charges taken before investing

These are deducted from a Shareholder's investment amount.

a. Entry charges

Entry charges include the aggregate of the following charges:

- Sales agents may decide to apply an entry charge. This is deducted by the Registrar from the Shareholder's investment before Shares are purchased. The maximum entry charge which may be applied by sales agents is 5% for equity Sub-funds, 3% for bond Sub-funds and 4% for other Sub-funds, except for Shares that are only available to Institutional Investors for which the maximum entry charge will be 0.50%. Entry charges may not be applied to Privileged Classes of Shares and Class 'M2', 'M2H', 'M3', 'M3H', 'Z', 'ZH', 'Z2H', 'ZEH', 'ZB' or 'ZBH' Shares. The percentages represent a percentage of the total subscription amount. Shareholders may consult their sales agent for more details on the current entry charge.
- The Company itself does currently not apply any entry charges. For all Sub-funds, the Company can however decide, in the best interest of current Shareholders, that an additional charge of up to 3% of the subscription amount may be levied for any particular (or all) Class(es) of Share(s) of these Sub-funds for any particular period of time. Any such charge will be for the direct benefit of these Sub-funds and thereby indirectly for the benefit of its current Shareholders. Investors should refer to the current KID and to www.robeco.com for up-to-date information on whether the Company actually levies such additional charge.

b. Additional third party charges

Shareholders should note that, for all Share Classes, including Privileged and Institutional Share Classes, additional charges for any individual order, as well as for additional services may be charged to the Investor by the sales agents, banks, stockbrokers, distributors or account systems. The Company cannot control and therefore cannot limit in any way direct payments from Shareholders to sales agents, banks, stockbrokers, distributors or account systems. Investors should therefore check with their relevant correspondent the level of such additional charges.

2. Charges taken after investing

These are deducted from a Shareholder's switch amount or redemption proceeds.

a. Switch charge

The Company itself does not apply any switch charge.

However, a maximum switch charge of 1% of the total conversion amount deducted by the Registrar for the benefit of the sales agents may be charged. Investors should therefore check with their relevant correspondent the level of such additional charges.

b. Exit charge

The Company itself does not apply any exit charge.

c. Additional third party charges

Shareholders should note that, for all Share Classes, including Privileged and Institutional Share Classes, additional charges for any individual order, as well as for additional services may be charged to the Shareholder by the sales agents, banks, stockbrokers, distributors or account systems. The Company cannot control and therefore cannot limit in any way direct payments from Shareholders to sales agents, banks, stockbrokers, distributors or account systems. Shareholders should therefore check with their relevant correspondent the level of such additional charges.

3. Fees and expenses taken from the Share Class over a year

These fees and expenses are deducted from the NAV of the Share Class and are the same for Shareholders of a given share-class. These are paid to the Management Company with the exception of the Fund Expenses described below or otherwise stated. The amount paid varies depending on the value of the NAV and does not include portfolio transaction costs. Fees and expenses borne by the Share Classes may be subject to VAT and other applicable taxes.

a. Fund Expenses

The Company, its different Sub-funds and Classes pay directly the expenses described below. They include but are not limited to:

- a) the normal commissions on transactions and banking, brokerage relating to the assets of the Company (including interest, taxes, governmental duties, charges and levies) or expenses incurred in respect thereof, such as costs related to debt restructuring such as legal advice. These expenses may also be related to the hedging of the share-classes and any other transaction-related cost;
- b) the "*taxe d'abonnement*" as described in chapter "Taxation" and taxes in relation to the investments (such as withholding taxes) and transactions (such as stamp duties).

b. Management fee

The different Sub-funds and Classes will incur an annual management fee which reflects all expenses related to the management of the Company which is payable to the Management Company. The Management Company will be responsible for the fees of the Portfolio Managers.

The maximum rate of the management fee that may be payable in respect of each Sub-fund and Class is set out in Appendix I.

When a Sub-fund invests in any UCITS or other UCI managed by an affiliate of RIAM, double-charging of management fees will either be avoided or rebated. When a Sub-fund invests in a UCITS or other UCI not affiliated with RIAM, the fee shown in Appendix I may be charged regardless of any fees reflected in the price of the shares or units of the underlying UCITS or other UCI.

The Management Company may pay rebates directly to Investors upon request. Rebates serve to reduce the fees or costs attributable to the Investors concerned. Such discounts in the form of rebates are permissible provided that they:

- are paid from fees of the Management Company and thus do not place an additional burden on the assets of the Company; and
- are granted on the basis of objective criteria set by the Management Company (such as the size, nature, timing or commitment of their investment).

The Management Company may make use of intermediary or proprietary platforms for the distribution of the Company. Intermediary or proprietary platforms do not distribute the Shares of the Company themselves, but connect the Management Company with distributors. Also, these intermediary or proprietary platforms receive and transmit orders on behalf of such distributors and calculate distribution fees payable to such distributors. The Management Company may pay a fee to such intermediary or proprietary platforms for these services. These fees are borne by the Management Company and do not place an additional burden on the assets of the Company.

c. Service fee

Furthermore, the Company or the different Sub-funds or Classes will incur a fixed annual service fee payable to the Management Company for various services it provides to the Company. This service fee does not include the management fee and the fund expenses described under a. and b. above. It aims at reflecting all remaining expenses such as the fees of the Domiciliary and Listing Agent, the Administration Agent, the Registrar, auditors, legal and tax advisers, Directors' fees and reasonable out-of-pocket expenses (for those Directors who are not employees of the Management Company or one of its affiliates), the costs of preparing, printing and distributing all Prospectuses, memoranda, reports and other necessary documents concerning the Company, any fees and expenses involved in the registration of the Company with any governmental agency and stock exchange, the costs of publishing prices and the operational expenses, and the cost of holding Shareholders meetings. The

costs of establishing future Sub-funds, proxy voting costs, Depositary and custodian fees are included in the service fee.

The Management Company will bear the excess of any such expenses above the rate specified for each Class of Shares in the Appendix of the relevant Sub-fund. Conversely, the Management Company will be entitled to retain any amount by which the rate of these fees to be borne by the Classes of Shares, as set out in the Appendix, exceeds the actual expenses incurred by the relevant Class of the relevant Sub-fund.

The annual service fee will be payable at a maximum rate of 0.26% per annum of the monthly average Net Asset Values (based on closing prices) of the relevant Share Class of a Sub-fund for the portion of assets under management up to EUR 1 billion. The relevant service fee applicable per Share Class of a Sub-fund is specified in Appendix I. If the assets of a Share Class of a Sub-fund exceed EUR 1 billion, a 0.02% discount on the service fee of the relevant Share Class of the Sub-fund applies to the assets above this limit and a further 0.02% discount applies to assets over EUR 5 billion. However, the annual service rate cannot be less than 0.01% for a specific Share Class. Where a Class refers to payment of 0.00% annual service fee, the costs covered by the annual service fee incurred by the relevant Class are borne by Robeco.

Any increase in the current rates of the service fee up to the aforementioned maximum rate will only be implemented upon giving not less than one month's notice to the affected Shareholders.

d. Performance fee

In addition, for certain Classes of Shares of certain Sub-funds, the Management Company is entitled to a performance fee (the "Performance Fee"), payable annually after the end of the Financial Year.

The Performance Fee is charged to the applicable Class of Shares of the Sub-fund and cannot be reimbursed.

For the Performance Fee calculation, a methodology (as described in Appendix V) is in place. The methodology uses the Net Asset Value (NAV) to calculate the performance of the relevant Class of Shares. In Appendix I is listed which Class of Shares are subject to a Performance Fee. Furthermore in Appendix I are listed the relevant index (hereafter "Index") or index and the defined percentage (hereafter the "Hurdle rate") for the Performance Fee calculation and the relevant Performance Fee portion (hereafter "Portion"). If a Class of Shares is denominated in another currency or applies special hedging techniques the Index will be adjusted accordingly.

Note that an outperformance of the relevant Class of Shares of the Sub-fund does not imply a positive return of the relevant Class of Shares of the Sub-fund, a Performance Fee is also due when the relevant Class of Shares of the Sub-fund has a negative return but outperforms the relevant Index or Hurdle Rate as indicated in Appendix I.

The Performance Fee is calculated on each Valuation Day but is accrued within the Net Asset Value per Share one day in arrears (that is, on the Valuation Day after the relevant Valuation Day). Consequently, during periods of market volatility, unusual fluctuations may occur in the Net Asset Value per Share of each Share Class for which a Performance Fee is charged. These fluctuations may happen where the impact of a Performance Fee causes the Net Asset Value per Share to be reduced whilst the returns from underlying assets have increased. Conversely, the impact of a negative Performance Fee can cause the Net Asset Value per Share to be increased whilst the underlying assets have decreased.

A more detailed description of the calculation methodology is set out in Appendix V.

e. Carbon Offset Expense

The Carbon Offsetting Share Classes incur a Carbon Offset Expense with which the Management Company purchases carbon credits to offset the emissions of a Carbon Offsetting Share Class ("Carbon Offset Expense"). This Carbon Offset Expense is in addition to the Management fee, the Service fee, Fund Expenses or any other fees and expenses that are taken from the Share Class over a year (and thus do not form part of any of these fees and expenses). The Carbon Offset Expense will be accrued over a quarter and will be reserved for an ex-post purchase of Carbon Credits towards effecting an offset of the Carbon footprint of the respective Sub-fund ("Reserved Portion").

The level of the Carbon Offset Expense is reviewed periodically and at least once per quarter. The review evaluates whether the collected income provides enough resources to achieve the goal of offsetting emissions incurred for the Carbon Offsetting Share Class. Depending on i) the level of the Sub-fund's emissions; and/or ii) the purchase or

allocation price of the VER, there is the possible risk that offsetting financed emissions can become more expensive over time. Increasing costs throughout the offsetting process impedes the Company's ability to completely offset financed emissions at the current ongoing expense level. Consequently, the Carbon Offset Expense may be increased (or decreased) over time. The current rate of the Carbon Offset Expense in respect of each Sub-fund and Class is set out in Appendix I.

Calculation of Carbon Offset Expense

The Company shall aggregate information concerning Scope 1 and Scope 2 emissions pertaining to each distinct entity present within the relevant Sub-fund's portfolio, given such information is ascertainable. If greenhouse gas emission data is not available, data of the parent company and/or sector defaults/averages shall be applied.

Subsequently, for the purpose of ascertaining the quantum of emissions financed with respect to an entity, the annual greenhouse gas emissions figure shall be multiplied by the proportion of the relevant Sub-fund's portfolio holding amount to the Enterprise Value (EVIC) of an individual security. The cumulative emissions financed for each security shall then be aggregated to derive the total emissions financed within the Sub-fund.

The allocation of financed emissions in the Carbon Offsetting Share Class is calculated by dividing the latest available annual portfolio Carbon footprint by 365 calendar days. Subsequently multiplying this quotient by the daily assets under management (AuM) yields the daily financed emissions to the Carbon Offsetting Share Class in tonnes CO₂. The daily financed emissions of the Carbon Offsetting Share Class are thereafter aggregated over each quarter of a financial year and shall represent the target offset amount.

The above can be represented in an example, as provided here.

Assumptions:

- The total financed emissions for a quarter are 2,500 metric tons of CO₂ emissions, calculated based on the portfolio holdings and their Carbon footprints.
- The market price of carbon offset is USD 20 per metric ton of CO₂ emissions
- The size of the share class is USD 100 million.

Step 1: Calculation of carbon offset cost: Total financed emissions * Cost of carbon offset = 2,500 metric tons * USD 20/metric ton = USD 50,000

Step 2: Calculation of additional fee: (Total cost of carbon offset/Net Asset Value (NAV)) * 10,000 = (USD 50,000/USD 100,000,000) * 10,000 = 5 basis points (bps)

Therefore, to offset financed emissions for a quarter, an additional 5 bps charge would be applied to the NAV of the Carbon Offsetting Share Class. The Carbon Offset Expense is periodically reassessed to align with market fluctuations in carbon offset prices, ensuring that the Carbon Offsetting Share Class effectively offsets its emissions.

The Management Company aims to compensate the remaining Carbon footprint (Scope 1 and 2) on a quarterly basis. The Carbon Credits will be acquired by the Management Company with the Reserved Portion from an identified climate partner. At the time of purchase or post purchasing and acquiring the Carbon Credits, the Management Company shall instruct Retirement of the Carbon Credits in the register, which means that the listing of such Carbon Credits will be cancelled from the central register (and cannot be traded anymore). The Management Company will subsequently report on the projects from which Carbon Credits have been procured and the extent to which Carbon footprints of Carbon Offsetting Share Classes have been compensated by doing so.

The Management Company shall not make any profit out of the Carbon Offset Expense and Carbon Credits shall be purchased (including any tax, levies as applicable) from the collected Carbon Offset Expense.

f. Brokers services

Brokers charge a transaction fee for the execution of an order. For a few Sub-funds, the Company may pay for an additional element in the transaction fee. That is a fee for investment research. This fee can be charged through full services or commission sharing arrangements. The Company will explain the use hereof in the audited statements.

In a commission-sharing agreement the cost of research is split from the execution costs. Subsequently, the fee for the investment research will become a credit of the Company at their broker account. The Company may transfer (a part of) this fee to another broker who also provides investment research, but is less efficient in the execution of an order or does not provide execution services. In this way, the broker who, in the opinion of the Company, provides the best investment research will be paid. By splitting the execution from the investment research it is accomplished that in both areas the best brokers can be selected.

In full service arrangements the execution charges and the investment research are provided by the same broker and payment takes place without a split.

In the audited statements, the use of these arrangements will be explained.

g. Other information

All expenses of a periodical nature are charged first to the investment income of the Company, then to the capital gains and finally to the assets of the Company.

The annual charges, both management fee and service fee, which are expressed as a percentage of the Net Asset Value, are mentioned in Appendix I "Information per Sub-fund". The charges are paid monthly on basis of the average Net Asset Value of the period and are reflected in the Share price. Expenses exceeding the relevant percentages and expenses not covered by these fees will be borne by the Management Company.

3.2 Late Trading or Market Timing

Late trading ("**Late Trading**") is to be understood as the acceptance of a subscription, switch or redemption order after the Cut-off time on the relevant Valuation Day and the execution of such order at the price based on the Net Asset Value applicable to such Valuation Day.

Market timing ("**Market Timing**") is to be understood as an arbitrage method through which an Investor systematically subscribes and redeems or converts Shares of the Company within a short time period, by taking advantage of time differences and/or imperfections or deficiencies in the method of determination of the Net Asset Value of the undertaking for collective investment.

In order to protect the Company and its Investors against Late Trading and Market Timing practices the following prevention measures are adopted:

1. No subscriptions, switches or redemptions after the Cut-off time in Luxembourg are accepted.
2. The Net Asset Value is calculated after the Cut-off time ("forward pricing").

Subscriptions, switches or redemptions received from a distributor after the Cut-off time in Luxembourg in respect of orders received prior to this Cut-off time in Luxembourg will be accepted if transmitted to the Registrar within a reasonable timeframe as agreed from time to time with the Management Company.

On an annual basis the Auditor of the Company reviews the compliance rules with respect to the Cut-off time. In order to protect the interests of the Company and its Investors, the Company will monitor transactions in and out of the Sub-funds on Market Timing activities. The Company does not permit practices related to Market Timing and the Company does reserve the right to reject subscription and switch orders from an Investor in this context.

3.3 Management Company

The Directors of the Company have appointed Robeco Institutional Asset Management B.V. ("RIAM") as the management company of the Company to be responsible on a day-to-day basis, under supervision of the Directors of the Company, for providing administration, marketing, portfolio management and investment advisory services in respect of all Sub-funds. The Management Company may, from time to time, carry out its portfolio management activities through one or more of its European branches, which will in such case not be fully in charge of the day-to-day management of the relevant Sub-fund.

The Management Company has delegated the administration, registrar and transfer functions to J.P. Morgan SE, Luxembourg Branch.

The Management Company was incorporated as a private company with limited liability under the laws of the Netherlands on 21 May 1974 under the name of Rotrusco B.V. authorised in the Netherlands by the *Autoriteit Financiële Markten* (the "AFM") as a manager of alternative investment funds and as a management company of UCITS according to the UCITS Directive. In addition, RIAM is authorized by the AFM to perform discretionary portfolio management, to provide investment advice and to receive and transmit orders in financial instruments. RIAM acts as the management company of the Company on a cross-border basis under the freedom to provide services of the Law and the UCITS Directive. The Management Company is an Affiliated Entity and also acts as a management company for Robeco (LU) Funds III, Robeco Global Total Return Bond Fund and Robeco All Strategies Funds.

The board of directors of the Management Company is composed of:

- K. van Baardwijk;
- M.C.W. den Hollander;
- M. Prins.

The executive committee of the Management Company consists of:

- K. van Baardwijk;
- M.C.W. den Hollander;
- M.F. van der Kroft;
- I.R.M. Frielink;
- M. Prins;
- M.D. Badjie.

The supervisory board of the Management Company consist of:

- S. Barendregt-Rooiers;
- S.H. Koyanagi;
- M.F. Slendebroek;
- M.A.A.C. Talbot;
- R.R.L. Vlaar.

The subscribed capital of the Management Company is EUR 40,950.00 at the date of this Prospectus.

The Management Company shall ensure compliance of the Company with the investment restrictions and oversee the implementation of the Company's strategies and investment policy.

The Management Company shall send reports to the Directors on a periodical basis and inform each board member without delay of any active breach by the Company of the investment restrictions.

The Management Company will receive periodic reports from the service providers.

Additional information on the Management Company such as but not limited to shareholder complaints handling procedures, conflicts of interest rules, voting rights policy of the Management Company etc., shall be available at the registered office of the Management Company and published on the website www.robeco.com/riam.

Remuneration policy

The Management Company has a remuneration policy in compliance with the applicable requirements set out in the Dutch Financial Supervision Act (*Wet op het financieel toezicht, Wft*). The objectives of the policy are amongst others to stimulate employees to act in the best interest of the Fund and its clients, to avoid conflicts of interest and avoid taking undesirable risks and to attract and retain good employees. The remuneration policy is consistent with and promotes a sound and effective risk management and does not encourage risk taking which is inconsistent with the risk profile of the Company or with its Articles of Incorporation.

The remuneration policy appropriately balances fixed and variable components of total remuneration. Each individual employee's fixed salary is determined on the basis of function and experience according to Robeco's salary ranges and in reference to the Benchmarks of the portfolio management industry in the relevant region. The fixed salary is deemed adequate remuneration for the employee to properly execute his or her responsibilities, regardless of whether or not variable remuneration is received. The total available variable remuneration pool is established annually by and on behalf of RIAM and approved by its supervisory board.

The pool is, in principle, determined as a certain percentage of the operational profit. To ensure that the total variable remuneration is an accurate representation of performance, the total amount of variable remuneration is determined taking inter alia the following factors into account:

1. The financial result compared to the budgeted result and long-term objectives;
2. The required risk-minimization measures and the measurable risks.

Variable remuneration can be paid in cash and/or in instruments. Deferral schemes might be applicable, depending on the amount of the variable remuneration and categories of staff benefiting thereof. Additional requirements apply to employees who qualify as risk takers, are part of senior management or of control functions or other persons identified in accordance with UCITS guidelines. In order to mitigate identified risks, control measures, such as malus and clawback provisions, are in place.

Further details relating to the current remuneration policy of the Management Company are available on www.robeco.com/riam. This includes a description of how remuneration and benefits are calculated and the identity of persons responsible for awarding the remuneration. A paper copy will be made available upon request and free of charge by the Management Company.

QFI License

RIAM has obtained a QFI License from the CSRC. This QFI License allows foreign investors to invest in, amongst others, China A-shares and in RMB denominated Chinese onshore bonds.

RIAM sees sustainability as a long-term driver for structural change in countries, companies and markets. And RIAM believes companies with sustainable business practices are more successful.

RIAM acts in accordance with the United Nations Global Compact and the OECD Guidelines for Multinational Enterprises to assess the companies, where principles about human rights, labor standards, the environment and anti-corruption are taken into consideration and may lead to an exclusion of the companies from the investment universe if breached. Furthermore companies involved in the production or distribution of controversial weapons and companies involved in the production of tobacco are excluded from the investment universe of the Fund. In addition to this financially material Environmental, Social and Governance issues are integrated into the investment decision making process of the Fund. Lastly RIAM exercises its voting rights and engages with companies with the goal of improving sustainability practices and creating long term value. RIAM strongly believe taking these matters into account makes for better informed investment decisions.

More information on this topic and policies can be found on www.robeco.com/si.

In compliance with the legislation and regulations currently in force and with the approval of the Board of Directors of the Company, and as mentioned in [APPENDIX I – INFORMATION PER SUB-FUND](#), RIAM is authorised to delegate all or part of its duties to other companies that it deems appropriate, on condition that RIAM remains responsible for the acts and omissions of these delegates as regards the tasks entrusted to them, as if these acts and omissions had been carried out by RIAM itself.

The Company's investment policy will be determined by the Board of Directors of the Company.

3.4 Structure and purpose

The Company, incorporated to exist for an undetermined period, was created on 2 May 1997. Its Articles of Incorporation were published in the *Mémorial C, Recueil des Sociétés et Associations* of the Grand Duchy of Luxembourg on 6 June 1997. The Articles of Incorporation were last amended on 20 December 2021 with effect from 1 January 2022.

The Company is a "*société anonyme*" and "*société d'investissement à capital variable*" pursuant to the amended law of 10 August 1915, on commercial companies and to part I of the Law. It is registered under number B 58 959 in the Register of Commerce and Companies of Luxembourg where its Articles of Incorporation have been deposited and are available for inspection and where copies thereof may be obtained upon request.

The minimum capital is EUR 1,250,000. For the purpose of determining the capital of the Company, the net assets attributable to each Sub-fund, if not expressed in Euro, will be converted into Euro, and the capital of the Company shall be the sum of the assets of all the Sub-funds. The capital of the Company will automatically be adjusted in case additional Shares are issued or outstanding Shares are redeemed without special announcements or measure of publicity being necessary in relation thereto.

The Company's assets are subject to normal market fluctuations as well as to the risks inherent to investments in securities and no assurance can therefore be given that the Company's investment objectives will be achieved.

3.5 Depositary

The Company has appointed J.P. Morgan SE, Luxembourg Branch ("JPM"), as depositary bank (the "Depositary") of the Company with responsibility for the

- (a) safekeeping of the assets;
- (b) oversight duties; and
- (c) cash flow monitoring,

in accordance with the Law, the CSSF Circular 16/644 and the Depositary and Custodian Agreement between the Company and JPM (the "Depositary and Custodian Agreement").

J.P. Morgan SE is a European Company (Societas Europaea) organized under the laws of Germany, with registered office at Taunustor 1 (TaunusTurm), 60310 Frankfurt am Main, Germany and registered with the commercial register of the local court of Frankfurt. It is a credit institution subject to direct prudential supervision by the European Central Bank (ECB), the German Federal Financial Supervisory Authority (Bundesanstalt für Finanzdienstleistungsaufsicht, BaFin) and the German Central Bank (Deutsche Bundesbank). J.P. Morgan SE, Luxembourg Branch is authorized by the CSSF to act as depositary and fund administrator. J.P. Morgan SE, Luxembourg Branch is registered in the Luxembourg Trade and Companies' Register (RCS) under number B255938 and is subject to the supervision of the aforementioned home State supervisory authorities as well as local supervision by the CSSF.

JPM is licensed to carry out banking activities under the terms of the amended Luxembourg law of 5 April 1993 on the financial services sector and specialises in depositary, custody, fund administration and related services. The Depositary has been authorized by the Company to delegate, in accordance with applicable laws and the provisions of the Depositary and Custodian Agreement, its safekeeping duties (i) to delegates in relation to other Assets (as defined in the Depositary and Custodian Agreement) and (ii) to sub-custodians in relation to Financial Instruments (as defined in the Depositary and Custodian Agreement) and to open accounts with such sub-custodians.

The Depositary and Custodian Agreement is concluded for an undetermined duration but it may be terminated subject to a prior notice in writing by either party provided that this agreement shall not terminate until a replacement depositary is appointed. An up to date description of any safekeeping functions delegated by the Depositary and an up to date list of the delegates and sub-custodians may be obtained, upon request, from the Depositary or via the following website link: www.robeco.com/riam.

The Depositary shall act honestly, fairly, professionally, independently and solely in the interests of the Company and the Shareholders in the execution of its duties under the Law and the Depositary and Custodian Agreement.

Under its oversight duties, the Depositary will:

- ensure that the sale, issue, repurchase, redemption and cancellation of Shares effected on behalf of the Company are carried out in accordance with the Law and with the Articles of Incorporation,
- ensure that the value of Shares is calculated in accordance with the Law and the Articles of Incorporation,
- carry out the instructions of the Company or the Management Company acting on behalf of the Company, unless they conflict with the Law, as amended, or the Articles of Incorporation,
- ensure that in transactions involving the Company's assets, the consideration is remitted to the Company within the usual time limits,
- ensure that the income of the Company is applied in accordance with Luxembourg laws and regulations and the Articles of Incorporation.

The Depositary will also ensure that cash flows are properly monitored in accordance with the Law and the Depositary and Custodian Agreement.

Depositary conflicts of interests

From time to time conflicts of interests may arise between the Depositary and the delegates, for example where an appointed delegate is an affiliated group company which receives remuneration for another custodial service it provides to Company. On an ongoing basis, the Depositary analyzes, based on applicable laws and regulations any potential conflicts of interests that may arise while carrying out its functions under this agreement. Any identified potential conflict of interest is managed in accordance with JPM's conflicts of interests' policy which is subject to applicable laws and regulation for a credit institution according to and under the terms of the amended Luxembourg law of 5 April 1993 on the financial services sector.

Further, potential conflicts of interest may arise from the provision by the Depositary and/or its affiliates of other services to the Company, the Management Company and/or other parties. For example, the Depositary and/or its affiliates may act as the depositary, custodian and/or administrator of other funds. It is therefore possible that the Depositary (or any of its affiliates)

may in the course of its business have conflicts or potential conflicts of interest with those of the Company, the Management Company and/or other funds for which the Depositary (or any of its affiliates) provide services.

JPM has implemented and maintains a management of conflicts of interests' policy, aiming namely at:

- Identifying and analysing potential situations of conflicts of interests;
- Recording, managing and monitoring the conflicts of interests situations in:
 - o Implementing a functional and hierarchical segregation making sure that operations are carried out at arm's length from the Depositary business;
 - o Implementing preventive measures to decline any activity giving rise to the conflict of interest such as:
 - JPM and any third party to whom the custodian functions have been delegated do not accept any portfolio management mandates;
 - JPM does not accept any delegation of the compliance and risk management functions;
 - JPM has a strong escalation process in place to ensure that regulatory breaches are notified to compliance which reports material breaches to senior management and the board of directors of JPM; and
 - A dedicated permanent internal audit department provides independent, objective risk assessment and evaluation of the adequacy and effectiveness of internal controls and governance processes.

JPM confirms that based on the above management of conflicts of interests' policy, the potential conflicts of interest have been mitigated sufficiently to ensure the fair treatment of clients.

Up to date information on the conflicts of interest policy referred to above may be obtained, upon request, from the Depositary or via the following website link: www.jpmorganchase.com.

3.6 Administration Agent and Registrar

JPM has been appointed by the Management Company, as Administration Agent. As such, JPM is responsible for the general administrative functions required by Luxembourg law, calculating the Net Asset Value and maintaining the accounting records of the Company.

By Fund Administration Specific Services Agreement between the Company, the Management Company and J.P. Morgan SE, Luxembourg Branch, certain services such as the Accounting and NAV Calculation Services (including Tax Reporting Services), Corporate Secretary and Domiciliary Services, AEOI Reporting Services, Listing Agency Services, Fund Settlement Agency Services and Securities Lending Services, have been delegated to J.P. Morgan SE, Luxembourg Branch.

J.P. Morgan SE, Luxembourg Branch has also been appointed by the Management Company as Registrar and Principal Paying Agent to the Company.

In its capacity as Registrar, J.P. Morgan SE, Luxembourg Branch is responsible for processing the issue, switching and redemption of Shares and maintaining the register of Shareholders.

J.P. Morgan SE is a European Company (Societas Europaea) organized under the laws of Germany, with registered office at Taunustor 1 (TaunusTurm), 60310 Frankfurt am Main, Germany and registered with the commercial register of the local court of Frankfurt. It is a credit institution subject to direct prudential supervision by the European Central Bank (ECB), the German Federal Financial Supervisory Authority (Bundesanstalt für Finanzdienstleistungsaufsicht, BaFin) and the German Central Bank (Deutsche Bundesbank). J.P. Morgan SE, Luxembourg Branch is authorized by the CSSF to act as depositary and is specialized in depositary, fund administration, and related services. J.P. Morgan SE, Luxembourg Branch is registered in the Luxembourg Trade and Companies' Register (RCS) under number B255938 and is subject to the supervision of the aforementioned home State supervisory authorities as well as local supervision by the CSSF.

3.7 Meetings and reports

The Company's Financial Year ends on the last day of December of each year. Audited reports will be published and made available to Shareholders within 4 months of the end of each Financial Year and unaudited semi-annual reports will be published and made available to Shareholders within 2 months of the end of the period they cover. The annual general meeting of Shareholders will be held in Luxembourg, in accordance with Luxembourg laws, at any date and time decided by the Board of Directors but no later than within 6 months from the end of the Company's previous financial year. The annual meeting will represent all the Shareholders of the Company, and its resolutions shall be binding upon all Shareholders of the Company regardless of the Sub-fund of which they are Shareholders.

However, if the decisions are only concerning the particular rights of the Shareholders of one Sub-fund or if the possibility exists of a conflict of interest between Shareholders of different Sub-funds, such decisions are to be taken by a general meeting representing

the Shareholders of such Sub-funds. Notices of general meetings, including the agenda, time and place as well as the applicable quorum and majority requirements, will be sent to Shareholders to their address reflected in the register of Shareholders of the Company, published on www.robeco.com/riam and published in those newspapers as the Company shall determine from time to time. Annual reports including the audited accounts of the Company, as well as semi-annual reports will be available at the registered office of the Company in Senningerberg, municipality of Niederanven, Grand Duchy of Luxembourg.

3.8 Liquidation and merger

Liquidation of the Company

The Company may be liquidated:

- by resolution of the general meeting of Shareholders of the Company adopted in the manner required for amendments of the Articles of Incorporation;
- if its capital falls below two thirds of the minimum capital, which is EUR 1,250,000. The Directors must submit the question of dissolution of the Company to a general meeting for which no quorum shall be prescribed and which shall decide by simple majority of the Shares represented at the meeting;
- if its capital falls below one fourth of the minimum capital, the Directors must submit the question of the dissolution to a general meeting for which no quorum shall be prescribed. Dissolution may be resolved by Shareholders holding one fourth of the Shares at the meeting.

Should the Company be liquidated, then the liquidation will be carried out in accordance with the provisions of the Law. The net assets of each Sub-fund, as determined by the liquidator, will be distributed to the Shareholders of each Sub-fund in proportion to their shareholdings, taking account of the rights attached to the individual Class of Shares. Amounts unclaimed at the close of liquidation will be deposited in escrow at the *Caisse de Consignation* in Luxembourg for the benefit of the persons entitled thereto. Amounts not claimed within the prescription period may be forfeited in accordance with applicable provisions of Luxembourg law.

Liquidation and merger of Sub-funds

Under the conditions set out in the Law and applicable regulations, any merger of a Sub-fund with another Sub-fund or with another UCITS (whether subject to Luxembourg law or not) shall be decided by the Board of Directors unless the Board of Directors decides to submit the decision for the merger to the meeting of Shareholders of the Sub-fund concerned. In the latter case, no quorum is required for this meeting and the decision for the merger is taken by a simple majority of the votes cast. In the case of a merger of a Sub-fund where, as a result, the Company ceases to exist, the merger shall, notwithstanding the foregoing, be decided by a meeting of Shareholders resolving at simple majority of the votes cast.

In addition, if at any time the Board of Directors determines upon reasonable grounds that:

- (i) the continued existence of any Sub-fund would contravene the securities or investment or similar laws or requirements of any governmental or regulatory authority in Luxembourg or any other country in or from which the Company is established and managed or the Shares are marketed; or
- (ii) the continued existence of any Sub-fund would result in the Company incurring any liability to taxation or suffering any other pecuniary disadvantage which it might not otherwise have incurred or suffered; or
- (iii) the continued existence of any Sub-fund would prevent or restrict the sale of the Shares in any such country as aforesaid; or
- (iv) in the event that a change in the economical or political situation relating to a Sub-fund so justifies; or
- (v) in the event that the total Net Asset Value of any Sub-fund is less than the amount which the Board of Directors considers as being the minimum amount required for the existence or in the event the liquidation is part of an economic rationalisation; or
- (vi) the liquidation of a Sub-fund in the interest of the Shareholders.

then, the Board of Directors may decide the liquidation of a Sub-fund. A notice of the decision to liquidate will be published by the Company prior to the effective date of the liquidation and the notice will indicate the reasons for, and the procedures of, the liquidation operations. Unless the Board of Directors otherwise decides in the interests of, or to keep equal treatment between, the Shareholders, the Shareholders of the Sub-fund concerned may continue to request redemption or conversion of their shares free of charge. Assets which could not be distributed to their beneficiaries upon the close of the liquidation of the Sub-fund concerned,

for example, when the beneficiaries cannot be located, will be deposited with the *Caisse de Consignation* on behalf of their beneficiaries.

3.9 Liquidation and merger of Classes of Shares

The Board of Directors may further decide to liquidate a Class of Shares under the same circumstances as provided in the preceding paragraph. A notice of the decision to liquidate will be given by the Company to the Shareholders of the Class of Shares concerned prior to the effective date of the liquidation and the notice will indicate the reasons for, and the procedures of, the liquidation operations. Unless the Board of Directors otherwise decides in the interests of, or to keep equal treatment between, the Shareholders, the Shareholders concerned may continue to request redemption or conversion of their shares free of charge. Assets which could not be distributed to their beneficiaries upon the close of the liquidation of the Class of Shares concerned, will be deposited with the *Caisse de Consignation* on behalf of their beneficiaries.

The Board of Directors can also decide to cancel the Shares of one Class of a Sub-fund by consolidating it with another Class of the same Sub-fund. This decision shall be taken and a prior notice shall be published and/or notified in accordance with the Law and the applicable regulations.

The Board of Directors may also submit the question of the consolidation of Shares of a Class to a meeting of Shareholders of such Class. Such meeting will resolve on the consolidation with a simple majority of the votes cast.

3.10 Transactions with connected persons

Cash forming part of the property of the Company may be placed as deposits with the Depositary, Management Company, Portfolio Managers or with any connected persons of these companies (being an institution licensed to accept deposits) as long as that institution pays interest thereon at no lower rate than is, in accordance with normal banking practice, the commercial rate for deposits of the size of the deposit in question negotiated at arm's length.

Money can be borrowed from the Depositary, Management Company, the Portfolio Managers or any of their connected persons (being a bank) so long as that bank charges interest at no higher rate, and any fee for arranging or terminating the loan is of no greater amount than is in accordance with normal banking practice, the commercial rate for a loan of the size and nature of the loan in question negotiated at arm's length.

Any transactions between the Company and the Management Company, the Portfolio Managers or any of their connected persons as principal may only be made with the prior written consent of the Depositary.

All transactions carried out or on behalf of the Company must be at arm's length and executed on the best available terms. Transactions with persons connected to the Management Company or Portfolio Managers may not account for more than 50% of the Company's transactions in value in any one Financial Year of the Company.

The Management Company, the Portfolio Managers or any of their connected persons will not receive cash or other rebates from brokers or dealers in respect of transactions for the Company. In addition, neither the Management Company nor the Portfolio Managers currently receive any soft dollars arising out of the management of the Company.

3.11 Data protection and voice recording

The Company, the Management Company and the Administration Agent may collect and store personal data of an Investor (such as the name, gender, email address, postal address, account number) in connection with the management of the commercial relationship processing of orders, the keeping of shareholders' register of the Company and the provision of financial and other information to the shareholders and compliance with applicable law and regulations, including anti-money laundering and tax reporting obligations.

The processing of personal data by the above-mentioned entities can imply the transfer to and processing of personal data by affiliated persons or entities that are established in countries outside of the European Union. In this case, a level of protection comparable to that offered by EU laws will be aimed for. Participants should be aware that personal data can be disclosed to service providers, only on a need to know basis and after the closure of a data processor agreement, or, if obliged by law, to foreign regulators and/or tax authorities.

The Company, the Management Company and/or the Administration Agent may disclose personal data to their agents, service providers located in the EU or outside the EU, only based on an EU Model Contract or Corporate Binding Rules. If required by force of law personal data can be disclosed to the regulatory authority indicated in the relevant laws and regulations, such as, but not limited to, Luxembourg or foreign (ultimately) tax authorities (including for the exchange of this information on an

automatic basis with the competent authorities in the United States or other permitted jurisdictions as agreed in FATCA, the CRS, at OECD and EU levels or equivalent Luxembourg legislation), Luxembourg financial intelligence units.

Pursuant to the European General Data Protection Regulation (GDPR), Participants have a right of access to their personal data kept by the Management Company or the Administration Agent and ask for a copy of the data. Besides that the participants have the right to rectify any inaccuracies in their personal data held by the Management Company by making a request to the Management Company in writing and to have it removed (as long as this is possible due to legal obligations).

The Company, the Management Company and the Administration Agent will hold any personal information provided by Investors in confidence and in accordance with Data Protection Legislation. Personal data shall not be held for longer than necessary with regard to the purpose of the data processing, subject always to applicable legal minimum retention periods.

Investors are informed that telephone conversations with the Company and the Administration Agent or other service provider(s) may be recorded as a proof of a transaction or related communication or as otherwise required pursuant to applicable sectorial laws. Recordings will be conducted in compliance with and will benefit from protection under Luxembourg applicable laws and regulations and shall not be released to third parties, except in cases where the Company and the Administration Agent or other relevant service provider(s) are compelled or entitled by law or regulation to do so. Recordings may be produced in court or other legal proceedings with the same value in evidence as a written document.

Reasonable measures have been taken to ensure confidentiality of the personal data transmitted between the parties mentioned above.

The Company will accept no liability to the fullest extent permitted by applicable laws with respect to any unauthorized third party receiving knowledge and/or having access to the Investors' personal data, except in the event of willful negligence or gross misconduct of the Company.

Should you require additional details regarding the collection, utilization, disclosure, transfer, or processing of your personal data, or if you wish to exercise any rights in relation to personal data, please address questions and requests to: Robeco's Data Protection Officer, Weena 850, NL-3014 DA Rotterdam, The Netherlands or via DPO@robeco.com.

Detailed and up-to-date information regarding the processing of the personal data related to an Investor (including any natural person in connection thereof) can be found in the privacy notice, a current version of which is available and can be accessed or obtained online at: <https://www.robeco.com/en/riam/privacy-and-cookie-statement>.

3.12 Documents available for inspection

The following documents are available for inspection at the registered office of the Company and at the registered office of the Depositary:

1. the Articles of Incorporation of the Company, the Prospectus of the Company and the Key Information Documents of the Sub-funds;
2. the Depositary and Custodian Agreement between the Company, the Management Company and J.P. Morgan SE, Luxembourg Branch;
3. the Management Company Services Agreement between the Company and the Management Company;
4. the Fund Administration Specific Service Agreement between the Company, the Management Company and J.P. Morgan SE, Luxembourg Branch;
5. Robeco's Risk management process.

Copies of the Articles of Incorporation, the Prospectus, the annual and semi-annual reports of the Company and the Key Information Document(s) of each Sub-fund may be obtained from the registered office of the Company. Such reports shall be deemed to form part of this Prospectus.

3.13 Benchmark Regulation

The Benchmark Regulation introduces a new requirement for all benchmark administrators providing indices which are used or intended to be used as benchmarks in the EU to be authorized or registered by the competent authority. In respect of the Sub-funds, the Benchmark Regulation prohibits the use of benchmarks unless they are produced by an EU administrator authorized or

registered by the European Securities and Markets Authority ("ESMA") or are non-EU benchmarks that are included in ESMA's register under the Benchmark Regulation's third country regime. During the Benchmark Regulation's third country transitional period (which has been extended to 31 December 2025), third country benchmarks can continue to be used even if these are not included in the ESMA register.

As at the date of this Prospectus, S&P Dow Jones indices and Solactive indices are provided by administrators (S&P Dow Jones Indices LLC and Solactive A.G. respectively) included in the ESMA register. The MSCI indices and the Bloomberg indices are provided by an administrator located in a third country (MSCI Limited and Bloomberg Index Services Limited) not included in the ESMA register, but inscribed in the UK Benchmarks Register maintained by the Financial Conduct Authority (FCA) of the United Kingdom. The Prospectus will be updated if other Benchmarks are used by the Sub-funds on the basis of the information available at that time on the benchmark administrators' inclusion in the ESMA register. The Management Company maintains a robust written plan setting out the actions that will be taken in the event of a Benchmark materially changing or ceasing to be provided, available for inspection on request and free of charges at its registered office in Rotterdam, in the Netherlands. An overview for all Sub-funds is disclosed in [APPENDIX VI – BENCHMARKS](#).

3.14 Complaints

Pursuant to CSSF Regulation n°16-07 relating to out-of-court complaints resolution, the Management Company has a complaints management policy that is defined, endorsed and implemented by the Management Company. This procedure aims at facilitating the resolution of complaints against professionals without judicial proceedings. In this respect, the CSSF acts as an out-of-court complaint resolution body. The details of the Management Company's complaints resolution procedure will be made available, free of charge, to each Shareholder via a web portal, email or at the registered office of the Management Company.

3.15 Shareholder notifications

Any relevant notifications or other communications to Shareholders concerning their investments in the Company may be communicated to a Shareholder via electronic means of communication in accordance with applicable Luxembourg laws and regulations, in case the Shareholder has consented and provided an e-mail address to the Management Company or its delegate. Relevant notifications or other communications to Shareholders concerning their investment in the Company may also be posted on the website www.robeco.com/riam. In addition and where required by Luxembourg law or the CSSF, Shareholders will also be notified in writing or in such other manner as prescribed under Luxembourg law.

3.16 Applicable law and jurisdiction

The Company is incorporated under the laws of the Grand Duchy of Luxembourg. Any legal disputes between the Company, the Shareholders, the Management Company, the Depositary, the Registrar and Principal Paying Agent and Portfolio Managers will be subject exclusively to the jurisdiction of the Grand Duchy of Luxembourg. The applicable law is Luxembourg law.

SECTION 4 – RISK CONSIDERATIONS

Potential Investors in Shares should be aware that considerable financial risks are involved in an investment in any of the Sub-funds. The value of the Shares may increase or decrease depending on the development of the value of the Sub-fund's investments. For this reason, potential Investors must carefully consider all information in the Prospectus before deciding to buy Shares. In particular, they should in any case consider the following significant and relevant risks as well as the investment policy of Sub-funds.

A Sub-fund may own securities of different types, or from different asset classes – equities, bonds, money market instruments, derivatives – depending on the Sub-fund's investment objectives. Different investments have different types of investment risk. The Sub-funds also have different kinds of risk, depending on the securities they own.

Below is a summary of the various types of investment risk that may be applicable to the Sub-funds. Depending on their investment policy, the Sub-funds may be exposed to specific risks including those mentioned below. Sub-funds may not necessarily be exposed to all the risks listed below. Specific risks of the Sub-funds may be disclosed in [APPENDIX I – INFORMATION PER SUB-FUND](#). Measures taken to manage and mitigate the financial risks are not mentioned in this paragraph but are discussed in [APPENDIX III – RISK MANAGEMENT PROCESS](#).

Prospective Investors should read the entire Prospectus and consult with their legal, tax and financial advisers before making any decision to invest in any Sub-fund.

a) General investment risk

The value of the investments may fluctuate. Past performance is no guarantee of future results. The value of a Share depends upon developments on the financial markets and may both rise and fall. Shareholders run the risk that their investments may end up being worth less than the amount invested or even worth nothing. Within the general investment risk a distinction can be made between several risk types:

Market risk

The value of the Shares is sensitive to market fluctuations in general, and to fluctuations in the price of individual financial instruments in particular. In addition, Investors should be aware of the possibility that the value of investments may vary as a result of changes in political, economic or market circumstances, as well as changes in an individual business situation. No assurance can, therefore, be given that a Sub-fund's investment objective will be achieved. It cannot be guaranteed either that the value of a Share in a Sub-fund will not fall below its value at the time of acquisition.

Concentration risk

Based on its investment policy, a Sub-fund may invest in financial instruments from issuing institutions that (mainly) operate within the same sector or region, or on the same market. If this is the case – due to the concentration of the investment portfolio of the Sub-fund – events that have an effect on these issuing institutions may have a greater effect on the Sub-fund's assets than in the case of a less concentrated investment portfolio.

Currency risk

All or part of the securities portfolio of the Sub-funds may be invested in transferable securities, money market instruments, UCITS or other UCIs and other eligible financial instruments denominated in currencies other than the Base currency of the Sub-fund. As a result, fluctuations in the exchange rate may have both a negative and a positive effect on the investment result of the Sub-funds.

As part of an active currency policy, exposure to currencies may be hedged but Investors should note that there is no guarantee that the exposure of the currency in which the Shares are invested can be fully or effectively hedged against the base currency of the relevant Sub-fund. Investors should also note that the implementation of an active currency policy may, in certain circumstances, substantially reduce the benefit to Shareholders in the relevant class of Shares (for instance, if the base currency depreciates against the currency of the instrument in which the relevant Sub-fund is invested) and could thereby result in a decrease in the value of their shareholding.

Inflation risk

As a result of inflation (reduction in value of money), the actual investment income of each Sub-fund may be eroded.

Risk related to fixed income securities

Interest rate risk

Investments in fixed income securities are subject to interest rate risk. In general, prices of debt securities rise when interest rates fall, whilst their prices fall when interest rates rise.

Credit risk

Investments in fixed income securities are subject to credit risks. Lower-rated or unrated securities will usually offer higher yields than higher-rated securities to compensate for the reduced creditworthiness and increased risk of default that these securities carry. Lower-rated or unrated securities generally tend to reflect short-term corporate and market developments to a greater extent than higher-rated securities which react primarily to fluctuations in the general level of interest rates. There are fewer investors in lower-rated or unrated securities, and it may be harder to buy and sell securities at an optimum time. There is also a risk that the bond issuer will default in the payment of its principal and/or interest obligations.

"Investment grade" debt securities and instruments may be subject to the risk of being downgraded to securities/instruments which are rated below "Investment grade" and/or have a lower credit rating. The value of these debt securities may be adversely affected in case of such a downgrade.

Credit rating risk

Credit ratings assigned by rating agencies are subject to limitations and do not guarantee the creditworthiness of the security and/or issuer at all times.

Early termination risk

In the event of the early termination of a Sub-fund, the Sub-fund would have to distribute to the Shareholders their pro rata interest in the assets of the Sub-fund. It is possible that at the time of such sale or distribution, certain investments held by the Sub-fund may be worth less than the initial cost of such investments, resulting in a substantial loss to the Shareholders. Moreover, any organizational expenses with regard to the Sub-fund that had not yet become fully amortized would be debited against the Sub-fund's capital at that time.

The circumstances under which a Sub-fund may be liquidated are set out in Section 3.8.

Commodities risk

The value of securities in which the Sub-fund invests may be influenced by movements in commodity prices which can be very volatile. Commodities and other materials are often disproportionately affected by political, economic, weather and terrorist related events, and by changes in energy and transportation costs. To the extent that the financial health of any company, industry, country or region is linked to commodity or materials prices, the value of its securities can be affected by trends in those prices.

REITs risk

Securities of REITs may be affected by any changes in the value of the properties owned and other factors, and their prices tend to go up and down. A REIT's performance depends on the types and locations of the properties it owns and on how well it manages those properties. A decline in rental income may occur because of extended vacancies, increased competition from other properties, tenants' failure to pay a rent or poor management. A REIT's performance also depends on the company's ability to finance property purchases and renovations and manage its cash flows. Since REITs typically are invested in a limited number of projects or in a particular market segment, they are more susceptible to adverse developments affecting a single project or market segment than more broadly diversified investments.

b) Counterparty risk

A counterparty of the Sub-fund may fail to fulfil its obligations towards the Sub-fund.

Over The Counter (OTC) transactions

In general, there is less regulation and supervision of transactions in the OTC markets compared to transactions entered into on organized exchanges. Examples of such OTC transactions include cash deposits, currency forward and spots, options, credit default swaps, Equity Swaps. In addition, many of the protections afforded to participants on some organized exchanges, such as the performance guarantee of an exchange clearinghouse, may not be available in connection with OTC transactions. Therefore, a Sub-fund entering into OTC transactions will be subject to the risk that its direct counterparty may not fulfil its obligations under the transactions and that a Sub-fund will sustain losses.

OTC derivatives may expose the Company to the risk that the counterparty will not settle a transaction in accordance with its terms, or will delay the settlement of the transaction, because of a dispute over the terms of the contract (whether or not bona

fide) or because of the insolvency, bankruptcy or other credit or liquidity problems of the counterparty. Counterparty risk is generally mitigated by the transfer or pledge of collateral. The value of the collateral may fluctuate, however, there are no assurances that the value of collateral held will be sufficient to cover the amount owed to the Sub-fund.

A Sub-fund may enter into OTC derivatives cleared through a clearinghouse that serves as a central counterparty. Central clearing is designed to reduce counterparty risk and increase liquidity compared to bilaterally-cleared OTC derivatives, but it does not eliminate those risks completely. For OTC derivatives that are cleared by a central counterparty clearing house (CCP), the Sub-fund is required to post margin with the clearing broker of the CCP. This margin is subsequently transferred by the clearing broker to the CCP. As a result thereof, the Sub-fund is temporarily subjected to counterparty risk on the clearing member of the CCP. During the return of margin by the CCP to the clearing member, the Sub-fund is again temporarily subject to counterparty risk on the clearing member until the clearing member has posted the margin back to the Sub-fund.

There is a risk of loss by a Sub-fund of its initial and variation margin deposits in the event of default of the clearing broker with which the Sub-fund has an open position or if margin is not identified and correctly reported to the particular Sub-fund, in particular where margin is held in an omnibus account maintained by the clearing broker with the central counterparty. In the event that the clearing broker becomes insolvent, the Sub-fund may not be able to transfer or "port" its positions to another clearing broker.

Exchange Traded Derivatives (ETD)

For listed derivatives, such as futures and options, where a Sub-fund is not a direct member of various exchanges, clearing services are required from a third party that is a clearing member. This clearing member is required by the clearing house to post margin, which in turn requires a Sub-fund to post margin. Because of risk premiums and netting margins across a multitude of clients, the actual margin posted by the clearing member at the clearing house can be significantly lower than the margin posted by the Sub-fund, implying the Sub-fund runs residual counterparty credit risk on the clearing member.

Settlement risk

For the Sub-fund, incorrect or non-(timely) payment or delivery of financial instruments by a counterparty may mean that the settlement via a trading system cannot take place (on time) or in line with expectations.

Depositary risk

The financial instruments in the portfolio of the Sub-fund are placed in custody with a reputable bank (the "Depositary") or its duly appointed sub-custodians. Each Sub-fund runs the risk that its assets placed in custody may be lost as a result of the liquidation, insolvency, bankruptcy, negligence of, or fraudulent activities by, the Depositary or the sub-custodian appointed by it.

c) Liquidity risk

Asset liquidity risk

The actual buying and selling prices of financial instruments in which the Sub-fund invests partly depend upon the liquidity of the financial instruments in question. It is possible that a position taken on behalf of the Sub-fund cannot be liquidated in good time at a reasonable price due to a lack of liquidity in the market in the context of supply and demand and potentially result in the suspension or restriction of purchase and issue of Shares.

Financial derivative transactions are also subject to liquidity risk. Given the bilateral nature of OTC positions, liquidity of these transactions cannot be guaranteed. The operations of OTC markets may affect the Sub-funds' investment via OTC markets.

From time to time, the counterparties with which the Company effects transactions might cease making markets or quoting prices in certain instruments. In such instances, the Company might be unable to enter into a desired transaction or to enter into an offsetting transaction with respect to an open position, which might adversely affect its performance.

The Company has access to an overdraft facility, established with the Depositary, intended to provide for short-term/temporary financing if necessary and within the permitted limits under Luxembourg laws and regulations. Borrowings pursuant to the overdraft facility are subject to interest at a rate mutually agreed upon between the Company and the Depositary and pledged underlying assets of each Sub-fund portfolio.

Large redemption risk

As the Company is an open-ended Fund, each Sub-fund can in theory be confronted on each Valuation Day with a large redemption. In such a case, investments must be sold in the short term in order to comply with the repayment obligation towards the redeeming Shareholders. This may be detrimental to the results of the Sub-fund and potentially result in the suspension or restriction of purchase and issue of Shares.

Risk of suspension or restriction of purchase and issue

Under specific circumstances, for example if a risk occurs as referred to in this chapter, the issue and purchase of Shares may be restricted or suspended. Shareholders run the risk that they cannot always buy or sell Shares during such a period.

d) Sustainability risk

The Management Company systematically incorporates sustainability factors, to the extent these present a material risk to a Sub-fund, into its investment and portfolio construction processes, alongside traditional financial risk factors. This is done through ESG scoring methodologies using proprietary sustainability research and external resources which are built into the portfolio construction process.

Processes and controls for sustainability risk integration are embedded in a designated Sustainability Risk Policy which is maintained by the risk management function and governed by the Risk Management Committee (RMC). The Sustainability Risk Policy is built on three pillars. The environmental or social characteristics promoted by a Sub-fund or sustainable investment objective of a Sub-fund is used to identify and assess the relevant material sustainability risk topics. Based on these characteristics or investment objectives sustainability risk is monitored. Sensitivity and scenario analyses are conducted on a frequent basis to assess any material impact climate change risk may have on the portfolio of a Sub-fund.

Impact of sustainability risk on returns

The financial position of investments in the portfolios managed by the Management Company may deteriorate due to material sustainability related risks, depending on the investment universe. Sustainability risks can be described using Environmental, Social and Governance ("ESG") factors.

- Environmental risks reflect how a company or government performs as a steward of nature. Examples of underlying factors to this category are air and water pollution, biodiversity, deforestation, energy efficiency, waste management and water scarcity.
- Social risks reflect how a company or government manages relationships with civilians, employees, suppliers, and the communities where they operate. A few examples are customer satisfaction, data protection and privacy, gender and diversity, employee engagement, community relations, human rights, and labor standards.
- Governance risk deals with a company or governments leadership. This relates to elements such as board composition, audit committee structure, bribery and corruption, executive compensation, lobbying, political contributions, conflicts of interest, and whistleblowers schemes.

In case any of these dimensions are not managed well, a sustainability risk occurs that may affect the value of the investment. The sustainability risk classification for each element is described per Sub-fund.

Climate risk refers to the potential impact on return due to climate change. The distinction is made between climate transition risk and climate physical risk.

Climate transition risk refers to the inherent risk from changing strategies, policies, or investment as society and industry work to reduce its reliance on greenhouse gasses and the impact on climate. The costs that a company could incur to reduce emissions can be either the costs of transitioning towards greener activities or direct costs of carbon taxes. There are also gains from technological opportunities in the transition towards a carbon-neutral economy. This is due to the potential revenue increases that may occur based on market demand. The net result of risks and opportunities reflects the total climate transition risk. Per Sub-fund a risk classification of the transition risk is provided.

Climate physical risk represents the potential impact on returns due to extreme weather events. These weather events can be classified as acute risk or chronic risk. Chronic refer to longer-term shifts in climate patterns (e.g., sustained higher temperatures) that may cause sea level rise or chronic heat waves. They manifest primarily via reduction in labor productivity/availability or changes in the efficiency of production processes. Acute physical risks occur from rare natural catastrophes such as tropical cyclones in distinct time intervals. Within Robeco the distinction is made between a total of 10 physical risk scenarios. The three most vulnerable weather scenarios are described per Sub-fund. The extreme weather scenarios are described in the table below.

| Type | Climate Hazards | Description |
|-------|------------------|--|
| Acute | Tropical cyclone | Tropical cyclones typically cause severe wind and flood damage. |
| | Coastal flooding | Sea level rise is the dominating climatic driver of coastal flooding impacts. The impacts can manifest in severe asset damage and prolonged business interruption. |

| | | |
|---------|---------------------|--|
| | Fluvial flooding | The core of the fluvial flooding model is very similar to the coastal flooding model. Local flood protection measures are considered, and the same depth damage functions are used to estimate asset damage and business interruption from inundation. |
| | River low flow | Water scarcity on the power production sector, specifically on thermal and hydro power plants, which rely on large amounts of water. |
| | Wildfire | Wildfires are driven by weather conditions such as drought, high temperatures and evaporation and strong wind, with humans being the dominant force of wildfire ignition. |
| Chronic | Extreme heat | Extreme heat temperatures reflect the rising mean temperatures overtime, which can impact both productivity and damage costs for companies. |
| | Extreme cold | Extreme cold has an opposite effect in some assets: as large areas of the northern hemisphere are projected to experience a significant temperature increase, cold extremes become less frequent and the corresponding costs are reduced. |
| | Heavy precipitation | This is the impact caused on companies' cash flows by the stronger precipitation levels. |
| | Strong snowfall | This is a factor influenced by impacts on productivity changes caused by strong snowfall levels. |
| | Severe wind | Severe wind is the impact on companies' cash flows caused by extreme wind levels. |

e) Risk related to the use of specific instruments

Mortgage-backed and asset-backed securities

The value and the quality of mortgage-backed securities and asset-backed securities depend on the value and the quality of the underlying assets against which such securities are backed by a loan, lease or other receivables. These securities may be subject to greater credit, liquidity and interest rate risk compared to other debt securities. Mortgage-backed securities and asset-backed securities may be exposed to extension and prepayment risks and risks that the payment obligations relating to the underlying assets are not met. Issuers of mortgage-backed and asset-backed securities may have limited ability to enforce the security interest in the underlying assets, and credit enhancements provided to support the securities, if any, may be inadequate to protect Investors in the event of default.

Convertible bonds and contingent convertible bonds

A Sub-fund may invest in bonds that are subject to the risk of conversion, such as convertible bonds, hybrid bonds and contingent convertible bonds. Depending on the specific structure, the instruments have both debt and equity capital characteristics. Equity-like features can include loss participations (including full write-off of the bond) and interest payments linked to the operational performance and/ or certain capital ratios. Debt-like features can include a fixed maturity date or call dates fixed on issue.

Convertible bonds permit the holder to convert into shares or stocks in the company issuing the bond at a specified future date. Prior to conversion, convertible bonds have the same general characteristics as non-convertible fixed income securities and the market value of convertible bonds tends to decline as interest rates increase and increase as interest rates decline. However, while convertible bonds generally offer lower interest or dividend yields than non-convertible fixed income securities of similar quality, they enable the relevant Sub-fund to benefit from increases in the market price of the underlying stock, and hence the price of a convertible bond will normally vary with changes in the price of the underlying stock. Therefore, Investors should be prepared for greater volatility than straight bond investments.

Contingent convertible bonds (CoCo) are usually issued by financial institutions and can be counted towards the issuers regulatory capital requirement. Conversion of a CoCo occurs based on pre-defined triggers, described in the documentation of the instrument. Triggers are usually linked to specific regulatory capital levels of the issuer, but can also be triggered by pre-defined events or by the competent authority. After a trigger event, the value of a CoCo is depending on the loss absorption mechanism as defined in the terms and conditions of the instrument. Loss absorption methods could allow a full or partial equity conversion or write down of the principal value. A principal write down can be partial or for the full amount, and can be either temporary or permanent.

Contingent convertible bonds are accompanied with specific risks that are more difficult to assess in advance. It is therefore difficult for the Management Company or the Portfolio Managers of the Sub-fund to assess how the CoCo will behave before and after conversion. These specific risks include but are not limited to:

Trigger risk: the probability of a conversion or write-down is depending on the trigger level and on the current capital ratio of the issuer. Capital levels are usually published on a quarterly or semi-annual basis with a few months lag. Triggers differ between

specific contingent convertible securities and conversion can also be triggered by the regulatory authority. In the event of a trigger, a Sub-fund may lose the amount invested in the instrument or may be required to accept cash, equities or other securities with a value that is considerably less than its original investment.

Coupon cancellation risk: the issuer of certain contingent convertible bonds may decide at any time, for any reason, and for any length of time to cancel coupon payments. Coupon payments that have been cancelled will not be distributed.

Capital structure inversion risk: In the event of a full or partial write-down or a conversion into equity, the holder of a contingent convertible bond may suffer loss of principle before or simultaneously with equity holders.

Call extension risk: the contingent convertible bond is usually issued as a perpetual instrument and therefore the bond holder may never be redeemed. Calling the instrument is subject to specific conditions and requires the pre-approval of the competent supervisory authority. The bonds are issued taking into account specific prudential and fiscal laws that apply to the issuer. Any legislative changes could have an adverse impact on the value and may give the issuer the option to redeem the instrument.

Unknown risk: the structure of contingent convertible bonds is innovative and untested. This may result in risks that are not known yet.

Valuation and Write-down risks: The specific features of a CoCo such as coupon cancellation, principal (full or partial) write-down and the perpetual character, are difficult to accurately capture in risk models compared to regular bonds. At every call date there is the possibility that the maturity of the bond will be extended which can result in a yield change. The risk of a write down includes a full or partial write down of the principal amount. After a partial write down, distributions will be based on the reduced principal amount. After a conversion, the common stock of the issuer might be suspended from trading, making it difficult to value the position.

Industry concentration risk: investment in contingent convertible bonds may lead to an increased industry concentration risk as such securities are issued by financial institutions.

Liquidity risk: In case of conversion into equity, the value of the common stock will be depressed and it is likely that trading of the issuers common equity will be suspended. After conversion, the Management Company or the Portfolio Managers of the relevant Sub-fund might be forced to sell these new equity shares since the investment policy of the relevant Sub-fund might not allow equity holding. This event is likely to have a contagious effect on contingent convertible bonds issued by other issuers, negatively affecting the liquidity of these instruments.

Hybrid bonds are deeply subordinated bonds that are often issued by corporates, but can also be issued by financials as part of their regulatory capital structure (e.g. tier 2 capital). The features of a hybrid bond are defined in the terms and conditions of the instrument, and can differ per issue. The risks associated with hybrid bonds are difficult to assess in advance. Conversion risk of hybrid bonds is driven by the following risks:

Coupon deferral risk: Depending on the terms and conditions of the instrument, the issuer of hybrid bonds may decide at any time, to defer coupon payments. An alternative coupon satisfaction mechanism may apply which could allow the issuer to distribute equity to satisfy the coupon obligation.

Call extension risk: the hybrid bond is issued as a long term bond, with specific call dates that give the issuer the option to redeem the issue. If issued by a financial institution as part of their regulatory capital requirement, the instrument cannot have any incentive to redeem and calling the instrument is subject to specific conditions and requires the pre-approval of the competent supervisory authority. Any legislative changes could have an adverse impact on the value and may give the issuer the option to redeem the instrument.

Unknown risk: Hybrid bonds are issues taking into account specific laws that apply to the issuer. This includes both fiscal and, if the issuer is a financial institution, prudential regulatory requirements.

Valuation risks: Due to the callable nature of hybrids, it is not certain what calculation date to use in yield calculations. At every call date there is the possibility that the maturity of the bond will be extended, which can result in a yield change.

Industry concentration risk: investments in hybrid bonds may lead to an increased industry concentration risk as such securities are often issued by issuers in specific sectors (e.g. financials, utility, energy, telecommunication).

Liquidity risk: issue specific events, such as the announcement that distributions on the instrument are passed, are likely to affect the liquidity of the hybrid bond. If an alternative coupon satisfaction mechanism is applied, whereby equity is distributed to the hybrid bond holders, the value of the common stock will likely be depressed. The Management Company or the Portfolio Managers of the relevant Sub-fund might be forced to sell these equity positions since the investment policy of the relevant Sub-

fund might not allow equity holdings.

Voluntary Emission Reduction certificates and Certified Emission Reduction certificates

In order to compensate greenhouse gas ("GHG") emissions from investments in Carbon Offsetting Share class, the Management Company selects projects to purchase Voluntary Emission Reduction (VERs) certificates and Certified Emission Reduction (CERs) certificates from. After selection of such projects, these may be of less quality than initially anticipated and/or not in line with best market practices on quality of VERs and CERs.

Investors' attention is furthermore drawn to the fact that in some circumstances, projects may be withdrawn at a later date in case of exceptional events (such as natural disasters, fraud, political risk etc.) affecting the projects at the origin of the issue, which could thus have an impact on the carbon offsetting mechanism. For such unforeseen events, the Management Company bears no responsibility and shall ensure sufficient risk mitigation and due diligence is undertaken at the time of project selection.

f) Risk related to the use of financial derivative instruments

The value (or price) of a financial derivative instrument is dependant on one or more underlying assets as defined in the instruments standardised or tailored contract. Financial derivatives are subject to a variety of risks mentioned in this section.

Basis Risk

Financial derivative instruments can be subject to basis risk. The ability of the company to utilise futures or options for hedging or investment purposes will depend on the degree of correlation between the value of the instrument or market being hedged, or to which exposure is sought and the value of the futures or option contract. Because the instrument underlying a futures contract or option will often be different from the instrument or market being hedged or to which exposure is sought, the correlation risk could be significant. The use of futures and options involves the risk that changes in the value of the underlying instrument will not be fully reflected in the value of the futures contract or option.

Leverage risk

Financial derivative instruments may present a leverage effect, which will increase the Sub-fund's sensitivity to market fluctuations. Given the leverage effect embedded in financial derivative instruments, such investments may result in higher volatility or even a total loss of the Sub-fund's assets within a short period of time.

Risk introduced by short synthetic positions

The Sub-fund may use financial derivatives to take synthetic short positions in the underlying value of the derivative. Should the value of such investment increase, it will have a negative effect on the Sub-fund's value. Depending on the market movement of the underlying value, short positions may expose the Sub-fund to theoretically unlimited losses.

Hedging Transactions Risks for certain classes

The Sub-funds of the Company have several Classes of Shares which distinguish themselves by, inter alia, their reference currency as well as currency hedging at Class level. Investors are therefore exposed to the risk that the Net Asset Value of a Class can move unfavorably *vis-à-vis* another Class as a result of hedging transactions performed at the level of the hedged Class.

Counterparty and collateral risks

In relation to financial derivatives, Investors must notably be aware that, in the event of the failure of the counterparty, there is the risk that collateral received may yield less than the exposure on the counterparty, whether because of inaccurate pricing of the collateral, adverse market movements, a deterioration in the credit rating of issuers of the collateral, or the illiquidity of the market in which the collateral is traded. Potential delays in recovering cash collateral placed out, or difficulty in realizing collateral may restrict the ability of the Company to meet redemption requests, security purchases or, more generally, reinvestment.

Total Return Swap risk

For Total Return Swaps that do not involve physical holding of securities, synthetic replication through fully funded (or unfunded) Total Return Swaps may provide a means of obtaining exposure to strategies that are difficult to implement and which would otherwise be very expensive and difficult to access with physical replication. However, synthetic replication involves a counterparty risk. If a Sub-Fund engages in OTC financial derivative transactions, there is a risk - over and above the general counterparty risk - that the counterparty may default or be unable to fully fulfil its commitments. When the Company and any of its Sub-funds enter into Total Return Swaps on a net basis, the two cash flows are offset and the Company or the Sub-fund will receive or pay, as the case may be, only the net amount of the two payments.

Total Return Swaps concluded on a net basis do not imply physical delivery of investments, other underlying assets or principal. As a result, it is anticipated that the risk of loss on Total Return Swaps will be limited to the net amount of the difference between the total return rate of a reference investment, an index or a basket of investments and fixed or variable payments. If the other

party to a Total Return Swaps is in default, under normal circumstances, the risk of loss of the Company or the concerned Sub-fund is the net amount of the total return of payments that the Company or the Sub-fund is contractually entitled to receive.

g) Risk related to the use of efficient portfolio management techniques

Securities lending

In case of financial-instrument lending transactions, the Sub-fund runs the risk that the recipient cannot comply with its obligation to return the lent financial instruments on the agreed date or furnish the additional requested collateral.

In relation to securities lending transactions, Investors must notably be aware that if the borrower of securities lent by a Sub-fund fails to return these there is a risk that the collateral received may realize less than the value of the securities lent out, whether due to inaccurate pricing, adverse market movements, a deterioration in the credit rating of issuers of the collateral, or the illiquidity of the market in which the collateral is traded. In case of reinvestment of cash collateral such reinvestment may (i) create leverage with corresponding risks and risk of losses and volatility, (ii) introduce market exposures inconsistent with the objectives of the Sub-fund, or (iii) yield a sum less than the amount of collateral to be returned. Any delays in the return of securities on loans may restrict the ability of a Sub-fund to meet delivery obligations under security sales.

Next to this risk there is a legal risk of the interpretation or inconsistency of the legal documentation, insecurity with respect to the law and general difficulty in getting laws recognised and/or passed.

The financial instruments lent by the Sub-fund, are placed in custody with a reputable bank or its duly appointed sub-custodians. There is always the risk that the assets placed in custody may be lost as a result of the liquidation, insolvency, bankruptcy, negligence of, or fraudulent activities by, the bank or the sub-custodian appointed by it.

Repurchase and reverse repurchase agreements

In relation to repurchase and reverse repurchase agreements, Investors must notably be aware that, in the event of the failure of the counterparty with which securities (or cash in case of a reverse repurchase transaction) of a Sub-fund has been placed, there is the risk that collateral received may yield less than the securities or cash placed out, whether because of inaccurate pricing of a traded instrument or, adverse market movements, or the illiquidity of the market in which the securities are traded. Any difficulty in realizing and/or liquidating collateral may restrict the ability of a Sub-fund to meet its obligations or investment objectives.

Next to this risk there is a legal risk of the interpretation or inconsistency of the legal documentation, insecurity with respect to the law and general difficulty in getting laws recognised and/or passed.

The securities (cash) placed by a counterparty in custody with a reputable bank or its duly appointed sub-custodians. There is always the risk that these assets placed in custody may be lost as a result of the liquidation, insolvency, bankruptcy, negligence of, or fraudulent activities by, the bank or the sub-custodian appointed by it.

h) Risk related to specific countries, regions or sectors

The Sub-funds may invest in equities, bonds and other marketable debt securities and instruments of issuers located in various countries and geographic regions. The economies of individual countries may differ favorably or unfavorably from each other having regard to: gross domestic product or gross national product, rate of inflation, capital reinvestment, resource self-sufficiency and balance of payments position. The reporting, accounting and auditing standards of issuers may differ, in some cases significantly, from country to country in important respects and less information from country to country may be available to Investors in securities or other assets. Nationalization, expropriation or confiscatory taxation, currency blockage, political changes, government regulation, political or social instability or diplomatic developments could affect adversely the economy of a country or the Sub-fund's investments in such country. In the event of expropriation, nationalization or other confiscation, the Sub-fund could lose its entire investment in the country involved. In addition, laws in countries governing business organizations, bankruptcy and insolvency may provide limited protection to security holders such as a Sub-fund. In this context special attention is given to the following regions/countries: (1) Emerging and less developed markets, (2) Chinese markets, and (3) Indian Markets.

Risk relating to small- and mid-cap companies

A Sub-fund may invest in securities of small- and/or mid-cap companies. Small- and mid-cap companies have a smaller operating scale and can be emerging in nature. Investing in these securities may expose a Sub-fund to risks such as higher volatility in share prices, less publicly available information, a lower degree of liquidity in the markets of these securities and greater vulnerability to fluctuations in the economic cycle. Also, it may be more common and faster for these small- and mid-cap companies to delist. It may have an adverse impact on the Sub-fund if the company that it invests in is delisted.

Emerging and less developed markets risk

In emerging and less developed markets the legal, judicial and regulatory infrastructure is still developing and there may be legal uncertainty both for local market participants and their overseas counterparts. Some markets may carry higher risks for investors who should therefore ensure that, before investing, they understand the risks involved and are satisfied that despite the substantial risk of loss of investment, their investment is suitable as part of their portfolio.

Investors should recognize that the potential social, political and economic instability of some of the African, frontier, emerging and Eastern European countries certain Sub-funds intend to invest in, could impact the value and liquidity of the investments of these Sub-funds. Furthermore, investments in some countries may be subject to currency risk as currencies have often experienced periods of weakness or repeated devaluations. Also, investments in emerging markets may be subject to a higher volatility.

More specifically, Investors should consider the following risk warnings if they invest in Sub-funds investing in African, frontier, emerging markets or newly industrialized countries:

- economic and/or political instability could lead to legal, fiscal and regulatory changes or the reversal of legal/fiscal/regulatory/market reforms. Assets could be compulsorily acquired without adequate compensation;
- the interpretation and application of decrees and legislative acts can be often contradictory and uncertain, particularly in respect of matters relating to taxation;
- the accounting and audit systems may not accord with international standards;
less developed custody and settlement system in safekeeping of securities as well as in the registration of assets, where registrars are not always subject to effective government supervision;
- conversion into a foreign currency or transfer from some markets of proceeds received from the sale of securities cannot be guaranteed. The value of the currency in some markets, in relation to other currencies, may decline as such the value of the investment is adversely affected;
- the securities markets of some countries lack the liquidity, efficiency, regulatory and supervisory controls of more developed markets and lack of liquidity may adversely affect the value or ease of disposal of assets;
- in some markets, there may be no secure method of delivery against payment which would avoid exposure to counterparty risk. It may be necessary to make payment on a purchase or delivery on a sale before receipt of the securities or, as the case may be, sale proceeds.

Currently certain markets in Russia, Africa, frontier, emerging and other Eastern European countries do not qualify as Regulated Markets under the investment restrictions and therefore, investments in securities dealt on such markets are subject to the 10% limit set forth under restriction I. (2) of [APPENDIX II – INVESTMENT RESTRICTIONS](#).

The Moscow Exchange MICEX – RTS can be considered as a Regulated Market. Accordingly, the 10% limit generally applicable to securities which are listed or traded on markets in Russia will not apply to investments in securities listed or traded on the Moscow Exchange MICEX – RTS. However, the risk warnings regarding investments in emerging and less developed markets will continue to apply to all investments in Russia.

Given the political and market environment as of the date of this Prospectus, no investments in Russia are contemplated. If and as soon as conditions for investment in Russia return to acceptable (and if considered in the interest of Investors), the Management Company or the Portfolio Manager may seek exposure to Russia and Russian issuers.

Risks relates to the Chinese domestic securities markets

Some Sub-funds may invest directly or indirectly in the Chinese domestic securities market. These securities include China A-shares. China A-shares are shares issued by companies incorporated in the People's Republic of China ("PRC") and listed on the PRC stock exchanges, traded in the lawful currency of PRC and available for investment by domestic (Chinese) investors, QFI License Holders and via stock connect programmes (for a limited set of China A-shares) ("Stock Connect"). Other than the risks mentioned under section "*Emerging and less developed markets risk*" above, investments in China A shares are subject to additional risks:

RMB Currency and Exchange risk

The Chinese Renminbi ("RMB") is traded in two different markets i.e. onshore RMB ("CNY") and offshore RMB ("CNH"). CNY has moved to a managed floating exchange rate with reference to a basket of foreign currencies. While CNY is not freely

convertible, CNH is freely convertible outside of China and thus both currencies trade at different rates. Investor should note that RMB convertibility between CNH and CNY is a managed process subject to exchange controls and certain restrictions by the PRC government.

The RMB Hedged Share Classes participate in the CNH market, which allows investors to freely transact CNH outside of mainland China. The RMB Hedged Share Classes will have no requirement to remit CNH to CNY. However, non-RMB based investors are exposed to foreign exchange risk and there is no assurance that RMB against investors' base currencies will not depreciate. Any depreciation of RMB and/or RMB currency conversion incurred could adversely affect the value of an Investor's investment in a Sub-fund. Under exceptional circumstances, payment of redemptions and/or dividend payment in RMB may be delayed due to the exchange controls and restrictions applicable to RMB.

Taxation risk

Under the general taxing provision of the PRC Corporate Income Tax Law, a non-resident enterprise is subject to 10% withholding income tax ("WHT") on PRC sourced interest income, dividends, and capital gains, provided that the non-resident enterprise is not considered to be a tax resident in the PRC by virtue of effective management and control or by having a PRC tax establishment. It is intended that the QFI License Holder will be managed and operated such that it would not be considered a tax resident in the PRC or to have a PRC tax establishment, although this cannot be guaranteed.

Pursuant to Circular Guoshuihan [2009] No.47, dividends income sourced from the PRC derived by QFIs are generally subject to PRC WHT at a rate of 10% and are required to be withheld by the payer. If such WHT is subject to reduction or exemption in accordance with an applicable tax treaty signed with the PRC, QFIs can apply for a tax refund.

Additionally, pursuant to Circular Caishui [2014] No.79 ("Circular 79"), capital gains realized on or after November 17, 2014 by QFIs from the trading of A-Shares are temporarily exempted from PRC Corporate Income Tax (CIT), while gains realized by QFIs prior to 17 November 2014 from disposal of PRC equity investments should be subject to PRC CIT according to the PRC CIT Law. The exemption under Circular 79 is applicable to QFIs which do not have an establishment or place of business or a permanent establishment ("PE") in the PRC, or QFIs which have a PE in the PRC but the gains derived from the disposal of PRC equity investments are not effectively connected to such PE. According to Caishui [2016] No. 36 ("Circular 36") and Caishui [2016] No.70 ("Circular 70"), capital gains realized by QFIs from the trading of PRC securities in the PRC are exempted from VAT.

However, none of Circular 79 or Circular 70 specified an expiry date for these temporary exemptions, and thus both may be subject to termination by the PRC authorities with or without notice. If these temporary exemptions expire or are withdrawn, QFIs would be subject to PRC WHT and VAT in respect of capital gains on PRC A-Shares under current PRC tax regime.

Under the prevailing PRC Stamp Duty ("PRC SD") Law, which became effective on July 1, 2022, QFIs are subject to PRC SD at a rate of 0.1% with respect to the sale of A-Shares. The purchase of A-Shares is currently not subject to PRC SD.

The tax laws, regulations and practice in the PRC are constantly changing, and they may be changed with retrospective effect. Any provision for taxation made by the relevant Sub-funds may be excessive or inadequate to meet final PRC tax liabilities on capital gains derived from indirect and direct China A-shares investments. Any excessive provision or inadequate provision for such taxation may impact the performance and hence the net asset value of the Sub-funds during the period of such excessive or inadequate provision. Consequently, Investors may be advantaged or disadvantaged depending upon the final outcome of how capital gains from indirect and direct China A-shares investments will be taxed, the level of tax provision and when the Investors subscribed and/or redeemed their Shares in/from the Sub-fund.

Gains derived from the trading of PRC equity investments (including China A-shares) will be temporarily exempt from PRC corporate income tax and value added tax. However, Hong Kong and overseas investors (such as the Sub-funds) are required to pay tax on dividends and/or bonus shares at the rate of 10% which will be withheld and paid to the relevant authority by the listed companies. The Sub-funds which invest in China A-shares may be adversely affected as a result.

Investments via the QFI program

Sub-funds may invest directly in the PRC via the QFI status and are subject to the following risks:

Liquidity risk

Investments via the QFI program are subject to restrictions imposed by the Chinese governments that may negatively affect the liquidity and performance of relevant Sub-funds. Under prevailing regulations, QFI holders are no longer subject to any lock-up periods, prior approval or other repatriation restrictions although a review on authenticity and compliance will be conducted on each remittance and repatriation by the PRC Custodian. There is no assurance that relevant rules and regulations will not change or that lock-up periods or other repatriation restrictions will not be imposed in the future. Any restrictions on repatriation or rejection by the PRC Custodian in case of non-compliance with respective rules and regulations will delay the repatriation process. As a consequence, a Sub-fund's ability to meet redemption requests may be affected.

Regulatory risks

The current QFI Regulations which regulate investments in the PRC are relatively new and their application may depend on the interpretation given by the relevant Chinese authorities. A Sub-fund's ability to make relevant investments or to fully implement or pursue its investment objectives and strategy is subject to the applicable laws, rules and regulations (including investment restrictions, minimum investment holding periods and requirements on repatriation of principal and profits) in the PRC, which may be subject to change with potential retrospective effect. The relevant Sub-fund may be adversely affected as a result of such changes.

A Sub-fund may suffer substantial losses in case the approval of the QFI status is being revoked/terminated or otherwise invalidated as the Sub-fund may be required to dispose of its securities holdings and/or may be prohibited from trading the relevant securities and repatriation of the Sub-fund's assets.

Quota risk

Despite QFI holders are not subject to quota restrictions under QFI regimes, it is uncertain that relevant rules or regulations will change or quota restrictions will be imposed in the future. Any quota restrictions will adversely affect the Sub-fund's ability to achieve its investment objective. It is possible that a Sub-fund may not be able to accept additional subscriptions due to this limitation.

Custody risks and PRC broker risks

Investors should note that cash deposited in the cash account of a Sub-fund concerned with the PRC Custodians will not be segregated but will be a debt owing from the PRC Custodian to a Sub-fund as a depositor.

Such cash will be co-mingled with cash belonging to other clients of the PRC Custodians. In the event of bankruptcy or liquidation of the PRC Custodians, the Sub-fund concerned will not have any proprietary rights to the cash deposited in such cash account, and a Sub-fund will become an unsecured creditor of the defaulted PRC Custodian. The Sub-fund concerned may face difficulty and/or encounter delays in recovering such debt, or may not be able to recover it in full or at all, in which case the Sub-funds will suffer losses.

A Sub-fund may incur losses due to the acts or omissions of either the relevant brokers or the PRC Custodians in the execution or settlement of any transaction or in the transfer of any funds or securities. Subject to the applicable laws and regulations in the PRC, the Depository will make arrangements to ensure that the PRC Custodians has appropriate procedures to properly safe-keep a Sub-fund's assets.

In the event of any default or disqualification from performing its obligations of either the relevant broker or the PRC Custodians in the execution or settlement of any transaction or in the transfer of monies or securities, a Sub-fund may encounter delays in recovering their assets and may suffer substantial losses which may in turn adversely impact the net asset value of such Sub-fund.

Investments via Stock Connect

Sub-funds may invest via the Shanghai-Hong Kong Stock Connect and Shenzhen-Hong Kong Stock Connect ("Stock Connect") with the aim to give investors direct access to eligible China A-shares. Investments via Stock Connect may expose to change the following risks:

Regulatory setup

A leading principal of trading securities through Stock Connect is that the laws, rules and regulations of the home market of the applicable securities shall apply to Investors in such securities. Therefore, for the relevant Sub-funds that invest in Chinese A-shares via Stock Connect, the PRC is the home market. As such, the laws, rules and regulations of the PRC regarding Stock Connect must be observed by the relevant Sub-funds. If such laws, rules and regulations are breached, the SSE and the SZSE have the power to carry out an investigation and may require SEHK participants to provide information about a Sub-fund and to assist in investigations. In addition to the above, certain Hong Kong legal and regulatory requirements will continue to apply when trading via Stock Connect.

Quota limitations

Stock Connect is subject to quota limitations which may restrict the relevant Sub-fund's ability to invest in China A-shares on a timely basis and as a result, the Sub-fund's ability to access the China A-shares market (and hence to pursue its investment strategy) will be adversely affected.

Legal/Beneficial Ownership risks

The safekeeping of the China A-shares involves a three tier structure in which the (sub-)custodian of the relevant Sub-fund holds the Stock Connect shares in accounts in the Hong Kong Central Clearing and Settlement System ("CCASS") maintained by the Hong Kong Central Clearing ("HKSCC") as central securities depository in Hong Kong. HKSCC in turn holds Stock Connect shares via a nominee account with ChinaClear in its name. The HKSCC, as a nominee and not the beneficial owner of Stock Connect shares, is under no obligation to take any legal action or court proceedings to enforce the rights of the relevant Sub-fund(s). Investors should note that Stock Connect shares will not be regarded as part of the general assets of HKSCC available for distribution to its creditors

Restrictions on trading days

Due to the differences in trading days, the Stock Connect operates only on days when both the PRC and Hong Kong markets are open for trading and when banks in both markets are open on the corresponding settlement days. The relevant Sub-fund may be subject to a risk of price fluctuations in China A-shares on a day that the PRC market is open for trading but the Hong Kong market is closed.

Suspension risk

The SEHK, SZSE and SSE reserve the rights to suspend trading if necessary for ensuring an orderly and fair market and managing risks prudently which would adversely affect the relevant Sub-fund's ability to access the PRC market.

Trading restrictions

PRC regulations require that before an investor sells any share, there should be sufficient shares in the account; otherwise the SSE and SZSE will reject the sell order concerned. Because of this requirement, Sub-funds may not be able dispose shares on a timely manner. In addition, stocks may be recalled from the scope of eligible stocks for trading via the Stock Connect. This may adversely affect the investment portfolio or strategies of the relevant Sub-funds.

Clearing and settlement risk

The Sub-fund's ability to invest through Stock Connect is subject to the performance by HKSCC of its obligations and any failure or delay by HKSCC may result in the failure of settlement, or loss of China A-shares. Should the remote event of a ChinaClear default, HKSCC's liabilities will be limited to assisting clearing participants in pursuing their claims against ChinaClear. HKSCC will in good faith, seek recovery of the outstanding stocks and monies from ChinaClear through available legal channels or through ChinaClear's liquidation. In the above events, the Sub-fund may suffer delay in the recovery process or may not be able to fully recover its losses from ChinaClear.

Operational risk

It should also be noted that any investment through Stock Connect is premised on the functioning of the operational systems of the relevant market participants and is therefore subject to the operational risk in terms of meeting certain information technology capability, risk management and other requirements as may be specified by the relevant exchange and/or clearing house.

Investors should be aware that it cannot be ensured that such systems will function properly or will continue to be adapted to changes and developments in both markets. In the event that relevant systems fail to function properly, trading through the program could be disrupted. A Sub-fund's ability to access the China A-share market (and hence to pursue their investment strategy) could be adversely affected by such an operational failure.

Taxation risk

Capital gains realized on the trading of A-Shares, including PRC "land-rich" companies, by foreign investors through the Shanghai-Hong Kong Stock Connect program are temporarily exempted from PRC WHT and VAT as according to Circular Caishui [2014] 81 ("Circular 81") and Circular 36.

With the approval from the PRC State Council, the State Taxation Administration ("STA"), Ministry of Finance ("MOF") and China Securities Regulatory Commission ("CSRC") jointly issued Caishui [2016] 127 ("Circular 127") on 5 November 2016 to clarify the PRC tax treatment of Shenzhen-Hong Kong Stock Connect. According to Circular 127, investors in the Hong Kong market (including enterprises and individuals) are temporarily exempted from WHT and VAT with respect to capital gains derived from the trading of A-Shares through Shenzhen-Hong Kong Stock Connect.

However, none of Circular 81 or Circular 127 specified an expiry date for these temporary exemptions, and thus both may be subject to termination by the PRC authorities with or without notice. If these temporary exemptions expire or are withdrawn, the Sub-funds would be subject to PRC WHT and VAT in respect of capital gains on PRC A-Shares under current PRC tax regime.

Investors in the Hong Kong market (including enterprises and individuals) are subject to WHT at a rate of 10% with respect to dividends received from A-Shares under the Stock Connect. If the recipient of the dividend is entitled to a lower treaty rate, it can apply to the tax bureau in-charge of the payer for a tax refund. Dividends derived from the investments in China A-Shares are not within the scope of China VAT.

Investors in the Hong Kong market should be subject to PRC SD at 0.1% with respect to the sale of A-Shares under the Stock Connect. The purchase of A-Shares is currently not subject to PRC SD.

It cannot be excluded that the Sub-funds investing in China A-shares through Stock Connect may be subject to new portfolio fees and tax concerned with income arising from stock transfers which are yet to be determined by the relevant authorities in addition to paying trading fees and stamp duties in connection with China A-share trading.

Risk associated with small- and mid-cap A-shares

Mainly via the SZSE, the relevant Sub-funds are able to invest in shares of small- and mid-cap companies. These investments may result in significant losses for a Sub-fund as these small- and mid-cap companies are usually of emerging nature with a smaller operating scale. Hence they may be subject to higher volatility in share prices and fluctuations in liquidity and may have higher risks and turnover ratios. Also, it may be more common and faster for these small- and mid-cap companies to delist. It may have an adverse impact on the Sub-fund if the company that it invests in is delisted.

China Interbank Bond Market Risks

The China bond market is made up of the interbank bond market and the exchange listed bond market. The China Interbank Bond Market ("CIBM") is an OTC market which foreign investors can invest via Foreign Access Regime and/or the Bond Connect programme.

To the extent that a Sub-fund transacts in the CIBM, the Sub-fund may also be exposed to risks associated with settlement procedures and default of counterparties. The counterparty which has entered into a transaction with the Sub-fund may default in its obligation to settle the transaction by delivery of the relevant security or by payment for value.

The CIBM is also subject to regulatory risks.

Investments via Bond Connect

Some Sub-funds may invest in the CIBM via Bond Connect. "Bond Connect" refers to a bond trading link between the PRC and Hong Kong which allows foreign institutional investors to invest in onshore Chinese bonds and other debt instruments traded on the CIBM. Bond Connect provides foreign institutional investors a more streamlined access to the CIBM. Under the prevailing regulations in mainland China, eligible foreign investors will be allowed to invest in the bonds circulated in the CIBM through the northbound trading of the Bond Connect ("Northbound Trading Link"). There will be no investment quota for the Northbound Trading Link.

In addition to the risks mentioned under section "Emerging and less developed markets risk", investments carried out via Bond Connect can also be subject to the following risks:

Legal/Beneficial Owner risk

Pursuant to the prevailing regulations in mainland China an offshore custody agent recognized by the Hong Kong Monetary Authority (currently, the Central Moneymarkets Unit ("CMU")) shall open omnibus nominee accounts with the onshore custody agent recognized by the People's Bank of China (China Central Depository & Clearing Co., Ltd and Shanghai Clearing House). All bonds purchased via the Bond Connect route will be held onshore by custody agents and will be registered in the name of CMU, which will hold such bonds as a nominee owner, not a beneficial owner. This structure may impose a legal risk for the Sub-fund(s) as CMU is not obliged to take any legal action or enter into court proceedings to enforce any rights on behalf of investors in Bond Connect securities in PRC. Investors should note that Bond Connect securities will not be regarded as part of the general assets of CMU available for distribution to its creditors.

For investments via Bond Connect, the relevant filings, registration with the People's Bank of China and account opening have to be carried out via an onshore settlement agent, offshore custody agent, registration agent or other third parties (as the case may be). As such, the Sub-funds are subject to the risks of default or errors or omissions on the part of such third parties.

As the legal structure of these Chinese counterparties are untested, it is unclear how the default of a counterparty will be settled. In the absence of legal ownership, a default of one of these counterparties, in any form, may impact the Sub-fund(s) adversely.

Market and Liquidity risk

Market volatility and potential lack of liquidity due to low trading volume may result in prices of debt securities traded on such market fluctuating significantly. Sub-funds investing in such market are therefore subject to liquidity and volatility risks and may suffer losses in trading PRC bonds. The bid and offer spreads of the prices of the PRC bonds may be large, and the relevant Sub-funds may therefore incur significant trading and realization costs and may even suffer losses when selling such investments.

Restrictions on trading days

By investing in CIBM via Bond Connect, the Sub-fund(s) may be subject to the risk of delays inherent to order placing and/or settlement systems. Trading through Bond Connect can only be undertaken on days when markets (and banks) in both the PRC and Hong Kong are open on the corresponding execution and settlements dates. Accordingly, the Sub-fund(s) may not be able to buy or sell at the desired time and price.

Operational risks

Investing in the CIBM via Bond Connect entails making use of recently developed trading platforms and operational systems. Due to the novelty of these platforms and systems, operational issues may occur. No assurance can be given that these systems and platforms will not be subject to changes which may adversely impact the Sub-funds.

Regulatory risks

The current regulation which applies to investments via Bond Connect is relatively new in nature and may be subject to change which potentially take retrospective effect. Currently, investments via Bond Connect are not subject to any quota. There is no assurance that quota will not be imposed in the future.

Investors should also be aware that when relevant mainland Chinese authorities suspend account opening or trading on the CIBM, the Sub-funds' ability to invest in the CIBM will be adversely affected. In such event, the Sub-fund's ability to achieve its investment objective will be negatively affected.

Not protected by Investor Compensation Fund

The investments via Bond Connect will not be covered by the Hong Kong's Investor Compensation Fund nor the China Securities Investor Protection Fund in the PRC. Therefore, Sub-funds are exposed the risks of default of the broker(s) they engage in their trading through the Bond Connect.

Risk relating to Urban Investment Bonds

Urban investment bonds are issued by Local Government Financing Vehicles ("LGFVs"), such bonds are typically not guaranteed by local governments or the PRC government. In the event that the LGFVs default on payment of principal or interest of the urban investment bonds, the relevant Sub-funds could suffer substantial loss and the Net Asset Value of the relevant Sub-funds could be adversely affected.

Taxation risk

There is no specific written guidance by the mainland China tax authorities on the treatment of income tax on capital gain derived from trading of PRC debt securities in the CIBM by eligible foreign institutional investors via the Bond Connect. Based on verbal comments from the PRC tax authorities, gains realized by foreign investors from investment in PRC debt securities are non-PRC sourced income and thus should not be subject to PRC WHT. However, there are no written tax regulations issued by the PRC tax authorities to confirm that interpretation. As a matter of practice, the collection of 10% WHT on capital gains realized by non-PRC tax resident enterprises from the trading of debt securities via Bond Connect has not been strictly enforced by the PRC tax authorities.

Pursuant to Circular 36, capital gains derived from the trading securities in China would be subject to 6% VAT, unless specifically exempted under the prevailing laws and regulations. Under Circular 36 and Circular 70, VAT exemption is available for the capital gains derived by foreign institutional investors from the trading of Chinese bonds in the CIBM.

Interest received from government bonds issued by the in-charge Finance Bureau of the State Council and/or local governments bonds approved by the State Council would be exempted from PRC Corporate Income Tax ("CIT") and VAT under the prevailing PRC CIT and VAT Law/regulations.

Interest received from non-government bonds (including corporate bonds) issued by PRC tax resident enterprise should be subject to 10% WHT, 6% VAT and other local surtaxes that could amount to as high as 12% of the VAT payable. Effective from 1 September 2021, foreign entities could be exempt from the above local surtaxes for sale of services in China pursuant to STA Public Notice [2021] No. 26 and Public Notice [2021] No. 28 jointly issued by MOF and STA. On 7 November 2018, the MOF and STA jointly issued Caishui [2018] No.108 ("Circular 108"), which stipulates that foreign institutional investors (without a place or establishment in China) are temporarily exempt from WHT and VAT in respect of the bond interest income received from 7

November 2018 to 6 November 2021 derived from bond market of Mainland China. This WHT and VAT exemption treatment on bond interest income received by foreign institutional investors was further extended to 31 December 2025 according to Caishui [2021] No.34 ("Circular 34"). There is no guarantee that such temporary tax exemption will continue to apply, will not be repealed or re-imposed retrospectively, or that no new tax regulations and practice relating to Bond Connect will not be promulgated in future.

i) Operational risk

The operational infrastructure which is used by the Company carries the inherent risk of potential losses due to, among other things processes, systems, staff and external events.

j) Other risks

Valuation risk

The assets in the Sub-funds are subject to valuation risk. This entails the financial risk that an asset is mispriced. Valuation risk can stem from incorrect data or financial modelling.

For derivatives valuation risk can arise out of different permitted valuation methods and the inability of derivatives to correlate perfectly with underlying securities, rates and indices. Many derivatives, in particular over-the-counter derivatives, are complex and often valued subjectively and the valuation can only be provided by a limited number of market professionals which often are acting as counterparties to the transaction to be valued, which may prejudice the independence of such valuations. Inaccurate valuations can result in increased cash payment requirements to counterparties or a loss of value of a Sub-fund.

Fiscal risk

During the existence of the Sub-funds, the applicable tax regime may change such that the tax treatment at the time of subscription could change, whether or not with retroactive effect.

Some of the Sub-funds may be subject to withholding and other taxes, including but not limited to capital gains and transaction taxes. Tax laws and regulations are subject to change, and changes may have retroactive effect. The interpretation and applicability of tax law and regulations by tax authorities is not as consistent and transparent in some jurisdictions as in others. Sub-funds may in practice not be able to obtain relief of tax formally entitled to.

A number of important fiscal aspects of the Sub-funds are described in the chapter on "Taxation". The Company expressly advises (potential) Shareholders to consult their own tax adviser in order to obtain advice about the fiscal implications associated with any investment in any of the Sub-funds before investing.

Outsourcing risk

The risk of outsourcing activities is that a third party may not comply with its obligations, notwithstanding existing agreements.

Model risk

Some Sub-funds apply models to make investment decisions. Model risk occurs when a model does not perform in accordance with its design. Model risk can materialise due to inaccurate data, model programming errors, technical errors or misinterpretation of the model results. Sub-funds that make use of models in their investment process or other processes, are subject to model risk.

FATCA related risks

Although the Company will be required to comply with obligations set forth under Luxembourg regulations and will attempt to satisfy any obligations until such regulations are in force and to avoid the imposition of any FATCA penalty withholding, no assurance can be given that the Company will be able to achieve this and/or satisfy such FATCA obligations. If the Company becomes subject to a FATCA penalty withholding as a result of the FATCA regime, the value of the Shares held by Shareholders may suffer material losses.

Prospective Investors should read the entire Prospectus and consult with their legal, tax and financial advisers before making any decision to invest in any Sub-fund. Moreover, the attention of the Investors is drawn to the fact that the Sub-funds may use derivative instruments. These instruments may present a leverage effect, which will increase the Sub-fund's sensitivity to market fluctuations. Refer to APPENDIX III – RISK MANAGEMENT PROCESS for information about the global exposure per Sub-fund.

APPENDICES

APPENDIX I – INFORMATION PER SUB-FUND

1. Global Equity Sub-funds

a) Robeco BP Global Premium Equities

Investment policy

Objective The aim of the Sub-fund is to provide long term capital growth while at the same time promoting certain ESG (i.e. Environmental, Social and corporate Governance) characteristics and integrating sustainability risks in the investment process.

Strategy The Sub-fund will take exposure of at least two-thirds of its total assets to equities of companies all over the world. This Sub-fund is an all cap fund, which may invest in large cap companies, as well as, small-/mid-cap companies. The reference to "Premium" in the name of the Sub-fund refers primarily to the fact that the Sub-fund aims to capture a higher performance by also investing in small-/mid-cap companies next to large cap companies and also refers to the Sub-fund's aim for a higher performance by focusing on companies with attractive value characteristics, strong business fundamentals and improving momentum.

The Sub-fund will focus on investing in companies with attractive value characteristics (undervalued), strong business fundamentals (high returns on invested capital) and improving momentum (improving trends/rising earnings). The Sub-fund will take exposure of at least two-thirds of its total assets to equities of companies that mainly operate in mature economies (developed markets).

The Sub-fund promotes environmental and/or social characteristics within the meaning of Article 8 of the Regulation (EU) 2019/2088 of 27 November 2019 on sustainability-related disclosures in the financial sector. The Sub-fund strives for economic results, while at the same time taking into account environmental, social and governance characteristics which are further explained in Appendix VIII.

The Sub-fund is actively managed. The investment policy is not constrained by a benchmark but the Sub-fund uses a benchmark index in its marketing materials for comparison purposes. Part of the stocks selected will be components of the benchmark, but stocks outside the benchmark may be selected too. The Portfolio Manager may use its discretion to invest in companies or sectors not included in the benchmark based upon opportunities found through fundamental research.

The investment strategy aims to outperform the benchmark over the long run. The Sub-fund can deviate substantially from the issuer, country and sector weightings of the benchmark. There are no restrictions on the deviation from the benchmark.

The benchmark is a broad market weighted index that is not consistent with the environmental, social and governance characteristics promoted by the Sub-fund.

*Financial Instruments
and Investment
Restrictions*

With due consideration given to the investment restrictions and to the extent permitted by the applicable legislation, the Sub-fund may invest in equities, convertible bonds, bonds issued and/or guaranteed by government, public or local authority with a minimum rating of investment grade or higher, non-government bonds, units of UCITS and/or other UCIs and derivatives to achieve the investment goals of the Sub-fund.

The Sub-fund is allowed to invest in money market instruments, bank deposits (other than deposits at sight) and other eligible liquid assets for treasury purposes and in case of unfavourable market conditions.

The Sub-fund may hold up to 20% of its net assets in ancillary liquid assets (bank deposits at sight, such as cash held in current accounts). Under exceptionally unfavourable market conditions and if justified in the interest of the Shareholders, the Sub-fund may temporarily exceed the aforementioned limit for investment in ancillary liquid assets and other liquid instruments.

Exchange traded and over-the-counter derivatives are permitted, including but not limited to futures, swaps, options, currency forwards and/or combinations of the above. Whilst the Sub-fund may use

derivatives for investment purposes as well as for hedging and efficient portfolio management, it does not intend to utilize derivatives extensively for such purposes.

Currency The Sub-fund is exposed to the exchange rate movements of the currencies in which the assets of the Sub-fund are denominated.

Profile of the typical Investor The Sub-fund is suitable for Investors who seek ESG considerations to be integrated as binding element in the investment process, while still seeking optimum returns.

This Sub-fund is suitable for Investors who see funds as a convenient way of participating in capital market developments. It is also suitable for informed and/or experienced Investors wishing to attain defined investment objectives. The Sub-fund does not provide a capital guarantee. The Investor must be able to accept volatility. This Sub-fund is suitable for Investors who can afford to set aside the capital for at least 5-7 years. It can accommodate the investment objective of capital growth, income and/or portfolio diversification.

Please note that such information is provided for reference only and Investors should consider their own circumstances, including without limitation, their own risk tolerance level, financial circumstance, investment objective etc., before making any investment decisions. If in doubt, Investors should seek professional advice.

Risk profile of the Sub-fund The investments in equity of companies may involve risks (for example linked to transferable securities and stock markets), such as exchange rates and volatility risks. The Sub-fund's investments are subject to market fluctuations. No assurance can, therefore, be given that the Sub-fund's investment objective will be achieved. It cannot be guaranteed either that the value of a Share in the Sub-fund will not fall below its value at the time of acquisition.

The sustainability risk profile can be split into different sustainability risk sources and is expressed using categories ranging from lowest risk till highest risk. The risk classification relates to both the probability and potential negative impact of sustainability risk on the portfolio return. The classification relates to the portfolio only: there is no comparison to any benchmark.

Robeco distinguishes between sustainability risk of companies and governments. For companies, there is a total risk classification, a classification of environmental risks, a classification of social risks, and a classification of governance risk. The classifications are based on a variety of Environmental, Social, and Governance (ESG) issues provided by a third party that is specialized in the assessment of sustainability risks. The classification provides an indication of the probability and potential impact of an ESG event in the period of one year.

| <i>Company Risk</i> | ← <i>Lowest</i> | <i>Highest</i> → |
|-------------------------------|-----------------|------------------|
| Sustainability Risk (Overall) | | X |
| Environmental Risk | X | |
| Social Risk | | X |
| Governance Risk | X | |

Robeco makes use of a climate risk metric provided by a third party specialized in climate risk. Based on a 1.5-degrees decarbonization pathway, the potential impact of climate transition risk is estimated. This is a reflection of the potential decarbonization costs for the next 80 years, of which the heavy point is estimated to be approximately in 15 years. This impact on return is compared to the market risk profile of the Sub-fund and turned into risk classification.

| <i>Company Risk</i> | ← <i>Lowest</i> | <i>Highest</i> → |
|-------------------------|-----------------|------------------|
| Climate Transition Risk | X | |

Climate change leads to extreme weather events that may have a negative economic impact on investments. Based on a climate risk model provided by a third party specialized in climate risk, the

physical risks that the portfolio is most vulnerable to are assessed. This Sub-fund's primary physical risks are (1) Extreme heat, (2) Coastal Flooding, and (3) Tropical Cyclone.

Climate risk models are complex and surrounded by a high degree of uncertainty as result of assumptions and availability of data. As result, a change in the methodology may lead to a change in the risk classification. The climate risk model assesses the potential costs for decarbonizing for companies. Active policies and ambitions of companies are not taken into account contrary to the 'ESG' scores that focus on policies and ambitions.

Risk considerations for the Sub-fund

Investors should note that, in addition to the above mentioned risks, the Sub-fund may use derivatives as part of its investment strategy and such investments are inherently volatile and the Sub-fund could potentially be exposed to additional risks and costs should the market move against it. Such market conditions could mean that Investors could, in certain circumstances, face minimal or no returns, or may even suffer a loss on such investments.

The investment risk will be measured using quantitative techniques. The investment risk of using derivatives is also incorporated in these quantitative techniques. For more information regarding e.g. the exposure calculation method, the maximum leverage or the expected levels of leverage as a result of the use of derivatives as well as a brief explanation as to the basis for such calculation, please consult [APPENDIX III – RISK MANAGEMENT PROCESS](#).

Portfolio Manager

The Management Company has appointed Boston Partners Global Investors Inc. as Portfolio Manager. Boston Partners Global Investors Inc. is in charge of the day-to-day management of the assets of the Sub-fund. The agreement with Boston Partners Global Investors Inc. shall terminate immediately on termination of the Management Company Services Agreement. The reference to "BP" in the name of the Sub-fund is to "Boston Partners" which is a short name of Boston Partners Global Investors Inc.

Base currency

EUR

Type of Currency Hedged Share Classes (H)

Portfolio Hedge

Issue date

13 December 2004

| Share Classes | Management fee | Service fee | Type | Performance Fee portion |
|---------------------------------|----------------|-------------|--------------|-------------------------|
| Regular share classes | | | | |
| Class A | 1.50% | 0.16% | Accumulating | N/A |
| Class AH | 1.50% | 0.16% | Accumulating | N/A |
| Class A1 | 1.50% | 0.16% | Distributing | N/A |
| Class A1H | 1.50% | 0.16% | Distributing | N/A |
| Class B | 1.25% | 0.16% | Distributing | N/A |
| Class BH | 1.25% | 0.16% | Distributing | N/A |
| Class D | 1.25% | 0.16% | Accumulating | N/A |
| Class DH | 1.25% | 0.16% | Accumulating | N/A |
| Class D2 | 1.50% | 0.16% | Accumulating | N/A |
| Class D2H | 1.50% | 0.16% | Accumulating | N/A |
| Class D3 | 1.50% | 0.16% | Distributing | N/A |
| Class D3H | 1.50% | 0.16% | Distributing | N/A |
| Class E | 1.25% | 0.16% | Distributing | N/A |
| Class EH | 1.25% | 0.16% | Distributing | N/A |
| Class M | 2.25% | 0.16% | Accumulating | N/A |
| Class MH | 2.25% | 0.16% | Accumulating | N/A |
| Class M2 | 2.50% | 0.16% | Accumulating | N/A |
| Class M2H | 2.50% | 0.16% | Accumulating | N/A |
| Class M3 | 2.50% | 0.16% | Distributing | N/A |
| Class M3H | 2.50% | 0.16% | Distributing | N/A |
| Privileged share classes | | | | |
| Class C | 0.63% | 0.16% | Distributing | N/A |
| Class CH | 0.63% | 0.16% | Distributing | N/A |

| | | | | |
|-----------------------------|-------|-------|--------------|-----|
| Class Cx | 0.63% | 0.16% | Distributing | N/A |
| Class CxH | 0.63% | 0.16% | Distributing | N/A |
| Class F | 0.63% | 0.16% | Accumulating | N/A |
| Class FH | 0.63% | 0.16% | Accumulating | N/A |
| Class G | 0.63% | 0.16% | Distributing | N/A |
| Class GH | 0.63% | 0.16% | Distributing | N/A |
| Class F | 0.63% | 0.16% | Accumulating | N/A |
| Class FH | 0.63% | 0.16% | Accumulating | N/A |
| Class S | 0.63% | 0.16% | Accumulating | N/A |
| Class SH | 0.63% | 0.16% | Accumulating | N/A |
| Institutional share classes | | | | |
| Class I | 0.68% | 0.12% | Accumulating | N/A |
| Class IH | 0.68% | 0.12% | Accumulating | N/A |
| Class IB | 0.68% | 0.12% | Distributing | N/A |
| Class IBx | 0.68% | 0.12% | Distributing | N/A |
| Class IBH | 0.68% | 0.12% | Distributing | N/A |
| Class IBxH | 0.68% | 0.12% | Distributing | N/A |
| Class IE | 0.68% | 0.12% | Distributing | N/A |
| Class IEH | 0.68% | 0.12% | Distributing | N/A |
| Class K | 0.68% | 0.12% | Accumulating | N/A |
| Class KE | 0.63% | 0.12% | Distributing | N/A |
| Class K | 0.68% | 0.12% | Accumulating | N/A |
| Class KH | 0.68% | 0.12% | Accumulating | N/A |
| Class Y | 0.68% | 0.12% | Accumulating | N/A |
| Class YH | 0.68% | 0.12% | Accumulating | N/A |
| Class Z | 0.00% | 0.00% | Accumulating | N/A |
| Class ZH | 0.00% | 0.00% | Accumulating | N/A |
| Class ZB | 0.00% | 0.00% | Distributing | N/A |
| Class ZBH | 0.00% | 0.00% | Distributing | N/A |

See Section 3.1 for a more detailed description of all Fees and Expenses.

b) Robeco QI Global Conservative Equities

Investment policy

Objective The aim of the Sub-fund is to provide long term capital growth while at the same time aiming for a better sustainability profile compared to the Benchmark by promoting certain ESG (i.e. Environmental, Social and corporate Governance) characteristics and integrating sustainability risks in the investment process.

Strategy The Sub-fund will take exposure of at least two-thirds of its total assets to equities of companies all over the world. The Sub-fund will focus on investing in equities that show lower expected volatility than average global equity. Conservative stands for the focus on equity with lower expected volatility.

The Sub-fund promotes environmental and/or social characteristics within the meaning of Article 8 of the Regulation (EU) 2019/2088 of 27 November 2019 on sustainability-related disclosures in the financial sector. The Sub-fund strives for economic results, while at the same time taking into account environmental, social and governance characteristics which are further explained in Appendix VIII.

The Sub-fund is actively managed and uses the Benchmark for asset allocation purposes. However, although securities may be components of the Benchmark, securities outside the Benchmark may be selected too. The Sub-fund can deviate substantially from the weightings of the Benchmark. The Management Company has discretion over the composition of the portfolio subject to the investment objectives. The Sub-fund aims to achieve returns equal to, or greater than, those on the Benchmark with lower expected downside risk, whilst still controlling relative risk through the applications of limits (on countries and sectors) to the extent of deviation from the Benchmark.

The Benchmark is a broad market weighted index that is not consistent with the environmental, social and governance characteristics promoted by the Sub-fund.

Financial Instruments and Investment Restrictions

With due consideration given to the investment restrictions and to the extent permitted by the applicable legislation, the Sub-fund may invest in equities, convertible bonds, securities issued and/or guaranteed by government, public or local authority with a minimum rating of investment grade, non-government bonds and derivatives to achieve the investment goals of the Sub-fund.

The Sub-fund is allowed to invest in money market instruments, bank deposits (other than deposits at sight) and other eligible liquid assets for treasury purposes and in case of unfavourable market conditions.

The Sub-fund may hold up to 20% of its net assets in ancillary liquid assets (bank deposits at sight, such as cash held in current accounts). Under exceptionally unfavourable market conditions and if justified in the interest of the Shareholders, the Sub-fund may temporarily exceed the aforementioned limit for investment in ancillary liquid assets and other liquid instruments.

For the purpose of gaining exposure to shares of companies of the People's Republic of China ("PRC") listed in China, the Sub-fund may invest up to 10% of its net assets in China A-shares (via QFI and/or Stock Connect programmes) and China B-shares issued by companies in the PRC and listed on PRC stock exchanges. At least one month's prior notice will be given to Investors if the Sub-fund intends to invest more than 10% of its net assets in China A-shares and China B-shares and the Prospectus will be updated accordingly.

The Sub-fund may invest up to 10% of its total assets in other UCIs and/or UCITS that may be managed by an Affiliated Entity and/or Shares in Sub-funds of the Company.

Exchange traded and over-the-counter derivatives are permitted, including but not limited to futures, swaps, options, currency forwards and/or combinations of the above. Whilst the Sub-fund may use derivatives for investment purposes as well as for hedging and efficient portfolio management, it does not intend to utilize derivatives extensively for such purposes.

Currency The Sub-fund is exposed to the exchange rate movements of the currencies in which the assets of the Sub-fund are denominated.

Profile of the typical Investor

The Sub-fund is suitable for Investors who want ESG considerations to be integrated as binding element in the investment process, but also to make a contribution to an environmental objective e.g. environmental footprint reduction, in addition to creating returns. It is also suitable for informed and/or experienced Investors wishing to attain defined investment objectives. The Sub-

fund does not provide a capital guarantee. The Investor must be able to accept volatility. This Sub-fund is suitable for Investors who can afford to set aside the capital for at least 5-7 years. It can accommodate the investment objective of capital growth, income and/or portfolio diversification.

Please note that such information is provided for reference only and Investors should consider their own circumstances, including without limitation, their own risk tolerance level, financial circumstance, investment objective etc., before making any investment decisions. If in doubt, Investors should seek professional advice.

Risk profile of the Sub-fund

In emerging and less developed markets the legal, judicial and regulatory infrastructure are still developing and there may be legal uncertainty both for local market participants and their overseas counterparts. Some markets may carry higher risks for Investors who should therefore ensure that, before investing, they understand the risks involved and are satisfied that despite the substantial risk of loss of investment, their investment is suitable as part of their portfolio.

This Sub-fund might invest in China A-shares. Investments in China A-shares carry increased risks, most notably liquidity and credit risks. For further information on these risks, Investors should refer to the heading "Chinese markets risks" under "Section 4 – Risk Considerations" above.

The investments in equity of companies may involve risks (for example linked to transferable securities and stock markets), such as exchange rates and volatility risks. The Sub-fund's investments are subject to market fluctuations. No assurance can, therefore, be given that the Sub-fund's investment objective will be achieved. It cannot be guaranteed either that the value of a Share in the Sub-fund will not fall below its value at the time of acquisition.

The sustainability risk profile can be split into different sustainability risk sources and is expressed using categories ranging from lowest risk till highest risk. The risk classification relates to both the probability and potential negative impact of sustainability risk on the portfolio return. The classification relates to the portfolio only: there is no comparison to any benchmark.

Robeco distinguishes between sustainability risk of companies and governments. For companies, there is a total risk classification, a classification of environmental risks, a classification of social risks, and a classification of governance risk. The classifications are based on a variety of Environmental, Social, and Governance (ESG) issues provided by a third party that is specialized in the assessment of sustainability risks. The classification provides an indication of the probability and potential impact of an ESG event in the period of one year.

| <i>Company Risk</i> | ← <i>Lowest</i> | <i>Highest</i> → |
|-------------------------------|-----------------|------------------|
| Sustainability Risk (Overall) | | X |
| Environmental Risk | X | |
| Social Risk | | X |
| Governance Risk | | X |

Robeco makes use of a climate risk metric provided by a third party specialized in climate risk. Based on a 1.5-degrees decarbonization pathway, the potential impact of climate transition risk is estimated. This is a reflection of the potential decarbonization costs for the next 80 years, of which the heavy point is estimated to be approximately in 15 years. This impact on return is compared to the market risk profile of the Sub-fund and turned into risk classification.

| <i>Company Risk</i> | ← <i>Lowest</i> | <i>Highest</i> → |
|-------------------------|-----------------|------------------|
| Climate Transition Risk | | X |

Climate change leads to extreme weather events that may have a negative economic impact on investments. Based on a climate risk model provided by a third party specialized in climate risk, the physical risks that the portfolio is most vulnerable to are assessed. This Sub-fund's primary physical risks are (1) Extreme Heat, (2) Coastal Flooding, and (3) Tropical Cyclone.

Climate risk models are complex and surrounded by a high degree of uncertainty as result of assumptions and availability of data. As result, a change in the methodology may lead to a change in the risk classification. The climate risk model assesses the potential costs for decarbonizing for companies. Active policies and ambitions of companies are not taken into account contrary to the 'ESG' scores that focus on policies and ambitions.

Risk considerations for the Sub-fund Investors should note that, in addition to the above mentioned risks, the Sub-fund may use derivatives as part of its investment strategy and such investments are inherently volatile and the Sub-fund could potentially be exposed to additional risks and costs should the market move against it. Such market conditions could mean that Investors could, in certain circumstances, face minimal or no returns, or may even suffer a loss on such investments.

The investment risk will be measured using quantitative techniques. The investment risk of using derivatives is also incorporated in these quantitative techniques. For more information regarding e.g. the exposure calculation method, the maximum leverage or the expected levels of leverage as a result of the use of derivatives as well as a brief explanation as to the basis for such calculation, please consult [APPENDIX III – RISK MANAGEMENT PROCESS](#).

Base currency EUR

Type of Currency Hedged Share Classes (H) Portfolio Hedge

Issue date 14 December 2011

| Share Classes | Management fee | Service fee | Type | Performance Fee portion |
|--------------------------|----------------|-------------|--------------|-------------------------|
| Regular share classes | | | | |
| Class A | 1.50% | 0.16% | Accumulating | N/A |
| Class AH | 1.50% | 0.16% | Accumulating | N/A |
| Class A1 | 1.50% | 0.16% | Distributing | N/A |
| Class A1H | 1.50% | 0.16% | Distributing | N/A |
| Class B* | 0.80% | 0.16% | Distributing | N/A |
| Class Ba* | 0.80% | 0.16% | Distributing | N/A |
| Class BH* | 0.80% | 0.16% | Distributing | N/A |
| Class BaH* | 0.80% | 0.16% | Distributing | N/A |
| Class D | 0.80% | 0.16% | Accumulating | N/A |
| Class DH | 0.80% | 0.16% | Accumulating | N/A |
| Class D2 | 1.50% | 0.16% | Accumulating | N/A |
| Class D2H | 1.50% | 0.16% | Accumulating | N/A |
| Class D3 | 1.50% | 0.16% | Distributing | N/A |
| Class D3H | 1.50% | 0.16% | Distributing | N/A |
| Class E* | 0.80% | 0.16% | Distributing | N/A |
| Class EH* | 0.80% | 0.16% | Distributing | N/A |
| Class M | 2.25% | 0.16% | Accumulating | N/A |
| Class MH | 2.25% | 0.16% | Accumulating | N/A |
| Class M2 | 1.75% | 0.16% | Accumulating | N/A |
| Class M2H | 1.75% | 0.16% | Accumulating | N/A |
| Class M3 | 2.50% | 0.16% | Distributing | N/A |
| Class M3H | 2.50% | 0.16% | Distributing | N/A |
| Privileged share classes | | | | |
| Class C* | 0.40% | 0.16% | Distributing | N/A |
| Class CH* | 0.40% | 0.16% | Distributing | N/A |
| Class Cx | 0.40% | 0.16% | Distributing | N/A |
| Class CxH | 0.40% | 0.16% | Distributing | N/A |
| Class F | 0.40% | 0.16% | Accumulating | N/A |
| Class FH | 0.40% | 0.16% | Accumulating | N/A |
| Class G* | 0.40% | 0.16% | Distributing | N/A |
| Class GH* | 0.40% | 0.16% | Distributing | N/A |
| Class S | 0.40% | 0.16% | Accumulating | N/A |
| Class SH | 0.40% | 0.16% | Accumulating | N/A |

| Institutional share classes | | | | |
|-----------------------------|-------|-------|--------------|-----|
| Class I | 0.45% | 0.12% | Accumulating | N/A |
| Class IH | 0.45% | 0.12% | Accumulating | N/A |
| Class IB | 0.45% | 0.12% | Distributing | N/A |
| Class IBx | 0.45% | 0.12% | Distributing | N/A |
| Class IBH | 0.45% | 0.12% | Distributing | N/A |
| Class IBxH | 0.45% | 0.12% | Distributing | N/A |
| Class IE | 0.45% | 0.12% | Distributing | N/A |
| Class K | 0.45% | 0.12% | Accumulating | N/A |
| Class KH | 0.45% | 0.12% | Accumulating | N/A |
| Class K1 | 0.45% | 0.12% | Accumulating | N/A |
| Class K1H | 0.45% | 0.12% | Accumulating | N/A |
| Class K2 | 0.45% | 0.12% | Accumulating | N/A |
| Class K2H | 0.45% | 0.12% | Accumulating | N/A |
| Class K3 | 0.45% | 0.12% | Accumulating | N/A |
| Class K3H | 0.45% | 0.12% | Accumulating | N/A |
| Class Z | 0.00% | 0.00% | Accumulating | N/A |
| Class ZH | 0.00% | 0.00% | Accumulating | N/A |
| Class ZB | 0.00% | 0.00% | Distributing | N/A |
| Class ZBH | 0.00% | 0.00% | Distributing | N/A |

*For promotional purposes, these Share Classes may be referred to as "Robeco Global Conservative High Dividend Equities" in marketing material for Investors.

See Section 3.1 for a more detailed description of all Fees and Expenses.

c) Robeco Sustainable Global Stars Equities

Investment policy

Objective The aim of the Sub-fund is to provide long term capital growth while at the same time aiming for a better sustainability profile compared to the Benchmark by promoting certain ESG (i.e. Environmental, Social and corporate Governance) characteristics and integrating sustainability risks in the investment process. The Sub-fund also aims for an improved environmental footprint compared to the Benchmark.

Strategy The Sub-fund will take exposure of at least two-thirds of its total assets to equities of companies all over the world. The Sub-fund will take exposure of at least two-thirds of its total assets to equities of companies that mainly operate in mature economies (developed markets). The Sub-fund's portfolio has a focused, concentrated portfolio with a small number of larger bets.

The Sub-fund promotes environmental and/or social characteristics within the meaning of Article 8 of the Regulation (EU) 2019/2088 of 27 November 2019 on sustainability-related disclosures in the financial sector. The Sub-fund strives for economic results, while at the same time taking into account environmental, social and governance characteristics which are further explained in Appendix VIII.

The Sub-fund is actively managed and uses the Benchmark for asset allocation purposes. The securities selected for the Sub-fund's investment universe may be components of the Benchmark, but securities outside the Benchmark may be selected too. The Sub-fund can deviate substantially from the weightings of the Benchmark. The Management Company has discretion over the composition of the portfolio subject to the investment objectives. The Sub-fund aims to outperform the Benchmark over the long run, whilst still controlling relative risk through the applications of limits (on currencies) to the extent of deviation from the Benchmark. This will consequently limit the deviation of the performance relative to the Benchmark.

The Benchmark is a broad market weighted index that is not consistent with the environmental, social and governance characteristics promoted by the Sub-fund.

Financial Instruments and Investment Restrictions With due consideration given to the investment restrictions and to the extent permitted by the applicable legislation, the Sub-fund may invest in equities, convertible bonds, bonds, units of UCITS and/or other UCIs and derivatives to achieve the investment goals of the Sub-fund.

The Sub-fund is allowed to invest in money market instruments, bank deposits (other than deposits at sight) and other eligible liquid assets for treasury purposes and in case of unfavourable market conditions.

The Sub-fund may hold up to 20% of its net assets in ancillary liquid assets (bank deposits at sight, such as cash held in current accounts). Under exceptionally unfavourable market conditions and if justified in the interest of the Shareholders, the Sub-fund may temporarily exceed the aforementioned limit for investment in ancillary liquid assets and other liquid instruments.

Exchange traded and over-the-counter derivatives are permitted, including but not limited to futures, swaps, options, currency forwards and/or combinations of the above. Whilst the Sub-fund may use derivatives for investment purposes as well as for hedging and efficient portfolio management, it does not intend to utilize derivatives extensively for such purposes.

Currency The Sub-fund aims to align the currency exposure of the Sub-fund with the Benchmark including through the use of derivatives.

Profile of the typical Investor The Sub-fund is suitable for Investors who want ESG considerations to be integrated as binding element in the investment process, but also to make a contribution to an environmental objective e.g. environmental footprint reduction, in addition to creating returns. This Sub-fund is suitable for Investors who see funds as a convenient way of participating in capital market developments. It is also suitable for informed and/or experienced Investors wishing to attain defined investment objectives. The Sub-fund does not provide a capital guarantee. The Investor must be able to accept volatility. This Sub-fund is suitable for Investors who can afford to set aside the capital for at least 5-7 years. It can accommodate the investment objective of capital growth, income and/or portfolio diversification.

Please note that such information is provided for reference only and Investors should consider their

own circumstances, including without limitation, their own risk tolerance level, financial circumstance, investment objective etc., before making any investment decisions. If in doubt, Investors should seek professional advice.

Risk profile of the Sub-fund

The investments in equity of companies may involve risks (for example linked to transferable securities and stock markets), such as exchange rates and volatility risks. The Sub-fund's investments are subject to market fluctuations. No assurance can, therefore, be given that the Sub-fund's investment objective will be achieved. It cannot be guaranteed either that the value of a Share in the Sub-fund will not fall below its value at the time of acquisition.

The sustainability risk profile can be split into different sustainability risk sources and is expressed using categories ranging from lowest risk till highest risk. The risk classification relates to both the probability and potential negative impact of sustainability risk on the portfolio return. The classification relates to the portfolio only: there is no comparison to any benchmark.

Robeco distinguishes between sustainability risk of companies and governments. For companies, there is a total risk classification, a classification of environmental risks, a classification of social risks, and a classification of governance risk. The classifications are based on a variety of Environmental, Social, and Governance (ESG) issues provided by a third party that is specialized in the assessment of sustainability risks. The classification provides an indication of the probability and potential impact of an ESG event in the period of one year.

| <i>Company Risk</i> | ← <i>Lowest</i> | <i>Highest</i> → |
|-------------------------------|-----------------|------------------|
| Sustainability Risk (Overall) | | X |
| Environmental Risk | X | |
| Social Risk | | X |
| Governance Risk | | X |

Robeco makes use of a climate risk metric provided by a third party specialized in climate risk. Based on a 1.5-degrees decarbonization pathway, the potential impact of climate transition risk is estimated. This is a reflection of the potential decarbonization costs for the next 80 years, of which the heavy point is estimated to be approximately in 15 years. This impact on return is compared to the market risk profile of the Sub-fund and turned into risk classification.

| <i>Company Risk</i> | ← <i>Lowest</i> | <i>Highest</i> → |
|-------------------------|-----------------|------------------|
| Climate Transition Risk | X | |

Climate change leads to extreme weather events that may have a negative economic impact on investments. Based on a climate risk model provided by a third party specialized in climate risk, the physical risks that the portfolio is most vulnerable to are assessed. This Sub-fund's primary physical risks are (1) Extreme Heat, (2) Coastal Flooding, and (3) Tropical Cyclone.

Climate risk models are complex and surrounded by a high degree of uncertainty as result of assumptions and availability of data. As result, a change in the methodology may lead to a change in the risk classification. The climate risk model assesses the potential costs for decarbonizing for companies. Active policies and ambitions of companies are not taken into account contrary to the 'ESG' scores that focus on policies and ambitions.

Risk considerations for the Sub-fund

Investors should note that, in addition to the above mentioned risks, the Sub-fund may use derivatives as part of its investment strategy and such investments are inherently volatile and the Sub-fund could potentially be exposed to additional risks and costs should the market move against it. Such market conditions could mean that Investors could, in certain circumstances, face minimal or no returns, or may even suffer a loss on such investments.

The investment risk will be measured using quantitative techniques. The investment risk of using derivatives is also incorporated in these quantitative techniques. For more information regarding e.g. the exposure calculation method, the maximum leverage or the expected levels of leverage as

a result of the use of derivatives as well as a brief explanation as to the basis for such calculation, please consult [APPENDIX III – RISK MANAGEMENT PROCESS](#).

| Base currency | EUR | | | |
|---|------------------|-------------|--------------|-------------------------|
| Type of Currency Hedged Share Classes (H) | Portfolio Hedge | | | |
| Issue date | 10 November 2008 | | | |
| Share Classes | Management fee | Service fee | Type | Performance Fee portion |
| Regular share classes | | | | |
| Class A | 1.50% | 0.16% | Accumulating | 15% |
| Class AH | 1.50% | 0.16% | Accumulating | 15% |
| Class A1 | 1.50% | 0.16% | Distributing | 15% |
| Class A1H | 1.50% | 0.16% | Distributing | 15% |
| Class B | 1.25% | 0.16% | Distributing | 15% |
| Class BH | 1.25% | 0.16% | Distributing | 15% |
| Class D | 1.25% | 0.16% | Accumulating | 15% |
| Class DH | 1.25% | 0.16% | Accumulating | 15% |
| Class DL | 1.50% | 0.16% | Accumulating | N/A |
| Class D2 | 1.50% | 0.16% | Accumulating | 15% |
| Class D2H | 1.50% | 0.16% | Accumulating | 15% |
| Class D3 | 1.50% | 0.16% | Distributing | 15% |
| Class D3H | 1.50% | 0.16% | Distributing | 15% |
| Class E | 1.25% | 0.16% | Distributing | 15% |
| Class EH | 1.25% | 0.16% | Distributing | 15% |
| Class M | 2.25% | 0.16% | Accumulating | 15% |
| Class MH | 2.25% | 0.16% | Accumulating | 15% |
| Class M2 | 2.50% | 0.16% | Accumulating | 15% |
| Class M2H | 2.50% | 0.16% | Accumulating | 15% |
| Class M3 | 2.50% | 0.16% | Distributing | 15% |
| Class M3H | 2.50% | 0.16% | Distributing | 15% |
| Privileged share classes | | | | |
| Class C | 0.63% | 0.16% | Distributing | 15% |
| Class CH | 0.63% | 0.16% | Distributing | 15% |
| Class Cx | 0.63% | 0.16% | Distributing | 15% |
| Class CxH | 0.63% | 0.16% | Distributing | 15% |
| Class F | 0.63% | 0.16% | Accumulating | 15% |
| Class FH | 0.63% | 0.16% | Accumulating | 15% |
| Class FL | 0.83% | 0.16% | Accumulating | N/A |
| Class G | 0.63% | 0.16% | Distributing | 15% |
| Class GH | 0.63% | 0.16% | Distributing | 15% |
| Class S | 0.63% | 0.16% | Accumulating | 15% |
| Class SH | 0.63% | 0.16% | Accumulating | 15% |
| Institutional share classes | | | | |
| Class I | 0.68% | 0.12% | Accumulating | 15% |
| Class IH | 0.68% | 0.12% | Accumulating | 15% |
| Class IL | 0.88% | 0.12% | Accumulating | N/A |
| Class IB | 0.68% | 0.12% | Distributing | 15% |
| Class IBx | 0.68% | 0.12% | Distributing | 15% |
| Class IBH | 0.68% | 0.12% | Distributing | 15% |
| Class IBxH | 0.68% | 0.12% | Distributing | 15% |
| Class IE | 0.68% | 0.12% | Distributing | 15% |
| Class K | 0.88% | 0.12% | Accumulating | N/A |
| Class KH | 0.88% | 0.12% | Accumulating | N/A |
| Class KE | 0.88% | 0.12% | Distributing | N/A |
| Class K1 | 0.68% | 0.12% | Accumulating | N/A |
| Class K1H | 0.68% | 0.12% | Accumulating | N/A |
| Class K2 | 0.68% | 0.12% | Accumulating | N/A |
| Class K2H | 0.68% | 0.12% | Accumulating | N/A |

| | | | | |
|-----------|-------|-------|--------------|-----|
| Class K3 | 0.68% | 0.12% | Accumulating | N/A |
| Class K3H | 0.68% | 0.12% | Accumulating | N/A |
| Class Z | 0.00% | 0.00% | Accumulating | N/A |
| Class ZH | 0.00% | 0.00% | Accumulating | N/A |
| Class ZB | 0.00% | 0.00% | Distributing | N/A |
| Class ZBH | 0.00% | 0.00% | Distributing | N/A |

In addition, the Management Company is entitled to charge a Performance Fee to the applicable Share Classes of this Sub-fund. The Index is the MSCI World Index-net.

For further details, please consult Section 3.1 [Fees and Expenses](#) and [APPENDIX V – PERFORMANCE FEE](#). Please see above the Performance Fee portion.

d) Robeco Emerging Stars Equities

Investment
policy

Objective The aim of the Sub-fund is to provide long term capital growth while at the same time promoting certain ESG (i.e. Environmental, Social and corporate Governance) characteristics and integrating sustainability risks in the investment process.

Strategy The Sub-fund will take exposure of at least two thirds of its total assets to equities of companies incorporated or exercising a preponderant part of their economic activities in Emerging Countries. The Robeco Emerging Stars Equities portfolio has a focused, concentrated portfolio with a small number of larger bets.

The Sub-fund promotes environmental and/or social characteristics within the meaning of Article 8 of the Regulation (EU) 2019/2088 of 27 November 2019 on sustainability-related disclosures in the financial sector. The Sub-fund strives for economic results, while at the same time taking into account environmental, social and governance characteristics which are further explained in Appendix VIII.

The Sub-fund is actively managed and uses the Benchmark for asset allocation purposes. However, although securities may be components of the Benchmark, securities outside the Benchmark may be selected too. The Sub-fund can deviate substantially from the weightings of the Benchmark. The Management Company has discretion over the composition of the portfolio subject to the investment objectives. The Sub-fund aims to outperform the Benchmark over the long run, whilst still controlling relative risk through the applications of limits (on VaR Ratio) to the extent of deviation from the Benchmark. This will consequently limit the deviation of the performance relative to the Benchmark.

The Benchmark is a broad market weighted index that is not consistent with the environmental, social and governance characteristics promoted by the Sub-fund.

*Financial
Instruments and
Investment
Restrictions*

With due consideration given to the investment restrictions and to the extent permitted by the applicable legislation, the Sub-fund may invest in equities, convertible bonds, bonds, units of UCITS and/or other UCIs and derivatives to achieve the investment goals of the Sub-fund.

The Sub-fund is allowed to invest in money market instruments, bank deposits (other than deposits at sight) and other eligible liquid assets for treasury purposes and in case of unfavourable market conditions.

The Sub-fund may hold up to 20% of its net assets in ancillary liquid assets (bank deposits at sight, such as cash held in current accounts). Under exceptionally unfavourable market conditions and if justified in the interest of the Shareholders, the Sub-fund may temporarily exceed the aforementioned limit for investment in ancillary liquid assets and other liquid instruments.

Except for a maximum of 10% of its net assets (as permitted by investment restriction I (2) in Appendix II), the Sub-fund will (without limiting the possibility to invest in compliance with its investment policy in assets referred to under investment restrictions I (1) c), d), e) and f)) only invest in transferable securities and money market instruments traded or listed on markets falling under investment restrictions I (1) a) and b).

For the purpose of gaining exposure to shares of companies of the People's Republic of China ("PRC") listed in China, the Sub-fund may invest up to 30% of its net assets in China A-shares (via QFI and/or Stock Connect programmes) and China B-shares issued by companies in the PRC and listed on PRC stock exchanges. At least one month's prior notice will be given to Investors if the Sub-fund intends to invest more than 30% of its net assets in China A-shares and China B-shares and the Prospectus will be updated accordingly.

Exchange traded and over-the-counter derivatives are permitted, including but not limited to futures, swaps, options, currency forwards and/or combinations of the above. Whilst the Sub-fund may use derivatives for investment purposes as well as for hedging and efficient portfolio management, it does not intend to utilize derivatives extensively for such purposes.

Currency The Sub-fund is exposed to the exchange rate movements of the currencies in which the assets of the Sub-fund are denominated. For the management of the Sub-fund, expectations of currency returns will be taken into consideration when making country allocations/stock selection decisions.

Profile of the typical Investor The Sub-fund is suitable for Investors who seek ESG considerations to be integrated as binding element in the investment process, while still seeking optimum returns. This Sub-fund is suitable for Investors who see funds as a convenient way of participating in capital market developments. It is also suitable for informed and/or experienced Investors wishing to attain defined investment objectives. The Sub-fund does not provide a capital guarantee. The Investor must be able to accept substantial volatility. This Sub-fund is suitable for Investors who can afford to set aside the capital for at least 5-7 years. It can accommodate the investment objective of capital growth, income and/or portfolio diversification.

Please note that such information is provided for reference only and Investors should consider their own circumstances, including without limitation, their own risk tolerance level, financial circumstance, investment objective etc., before making any investment decisions. If in doubt, Investors should seek professional advice.

Risk profile of the Sub-fund In emerging and less developed markets the legal, judicial and regulatory infrastructure is still developing and there may be legal uncertainty both for local market participants and their overseas counterparts. Some markets may carry higher risks for Investors who should therefore ensure that, before investing, they understand the risks involved and are satisfied that despite the substantial risk of loss of investment, their investment is suitable as part of their portfolio.

This Sub-fund might invest in China A-shares. Investments in China A-shares carry increased risks, most notably liquidity and credit risks. For further information on these risks, Investors should refer to the heading "Chinese markets risks" under "Section 4 – Risk Considerations" above.

Also, the investments in equity of companies may involve risks (for example linked to transferable securities and stock markets), such as exchange rates and volatility risks. The Sub-fund's investments are subject to market fluctuations. No assurance can, therefore, be given that the Sub-fund's investment objective will be achieved. It cannot be guaranteed either that the value of a Share in the Sub-fund will not fall below its value at the time of acquisition.

The sustainability risk profile can be split into different sustainability risk sources and is expressed using categories ranging from lowest risk till highest risk. The risk classification relates to both the probability and potential negative impact of sustainability risk on the portfolio return. The classification relates to the portfolio only: there is no comparison to any benchmark.

Robeco distinguishes between sustainability risk of companies and governments. For companies, there is a total risk classification, a classification of environmental risks, a classification of social risks, and a classification of governance risk. The classifications are based on a variety of Environmental, Social, and Governance (ESG) issues provided by a third party that is specialized in the assessment of sustainability risks. The classification provides an indication of the probability and potential impact of an ESG event in the period of one year.

| <i>Company Risk</i> | ← <i>Lowest</i> | <i>Highest</i> → |
|-------------------------------|-----------------|------------------|
| Sustainability Risk (Overall) | | X |
| Environmental Risk | X | |
| Social Risk | | X |
| Governance Risk | | X |

Robeco makes use of a climate risk metric provided by a third party specialized in climate risk. Based on a 1.5-degrees decarbonization pathway, the potential impact of climate transition risk is estimated. This is a reflection of the potential decarbonization costs for the next 80 years, of which the heavy point is estimated to be approximately in 15 years. This impact on return is compared to the market risk profile of the Sub-fund and turned into risk classification.

| <i>Company Risk</i> | ← <i>Lowest</i> | <i>Highest</i> → |
|-------------------------|-----------------|------------------|
| Climate Transition Risk | X | |

Climate change leads to extreme weather events that may have a negative economic impact on investments. Based on a climate risk model provided by a third party specialized in climate risk, the physical risks that the portfolio is most vulnerable to are assessed. This Sub-fund's primary physical risks are (1) Coastal Flooding, (2) Extreme Heat, and (3) Tropical Cyclone.

Climate risk models are complex and surrounded by a high degree of uncertainty as result of assumptions and availability of data. As result, a change in the methodology may lead to a change in the risk classification. The climate risk model assesses the potential costs for decarbonizing for companies. Active policies and ambitions of companies are not taken into account contrary to the 'ESG' scores that focus on policies and ambitions.

Risk considerations for the Sub-fund Investors should note that, in addition to the above mentioned risks, the Sub-fund may use derivatives as part of its investment strategy and such investments are inherently volatile and the Sub-fund could potentially be exposed to additional risks and costs should the market move against it. Such market conditions could mean that Investors could, in certain circumstances, face minimal or no returns, or may even suffer a loss on such investments.

The investment risk will be measured using quantitative techniques. The investment risk of using derivatives is also incorporated in these quantitative techniques. For more information regarding e.g. the exposure calculation method, the maximum leverage or the expected levels of leverage as a result of the use of derivatives as well as a brief explanation as to the basis for such calculation, please consult [APPENDIX III – RISK MANAGEMENT PROCESS](#).

Base currency EUR

Type of Currency Hedged Share Classes (H) Portfolio Hedge

Issue date 2 November 2006

| Share Classes | Management fee | Service fee | Type | Performance Fee portion |
|---------------------------------|----------------|-------------|--------------|-------------------------|
| Regular share classes | | | | |
| Class A | 1.50% | 0.20% | Accumulating | 15% |
| Class AH | 1.50% | 0.20% | Accumulating | 15% |
| Class A1 | 1.50% | 0.20% | Distributing | 15% |
| Class A1H | 1.50% | 0.20% | Distributing | 15% |
| Class B | 1.50% | 0.20% | Distributing | 15% |
| Class BH | 1.50% | 0.20% | Distributing | 15% |
| Class D | 1.50% | 0.20% | Accumulating | 15% |
| Class DH | 1.50% | 0.20% | Accumulating | 15% |
| Class DL | 1.75% | 0.20% | Accumulating | N/A |
| Class D2 | 1.75% | 0.20% | Accumulating | 15% |
| Class D2H | 1.75% | 0.20% | Accumulating | 15% |
| Class D3 | 1.75% | 0.20% | Distributing | 15% |
| Class D3H | 1.75% | 0.20% | Distributing | 15% |
| Class E | 1.50% | 0.20% | Distributing | 15% |
| Class EH | 1.50% | 0.20% | Distributing | 15% |
| Class M | 2.00% | 0.20% | Accumulating | 15% |
| Class MH | 2.00% | 0.20% | Accumulating | 15% |
| Class ML | 2.00% | 0.20% | Accumulating | N/A |
| Class M2 | 2.50% | 0.20% | Accumulating | 15% |
| Class M2H | 2.50% | 0.20% | Accumulating | 15% |
| Class M3 | 2.50% | 0.20% | Distributing | 15% |
| Class M3H | 2.50% | 0.20% | Distributing | 15% |
| Privileged share classes | | | | |
| Class C | 0.80% | 0.20% | Distributing | 15% |
| Class CH | 0.80% | 0.20% | Distributing | 15% |
| Class Cx | 0.80% | 0.20% | Distributing | 15% |
| Class CxH | 0.80% | 0.20% | Distributing | 15% |

| | | | | |
|-----------------------------|-------|-------|--------------|-----|
| Class F | 0.80% | 0.20% | Accumulating | 15% |
| Class FH | 0.80% | 0.20% | Accumulating | 15% |
| Class FL | 0.98% | 0.20% | Accumulating | N/A |
| Class G | 0.80% | 0.20% | Distributing | 15% |
| Class GH | 0.80% | 0.20% | Distributing | 15% |
| Class S | 0.80% | 0.20% | Accumulating | 15% |
| Class SH | 0.80% | 0.20% | Accumulating | 15% |
| Institutional share classes | | | | |
| Class I | 0.80% | 0.16% | Accumulating | 15% |
| Class IH | 0.80% | 0.16% | Accumulating | 15% |
| Class IL | 1.00% | 0.16% | Accumulating | N/A |
| Class IHL | 1.00% | 0.16% | Accumulating | N/A |
| Class IB | 0.80% | 0.16% | Distributing | 15% |
| Class IBx | 0.80% | 0.16% | Distributing | 15% |
| Class IBH | 0.80% | 0.16% | Distributing | 15% |
| Class IBxH | 0.80% | 0.16% | Distributing | 15% |
| Class IE | 0.80% | 0.16% | Distributing | 15% |
| Class IEL | 1.00% | 0.16% | Distributing | N/A |
| Class K | 1.00% | 0.16% | Accumulating | N/A |
| Class KH | 1.00% | 0.16% | Accumulating | N/A |
| Class KE | 0.52% | 0.16% | Distributing | N/A |
| Class K3E | 1.00% | 0.16% | Accumulating | N/A |
| Class Z | 0.00% | 0.00% | Accumulating | N/A |
| Class ZH | 0.00% | 0.00% | Accumulating | N/A |
| Class ZB | 0.00% | 0.00% | Distributing | N/A |
| Class ZBH | 0.00% | 0.00% | Distributing | N/A |

In addition, the Management Company is entitled to charge a Performance Fee to the applicable Share Classes of the Sub-fund. The Index is the MSCI Emerging Markets Standard Index-net.

For further details, please consult Section 3.1 [Fees and Expenses](#) and [APPENDIX V – PERFORMANCE FEE](#). Please see above the Performance Fee portion.

e) Robeco Emerging Markets Equities

Investment
policy

Objective The aim of the Sub-fund is to provide long term capital growth while at the same time promoting certain ESG (i.e. Environmental, Social and corporate Governance) characteristics and integrating sustainability risks in the investment process.

Strategy The Sub-fund will take exposure of at least two-thirds of the total assets of the Sub-fund to equities of companies incorporated or exercising a preponderant part of their economic activities in Emerging Countries.

The Sub-fund promotes environmental and/or social characteristics within the meaning of Article 8 of the Regulation (EU) 2019/2088 of 27 November 2019 on sustainability-related disclosures in the financial sector. The Sub-fund strives for economic results, while at the same time taking into account environmental, social and governance characteristics which are further explained in Appendix VIII.

The Sub-fund is actively managed and uses the Benchmark for asset allocation purposes. However, although securities may be components of the Benchmark, securities outside the Benchmark may be selected too. The Sub-fund can deviate substantially from the weightings of the Benchmark. The Management Company has discretion over the composition of the portfolio subject to the investment objectives. The Sub-fund aims to outperform the Benchmark over the long run, whilst still controlling relative risk through the applications of limits (on countries and sectors) to the extent of deviation from the Benchmark. This will consequently limit the deviation of the performance relative to the Benchmark.

The Benchmark is a broad market weighted index that is not consistent with the environmental, social and governance characteristics promoted by the Sub-fund.

*Financial
Instruments and
Investment
Restrictions*

With due consideration given to the investment restrictions and to the extent permitted by the applicable legislation, the Sub-fund may invest in equities, convertible bonds, securities issued and/or guaranteed by government, public or local authority with a minimum rating of investment grade or higher, non-government bonds and derivatives to achieve the investment goals of the Sub-fund.

The Sub-fund is allowed to invest in money market instruments, bank deposits (other than deposits at sight) and other eligible liquid assets for treasury purposes and in case of unfavourable market conditions.

The Sub-fund may hold up to 20% of its net assets in ancillary liquid assets (bank deposits at sight, such as cash held in current accounts). Under exceptionally unfavourable market conditions and if justified in the interest of the Shareholders, the Sub-fund may temporarily exceed the aforementioned limit for investment in ancillary liquid assets and other liquid instruments.

Except for a maximum of 10% of its net assets (as permitted by investment restriction I (2) in Appendix II), the Sub-fund will (without limiting the possibility to invest in compliance with its investment policy in assets referred to under investment restrictions I (1) c), d), e) and f)) only invest in transferable securities and money market instruments traded or listed on markets falling under investment restrictions I (1) a) and b).

For the purpose of gaining exposure to shares of companies of the People's Republic of China ("PRC") listed in China, the Sub-fund may invest up to 20% of its net assets in China A-shares (via QFI and/or Stock Connect programmes) and China B-shares issued by companies in the PRC and listed on PRC stock exchanges. At least one month's prior notice will be given to Investors if the Sub-fund intends to invest more than 20% of its net assets in China A-shares and China B-shares and the Prospectus will be updated accordingly.

The Sub-fund may invest up to 10% of its total assets in other UCIs and/or UCITS that may be managed by an Affiliated Entity and/or Shares in Sub-funds of the Company.

Exchange traded and over-the-counter derivatives are permitted, including but not limited to futures, swaps, options, currency forwards and/or combinations of the above. Whilst the Sub-fund may use derivatives for investment purposes as well as for hedging and efficient portfolio management, it does not intend to utilize derivatives extensively for such purposes.

| | |
|---------------------------------|--|
| <i>Currency</i> | The Sub-fund is exposed to the exchange rate movements of the currencies in which the assets of the Sub-fund are denominated. For the management of the Sub-fund, expectations of currency returns will be taken into consideration when making country allocations/stock selection decisions. |
| Profile of the typical Investor | <p>The Sub-fund is suitable for Investors who seek ESG considerations to be integrated as binding element in the investment process, while still seeking optimum returns. This Sub-fund is suitable for Investors who see funds as a convenient way of participating in capital market developments. It is also suitable for informed and/or experienced Investors wishing to attain defined investment objectives. The Sub-fund does not provide a capital guarantee. The Investor must be able to accept substantial volatility. This Sub-fund is suitable for Investors who can afford to set aside the capital for at least 5-7 years. It can accommodate the investment objective of capital growth, income and/or portfolio diversification.</p> <p>Please note that such information is provided for reference only and Investors should consider their own circumstances, including without limitation, their own risk tolerance level, financial circumstance, investment objective etc., before making any investment decisions. If in doubt, Investors should seek professional advice.</p> |
| Risk profile of the Sub-fund | <p>In emerging and less developed markets the legal, judicial and regulatory infrastructure is still developing and there may be legal uncertainty both for local market participants and their overseas counterparts. Some markets may carry higher risks for Investors who should therefore ensure that, before investing, they understand the risks involved and are satisfied that despite the substantial risk of loss of investment, their investment is suitable as part of their portfolio.</p> <p>This Sub-fund might invest in China A-shares. Investments in China A-shares carry increased risks, most notably liquidity and credit risks. For further information on these risks, Investors should refer to the heading "Chinese markets risks" under "Section 4 – Risk Considerations" above.</p> <p>Also, the investments in equity of companies may involve risks (for example linked to transferable securities and stock markets), such as exchange rates and volatility risks. The Sub-fund's investments are subject to market fluctuations. No assurance can, therefore, be given that the Sub-fund's investment objective will be achieved. It cannot be guaranteed either that the value of a Share in the Sub-fund will not fall below its value at the time of acquisition.</p> <p>The sustainability risk profile can be split into different sustainability risk sources and is expressed using categories ranging from lowest risk till highest risk. The risk classification relates to both the probability and potential negative impact of sustainability risk on the portfolio return. The classification relates to the portfolio only: there is no comparison to any benchmark.</p> <p>Robeco distinguishes between sustainability risk of companies and governments. For companies, there is a total risk classification, a classification of environmental risks, a classification of social risks, and a classification of governance risk. The classifications are based on a variety of Environmental, Social, and Governance (ESG) issues provided by a third party that is specialized in the assessment of sustainability risks. The classification provides an indication of the probability and potential impact of an ESG event in the period of one year.</p> |

| <i>Company Risk</i> | ← <i>Lowest</i> | <i>Highest</i> → |
|-------------------------------|-----------------|------------------|
| Sustainability Risk (Overall) | | X |
| Environmental Risk | X | |
| Social Risk | | X |
| Governance Risk | | X |

Robeco makes use of a climate risk metric provided by a third party specialized in climate risk. Based on a 1.5-degrees decarbonization pathway, the potential impact of climate transition risk is estimated. This is a reflection of the potential decarbonization costs for the next 80 years, of which the heavy point is estimated to be approximately in 15 years. This impact on return is compared to the market risk profile of the Sub-fund and turned into risk classification.

| | | |
|-------------------------|-----------------|------------------|
| <i>Company Risk</i> | ← <i>Lowest</i> | <i>Highest</i> → |
| Climate Transition Risk | X | |

Climate change leads to extreme weather events that may have a negative economic impact on investments. Based on a climate risk model provided by a third party specialized in climate risk, the physical risks that the portfolio is most vulnerable to are assessed. This Sub-fund's primary physical risks are (1) Coastal Flooding, (2) Extreme Heat, and (3) Tropical Cyclone.

Climate risk models are complex and surrounded by a high degree of uncertainty as result of assumptions and availability of data. As result, a change in the methodology may lead to a change in the risk classification. The climate risk model assesses the potential costs for decarbonizing for companies. Active policies and ambitions of companies are not taken into account contrary to the 'ESG' scores that focus on policies and ambitions.

Risk considerations for the Sub-fund

Investors should note that, in addition to the above mentioned risks, the Sub-fund may use derivatives as part of its investment strategy and such investments are inherently volatile and the Sub-fund could potentially be exposed to additional risks and costs should the market move against it. Such market conditions could mean that Investors could, in certain circumstances, face minimal or no returns, or may even suffer a loss on such investments.

The investment risk will be measured using quantitative techniques. The investment risk of using derivatives is also incorporated in these quantitative techniques. For more information regarding e.g. the exposure calculation method, the maximum leverage or the expected levels of leverage as a result of the use of derivatives as well as a brief explanation as to the basis for such calculation, please consult [APPENDIX III – RISK MANAGEMENT PROCESS](#).

Base currency EUR

Type of Currency Hedged Share Classes (H) Portfolio Hedge

Issue date 17 April 1998

| Share Classes | Management fee | Service fee | Type | Performance Fee portion |
|------------------------------|----------------|-------------|--------------|-------------------------|
| Regular share classes | | | | |
| Class A | 1.75% | 0.20% | Accumulating | N/A |
| Class AH | 1.75% | 0.20% | Accumulating | N/A |
| Class A1 | 1.75% | 0.20% | Distributing | N/A |
| Class A1H | 1.75% | 0.20% | Distributing | N/A |
| Class B | 1.50% | 0.20% | Distributing | N/A |
| Class Bx | 1.50% | 0.20% | Distributing | N/A |
| Class D | 1.50% | 0.20% | Accumulating | N/A |
| Class DH | 1.50% | 0.20% | Accumulating | N/A |
| Class D2 | 1.75% | 0.20% | Accumulating | N/A |
| Class D2H | 1.75% | 0.20% | Accumulating | N/A |
| Class D3 | 1.75% | 0.20% | Distributing | N/A |
| Class D3H | 1.75% | 0.20% | Distributing | N/A |
| Class E | 1.50% | 0.20% | Distributing | N/A |
| Class EH | 1.50% | 0.20% | Distributing | N/A |
| Class M | 2.00% | 0.20% | Accumulating | N/A |
| Class MB | 2.00% | 0.20% | Distributing | N/A |
| Class MBx | 2.00% | 0.20% | Distributing | N/A |
| Class MBxH | 2.00% | 0.20% | Distributing | N/A |
| Class MH | 2.00% | 0.20% | Accumulating | N/A |
| Class M2 | 2.50% | 0.20% | Accumulating | N/A |
| Class M2H | 2.50% | 0.20% | Accumulating | N/A |
| Class M3 | 2.50% | 0.20% | Distributing | N/A |
| Class M3H | 2.50% | 0.20% | Distributing | N/A |

| Privileged share classes | | | | |
|-----------------------------|-------|-------|--------------|-----|
| Class C | 0.80% | 0.20% | Distributing | N/A |
| Class CH | 0.80% | 0.20% | Distributing | N/A |
| Class Cx | 0.80% | 0.20% | Distributing | N/A |
| Class CxH | 0.80% | 0.20% | Distributing | N/A |
| Class F | 0.80% | 0.20% | Accumulating | N/A |
| Class FH | 0.80% | 0.20% | Accumulating | N/A |
| Class G | 0.80% | 0.20% | Distributing | N/A |
| Class GH | 0.80% | 0.20% | Distributing | N/A |
| Class S | 0.80% | 0.20% | Accumulating | N/A |
| Class SH | 0.80% | 0.20% | Accumulating | N/A |
| Institutional share classes | | | | |
| Class I | 0.80% | 0.16% | Accumulating | N/A |
| Class IH | 0.80% | 0.16% | Accumulating | N/A |
| Class IB | 0.80% | 0.16% | Distributing | N/A |
| Class IBx | 0.80% | 0.16% | Distributing | N/A |
| Class IBH | 0.80% | 0.16% | Distributing | N/A |
| Class IBxH | 0.80% | 0.16% | Distributing | N/A |
| Class IE | 0.80% | 0.16% | Distributing | N/A |
| Class IM | 1.00% | 0.16% | Accumulating | N/A |
| Class IMB | 1.00% | 0.16% | Distributing | N/A |
| Class IMH | 1.00% | 0.16% | Accumulating | N/A |
| Class J | 0.80% | 0.16% | Accumulating | N/A |
| Class K | 0.80% | 0.16% | Accumulating | N/A |
| Class KH | 0.80% | 0.16% | Accumulating | N/A |
| Class K1 | 0.80% | 0.16% | Accumulating | N/A |
| Class K1H | 0.80% | 0.16% | Accumulating | N/A |
| Class K2 | 0.80% | 0.16% | Accumulating | N/A |
| Class K2H | 0.80% | 0.16% | Accumulating | N/A |
| Class K3 | 0.80% | 0.16% | Accumulating | N/A |
| Class K3H | 0.80% | 0.16% | Accumulating | N/A |
| Class Z | 0.00% | 0.00% | Accumulating | N/A |
| Class ZH | 0.00% | 0.00% | Accumulating | N/A |
| Class ZB | 0.00% | 0.00% | Distributing | N/A |
| Class ZBH | 0.00% | 0.00% | Distributing | N/A |

See Section 3.1 for a more detailed description of all Fees and Expenses.

f) Robeco QI Emerging Markets Active Equities

Investment
policy

Objective The aim of the Sub-fund is to provide long term capital growth while at the same time aiming for a better sustainability profile compared to the Benchmark by promoting certain ESG (i.e. Environmental, Social and corporate Governance) characteristics and integrating sustainability risks in the investment process.

Strategy The Sub-fund will take exposure of at least two-thirds of its total assets to equities of companies incorporated or exercising a preponderant part of their economic activities in Emerging Countries.

The Sub-fund promotes environmental and/or social characteristics within the meaning of Article 8 of the Regulation (EU) 2019/2088 of 27 November 2019 on sustainability-related disclosures in the financial sector. The Sub-fund strives for economic results, while at the same time taking into account environmental, social and governance characteristics which are further explained in Appendix VIII.

The Sub-fund is actively managed and uses the Benchmark for asset allocation purposes. The Sub-fund uses a quantitative stock selection strategy which ranks stocks on their expected future relative performance using three factors: a strategy focusing on stocks with an attractive valuation (Value); a strategy focusing on stocks of companies with a medium term attractive performance trend (Momentum); and a strategy focusing on high quality equities, e.g. equity of companies with strong balance sheets and high profitability (Quality). The securities selected for the Sub-fund's investment universe may be components of the Benchmark, but securities outside the Benchmark may be selected too. The Sub-fund can deviate from the weightings of the Benchmark. The Management Company has discretion over the composition of the portfolio subject to the investment objectives. Highly ranked stocks are overweighted against the Benchmark, whereas low-ranked stocks are underweighted, resulting in a well-diversified portfolio. The Sub-fund aims to outperform the Benchmark over the long run, whilst still controlling relative risk through the applications of limits (on countries and sectors) to the extent of deviation from the Benchmark. This will consequently limit the deviation of the performance relative to the Benchmark.

The Benchmark is a broad market weighted index that is not consistent with the environmental, social and governance characteristics promoted by the Sub-fund.

Financial Instruments and Investment Restrictions With due consideration given to the investment restrictions and to the extent permitted by the applicable legislation, the Sub-fund may invest in equities, convertible bonds, bonds and derivatives to achieve the investment goals of the Sub-fund.

The Sub-fund is allowed to invest in money market instruments, bank deposits (other than deposits at sight) and other eligible liquid assets for treasury purposes and in case of unfavourable market conditions.

The Sub-fund may hold up to 20% of its net assets in ancillary liquid assets (bank deposits at sight, such as cash held in current accounts). Under exceptionally unfavourable market conditions and if justified in the interest of the Shareholders, the Sub-fund may temporarily exceed the aforementioned limit for investment in ancillary liquid assets and other liquid instruments.

For the purpose of gaining exposure to shares of companies of the People's Republic of China ("PRC") listed in China, the Sub-fund may invest up to 30% of its net assets in China A-shares (via QFI and/or Stock Connect programmes) and China B-shares issued by companies in the PRC and listed on PRC stock exchanges. At least one month's prior notice will be given to Investors if the Sub-fund intends to invest more than 30% of its net assets in China A-shares and China B-shares and the Prospectus will be updated accordingly.

The Sub-fund may invest up to 10% of its total assets in other UCIs and/or UCITS that may be managed by an Affiliated Entity and/or Shares in Sub-funds of the Company.

Exchange traded and over-the-counter derivatives are permitted, including but not limited to futures, swaps, options, currency forwards and/or combinations of the above. Whilst the Sub-fund may use derivatives for investment purposes as well as for hedging and efficient portfolio management, it does not intend to utilize derivatives extensively for such purposes.

Currency The Sub-fund is exposed to the exchange rate movements of the currencies in which the assets of the Sub-fund are denominated.

Profile of the typical Investor The Sub-fund is suitable for Investors who seek ESG considerations to be integrated as binding element in the investment process, while still seeking optimum returns. This Sub-fund is suitable for Investors who see funds as a convenient way of participating in capital market developments. It is also suitable for informed and/or experienced Investors wishing to attain defined investment objectives. The Sub-fund does not provide a capital guarantee. The Investor must be able to accept substantial volatility. This Sub-fund is suitable for Investors who can afford to set aside the capital for at least 5-7 years. It can accommodate the investment objective of capital growth, income and/or portfolio diversification.

Please note that such information is provided for reference only and Investors should consider their own circumstances, including without limitation, their own risk tolerance level, financial circumstance, investment objective etc., before making any investment decisions. If in doubt, Investors should seek professional advice.

Risk profile of the Sub-fund In emerging and less developed markets the legal, judicial and regulatory infrastructure is still developing and there may be legal uncertainty both for local market participants and their overseas counterparts. Some markets may carry higher risks for Investors who should therefore ensure that, before investing, they understand the risks involved and are satisfied that despite the substantial risk of loss of investment, their investment is suitable as part of their portfolio.

This Sub-fund might invest in China A-shares. Investments in China A-shares carry increased risks, most notably liquidity and credit risks. For further information on these risks, Investors should refer to the heading "Chinese markets risks" under "Section 4 – Risk Considerations" above.

Also, the investments in equity of companies may involve risks (for example linked to transferable securities and stock markets), such as exchange rates and volatility risks. The Sub-fund's investments are subject to market fluctuations. No assurance can, therefore, be given that the Sub-fund's investment objective will be achieved. It cannot be guaranteed either that the value of a Share in the Sub-fund will not fall below its value at the time of acquisition.

The sustainability risk profile can be split into different sustainability risk sources and is expressed using categories ranging from lowest risk till highest risk. The risk classification relates to both the probability and potential negative impact of sustainability risk on the portfolio return. The classification relates to the portfolio only: there is no comparison to any benchmark.

Robeco distinguishes between sustainability risk of companies and governments. For companies, there is a total risk classification, a classification of environmental risks, a classification of social risks, and a classification of governance risk. The classifications are based on a variety of Environmental, Social, and Governance (ESG) issues provided by a third party that is specialized in the assessment of sustainability risks. The classification provides an indication of the probability and potential impact of an ESG event in the period of one year.

| <i>Company Risk</i> | <i>← Lowest</i> | <i>Highest →</i> |
|-------------------------------|-----------------|------------------|
| Sustainability Risk (Overall) | | X |
| Environmental Risk | X | |
| Social Risk | | X |
| Governance Risk | | X |

Robeco makes use of a climate risk metric provided by a third party specialized in climate risk. Based on a 1.5-degrees decarbonization pathway, the potential impact of climate transition risk is estimated. This is a reflection of the potential decarbonization costs for the next 80 years, of which the heavy point is estimated to be approximately in 15 years. This impact on return is compared to the market risk profile of the Sub-fund and turned into risk classification.

| <i>Company Risk</i> | <i>← Lowest</i> | <i>Highest →</i> |
|-------------------------|-----------------|------------------|
| Climate Transition Risk | | X |

Climate change leads to extreme weather events that may have a negative economic impact on investments. Based on a climate risk model provided by a third party specialized in climate risk, the physical risks that the portfolio is most vulnerable to are assessed. This Sub-fund's primary physical risks are (1) Extreme Heat, (2) Coastal Flooding, and (3) Tropical Cyclone.

Climate risk models are complex and surrounded by a high degree of uncertainty as result of assumptions and availability of data. As result, a change in the methodology may lead to a change in the risk classification. The climate risk model assesses the potential costs for decarbonizing for companies. Active policies and ambitions of companies are not taken into account contrary to the 'ESG' scores that focus on policies and ambitions.

Risk considerations for the Sub-fund Investors should note that, in addition to the above mentioned risks, the Sub-fund may use derivatives as part of its investment strategy and such investments are inherently volatile and the Sub-fund could potentially be exposed to additional risks and costs should the market move against it. Such market conditions could mean that Investors could, in certain circumstances, face minimal or no returns, or may even suffer a loss on such investments.

The investment risk will be measured using quantitative techniques. The investment risk of using derivatives is also incorporated in these quantitative techniques. For more information regarding e.g. the exposure calculation method, the maximum leverage or the expected levels of leverage as a result of the use of derivatives as well as a brief explanation as to the basis for such calculation, please consult [APPENDIX III – RISK MANAGEMENT PROCESS](#).

Base currency EUR

Type of Currency Hedged Share Classes (H) Portfolio Hedge

Issue date 29 January 2008

| Share Classes | Management fee | Service fee | Type | Performance Fee portion |
|---------------------------------|----------------|-------------|--------------|-------------------------|
| Regular share classes | | | | |
| Class A | 1.50% | 0.20% | Accumulating | N/A |
| Class AH | 1.50% | 0.20% | Accumulating | N/A |
| Class A1 | 1.50% | 0.20% | Distributing | N/A |
| Class A1H | 1.50% | 0.20% | Distributing | N/A |
| Class B | 1.25% | 0.20% | Distributing | N/A |
| Class BH | 1.25% | 0.20% | Distributing | N/A |
| Class Bx | 1.25% | 0.20% | Distributing | N/A |
| Class D | 1.25% | 0.20% | Accumulating | N/A |
| Class DH | 1.25% | 0.20% | Accumulating | N/A |
| Class D2 | 1.50% | 0.20% | Accumulating | N/A |
| Class D2H | 1.50% | 0.20% | Accumulating | N/A |
| Class D3 | 1.50% | 0.20% | Distributing | N/A |
| Class D3H | 1.50% | 0.20% | Distributing | N/A |
| Class DL | 1.75% | 0.20% | Accumulating | N/A |
| Class E | 1.25% | 0.20% | Distributing | N/A |
| Class EH | 1.25% | 0.20% | Distributing | N/A |
| Class M | 2.00% | 0.20% | Accumulating | N/A |
| Class MH | 2.00% | 0.20% | Accumulating | N/A |
| Class M2 | 2.50% | 0.20% | Accumulating | N/A |
| Class M2H | 2.50% | 0.20% | Accumulating | N/A |
| Class M3 | 2.50% | 0.20% | Distributing | N/A |
| Class M3H | 2.50% | 0.20% | Distributing | N/A |
| Privileged share classes | | | | |
| Class C | 0.60% | 0.20% | Distributing | N/A |
| Class CH | 0.60% | 0.20% | Distributing | N/A |
| Class Cx | 0.60% | 0.20% | Distributing | N/A |
| Class CxH | 0.60% | 0.20% | Distributing | N/A |
| Class F | 0.60% | 0.20% | Accumulating | N/A |

| | | | | |
|-----------------------------|-------|-------|--------------|-----|
| Class FH | 0.60% | 0.20% | Accumulating | N/A |
| Class F2 | 0.60% | 0.20% | Accumulating | N/A |
| Class F2H | 0.60% | 0.20% | Accumulating | N/A |
| Class G | 0.60% | 0.20% | Distributing | N/A |
| Class GH | 0.60% | 0.20% | Distributing | N/A |
| Class S | 0.60% | 0.20% | Accumulating | N/A |
| Class SH | 0.60% | 0.20% | Accumulating | N/A |
| Institutional share classes | | | | |
| Class I | 0.60% | 0.16% | Accumulating | N/A |
| Class IH | 0.60% | 0.16% | Accumulating | N/A |
| Class IB | 0.60% | 0.16% | Distributing | N/A |
| Class IBx | 0.60% | 0.16% | Distributing | N/A |
| Class IBH | 0.60% | 0.16% | Distributing | N/A |
| Class IBxH | 0.60% | 0.16% | Distributing | N/A |
| Class IE | 0.60% | 0.16% | Distributing | N/A |
| Class IEH | 0.60% | 0.16% | Distributing | N/A |
| Class K | 0.60% | 0.16% | Accumulating | N/A |
| Class KH | 0.60% | 0.16% | Accumulating | N/A |
| Class K1 | 0.60% | 0.16% | Accumulating | N/A |
| Class K1H | 0.60% | 0.16% | Accumulating | N/A |
| Class K2 | 0.60% | 0.16% | Accumulating | N/A |
| Class K2H | 0.60% | 0.16% | Accumulating | N/A |
| Class K3 | 0.60% | 0.16% | Accumulating | N/A |
| Class K3H | 0.60% | 0.16% | Accumulating | N/A |
| Class Z | 0.00% | 0.00% | Accumulating | N/A |
| Class ZH | 0.00% | 0.00% | Accumulating | N/A |
| Class ZB | 0.00% | 0.00% | Distributing | N/A |
| Class ZBH | 0.00% | 0.00% | Distributing | N/A |

See Section 3.1 for a more detailed description of all Fees and Expenses.

g) Robeco QI Global Momentum Equities

Investment policy

Objective The aim of the Sub-fund is to provide long term capital growth while at the same time aiming for a better sustainability profile compared to the Benchmark by promoting certain ESG (i.e. Environmental, Social and corporate Governance) characteristics and integrating sustainability risks in the investment process.

Strategy The Sub-fund will take exposure of at least two-thirds of its total assets to equities of companies that mainly operate in economies all over the world). Momentum stands for the focus on medium term trends for equities. In selecting stocks, a systematic and disciplined approach is used in which the attractiveness of stocks is assessed on both fundamental and technical variables, which are then interpreted by quantitative models.

The Sub-fund promotes environmental and/or social characteristics within the meaning of Article 8 of the Regulation (EU) 2019/2088 of 27 November 2019 on sustainability-related disclosures in the financial sector. The Sub-fund strives for economic results, while at the same time taking into account environmental, social and governance characteristics which are further explained in Appendix VIII.

The Sub-fund is actively managed and uses the Benchmark for asset allocation purposes. However, although securities may be components of the Benchmark, securities outside the Benchmark may be selected too. The Sub-fund can deviate from the weightings of the Benchmark. The Management Company has discretion over the composition of the portfolio subject to the investment objectives. The Sub-fund aims to outperform the Benchmark over the long run, whilst still controlling relative risk through the applications of limits (on countries, sectors and issuers) to the extent of deviation from the Benchmark. This will consequently limit the deviation of the performance relative to the Benchmark.

The Benchmark is a broad market weighted index that is not consistent with the environmental, social and governance characteristics promoted by the Sub-fund.

Financial Instruments and Investment Restrictions With due consideration given to the investment restrictions and to the extent permitted by the applicable legislation, the Sub-fund may invest in equities, convertible bonds, bonds, units of UCITS and/or other UCIs and derivatives to achieve the investment goals of the Sub-fund.

The Sub-fund is allowed to invest in money market instruments, bank deposits (other than deposits at sight) and other eligible liquid assets for treasury purposes and in case of unfavourable market conditions.

The Sub-fund may hold up to 20% of its net assets in ancillary liquid assets (bank deposits at sight, such as cash held in current accounts). Under exceptionally unfavourable market conditions and if justified in the interest of the Shareholders, the Sub-fund may temporarily exceed the aforementioned limit for investment in ancillary liquid assets and other liquid instruments.

For the purpose of gaining exposure to shares of companies of the People's Republic of China ("PRC") listed in China, the Sub-fund may invest up to 10% of its net assets in China A-shares (via QFI and/or Stock Connect programmes) and China B-shares issued by companies in the PRC and listed on PRC stock exchanges. At least one month's prior notice will be given to Investors if the Sub-fund intends to invest more than 10% of its net assets in China A-shares and China B-shares and the Prospectus will be updated accordingly.

Exchange traded and over-the-counter derivatives are permitted, including but not limited to futures, swaps, options, currency forwards and/or combinations of the above. Whilst the Sub-fund may use derivatives for investment purposes as well as for hedging and efficient portfolio management, it does not intend to utilize derivatives extensively for such purposes.

Currency The Sub-fund is exposed to the exchange rate movements of the currencies in which the assets of the Sub-fund are denominated.

Profile of the typical Investor The Sub-fund is suitable for Investors who seek ESG considerations to be integrated as binding element in the investment process, while still seeking optimum returns. This Sub-fund is suitable for Investors who see funds as a convenient way of participating in capital market developments. It is also suitable for informed and/or experienced Investors wishing to attain defined investment

objectives. The Sub-fund does not provide a capital guarantee. The Investor must be able to accept volatility. This Sub-fund is suitable for Investors who can afford to set aside the capital for at least 5-7 years. It can accommodate the investment objective of capital growth, income and/or portfolio diversification.

Please note that such information is provided for reference only and Investors should consider their own circumstances, including without limitation, their own risk tolerance level, financial circumstance, investment objective etc., before making any investment decisions. If in doubt, Investors should seek professional advice.

Risk profile of the Sub-fund

In emerging and less developed markets the legal, judicial and regulatory infrastructure is still developing and there may be legal uncertainty both for local market participants and their overseas counterparts. Some markets may carry higher risks for Investors who should therefore ensure that, before investing, they understand the risks involved and are satisfied that despite the substantial risk of loss of investment, their investment is suitable as part of their portfolio.

This Sub-fund might invest in China A-shares. Investments in China A-shares carry increased risks, most notably liquidity and credit risks. For further information on these risks, Investors should refer to the heading "Chinese markets risks" under "Section 4 – Risk Considerations" above.

Also, the investments in equity of companies may involve risks (for example linked to transferable securities and stock markets), such as exchange rates and volatility risks. The Sub-fund's investments are subject to market fluctuations. No assurance can, therefore, be given that the Sub-fund's investment objective will be achieved. It cannot be guaranteed either that the value of a Share in the Sub-fund will not fall below its value at the time of acquisition.

The sustainability risk profile can be split into different sustainability risk sources and is expressed using categories ranging from lowest risk till highest risk. The risk classification relates to both the probability and potential negative impact of sustainability risk on the portfolio return. The classification relates to the portfolio only: there is no comparison to any benchmark.

Robeco distinguishes between sustainability risk of companies and governments. For companies, there is a total risk classification, a classification of environmental risks, a classification of social risks, and a classification of governance risk. The classifications are based on a variety of Environmental, Social, and Governance (ESG) issues provided by a third party that is specialized in the assessment of sustainability risks. The classification provides an indication of the probability and potential impact of an ESG event in the period of one year.

| <i>Company Risk</i> | ← <i>Lowest</i> | <i>Highest</i> → |
|-------------------------------|-----------------|------------------|
| Sustainability Risk (Overall) | | X |
| Environmental Risk | | X |
| Social Risk | | X |
| Governance Risk | | X |

Robeco makes use of a climate risk metric provided by a third party specialized in climate risk. Based on a 1.5-degrees decarbonization pathway, the potential impact of climate transition risk is estimated. This is a reflection of the potential decarbonization costs for the next 80 years, of which the heavy point is estimated to be approximately in 15 years. This impact on return is compared to the market risk profile of the Sub-fund and turned into risk classification.

| <i>Company Risk</i> | ← <i>Lowest</i> | <i>Highest</i> → |
|-------------------------|-----------------|------------------|
| Climate Transition Risk | | X |

Climate change leads to extreme weather events that may have a negative economic impact on investments. Based on a climate risk model provided by a third party specialized in climate risk, the physical risks that the portfolio is most vulnerable to are assessed. This Sub-fund's primary physical

risks are (1) Extreme Heat, (2) Coastal Flooding, and (3) Tropical Cyclone.

Climate risk models are complex and surrounded by a high degree of uncertainty as result of assumptions and availability of data. As result, a change in the methodology may lead to a change in the risk classification. The climate risk model assesses the potential costs for decarbonizing for companies. Active policies and ambitions of companies are not taken into account contrary to the 'ESG' scores that focus on policies and ambitions.

Risk considerations for the Sub-fund

Investors should note that, in addition to the above mentioned risks, the Sub-fund may use derivatives as part of its investment strategy and such investments are inherently volatile and the Sub-fund could potentially be exposed to additional risks and costs should the market move against it. Such market conditions could mean that Investors could, in certain circumstances, face minimal or no returns, or may even suffer a loss on such investments.

The investment risk will be measured using quantitative techniques. The investment risk of using derivatives is also incorporated in these quantitative techniques. For more information regarding e.g. the exposure calculation method, the maximum leverage or the expected levels of leverage as a result of the use of derivatives as well as a brief explanation as to the basis for such calculation, please consult [APPENDIX III – RISK MANAGEMENT PROCESS](#).

Base currency EUR

Type of Currency Hedged Share Classes (H) Portfolio Hedge

Issue date 22 August 2012

| Share Classes | Management fee | Service fee | Type | Performance Fee portion |
|------------------------------------|----------------|-------------|--------------|-------------------------|
| Regular share classes | | | | |
| Class A | 1.50% | 0.16% | Accumulating | N/A |
| Class AH | 1.50% | 0.16% | Accumulating | N/A |
| Class A1 | 1.50% | 0.16% | Distributing | N/A |
| Class A1H | 1.50% | 0.16% | Distributing | N/A |
| Class B | 1.00% | 0.16% | Distributing | N/A |
| Class BH | 1.00% | 0.16% | Distributing | N/A |
| Class D | 1.00% | 0.16% | Accumulating | N/A |
| Class DH | 1.00% | 0.16% | Accumulating | N/A |
| Class D2 | 1.50% | 0.16% | Accumulating | N/A |
| Class D2H | 1.50% | 0.16% | Accumulating | N/A |
| Class D3 | 1.50% | 0.16% | Distributing | N/A |
| Class D3H | 1.50% | 0.16% | Distributing | N/A |
| Class E | 1.00% | 0.16% | Distributing | N/A |
| Class EH | 1.00% | 0.16% | Distributing | N/A |
| Class M | 2.25% | 0.16% | Accumulating | N/A |
| Class MH | 2.25% | 0.16% | Accumulating | N/A |
| Class M2 | 2.50% | 0.16% | Accumulating | N/A |
| Class M2H | 2.50% | 0.16% | Accumulating | N/A |
| Class M3 | 2.50% | 0.16% | Distributing | N/A |
| Class M3H | 2.50% | 0.16% | Distributing | N/A |
| Privileged share classes | | | | |
| Class C | 0.50% | 0.16% | Distributing | N/A |
| Class CH | 0.50% | 0.16% | Distributing | N/A |
| Class Cx | 0.50% | 0.16% | Distributing | N/A |
| Class CxH | 0.50% | 0.16% | Distributing | N/A |
| Class F | 0.50% | 0.16% | Accumulating | N/A |
| Class FH | 0.50% | 0.16% | Accumulating | N/A |
| Class G | 0.50% | 0.16% | Distributing | N/A |
| Class GH | 0.50% | 0.16% | Distributing | N/A |
| Class S | 0.50% | 0.16% | Accumulating | N/A |
| Class SH | 0.50% | 0.16% | Accumulating | N/A |
| Institutional share classes | | | | |

| | | | | |
|------------|-------|-------|--------------|-----|
| Class I | 0.55% | 0.12% | Accumulating | N/A |
| Class IH | 0.55% | 0.12% | Accumulating | N/A |
| Class IB | 0.55% | 0.12% | Distributing | N/A |
| Class IBx | 0.55% | 0.12% | Distributing | N/A |
| Class IBH | 0.55% | 0.12% | Distributing | N/A |
| Class IBxH | 0.55% | 0.12% | Distributing | N/A |
| Class IE | 0.55% | 0.12% | Distributing | N/A |
| Class K | 0.55% | 0.12% | Accumulating | N/A |
| Class KH | 0.55% | 0.12% | Accumulating | N/A |
| Class K1 | 0.55% | 0.12% | Accumulating | N/A |
| Class K1H | 0.55% | 0.12% | Accumulating | N/A |
| Class K2 | 0.55% | 0.12% | Accumulating | N/A |
| Class K2H | 0.55% | 0.12% | Accumulating | N/A |
| Class K3 | 0.55% | 0.12% | Accumulating | N/A |
| Class K3H | 0.55% | 0.12% | Accumulating | N/A |
| Class Z | 0.00% | 0.00% | Accumulating | N/A |
| Class ZH | 0.00% | 0.00% | Accumulating | N/A |
| Class ZB | 0.00% | 0.00% | Distributing | N/A |
| Class ZBH | 0.00% | 0.00% | Distributing | N/A |

See Section 3.1 for a more detailed description of all Fees and Expenses.

h) Robeco QI Global Developed Sustainable Enhanced Index Equities

Investment policy

Objective The aim of the Sub-fund is to provide long term capital growth while at the same time aiming for a better sustainability profile compared to the Benchmark by promoting certain ESG (i.e. Environmental, Social and corporate Governance) characteristics and integrating sustainability risks in the investment process. The Sub-fund also aims for an improved environmental footprint compared to the Benchmark.

Strategy The Sub-fund will take exposure of at least two-thirds of its total assets to equities of companies that mainly operate in mature economies (developed markets). The Sub-fund's strategy allows for the expression of both positive and negative views on companies by overweighting and underweighting stocks in the MSCI World Index.

The Sub-fund promotes environmental and/or social characteristics within the meaning of Article 8 of the Regulation (EU) 2019/2088 of 27 November 2019 on sustainability-related disclosures in the financial sector. The Sub-fund strives for economic results, while at the same time taking into account environmental, social and governance characteristics which are further explained in Appendix VIII.

The Sub-fund is actively managed and uses the Benchmark for asset allocation purposes. The Sub-fund has a well-diversified portfolio with a relative large number of relative small over- and under weights. The securities selected for the Sub-fund's investment universe may be components of the Benchmark, but securities outside the Benchmark may be selected too. The Sub-fund can deviate from the weightings of the Benchmark to a limited extent. The Management Company has discretion over the composition of the portfolio subject to the investment objectives. The Sub-fund aims to outperform the Benchmark over the long run, whilst still controlling relative risk through the applications of limits (on currencies, countries and sectors) to the extent of deviation from the Benchmark. This will consequently limit the deviation of the performance relative to the Benchmark.

The Benchmark is a broad market weighted index that is not consistent with the environmental, social and governance characteristics promoted by the Sub-fund.

Financial Instruments and Investment Restrictions With due consideration given to the investment restrictions and to the extent permitted by the applicable legislation, the Sub-fund may invest in equities, convertible bonds, bonds, units of UCITS and/or other UCIs and derivatives to achieve the investment goals of the Sub-fund.

The Sub-fund is allowed to invest in money market instruments, bank deposits (other than deposits at sight) and other eligible liquid assets for treasury purposes and in case of unfavourable market conditions.

The Sub-fund may hold up to 20% of its net assets in ancillary liquid assets (bank deposits at sight, such as cash held in current accounts). Under exceptionally unfavourable market conditions and if justified in the interest of the Shareholders, the Sub-fund may temporarily exceed the aforementioned limit for investment in ancillary liquid assets and other liquid instruments.

Exchange traded and over-the-counter derivatives are permitted, including but not limited to futures, swaps, options, currency forwards and/or combinations of the above. Whilst the Sub-fund may use derivatives for investment purposes as well as for hedging and efficient portfolio management, it does not intend to utilize derivatives extensively for such purposes.

Currency The Sub-fund is exposed to the exchange rate movements of the currencies in which the assets of the Sub-fund are denominated.

Profile of the typical Investor The Sub-fund is suitable for Investors who want ESG considerations to be integrated as binding element in the investment process, but also to make a contribution to an environmental objective e.g. environmental footprint reduction, in addition to creating returns. It is also suitable for informed and/or experienced Investors wishing to attain defined investment objectives. The Sub-fund does not provide a capital guarantee. The Investor must be able to accept volatility. This Sub-fund is suitable for Investors who can afford to set aside the capital for at least 5-7 years. It can accommodate the investment objective of capital growth, income and/or portfolio diversification.

Please note that such information is provided for reference only and Investors should consider their own circumstances, including without limitation, their own risk tolerance level, financial

circumstance, investment objective etc., before making any investment decisions. If in doubt, Investors should seek professional advice.

Risk profile of the Sub-fund

The investments in equity of companies may involve risks (for example linked to transferable securities and stock markets), such as exchange rates and volatility risks. The Sub-fund's investments are subject to market fluctuations. No assurance can, therefore, be given that the Sub-fund's investment objective will be achieved. It cannot be guaranteed either that the value of a Share in the Sub-fund will not fall below its value at the time of acquisition.

The sustainability risk profile can be split into different sustainability risk sources and is expressed using categories ranging from lowest risk till highest risk. The risk classification relates to both the probability and potential negative impact of sustainability risk on the portfolio return. The classification relates to the portfolio only: there is no comparison to any benchmark.

Robeco distinguishes between sustainability risk of companies and governments. For companies, there is a total risk classification, a classification of environmental risks, a classification of social risks, and a classification of governance risk. The classifications are based on a variety of Environmental, Social, and Governance (ESG) issues provided by a third party that is specialized in the assessment of sustainability risks. The classification provides an indication of the probability and potential impact of an ESG event in the period of one year.

| <i>Company Risk</i> | ← <i>Lowest</i> | <i>Highest</i> → |
|-------------------------------|-----------------|------------------|
| Sustainability Risk (Overall) | X | |
| Environmental Risk | X | |
| Social Risk | | X |
| Governance Risk | X | |

Robeco makes use of a climate risk metric provided by a third party specialized in climate risk. Based on a 1.5-degrees decarbonization pathway, the potential impact of climate transition risk is estimated. This is a reflection of the potential decarbonization costs for the next 80 years, of which the heavy point is estimated to be approximately in 15 years. This impact on return is compared to the market risk profile of the Sub-fund and turned into risk classification.

| <i>Company Risk</i> | ← <i>Lowest</i> | <i>Highest</i> → |
|-------------------------|-----------------|------------------|
| Climate Transition Risk | X | |

Climate change leads to extreme weather events that may have a negative economic impact on investments. Based on a climate risk model provided by a third party specialized in climate risk, the physical risks that the portfolio is most vulnerable to are assessed. This Sub-fund's primary physical risks are (1) Extreme Heat, (2) Coastal Flooding, and (3) Tropical Cyclone.

Climate risk models are complex and surrounded by a high degree of uncertainty as result of assumptions and availability of data. As result, a change in the methodology may lead to a change in the risk classification. The climate risk model assesses the potential costs for decarbonizing for companies. Active policies and ambitions of companies are not taken into account contrary to the 'ESG' scores that focus on policies and ambitions.

Risk considerations for the Sub-fund

Investors should note that, in addition to the above mentioned risks, the Sub-fund may use derivatives as part of its investment strategy and such investments are inherently volatile and the Sub-fund could potentially be exposed to additional risks and costs should the market move against it. Such market conditions could mean that Investors could, in certain circumstances, face minimal or no returns, or may even suffer a loss on such investments.

The investment risk will be measured using quantitative techniques. The investment risk of using derivatives is also incorporated in these quantitative techniques. For more information regarding e.g. the exposure calculation method, the maximum leverage or the expected levels of leverage as a

result of the use of derivatives as well as a brief explanation as to the basis for such calculation, please consult [APPENDIX III – RISK MANAGEMENT PROCESS](#).

| Base currency | EUR | | | |
|---|-----------------|-------------|--------------|-------------------------|
| Type of Currency Hedged Share Classes (H) | Portfolio Hedge | | | |
| Issue date | 29 October 2013 | | | |
| Share Classes | Management fee | Service fee | Type | Performance Fee portion |
| Regular share classes | | | | |
| Class B | 0.50% | 0.16% | Distributing | N/A |
| Class BH | 0.50% | 0.16% | Distributing | N/A |
| Class D | 0.50% | 0.16% | Accumulating | N/A |
| Class DH | 0.50% | 0.16% | Accumulating | N/A |
| Class E | 0.50% | 0.16% | Distributing | N/A |
| Class EH | 0.50% | 0.16% | Distributing | N/A |
| Class M | 1.00% | 0.16% | Accumulating | N/A |
| Class MH | 1.00% | 0.16% | Accumulating | N/A |
| Class M2 | 2.50% | 0.16% | Accumulating | N/A |
| Class M2H | 2.50% | 0.16% | Accumulating | N/A |
| Class M3 | 2.50% | 0.16% | Distributing | N/A |
| Class M3H | 2.50% | 0.16% | Distributing | N/A |
| Privileged share classes | | | | |
| Class C | 0.25% | 0.16% | Distributing | N/A |
| Class CH | 0.25% | 0.16% | Distributing | N/A |
| Class Cx | 0.25% | 0.16% | Distributing | N/A |
| Class CxH | 0.25% | 0.16% | Distributing | N/A |
| Class F | 0.25% | 0.16% | Accumulating | N/A |
| Class FH | 0.25% | 0.16% | Accumulating | N/A |
| Class G | 0.25% | 0.16% | Distributing | N/A |
| Class GH | 0.25% | 0.16% | Distributing | N/A |
| Class S | 0.25% | 0.16% | Accumulating | N/A |
| Class SH | 0.25% | 0.16% | Accumulating | N/A |
| Institutional share classes | | | | |
| Class I | 0.25% | 0.12% | Accumulating | N/A |
| Class IH | 0.25% | 0.12% | Accumulating | N/A |
| Class IB | 0.25% | 0.12% | Distributing | N/A |
| Class IBx | 0.25% | 0.12% | Distributing | N/A |
| Class IBH | 0.25% | 0.12% | Distributing | N/A |
| Class IBxH | 0.25% | 0.12% | Distributing | N/A |
| Class IE | 0.25% | 0.12% | Distributing | N/A |
| Class IEH | 0.25% | 0.12% | Distributing | N/A |
| Class K | 0.25% | 0.12% | Accumulating | N/A |
| Class KH | 0.25% | 0.12% | Accumulating | N/A |
| Class K1 | 0.25% | 0.12% | Accumulating | N/A |
| Class K1H | 0.25% | 0.12% | Accumulating | N/A |
| Class K2 | 0.25% | 0.12% | Accumulating | N/A |
| Class K2H | 0.25% | 0.12% | Accumulating | N/A |
| Class K3 | 0.25% | 0.12% | Accumulating | N/A |
| Class K3H | 0.25% | 0.12% | Accumulating | N/A |
| Class Z | 0.00% | 0.00% | Accumulating | N/A |
| Class ZH | 0.00% | 0.00% | Accumulating | N/A |
| Class ZB | 0.00% | 0.00% | Distributing | N/A |
| Class ZBH | 0.00% | 0.00% | Distributing | N/A |

See Section 3.1 for a more detailed description of all Fees and Expenses.

i) Robeco QI Emerging Markets Enhanced Index Equities

| | |
|---|---|
| <p>Investment policy</p> | <p><i>Objective</i> The aim of the Sub-fund is to provide long term capital growth while at the same time aiming for a better sustainability profile compared to the Benchmark by promoting certain ESG (i.e. Environmental, Social and corporate Governance) characteristics and integrating sustainability risks in the investment process.</p> <p><i>Strategy</i> The Sub-fund will take exposure of at least two-thirds of its total assets to equities of companies incorporated or exercising a preponderant part of their economic activities in Emerging Countries.</p> <p>The Sub-fund is actively managed and uses the Benchmark for asset allocation purposes. The Sub-fund uses a quantitative stock selection strategy which ranks stocks on their expected future relative performance using three factors: a strategy focusing on stocks with an attractive valuation (Value); a strategy focusing on stocks of companies with a medium term attractive performance trend (Momentum); and a strategy focusing on high quality equities, e.g. equity of companies with strong balance sheets and high profitability (Quality). The securities selected for the Sub-fund's investment universe may be components of the Benchmark, but securities outside the Benchmark may be selected too.</p> <p>The Sub-fund promotes environmental and/or social characteristics within the meaning of Article 8 of the Regulation (EU) 2019/2088 of 27 November 2019 on sustainability-related disclosures in the financial sector. The Sub-fund strives for economic results, while at the same time taking into account environmental, social and governance characteristics which are further explained in Appendix VIII.</p> <p>The Sub-fund can deviate from the weightings of the Benchmark to a limited extent. The Management Company has discretion over the composition of the portfolio subject to the investment objectives. Highly ranked stocks are overweighted against the Benchmark, whereas low-ranked stocks are underweighted, resulting in a well-diversified portfolio with a low tracking error relative to the Benchmark of the Sub-fund. The Sub-fund aims to outperform the Benchmark over the long run, whilst still controlling relative risk through the applications of limits (on countries and sectors) to the extent of deviation from the Benchmark. This will consequently limit the deviation of the performance relative to the Benchmark.</p> <p>The Benchmark is a broad market weighted index that is not consistent with the environmental, social and governance characteristics promoted by the Sub-fund.</p> |
| <p><i>Financial Instruments and Investment Restrictions</i></p> | <p>With due consideration given to the investment restrictions and to the extent permitted by the applicable legislation, the Sub-fund may invest in equities, convertible bonds, bonds and derivatives to achieve the investment goals of the Sub-fund.</p> <p>The Sub-fund is allowed to invest in money market instruments, bank deposits (other than deposits at sight) and other eligible liquid assets for treasury purposes and in case of unfavourable market conditions.</p> <p>The Sub-fund may hold up to 20% of its net assets in ancillary liquid assets (bank deposits at sight, such as cash held in current accounts). Under exceptionally unfavourable market conditions and if justified in the interest of the Shareholders, the Sub-fund may temporarily exceed the aforementioned limit for investment in ancillary liquid assets and other liquid instruments.</p> <p>For the purpose of gaining exposure to shares of companies of the People's Republic of China ("PRC") listed in China, the Sub-fund may invest up to 30% of its net assets in China A-shares (via QFI and/or Stock Connect programmes) and China B-shares issued by companies in the PRC and listed on PRC stock exchanges. At least one month's prior notice will be given to Investors if the Sub-fund intends to invest more than 30% of its net assets in China A-shares and China B-shares and the Prospectus will be updated accordingly.</p> <p>The Sub-fund may invest up to 10% of its total assets in other UCIs and/or UCITS that may be managed by an Affiliated Entity and/or Shares in Sub-funds of the Company.</p> <p>Exchange traded and over-the-counter derivatives are permitted, including but not limited to futures, swaps, options, currency forwards and/or combinations of the above. Whilst the Sub-fund may use derivatives for investment purposes as well as for hedging and efficient portfolio management, it does not intend to utilize derivatives extensively for such purposes.</p> |
| <p><i>Currency</i></p> | <p>The Sub-fund is exposed to the exchange rate movements of the currencies in which the assets of the Sub-fund are denominated.</p> |

Profile of the typical Investor The Sub-fund is suitable for Investors who seek ESG considerations to be integrated as binding element in the investment process, while still seeking optimum returns. This Sub-fund is suitable for Investors who see funds as a convenient way of participating in capital market developments. It is also suitable for informed and/or experienced Investors wishing to attain defined investment objectives. The Sub-fund does not provide a capital guarantee. The Investor must be able to accept substantial volatility. This Sub-fund is suitable for Investors who can afford to set aside the capital for at least 5-7 years. It can accommodate the investment objective of capital growth, income and/or portfolio diversification.

Please note that such information is provided for reference only and Investors should consider their own circumstances, including without limitation, their own risk tolerance level, financial circumstance, investment objective etc., before making any investment decisions. If in doubt, Investors should seek professional advice.

Risk profile of the Sub-fund In emerging and less developed markets the legal, judicial and regulatory infrastructure is still developing and there may be legal uncertainty both for local market participants and their overseas counterparts. Some markets may carry higher risks for Investors who should therefore ensure that, before investing, they understand the risks involved and are satisfied that despite the substantial risk of loss of investment, their investment is suitable as part of their portfolio.

This Sub-fund might invest in China A-shares. Investments in China A-shares carry increased risks, most notably liquidity and credit risks. For further information on these risks, Investors should refer to the heading "Chinese markets risks" under "Section 4 – Risk Considerations" above.

The investments in equity of companies may involve risks (for example linked to transferable securities and stock markets), such as exchange rates and volatility risks. The Sub-fund's investments are subject to market fluctuations. No assurance can, therefore, be given that the Sub-fund's investment objective will be achieved. It cannot be guaranteed either that the value of a Share in the Sub-fund will not fall below its value at the time of acquisition.

The sustainability risk profile can be split into different sustainability risk sources and is expressed using categories ranging from lowest risk till highest risk. The risk classification relates to both the probability and potential negative impact of sustainability risk on the portfolio return. The classification relates to the portfolio only: there is no comparison to any benchmark.

Robeco distinguishes between sustainability risk of companies and governments. For companies, there is a total risk classification, a classification of environmental risks, a classification of social risks, and a classification of governance risk. The classifications are based on a variety of Environmental, Social, and Governance (ESG) issues provided by a third party that is specialized in the assessment of sustainability risks. The classification provides an indication of the probability and potential impact of an ESG event in the period of one year.

| <i>Company Risk</i> | ← <i>Lowest</i> | <i>Highest</i> → |
|-------------------------------|-----------------|------------------|
| Sustainability Risk (Overall) | | X |
| Environmental Risk | X | |
| Social Risk | | X |
| Governance Risk | | X |

Robeco makes use of a climate risk metric provided by a third party specialized in climate risk. Based on a 1.5-degrees decarbonization pathway, the potential impact of climate transition risk is estimated. This is a reflection of the potential decarbonization costs for the next 80 years, of which the heavy point is estimated to be approximately in 15 years. This impact on return is compared to the market risk profile of the Sub-fund and turned into risk classification.

| <i>Company Risk</i> | ← <i>Lowest</i> | <i>Highest</i> → |
|-------------------------|-----------------|------------------|
| Climate Transition Risk | | X |

Climate change leads to extreme weather events that may have a negative economic impact on investments. Based on a climate risk model provided by a third party specialized in climate risk, the physical risks that the portfolio is most vulnerable to are assessed. This Sub-fund's primary physical risks are (1) Coastal Flooding, (2) Extreme Heat, and (3) Tropical Cyclone.

Climate risk models are complex and surrounded by a high degree of uncertainty as result of assumptions and availability of data. As result, a change in the methodology may lead to a change in the risk classification. The climate risk model assesses the potential costs for decarbonizing for companies. Active policies and ambitions of companies are not taken into account contrary to the 'ESG' scores that focus on policies and ambitions.

Risk considerations for the Sub-fund

Investors should note that, in addition to the above mentioned risks, the Sub-fund may use derivatives as part of its investment strategy and such investments are inherently volatile and the Sub-fund could potentially be exposed to additional risks and costs should the market move against it. Such market conditions could mean that Investors could, in certain circumstances, face minimal or no returns, or may even suffer a loss on such investments.

The investment risk will be measured using quantitative techniques. The investment risk of using derivatives is also incorporated in these quantitative techniques. For more information regarding e.g. the exposure calculation method, the maximum leverage or the expected levels of leverage as a result of the use of derivatives as well as a brief explanation as to the basis for such calculation, please consult [APPENDIX III – RISK MANAGEMENT PROCESS](#).

| | |
|---|--|
| Base currency | USD |
| Type of Currency Hedged Share Classes (H) | Portfolio Hedge |
| Issue date | 28 March 2012 |
| Cut-off time | Cut-off time, as described in Section 2.3 " Issue of Shares " and Section 2.5 " Redemption of Shares ", is 9:00 CET the Valuation Day preceding the Valuation Day for which the order is made. |
| Settlement Day | Settlement for subscriptions, as described in section 2.3 " Issue of Shares ", must be made on the second Settlement Day after the Valuation Day. |

| Share Classes | Management fee | Service fee | Type | Performance Fee |
|---------------------------------|----------------|-------------|--------------|-----------------|
| Regular share classes | | | | |
| Class D | 0.70% | 0.20% | Accumulating | N/A |
| Class DH | 0.70% | 0.20% | Accumulating | N/A |
| Class E | 0.70% | 0.20% | Distributing | N/A |
| Class EH | 0.70% | 0.20% | Distributing | N/A |
| Class M | 1.30% | 0.20% | Accumulating | N/A |
| Class MH | 1.30% | 0.20% | Accumulating | N/A |
| Class M2 | 2.50% | 0.20% | Accumulating | N/A |
| Class M2H | 2.50% | 0.20% | Accumulating | N/A |
| Class M3 | 2.50% | 0.20% | Distributing | N/A |
| Class M3H | 2.50% | 0.20% | Distributing | N/A |
| Privileged share classes | | | | |
| Class C | 0.35% | 0.20% | Distributing | N/A |
| Class CH | 0.35% | 0.20% | Distributing | N/A |
| Class Cx | 0.35% | 0.20% | Distributing | N/A |
| Class CxH | 0.35% | 0.20% | Distributing | N/A |
| Class F | 0.35% | 0.20% | Accumulating | N/A |
| Class FH | 0.35% | 0.20% | Accumulating | N/A |
| Class F2 | 0.35% | 0.20% | Accumulating | N/A |
| Class G | 0.35% | 0.20% | Distributing | N/A |
| Class GH | 0.35% | 0.20% | Distributing | N/A |
| Class S | 0.35% | 0.20% | Accumulating | N/A |

| | | | | |
|-----------------------------|-------|-------|--------------|-----|
| Class SH | 0.35% | 0.20% | Accumulating | N/A |
| Institutional share classes | | | | |
| Class I | 0.35% | 0.16% | Accumulating | N/A |
| Class IH | 0.35% | 0.16% | Accumulating | N/A |
| Class IB | 0.35% | 0.16% | Distributing | N/A |
| Class IBx | 0.35% | 0.16% | Distributing | N/A |
| Class IBH | 0.35% | 0.16% | Distributing | N/A |
| Class IBxH | 0.35% | 0.16% | Distributing | N/A |
| Class IE | 0.35% | 0.16% | Distributing | N/A |
| Class IEH | 0.35% | 0.16% | Distributing | N/A |
| Class K | 0.35% | 0.16% | Accumulating | N/A |
| Class KH | 0.35% | 0.16% | Accumulating | N/A |
| Class K1 | 0.35% | 0.16% | Accumulating | N/A |
| Class K1H | 0.35% | 0.16% | Accumulating | N/A |
| Class K2 | 0.35% | 0.16% | Accumulating | N/A |
| Class K2H | 0.35% | 0.16% | Accumulating | N/A |
| Class K3 | 0.35% | 0.16% | Accumulating | N/A |
| Class K3H | 0.35% | 0.16% | Accumulating | N/A |
| Class Z | 0.00% | 0.00% | Accumulating | N/A |
| Class ZH | 0.00% | 0.00% | Accumulating | N/A |
| Class ZB | 0.00% | 0.00% | Distributing | N/A |
| Class ZBH | 0.00% | 0.00% | Distributing | N/A |

See Section 3.1 for a more detailed description of all Fees and Expenses.

j) Robeco QI Emerging Conservative Equities

Investment
policy

Objective The aim of the Sub-fund is to provide long term capital growth while at the same time aiming for a better sustainability profile compared to the Benchmark by promoting certain ESG (i.e. Environmental, Social and corporate Governance) characteristics and integrating sustainability risks in the investment process.

Strategy The Sub-fund will take exposure of at least two-thirds of the total assets of the Sub-fund to equities of companies incorporated or exercising a preponderant part of their economic activities in Emerging Countries. The Sub-fund will focus on investing in equities that show lower expected volatility than average emerging equity. Conservative stands for the focus on equity with lower expected volatility.

The Sub-fund promotes environmental and/or social characteristics within the meaning of Article 8 of the Regulation (EU) 2019/2088 of 27 November 2019 on sustainability-related disclosures in the financial sector. The Sub-fund strives for economic results, while at the same time taking into account environmental, social and governance characteristics which are further explained in Appendix VIII.

The Sub-fund is actively managed and uses the Benchmark for asset allocation purposes. However, although securities may be components of the Benchmark, securities outside the Benchmark may be selected too. The Sub-fund can deviate substantially from the weightings of the Benchmark. The Management Company has discretion over the composition of the portfolio subject to the investment objectives. The Sub-fund aims to achieve returns equal to, or greater than, those on the Benchmark with lower expected downside risk, whilst still controlling relative risk through the applications of limits (on countries and sectors) to the extent of deviation from the Benchmark.

The Benchmark is a broad market weighted index that is not consistent with all the environmental, social and governance characteristics promoted by the Sub-fund

Financial Instruments and Investment Restrictions With due consideration given to the investment restrictions and to the extent permitted by the applicable legislation, the Sub-fund may invest in equities, convertible bonds, securities issued and/or guaranteed by government, public or local authority with a minimum rating of investment grade, non-government bonds, units of UCITS and/or other UCIs and derivatives to achieve the investment goals of the Sub-fund.

The Sub-fund is allowed to invest in money market instruments, bank deposits (other than deposits at sight) and other eligible liquid assets for treasury purposes and in case of unfavourable market conditions.

The Sub-fund may hold up to 20% of its net assets in ancillary liquid assets (bank deposits at sight, such as cash held in current accounts). Under exceptionally unfavourable market conditions and if justified in the interest of the Shareholders, the Sub-fund may temporarily exceed the aforementioned limit for investment in ancillary liquid assets and other liquid instruments.

Except for a maximum of 10% of its net assets (as permitted by investment restriction I (2) in Appendix II), the Sub-fund will (without limiting the possibility to invest in compliance with its investment policy in assets referred to under investment restrictions I (1) c), d), e) and f)) only invest in transferable securities and money market instruments traded or listed on markets falling under investment restrictions I (1) a) and b).

For the purpose of gaining exposure to shares of companies of the People's Republic of China ("PRC") listed in China, the Sub-fund may invest up to 30% of its net assets in China A-shares (via QFI and/or Stock Connect programmes) and China B-shares issued by companies in the PRC and listed on PRC stock exchanges. At least one month's prior notice will be given to Investors if the Sub-fund intends to invest more than 30% of its net assets in China A-shares and China B-shares and the Prospectus will be updated accordingly.

Exchange traded and over-the-counter derivatives are permitted, including but not limited to futures, swaps, options, currency forwards and/or combinations of the above. Whilst the Sub-fund may use derivatives for investment purposes as well as for hedging and efficient portfolio management, it does not intend to utilize derivatives extensively for such purposes.

Currency The Sub-fund is exposed to the exchange rate movements of the currencies in which the assets of the Sub-fund are denominated.

Profile of the typical Investor The Sub-fund is suitable for Investors who seek ESG considerations to be integrated as binding element in the investment process, while still seeking optimum returns. This Sub-fund is suitable for Investors who see funds as a convenient way of participating in capital market developments. It is also suitable for informed and/or experienced Investors wishing to attain defined investment objectives. The Sub-fund does not provide a capital guarantee. The Investor must be able to accept substantial volatility. This Sub-fund is suitable for Investors who can afford to set aside the capital for at least 5-7 years. It can accommodate the investment objective of capital growth, income and/or portfolio diversification.

Please note that such information is provided for reference only and Investors should consider their own circumstances, including without limitation, their own risk tolerance level, financial circumstance, investment objective etc., before making any investment decisions. If in doubt, Investors should seek professional advice.

Risk profile of the Sub-fund In emerging and less developed markets the legal, judicial and regulatory infrastructure is still developing and there may be legal uncertainty both for local market participants and their overseas counterparts. Some markets may carry higher risks for Investors who should therefore ensure that, before investing, they understand the risks involved and are satisfied that despite the substantial risk of loss of investment, their investment is suitable as part of their portfolio.

This Sub-fund might invest in China A-shares. Investments in China A-shares carry increased risks, most notably liquidity and credit risks. For further information on these risks, Investors should refer to the heading "Chinese markets risks" under "Section 4 – Risk Considerations" above.

Also, the investments in equity of companies may involve risks (for example linked to transferable securities and stock markets), such as exchange rates and volatility risks. The Sub-fund's investments are subject to market fluctuations. No assurance can, therefore, be given that the Sub-fund's investment objective will be achieved. It cannot be guaranteed either that the value of a Share in the Sub-fund will not fall below its value at the time of acquisition.

The sustainability risk profile can be split into different sustainability risk sources and is expressed using categories ranging from lowest risk till highest risk. The risk classification relates to both the probability and potential negative impact of sustainability risk on the portfolio return. The classification relates to the portfolio only: there is no comparison to any benchmark.

Robeco distinguishes between sustainability risk of companies and governments. For companies, there is a total risk classification, a classification of environmental risks, a classification of social risks, and a classification of governance risk. The classifications are based on a variety of Environmental, Social, and Governance (ESG) issues provided by a third party that is specialized in the assessment of sustainability risks. The classification provides an indication of the probability and potential impact of an ESG event in the period of one year.

| <i>Company Risk</i> | ← <i>Lowest</i> | <i>Highest</i> → |
|-------------------------------|-----------------|------------------|
| Sustainability Risk (Overall) | | X |
| Environmental Risk | X | |
| Social Risk | | X |
| Governance Risk | | X |

Robeco makes use of a climate risk metric provided by a third party specialized in climate risk. Based on a 1.5-degrees decarbonization pathway, the potential impact of climate transition risk is estimated. This is a reflection of the potential decarbonization costs for the next 80 years, of which the heavy point is estimated to be approximately in 15 years. This impact on return is compared to the market risk profile of the Sub-fund and turned into risk classification.

| <i>Company Risk</i> | ← <i>Lowest</i> | <i>Highest</i> → |
|-------------------------|-----------------|------------------|
| Climate Transition Risk | | X |

Climate change leads to extreme weather events that may have a negative economic impact on investments. Based on a climate risk model provided by a third party specialized in climate risk, the physical risks that the portfolio is most vulnerable to are assessed. This Sub-fund's primary physical risks are (1) Coastal Flooding, (2) Extreme Heat, and (3) Tropical Cyclone.

Climate risk models are complex and surrounded by a high degree of uncertainty as result of assumptions and availability of data. As result, a change in the methodology may lead to a change in the risk classification. The climate risk model assesses the potential costs for decarbonizing for companies. Active policies and ambitions of companies are not taken into account contrary to the 'ESG' scores that focus on policies and ambitions.

Risk considerations for the Sub-fund

Investors should note that, in addition to the above mentioned risks, the Sub-fund may use derivatives as part of its investment strategy and such investments are inherently volatile and the Sub-fund could potentially be exposed to additional risks and costs should the market move against it. Such market conditions could mean that Investors could, in certain circumstances, face minimal or no returns, or may even suffer a loss on such investments.

The investment risk will be measured using quantitative techniques. The investment risk of using derivatives is also incorporated in these quantitative techniques. For more information regarding e.g. the exposure calculation method, the maximum leverage or the expected levels of leverage as a result of the use of derivatives as well as a brief explanation as to the basis for such calculation, please consult [APPENDIX III – RISK MANAGEMENT PROCESS](#).

Base currency USD

Type of Currency Hedged Share Classes (H) Portfolio Hedge

Issue date 14 February 2011

| Share Classes | Management fee | Service fee | Type | Performance Fee |
|--------------------------|----------------|-------------|--------------|-----------------|
| Regular share classes | | | | |
| Class A | 1.50% | 0.20% | Accumulating | N/A |
| Class AH | 1.50% | 0.20% | Accumulating | N/A |
| Class A1 | 1.50% | 0.20% | Distributing | N/A |
| Class A1H | 1.50% | 0.20% | Distributing | N/A |
| Class B* | 1.25% | 0.20% | Distributing | N/A |
| Class Ba* | 1.25% | 0.20% | Distributing | N/A |
| Class BH* | 1.25% | 0.20% | Distributing | N/A |
| Class BaH* | 1.25% | 0.20% | Distributing | N/A |
| Class Bx* | 1.25% | 0.20% | Distributing | N/A |
| Class BxH* | 1.25% | 0.20% | Distributing | N/A |
| Class D | 1.25% | 0.20% | Accumulating | N/A |
| Class DH | 1.25% | 0.20% | Accumulating | N/A |
| Class D2 | 1.50% | 0.20% | Accumulating | N/A |
| Class D2H | 1.50% | 0.20% | Accumulating | N/A |
| Class D3 | 1.50% | 0.20% | Distributing | N/A |
| Class D3H | 1.50% | 0.20% | Distributing | N/A |
| Class E* | 1.25% | 0.20% | Distributing | N/A |
| Class EH* | 1.25% | 0.20% | Distributing | N/A |
| Class M | 2.00% | 0.20% | Accumulating | N/A |
| Class MH | 2.00% | 0.20% | Accumulating | N/A |
| Class M2 | 2.50% | 0.20% | Accumulating | N/A |
| Class M2H | 2.50% | 0.20% | Accumulating | N/A |
| Class M3 | 2.50% | 0.20% | Distributing | N/A |
| Class M3H | 2.50% | 0.20% | Distributing | N/A |
| Privileged share classes | | | | |
| Class C* | 0.63% | 0.20% | Distributing | N/A |
| Class CH* | 0.63% | 0.20% | Distributing | N/A |

| | | | | |
|-----------------------------|-------|-------|--------------|-----|
| Class Cx | 0.63% | 0.20% | Distributing | N/A |
| Class CxH | 0.63% | 0.20% | Distributing | N/A |
| Class F | 0.63% | 0.20% | Accumulating | N/A |
| Class FH | 0.63% | 0.20% | Accumulating | N/A |
| Class G* | 0.63% | 0.20% | Distributing | N/A |
| Class GH* | 0.63% | 0.20% | Distributing | N/A |
| Class S | 0.63% | 0.20% | Accumulating | N/A |
| Class SH | 0.63% | 0.20% | Accumulating | N/A |
| Institutional share classes | | | | |
| Class I | 0.68% | 0.16% | Accumulating | N/A |
| Class IH | 0.68% | 0.16% | Accumulating | N/A |
| Class IB | 0.68% | 0.16% | Distributing | N/A |
| Class IBx | 0.68% | 0.16% | Distributing | N/A |
| Class IBH | 0.68% | 0.16% | Distributing | N/A |
| Class IBxH | 0.68% | 0.16% | Distributing | N/A |
| Class IE | 0.68% | 0.16% | Distributing | N/A |
| Class IEH | 0.68% | 0.16% | Distributing | N/A |
| Class K | 0.68% | 0.16% | Accumulating | N/A |
| Class KH | 0.68% | 0.16% | Accumulating | N/A |
| Class K1 | 0.68% | 0.16% | Accumulating | N/A |
| Class K1H | 0.68% | 0.16% | Accumulating | N/A |
| Class K2 | 0.68% | 0.16% | Accumulating | N/A |
| Class K2H | 0.68% | 0.16% | Accumulating | N/A |
| Class K3 | 0.68% | 0.16% | Accumulating | N/A |
| Class K3H | 0.68% | 0.16% | Accumulating | N/A |
| Class Z | 0.00% | 0.00% | Accumulating | N/A |
| Class ZH | 0.00% | 0.00% | Accumulating | N/A |
| Class ZB | 0.00% | 0.00% | Distributing | N/A |
| Class ZBH | 0.00% | 0.00% | Distributing | N/A |

*For promotional purposes, these Share Classes may be referred to as "Robeco Emerging Conservative High Dividend Equities" in marketing material for Investors.

See Section 3.1 for a more detailed description of all Fees and Expenses.

k) Robeco QI Global Value Equities

Investment policy

Objective The aim of the Sub-fund is to provide long term capital growth while at the same time aiming for a better sustainability profile compared to the Benchmark by promoting certain ESG (i.e. Environmental, Social and corporate Governance) characteristics and integrating sustainability risks in the investment process.

Strategy The Sub-fund will take exposure of at least two-thirds of its total assets to equities of companies all over the world. Value stands for selecting companies with an attractive valuation in a disciplined way.

The Sub-fund promotes environmental and/or social characteristics within the meaning of Article 8 of the Regulation (EU) 2019/2088 of 27 November 2019 on sustainability-related disclosures in the financial sector. The Sub-fund strives for economic results, while at the same time taking into account environmental, social and governance characteristics which are further explained in Appendix VIII.

The Sub-fund is actively managed and uses the Benchmark for asset allocation purposes. However, although securities may be components of the Benchmark, securities outside the Benchmark may be selected too. The Sub-fund can deviate from the weightings of the Benchmark. The Management Company has discretion over the composition of the portfolio subject to the investment objectives. The Sub-fund aims to outperform the Benchmark over the long run, whilst still controlling relative risk through the applications of limits (on countries, sectors and issuers) to the extent of deviation from the Benchmark. This will consequently limit the deviation of the performance relative to the Benchmark.

The Benchmark is a broad market weighted index that is not consistent with the environmental, social and governance characteristics promoted by the Sub-fund.

Financial Instruments and Investment Restrictions With due consideration given to the investment restrictions and to the extent permitted by the applicable legislation, the Sub-fund may invest in equities, convertible bonds, bonds, units of UCITS and/or other UCIs and derivatives to achieve the investment goals of the Sub-fund.

The Sub-fund is allowed to invest in money market instruments, bank deposits (other than deposits at sight) and other eligible liquid assets for treasury purposes and in case of unfavourable market conditions.

The Sub-fund may hold up to 20% of its net assets in ancillary liquid assets (bank deposits at sight, such as cash held in current accounts). Under exceptionally unfavourable market conditions and if justified in the interest of the Shareholders, the Sub-fund may temporarily exceed the aforementioned limit for investment in ancillary liquid assets and other liquid instruments.

In selecting stocks, a systematic and disciplined approach is used in which the attractiveness of stocks is assessed on both fundamental and technical variables, which are then interpreted by quantitative models.

For the purpose of gaining exposure to shares of companies of the People's Republic of China ("PRC") listed in China, the Sub-fund may invest up to 10% of its net assets in China A-shares (via QFI and/or Stock Connect programmes) and China B-shares issued by companies in the PRC and listed on PRC stock exchanges. At least one month's prior notice will be given to Investors if the Sub-fund intends to invest more than 10% of its net assets in China A-shares and China B-shares and the Prospectus will be updated accordingly.

Exchange traded and over-the-counter derivatives are permitted, including but not limited to futures, swaps, options, currency forwards and/or combinations of the above. Whilst the Sub-fund may use derivatives for investment purposes as well as for hedging and efficient portfolio management, it does not intend to utilize derivatives extensively for such purposes.

Currency The Sub-fund is exposed to the exchange rate movements of the currencies in which the assets of the Sub-fund are denominated.

Profile of the typical Investor The Sub-fund is suitable for Investors who seek ESG considerations to be integrated as binding element in the investment process, while still seeking optimum returns. This Sub-fund is suitable for

Investors who see funds as a convenient way of participating in capital market developments. It is also suitable for informed and/or experienced Investors wishing to attain defined investment objectives. The Sub-fund does not provide a capital guarantee. The Investor must be able to accept volatility. This Sub-fund is suitable for Investors who can afford to set aside the capital for at least 5-7 years. It can accommodate the investment objective of capital growth, income and/or portfolio diversification.

Please note that such information is provided for reference only and Investors should consider their own circumstances, including without limitation, their own risk tolerance level, financial circumstance, investment objective etc., before making any investment decisions. If in doubt, Investors should seek professional advice.

Risk profile of the Sub-fund

In emerging and less developed markets the legal, judicial and regulatory infrastructure is still developing and there may be legal uncertainty both for local market participants and their overseas counterparts. Some markets may carry higher risks for Investors who should therefore ensure that, before investing, they understand the risks involved and are satisfied that despite the substantial risk of loss of investment, their investment is suitable as part of their portfolio.

This Sub-fund might invest in China A-shares. Investments in China A-shares carry increased risks, most notably liquidity and credit risks. For further information on these risks, Investors should refer to the heading "Chinese markets risks" under "Section 4 – Risk Considerations" above.

Also, the investments in equity of companies may involve risks (for example linked to transferable securities and stock markets), such as exchange rates and volatility risks. The Sub-fund's investments are subject to market fluctuations. No assurance can, therefore, be given that the Sub-fund's investment objective will be achieved. It cannot be guaranteed either that the value of a Share in the Sub-fund will not fall below its value at the time of acquisition.

The sustainability risk profile can be split into different sustainability risk sources and is expressed using categories ranging from lowest risk till highest risk. The risk classification relates to both the probability and potential negative impact of sustainability risk on the portfolio return. The classification relates to the portfolio only: there is no comparison to any benchmark.

Robeco distinguishes between sustainability risk of companies and governments. For companies, there is a total risk classification, a classification of environmental risks, a classification of social risks, and a classification of governance risk. The classifications are based on a variety of Environmental, Social, and Governance (ESG) issues provided by a third party that is specialized in the assessment of sustainability risks. The classification provides an indication of the probability and potential impact of an ESG event in the period of one year.

| <i>Company Risk</i> | <i>← Lowest</i> | <i>Highest →</i> |
|-------------------------------|-----------------|------------------|
| Sustainability Risk (Overall) | | X |
| Environmental Risk | X | |
| Social Risk | | X |
| Governance Risk | | X |

Robeco makes use of a climate risk metric provided by a third party specialized in climate risk. Based on a 1.5-degrees decarbonization pathway, the potential impact of climate transition risk is estimated. This is a reflection of the potential decarbonization costs for the next 80 years, of which the heavy point is estimated to be approximately in 15 years. This impact on return is compared to the market risk profile of the Sub-fund and turned into risk classification.

| <i>Company Risk</i> | <i>← Lowest</i> | <i>Highest →</i> |
|-------------------------|-----------------|------------------|
| Climate Transition Risk | X | |

Climate change leads to extreme weather events that may have a negative economic impact on investments. Based on a climate risk model provided by a third party specialized in climate risk, the

physical risks that the portfolio is most vulnerable to are assessed. This Sub-fund's primary physical risks are (1) Extreme Heat, (2) Coastal Flooding, and (3) Tropical Cyclone.

Climate risk models are complex and surrounded by a high degree of uncertainty as result of assumptions and availability of data. As result, a change in the methodology may lead to a change in the risk classification. The climate risk model assesses the potential costs for decarbonizing for companies. Active policies and ambitions of companies are not taken into account contrary to the 'ESG' scores that focus on policies and ambitions.

Risk considerations for the Sub-fund Investors should note that, in addition to the above mentioned risks, the Sub-fund may use derivatives as part of its investment strategy and such investments are inherently volatile and the Sub-fund could potentially be exposed to additional risks and costs should the market move against it. Such market conditions could mean that Investors could, in certain circumstances, face minimal or no returns, or may even suffer a loss on such investments.

The investment risk will be measured using quantitative techniques. The investment risk of using derivatives is also incorporated in these quantitative techniques. For more information regarding e.g. the exposure calculation method, the maximum leverage or the expected levels of leverage as a result of the use of derivatives as well as a brief explanation as to the basis for such calculation, please consult [APPENDIX III – RISK MANAGEMENT PROCESS](#).

Base currency EUR

Type of Currency Hedged Share Classes (H) Portfolio Hedge

Issue date 13 December 2013

| Share Classes | Management fee | Service fee | Type | Performance Fee |
|------------------------------------|----------------|-------------|--------------|-----------------|
| Regular share classes | | | | |
| Class A | 1.50% | 0.16% | Accumulating | N/A |
| Class AH | 1.50% | 0.16% | Accumulating | N/A |
| Class A1 | 1.50% | 0.16% | Distributing | N/A |
| Class A1H | 1.50% | 0.16% | Distributing | N/A |
| Class B | 1.00% | 0.16% | Distributing | N/A |
| Class BH | 1.00% | 0.16% | Distributing | N/A |
| Class D | 1.00% | 0.16% | Accumulating | N/A |
| Class DH | 1.00% | 0.16% | Accumulating | N/A |
| Class D2 | 1.50% | 0.16% | Accumulating | N/A |
| Class D2H | 1.50% | 0.16% | Accumulating | N/A |
| Class D3 | 1.50% | 0.16% | Distributing | N/A |
| Class D3H | 1.50% | 0.16% | Distributing | N/A |
| Class E | 1.00% | 0.16% | Distributing | N/A |
| Class EH | 1.00% | 0.16% | Distributing | N/A |
| Class M | 2.25% | 0.16% | Accumulating | N/A |
| Class MH | 2.25% | 0.16% | Accumulating | N/A |
| Class M2 | 2.50% | 0.16% | Accumulating | N/A |
| Class M2H | 2.50% | 0.16% | Accumulating | N/A |
| Class M3 | 2.50% | 0.16% | Distributing | N/A |
| Class M3H | 2.50% | 0.16% | Distributing | N/A |
| Privileged share classes | | | | |
| Class C | 0.50% | 0.16% | Distributing | N/A |
| Class CH | 0.50% | 0.16% | Distributing | N/A |
| Class Cx | 0.50% | 0.16% | Distributing | N/A |
| Class CxH | 0.50% | 0.16% | Distributing | N/A |
| Class F | 0.50% | 0.16% | Accumulating | N/A |
| Class FH | 0.50% | 0.16% | Accumulating | N/A |
| Class G | 0.50% | 0.16% | Distributing | N/A |
| Class GH | 0.50% | 0.16% | Distributing | N/A |
| Class S | 0.50% | 0.16% | Accumulating | N/A |
| Class SH | 0.50% | 0.16% | Accumulating | N/A |
| Institutional share classes | | | | |

| | | | | |
|------------|-------|-------|--------------|-----|
| Class I | 0.55% | 0.12% | Accumulating | N/A |
| Class IH | 0.55% | 0.12% | Accumulating | N/A |
| Class IB | 0.55% | 0.12% | Distributing | N/A |
| Class IBx | 0.55% | 0.12% | Distributing | N/A |
| Class IBH | 0.55% | 0.12% | Distributing | N/A |
| Class IBxH | 0.55% | 0.12% | Distributing | N/A |
| Class IE | 0.55% | 0.12% | Distributing | N/A |
| Class K | 0.55% | 0.12% | Accumulating | N/A |
| Class KH | 0.55% | 0.12% | Accumulating | N/A |
| Class K1 | 0.55% | 0.12% | Accumulating | N/A |
| Class K1H | 0.55% | 0.12% | Accumulating | N/A |
| Class K2 | 0.55% | 0.12% | Accumulating | N/A |
| Class K2H | 0.55% | 0.12% | Accumulating | N/A |
| Class K3 | 0.55% | 0.12% | Accumulating | N/A |
| Class K3H | 0.55% | 0.12% | Accumulating | N/A |
| Class Z | 0.00% | 0.00% | Accumulating | N/A |
| Class ZH | 0.00% | 0.00% | Accumulating | N/A |
| Class ZB | 0.00% | 0.00% | Distributing | N/A |
| Class ZBH | 0.00% | 0.00% | Distributing | N/A |

See Section 3.1 for a more detailed description of all Fees and Expenses.

I) Robeco QI Global Developed Multi-Factor Equities

Investment policy

Objective The aim of the Sub-fund is to provide long term capital growth while at the same time aiming for a better sustainability profile compared to the Benchmark by promoting certain ESG (i.e. Environmental, Social and corporate Governance) characteristics and integrating sustainability risks in the investment process.

Strategy The Sub-fund will take exposure of at least two-thirds of its total assets to equities of companies that mainly operate in mature economies (developed markets) all over the world. The Sub-fund focuses on offering exposure to multiple factors such as but not limited to, a strategy focusing on equity with a low level of expected risk (Low volatility); a strategy focusing on stocks with an attractive valuation (Value); a strategy focusing on stocks of companies with a medium term attractive performance trend (Momentum); and a strategy focusing on high quality equities, e.g. equity of companies with strong balance sheets and high profitability (Quality). The Sub-fund invests systematically in companies exposed to these factors in a diversified way. In selecting stocks, a systematic and disciplined approach is used in which the attractiveness of stocks is assessed on both fundamental and technical variables, which are then interpreted by quantitative models.

The Sub-fund promotes environmental and/or social characteristics within the meaning of Article 8 of the Regulation (EU) 2019/2088 of 27 November 2019 on sustainability-related disclosures in the financial sector. The Sub-fund strives for economic results, while at the same time taking into account environmental, social and governance characteristics which are further explained in Appendix VIII.

The Sub-fund is actively managed and uses the Benchmark for asset allocation purposes. The securities selected for the Sub-fund's investment universe may be components of the Benchmark, but securities outside the Benchmark may be selected too. The Management Company may use its discretion to invest in companies or sectors not included in the Benchmark based upon the outcome of a proprietary quantitative model.

The Sub-fund can deviate substantially from the weightings of the Benchmark. The Management Company has discretion over the composition of the portfolio subject to the investment objectives. The investment strategy aims to offer a better risk-adjusted return than the Benchmark over the long run whilst still controlling relative risk through the application of limits (on countries, sectors and issuers) to limit the extent of deviation from the Benchmark (see [APPENDIX III – RISK MANAGEMENT PROCESS](#)). This will consequently limit the deviation of the performance relative to the Benchmark.

The Benchmark is a broad market weighted index that is not consistent with the environmental, social and governance characteristics promoted by the Sub-fund.

Financial Instruments and Investment Restrictions With due consideration given to the investment restrictions and to the extent permitted by the applicable legislation, the Sub-fund may invest in equities, convertible bonds, bonds, units of UCITS and/or other UCIs and derivatives to achieve the investment goals of the Sub-fund.

The Sub-fund is allowed to invest in money market instruments, bank deposits (other than deposits at sight) and other eligible liquid assets for treasury purposes and in case of unfavourable market conditions.

The Sub-fund may hold up to 20% of its net assets in ancillary liquid assets (bank deposits at sight, such as cash held in current accounts). Under exceptionally unfavourable market conditions and if justified in the interest of the Shareholders, the Sub-fund may temporarily exceed the aforementioned limit for investment in ancillary liquid assets and other liquid instruments.

Exchange traded and over-the-counter derivatives are permitted, including but not limited to futures, swaps, options, currency forwards and/or combinations of the above. Whilst the Sub-fund may use derivatives for investment purposes as well as for hedging and efficient portfolio management, it does not intend to utilize derivatives extensively for such purposes.

Currency The Sub-fund is exposed to the exchange rate movements of the currencies in which the assets of the Sub-fund are denominated.

Profile of the typical Investor The Sub-fund is suitable for Investors who seek ESG considerations to be integrated as binding element in the investment process, while still seeking optimum returns. This Sub-fund is suitable for Investors who see funds as a convenient way of participating in capital market developments. It is

also suitable for informed and/or experienced Investors wishing to attain defined investment objectives. The Sub-fund does not provide a capital guarantee. The Investor must be able to accept volatility. This Sub-fund is suitable for Investors who can afford to set aside the capital for at least 5-7 years. It can accommodate the investment objective of capital growth, income and/or portfolio diversification.

Please note that such information is provided for reference only and Investors should consider their own circumstances, including without limitation, their own risk tolerance level, financial circumstance, investment objective etc., before making any investment decisions. If in doubt, Investors should seek professional advice.

Risk profile of the Sub-fund

The investments in equity of companies may involve risks (for example linked to transferable securities and stock markets), such as exchange rates and volatility risks. The Sub-fund’s investments are subject to market fluctuations. No assurance can, therefore, be given that the Sub-fund’s investment objective will be achieved. It cannot be guaranteed either that the value of a Share in the Sub-fund will not fall below its value at the time of acquisition.

The sustainability risk profile can be split into different sustainability risk sources and is expressed using categories ranging from lowest risk till highest risk. The risk classification relates to both the probability and potential negative impact of sustainability risk on the portfolio return. The classification relates to the portfolio only: there is no comparison to any benchmark.

Robeco distinguishes between sustainability risk of companies and governments. For companies, there is a total risk classification, a classification of environmental risks, a classification of social risks, and a classification of governance risk. The classifications are based on a variety of Environmental, Social, and Governance (ESG) issues provided by a third party that is specialized in the assessment of sustainability risks. The classification provides an indication of the probability and potential impact of an ESG event in the period of one year.

| <i>Company Risk</i> | ← <i>Lowest</i> | <i>Highest</i> → |
|-------------------------------|-----------------|------------------|
| Sustainability Risk (Overall) | | X |
| Environmental Risk | X | |
| Social Risk | | X |
| Governance Risk | | X |

Robeco makes use of a climate risk metric provided by a third party specialized in climate risk. Based on a 1.5-degrees decarbonization pathway, the potential impact of climate transition risk is estimated. This is a reflection of the potential decarbonization costs for the next 80 years, of which the heavy point is estimated to be approximately in 15 years. This impact on return is compared to the market risk profile of the Sub-fund and turned into risk classification.

| <i>Company Risk</i> | ← <i>Lowest</i> | <i>Highest</i> → |
|-------------------------|-----------------|------------------|
| Climate Transition Risk | X | |

Climate change leads to extreme weather events that may have a negative economic impact on investments. Based on a climate risk model provided by a third party specialized in climate risk, the physical risks that the portfolio is most vulnerable to are assessed. This Sub-fund’s primary physical risks are (1) Extreme Heat, (2) Coastal Flooding, and (3) Tropical Cyclone.

Climate risk models are complex and surrounded by a high degree of uncertainty as result of assumptions and availability of data. As result, a change in the methodology may lead to a change in the risk classification. The climate risk model assesses the potential costs for decarbonizing for companies. Active policies and ambitions of companies are not taken into account contrary to the ‘ESG’ scores that focus on policies and ambitions.

Risk considerations

Investors should note that, in addition to the above mentioned risks, the Sub-fund may use

| | | | | |
|---|--|-------------|--------------|-----------------|
| for the Sub-fund | <p>derivatives as part of its investment strategy and such investments are inherently volatile and the Sub-fund could potentially be exposed to additional risks and costs should the market move against it. Such market conditions could mean that Investors could, in certain circumstances, face minimal or no returns, or may even suffer a loss on such investments.</p> <p>The investment risk will be measured using quantitative techniques. The investment risk of using derivatives is also incorporated in these quantitative techniques. For more information regarding e.g. the exposure calculation method, the maximum leverage or the expected levels of leverage as a result of the use of derivatives as well as a brief explanation as to the basis for such calculation, please consult APPENDIX III – RISK MANAGEMENT PROCESS.</p> | | | |
| Base currency | EUR | | | |
| Type of Currency Hedged Share Classes (H) | Portfolio Hedge | | | |
| Issue date | 17 September 2015 | | | |
| Share Classes | Management fee | Service fee | Type | Performance Fee |
| Regular share classes | | | | |
| Class A | 1.50% | 0.16% | Accumulating | N/A |
| Class AH | 1.50% | 0.16% | Accumulating | N/A |
| Class A1 | 1.50% | 0.16% | Distributing | N/A |
| Class A1H | 1.50% | 0.16% | Distributing | N/A |
| Class B | 1.00% | 0.16% | Distributing | N/A |
| Class BH | 1.00% | 0.16% | Distributing | N/A |
| Class D | 1.00% | 0.16% | Accumulating | N/A |
| Class DH | 1.00% | 0.16% | Accumulating | N/A |
| Class D2 | 1.50% | 0.16% | Accumulating | N/A |
| Class D2H | 1.50% | 0.16% | Accumulating | N/A |
| Class D3 | 1.50% | 0.16% | Distributing | N/A |
| Class D3H | 1.50% | 0.16% | Distributing | N/A |
| Class E | 1.00% | 0.16% | Distributing | N/A |
| Class EH | 1.00% | 0.16% | Distributing | N/A |
| Class M | 2.25% | 0.16% | Accumulating | N/A |
| Class MH | 2.25% | 0.16% | Accumulating | N/A |
| Class M2 | 2.50% | 0.16% | Accumulating | N/A |
| Class M2H | 2.50% | 0.16% | Accumulating | N/A |
| Class M3 | 2.50% | 0.16% | Distributing | N/A |
| Class M3H | 2.50% | 0.16% | Distributing | N/A |
| Privileged share classes | | | | |
| Class C | 0.50% | 0.16% | Distributing | N/A |
| Class CH | 0.50% | 0.16% | Distributing | N/A |
| Class Cx | 0.50% | 0.16% | Distributing | N/A |
| Class CxH | 0.50% | 0.16% | Distributing | N/A |
| Class F | 0.50% | 0.16% | Accumulating | N/A |
| Class FH | 0.50% | 0.16% | Accumulating | N/A |
| Class G | 0.50% | 0.16% | Distributing | N/A |
| Class GH | 0.50% | 0.16% | Distributing | N/A |
| Class S | 0.50% | 0.16% | Accumulating | N/A |
| Class SH | 0.50% | 0.16% | Accumulating | N/A |
| Institutional share classes | | | | |
| Class I | 0.55% | 0.12% | Accumulating | N/A |
| Class IH | 0.55% | 0.12% | Accumulating | N/A |
| Class IB | 0.55% | 0.12% | Distributing | N/A |
| Class IBx | 0.55% | 0.12% | Distributing | N/A |
| Class IBH | 0.55% | 0.12% | Distributing | N/A |
| Class IBxH | 0.55% | 0.12% | Distributing | N/A |
| Class IE | 0.55% | 0.12% | Distributing | N/A |
| Class K | 0.55% | 0.12% | Accumulating | N/A |
| Class KH | 0.55% | 0.12% | Accumulating | N/A |
| Class K1 | 0.55% | 0.12% | Accumulating | N/A |

| | | | | |
|-----------|-------|-------|--------------|-----|
| Class K1H | 0.55% | 0.12% | Accumulating | N/A |
| Class K2 | 0.55% | 0.12% | Accumulating | N/A |
| Class K2H | 0.55% | 0.12% | Accumulating | N/A |
| Class K3 | 0.55% | 0.12% | Accumulating | N/A |
| Class K3H | 0.55% | 0.12% | Accumulating | N/A |
| Class Z | 0.00% | 0.00% | Accumulating | N/A |
| Class ZH | 0.00% | 0.00% | Accumulating | N/A |
| Class ZB | 0.00% | 0.00% | Distributing | N/A |
| Class ZBH | 0.00% | 0.00% | Distributing | N/A |

See Section 3.1 for a more detailed description of all Fees and Expenses.

m) Robeco QI Emerging Markets Sustainable Active Equities

Investment
policy

Objective The aim of the Sub-fund is to provide long term capital growth while at the same time aiming for a better sustainability profile compared to the Benchmark by promoting certain ESG (i.e. Environmental, Social and corporate Governance) characteristics and integrating sustainability risks in the investment process. The Sub-fund also aims for an improved environmental footprint compared to the Benchmark.

Strategy The Sub-fund will take exposure of at least two-thirds of its total assets to equities or depository receipts of large cap companies incorporated or exercising a preponderant part of their economic activities in Emerging Countries.

The Sub-fund promotes environmental and/or social characteristics within the meaning of Article 8 of the Regulation (EU) 2019/2088 of 27 November 2019 on sustainability-related disclosures in the financial sector. The Sub-fund strives for economic results, while at the same time taking into account environmental, social and governance characteristics which are further explained in Appendix VIII.

The Sub-fund is actively managed and uses the Benchmark for asset allocation purposes. The Sub-fund uses a quantitative stock selection strategy which ranks stocks on their expected future relative performance using a strategy focusing on stocks with an attractive valuation (Value); a strategy focusing on stocks of companies with a medium term attractive performance trend (Momentum); and a strategy focusing on high quality equities, e.g. equity of companies with strong balance sheets and high profitability (Quality). The securities selected for the Sub-fund's investment universe may be components of the Benchmark, but securities outside the Benchmark may be selected too. The Sub-fund can deviate from the weightings of the Benchmark. The Management Company has discretion over the composition of the portfolio subject to the investment objectives. Highly ranked stocks are overweighted against the Benchmark, whereas low-ranked stocks are underweighted, resulting in a well-diversified portfolio. The Sub-fund selects the most attractive stocks out of approximately 600 liquid emerging markets stocks, based on market capitalization and trading volume, with lower trading costs. The Sub-fund aims to outperform the Benchmark over the long run, whilst still controlling relative risk through the applications of limits (on countries and sectors) to the extent of deviation from the Benchmark. This will consequently limit the deviation of the performance relative to the Benchmark.

The Benchmark is a broad market weighted index that is not consistent with the environmental, social and governance characteristics promoted by the Sub-fund.

Financial Instruments and Investment Restrictions With due consideration given to the investment restrictions and to the extent permitted by the applicable legislation, the Sub-fund may invest in equities, convertible bonds, bonds, units of UCITS and/or other UCIs and derivatives to achieve the investment goals of the Sub-fund.

The Sub-fund is allowed to invest in money market instruments, bank deposits (other than deposits at sight) and other eligible liquid assets for treasury purposes and in case of unfavourable market conditions.

The Sub-fund may hold up to 20% of its net assets in ancillary liquid assets (bank deposits at sight, such as cash held in current accounts). Under exceptionally unfavourable market conditions and if justified in the interest of the Shareholders, the Sub-fund may temporarily exceed the aforementioned limit for investment in ancillary liquid assets and other liquid instruments.

For the purpose of gaining exposure to shares of companies of the People's Republic of China ("PRC") listed in China, the Sub-fund may invest up to 30% of its net assets in China A-shares (via QFI and/or Stock Connect programmes) and China B-shares issued by companies in the PRC and listed on PRC stock exchanges. At least one month's prior notice will be given to Investors if the Sub-fund intends to invest more than 30% of its net assets in China A-shares and China B-shares and the Prospectus will be updated accordingly.

Exchange traded and over-the-counter derivatives are permitted, including but not limited to futures, swaps, options, currency forwards and/or combinations of the above. Whilst the Sub-fund may use derivatives for investment purposes as well as for hedging and efficient portfolio management, it does not intend to utilize derivatives extensively for such purposes.

Currency The Sub-fund is exposed to the exchange rate movements of the currencies in which the assets of the Sub-fund are denominated.

Profile of the typical Investor The Sub-fund is suitable for Investors who want ESG considerations to be integrated as binding element in the investment process, but also to make a contribution to an environmental objective e.g. environmental footprint reduction, in addition to creating returns. It is also suitable for informed and/or experienced Investors wishing to attain defined investment objectives. The Sub-fund does not provide a capital guarantee. The Investor must be able to accept substantial volatility. This Sub-fund is suitable for Investors who can afford to set aside the capital for at least 5-7 years. It can accommodate the investment objective of capital growth, income and/or portfolio diversification.

Please note that such information is provided for reference only and Investors should consider their own circumstances, including without limitation, their own risk tolerance level, financial circumstance, investment objective etc., before making any investment decisions. If in doubt, Investors should seek professional advice.

Risk profile of the Sub-fund In emerging and less developed markets the legal, judicial and regulatory infrastructure is still developing and there may be legal uncertainty both for local market participants and their overseas counterparts. Some markets may carry higher risks for Investors who should therefore ensure that, before investing, they understand the risks involved and are satisfied that despite the substantial risk of loss of investment, their investment is suitable as part of their portfolio.

This Sub-fund might invest in China A-shares. Investments in China A-shares carry increased risks, most notably liquidity and credit risks. For further information on these risks, Investors should refer to the heading "Chinese markets risks" under "Section 4 – Risk Considerations" above.

The investments in equity of companies may involve risks (for example linked to transferable securities and stock markets), such as exchange rates and volatility risks. The Sub-fund's investments are subject to market fluctuations. No assurance can, therefore, be given that the Sub-fund's investment objective will be achieved. It cannot be guaranteed either that the value of a Share in the Sub-fund will not fall below its value at the time of acquisition.

The sustainability risk profile can be split into different sustainability risk sources and is expressed using categories ranging from lowest risk till highest risk. The risk classification relates to both the probability and potential negative impact of sustainability risk on the portfolio return. The classification relates to the portfolio only: there is no comparison to any benchmark.

Robeco distinguishes between sustainability risk of companies and governments. For companies, there is a total risk classification, a classification of environmental risks, a classification of social risks, and a classification of governance risk. The classifications are based on a variety of Environmental, Social, and Governance (ESG) issues provided by a third party that is specialized in the assessment of sustainability risks. The classification provides an indication of the probability and potential impact of an ESG event in the period of one year.

| <i>Company Risk</i> | <i>← Lowest</i> | <i>Highest →</i> |
|-------------------------------|-----------------|------------------|
| Sustainability Risk (Overall) | | X |
| Environmental Risk | X | |
| Social Risk | | X |
| Governance Risk | | X |

Robeco makes use of a climate risk metric provided by a third party specialized in climate risk. Based on a 1.5-degrees decarbonization pathway, the potential impact of climate transition risk is estimated. This is a reflection of the potential decarbonization costs for the next 80 years, of which the heavy point is estimated to be approximately in 15 years. This impact on return is compared to the market risk profile of the Sub-fund and turned into risk classification.

| <i>Company Risk</i> | <i>← Lowest</i> | <i>Highest →</i> |
|-------------------------|-----------------|------------------|
| Climate Transition Risk | X | |

Climate change leads to extreme weather events that may have a negative economic impact on investments. Based on a climate risk model provided by a third party specialized in climate risk, the physical risks that the portfolio is most vulnerable to are assessed. This Sub-fund's primary physical risks are (1) Extreme Heat, (2) Coastal Flooding, and (3) Tropical Cyclone.

Climate risk models are complex and surrounded by a high degree of uncertainty as result of assumptions and availability of data. As result, a change in the methodology may lead to a change in the risk classification. The climate risk model assesses the potential costs for decarbonizing for companies. Active policies and ambitions of companies are not taken into account contrary to the 'ESG' scores that focus on policies and ambitions.

| | |
|--------------------------------------|---|
| Risk considerations for the Sub-fund | <p>Investors should note that, in addition to the above mentioned risks, the Sub-fund may use derivatives as part of its investment strategy and such investments are inherently volatile and the Sub-fund could potentially be exposed to additional risks and costs should the market move against it. Such market conditions could mean that Investors could, in certain circumstances, face minimal or no returns, or may even suffer a loss on such investments.</p> <p>The investment risk will be measured using quantitative techniques. The investment risk of using derivatives is also incorporated in these quantitative techniques. For more information regarding e.g. the exposure calculation method, the maximum leverage or the expected levels of leverage as a result of the use of derivatives as well as a brief explanation as to the basis for such calculation, please consult APPENDIX III – RISK MANAGEMENT PROCESS.</p> |
|--------------------------------------|---|

Base currency USD

Type of Currency Hedged Share Classes (H) Portfolio Hedge

Issue date 10 December 2014

| Share Classes | Management fee | Service fee | Type | Performance Fee |
|--------------------------|----------------|-------------|--------------|-----------------|
| Regular share classes | | | | |
| Class A | 1.50% | 0.20% | Accumulating | N/A |
| Class AH | 1.50% | 0.20% | Accumulating | N/A |
| Class A1 | 1.50% | 0.20% | Distributing | N/A |
| Class A1H | 1.50% | 0.20% | Distributing | N/A |
| Class B | 1.25% | 0.20% | Distributing | N/A |
| Class BH | 1.25% | 0.20% | Distributing | N/A |
| Class Bx | 1.25% | 0.20% | Distributing | N/A |
| Class BxH | 1.25% | 0.20% | Distributing | N/A |
| Class D | 1.25% | 0.20% | Accumulating | N/A |
| Class DH | 1.25% | 0.20% | Accumulating | N/A |
| Class D2 | 1.50% | 0.20% | Accumulating | N/A |
| Class D2H | 1.50% | 0.20% | Accumulating | N/A |
| Class D3 | 1.50% | 0.20% | Distributing | N/A |
| Class D3H | 1.50% | 0.20% | Distributing | N/A |
| Class E | 1.25% | 0.20% | Distributing | N/A |
| Class EH | 1.25% | 0.20% | Distributing | N/A |
| Class M | 2.25% | 0.20% | Accumulating | N/A |
| Class MH | 2.25% | 0.20% | Accumulating | N/A |
| Class M2 | 2.50% | 0.20% | Accumulating | N/A |
| Class M2H | 2.50% | 0.20% | Accumulating | N/A |
| Class M3 | 2.50% | 0.20% | Distributing | N/A |
| Class M3H | 2.50% | 0.20% | Distributing | N/A |
| Privileged share classes | | | | |
| Class C | 0.60% | 0.20% | Distributing | N/A |
| Class CH | 0.60% | 0.20% | Distributing | N/A |
| Class Cx | 0.60% | 0.20% | Distributing | N/A |
| Class CxH | 0.60% | 0.20% | Distributing | N/A |
| Class F | 0.60% | 0.20% | Accumulating | N/A |

| | | | | |
|-----------------------------|-------|-------|--------------|-----|
| Class FH | 0.60% | 0.20% | Accumulating | N/A |
| Class G | 0.60% | 0.20% | Distributing | N/A |
| Class GH | 0.60% | 0.20% | Distributing | N/A |
| Class S | 0.60% | 0.20% | Accumulating | N/A |
| Class SH | 0.60% | 0.20% | Accumulating | N/A |
| Institutional share classes | | | | |
| Class I | 0.60% | 0.16% | Accumulating | N/A |
| Class IH | 0.60% | 0.16% | Accumulating | N/A |
| Class IB | 0.60% | 0.16% | Distributing | N/A |
| Class IBx | 0.60% | 0.16% | Distributing | N/A |
| Class IBH | 0.60% | 0.16% | Distributing | N/A |
| Class IBxH | 0.60% | 0.16% | Distributing | N/A |
| Class IE | 0.60% | 0.16% | Distributing | N/A |
| Class IEH | 0.60% | 0.16% | Distributing | N/A |
| Class K | 0.60% | 0.16% | Accumulating | N/A |
| Class KH | 0.60% | 0.16% | Accumulating | N/A |
| Class K1 | 0.60% | 0.16% | Accumulating | N/A |
| Class K1H | 0.60% | 0.16% | Accumulating | N/A |
| Class K2 | 0.60% | 0.16% | Accumulating | N/A |
| Class K2H | 0.60% | 0.16% | Accumulating | N/A |
| Class K3 | 0.60% | 0.16% | Accumulating | N/A |
| Class K3H | 0.60% | 0.16% | Accumulating | N/A |
| Class Z | 0.00% | 0.00% | Accumulating | N/A |
| Class ZH | 0.00% | 0.00% | Accumulating | N/A |
| Class ZB | 0.00% | 0.00% | Distributing | N/A |
| Class ZBH | 0.00% | 0.00% | Distributing | N/A |

See Section 3.1 for a more detailed description of all Fees and Expenses.

n) Robeco QI Global Developed Conservative Equities

Investment policy

Objective The aim of the Sub-fund is to provide long term capital growth while at the same time aiming for a better sustainability profile compared to the Benchmark by promoting certain ESG (i.e. Environmental, Social and corporate Governance) characteristics and integrating sustainability risks in the investment process.

Strategy The Sub-fund will take exposure of at least two-thirds of its total assets to equities of companies that mainly operate in mature economies (developed markets) all over the world. The Sub-fund will focus on investing in equities that show lower expected volatility than average global equity. Conservative stands for the focus on equity with lower expected volatility.

The Sub-fund promotes environmental and/or social characteristics within the meaning of Article 8 of the Regulation (EU) 2019/2088 of 27 November 2019 on sustainability-related disclosures in the financial sector. The Sub-fund strives for economic results, while at the same time taking into account environmental, social and governance characteristics which are further explained in Appendix VIII.

The Sub-fund is actively managed and uses the Benchmark for asset allocation purposes. However, although securities may be components of the Benchmark, securities outside the Benchmark may be selected too. The Sub-fund can deviate substantially from the weightings of the Benchmark. The Management Company has discretion over the composition of the portfolio subject to the investment objectives. The Sub-fund aims to achieve returns equal to, or greater than, those on the Benchmark with lower expected downside risk, whilst still controlling relative risk through the applications of limits (on countries and sectors) to the extent of deviation from the Benchmark.

The Benchmark is a broad market weighted index that is not consistent with the environmental, social and governance characteristics promoted by the Sub-fund.

Financial Instruments and Investment Restrictions

With due consideration given to the investment restrictions and to the extent permitted by the applicable legislation, the Sub-fund may invest in equities, convertible bonds, securities issued and/or guaranteed by government, public or local authority with a minimum rating of investment grade, non-government bonds, units of UCITS and/or other UCIs and derivatives to achieve the investment goals of the Sub-fund.

The Sub-fund is allowed to invest in money market instruments, bank deposits (other than deposits at sight) and other eligible liquid assets for treasury purposes and in case of unfavourable market conditions.

The Sub-fund may hold up to 20% of its net assets in ancillary liquid assets (bank deposits at sight, such as cash held in current accounts). Under exceptionally unfavourable market conditions and if justified in the interest of the Shareholders, the Sub-fund may temporarily exceed the aforementioned limit for investment in ancillary liquid assets and other liquid instruments.

Exchange traded and over-the-counter derivatives are permitted, including but not limited to futures, swaps, options, currency forwards and/or combinations of the above. Whilst the Sub-fund may use derivatives for investment purposes as well as for hedging and efficient portfolio management, it does not intend to utilize derivatives extensively for such purposes.

Currency The Sub-fund is exposed to the exchange rate movements of the currencies in which the assets of the Sub-fund are denominated.

Profile of the typical Investor

The Sub-fund is suitable for Investors who seek ESG considerations to be integrated as binding element in the investment process, while still seeking optimum returns. This Sub-fund is suitable for Investors who see funds as a convenient way of participating in capital market developments. It is also suitable for informed and/or experienced Investors wishing to attain defined investment objectives. The Sub-fund does not provide a capital guarantee. The Investor must be able to accept volatility. This Sub-fund is suitable for Investors who can afford to set aside the capital for at least 5-7 years. It can accommodate the investment objective of capital growth, income and/or portfolio diversification.

Please note that such information is provided for reference only and Investors should consider their own circumstances, including without limitation, their own risk tolerance level, financial

circumstance, investment objective etc., before making any investment decisions. If in doubt, Investors should seek professional advice.

Risk profile of the Sub-fund

The investments in equity of companies may involve risks (for example linked to transferable securities and stock markets), such as exchange rates and volatility risks. The Sub-fund's investments are subject to market fluctuations. No assurance can, therefore, be given that the Sub-fund's investment objective will be achieved. It cannot be guaranteed either that the value of a Share in the Sub-fund will not fall below its value at the time of acquisition.

The sustainability risk profile can be split into different sustainability risk sources and is expressed using categories ranging from lowest risk till highest risk. The risk classification relates to both the probability and potential negative impact of sustainability risk on the portfolio return. The classification relates to the portfolio only: there is no comparison to any benchmark.

Robeco distinguishes between sustainability risk of companies and governments. For companies, there is a total risk classification, a classification of environmental risks, a classification of social risks, and a classification of governance risk. The classifications are based on a variety of Environmental, Social, and Governance (ESG) issues provided by a third party that is specialized in the assessment of sustainability risks. The classification provides an indication of the probability and potential impact of an ESG event in the period of one year.

| <i>Company Risk</i> | ← <i>Lowest</i> | <i>Highest</i> → |
|-------------------------------|-----------------|------------------|
| Sustainability Risk (Overall) | X | |
| Environmental Risk | X | |
| Social Risk | | X |
| Governance Risk | X | |

Robeco makes use of a climate risk metric provided by a third party specialized in climate risk. Based on a 1.5-degrees decarbonization pathway, the potential impact of climate transition risk is estimated. This is a reflection of the potential decarbonization costs for the next 80 years, of which the heavy point is estimated to be approximately in 15 years. This impact on return is compared to the market risk profile of the Sub-fund and turned into risk classification.

| <i>Company Risk</i> | ← <i>Lowest</i> | <i>Highest</i> → |
|-------------------------|-----------------|------------------|
| Climate Transition Risk | X | |

Climate change leads to extreme weather events that may have a negative economic impact on investments. Based on a climate risk model provided by a third party specialized in climate risk, the physical risks that the portfolio is most vulnerable to are assessed. This Sub-fund's primary physical risks are (1) Extreme Heat, (2) Coastal Flooding, and (3) Tropical Cyclone.

Climate risk models are complex and surrounded by a high degree of uncertainty as result of assumptions and availability of data. As result, a change in the methodology may lead to a change in the risk classification. The climate risk model assesses the potential costs for decarbonizing for companies. Active policies and ambitions of companies are not taken into account contrary to the 'ESG' scores that focus on policies and ambitions.

Risk considerations for the Sub-fund

Investors should note that, in addition to the above mentioned risks, the Sub-fund may use derivatives as part of its investment strategy and such investments are inherently volatile and the Sub-fund could potentially be exposed to additional risks and costs should the market move against it. Such market conditions could mean that Investors could, in certain circumstances, face minimal or no returns, or may even suffer a loss on such investments.

The investment risk will be measured using quantitative techniques. The investment risk of using derivatives is also incorporated in these quantitative techniques. For more information regarding e.g. the exposure calculation method, the maximum leverage or the expected levels of leverage as a

result of the use of derivatives as well as a brief explanation as to the basis for such calculation, please consult [APPENDIX III – RISK MANAGEMENT PROCESS](#).

| Base currency | EUR | | | |
|---|-------------------|-------------|--------------|-----------------|
| Type of Currency Hedged Share Classes (H) | Portfolio Hedge | | | |
| Issue date | 17 September 2015 | | | |
| Share Classes | Management fee | Service fee | Type | Performance Fee |
| Regular share classes | | | | |
| Class A | 1.50% | 0.16% | Accumulating | N/A |
| Class AH | 1.50% | 0.16% | Accumulating | N/A |
| Class A1 | 1.50% | 0.16% | Distributing | N/A |
| Class A1H | 1.50% | 0.16% | Distributing | N/A |
| Class B* | 0.80% | 0.16% | Distributing | N/A |
| Class Ba* | 0.80% | 0.16% | Distributing | N/A |
| Class BH* | 0.80% | 0.16% | Distributing | N/A |
| Class BaH* | 0.80% | 0.16% | Distributing | N/A |
| Class D | 0.80% | 0.16% | Accumulating | N/A |
| Class DH | 0.80% | 0.16% | Accumulating | N/A |
| Class D2 | 1.50% | 0.16% | Accumulating | N/A |
| Class D2H | 1.50% | 0.16% | Accumulating | N/A |
| Class D3 | 1.50% | 0.16% | Distributing | N/A |
| Class D3H | 1.50% | 0.16% | Distributing | N/A |
| Class E* | 0.80% | 0.16% | Distributing | N/A |
| Class EH* | 0.80% | 0.16% | Distributing | N/A |
| Class M | 2.25% | 0.16% | Accumulating | N/A |
| Class MH | 2.25% | 0.16% | Accumulating | N/A |
| Class M2 | 2.50% | 0.16% | Accumulating | N/A |
| Class M2H | 2.50% | 0.16% | Accumulating | N/A |
| Class M3 | 2.50% | 0.16% | Distributing | N/A |
| Class M3H | 2.50% | 0.16% | Distributing | N/A |
| Privileged share classes | | | | |
| Class C* | 0.50% | 0.16% | Distributing | N/A |
| Class CH* | 0.50% | 0.16% | Distributing | N/A |
| Class Cx | 0.50% | 0.16% | Distributing | N/A |
| Class CxH | 0.50% | 0.16% | Distributing | N/A |
| Class F | 0.50% | 0.16% | Accumulating | N/A |
| Class FH | 0.50% | 0.16% | Accumulating | N/A |
| Class G* | 0.50% | 0.16% | Distributing | N/A |
| Class GH* | 0.50% | 0.16% | Distributing | N/A |
| Class S | 0.50% | 0.16% | Accumulating | N/A |
| Class SH | 0.50% | 0.16% | Accumulating | N/A |
| Institutional share classes | | | | |
| Class I | 0.45% | 0.12% | Accumulating | N/A |
| Class IH | 0.45% | 0.12% | Accumulating | N/A |
| Class IB | 0.45% | 0.12% | Distributing | N/A |
| Class IBx | 0.45% | 0.12% | Distributing | N/A |
| Class IBH | 0.45% | 0.12% | Distributing | N/A |
| Class IBxH | 0.45% | 0.12% | Distributing | N/A |
| Class IE | 0.45% | 0.12% | Distributing | N/A |
| Class K | 0.45% | 0.12% | Accumulating | N/A |
| Class KH | 0.45% | 0.12% | Accumulating | N/A |
| Class K1 | 0.45% | 0.12% | Accumulating | N/A |
| Class K1H | 0.45% | 0.12% | Accumulating | N/A |
| Class K2 | 0.45% | 0.12% | Accumulating | N/A |
| Class K2H | 0.45% | 0.12% | Accumulating | N/A |
| Class K3 | 0.45% | 0.12% | Accumulating | N/A |
| Class K3H | 0.45% | 0.12% | Accumulating | N/A |
| Class Z | 0.00% | 0.00% | Accumulating | N/A |

| | | | | |
|-----------|-------|-------|--------------|-----|
| Class ZH | 0.00% | 0.00% | Accumulating | N/A |
| Class ZB | 0.00% | 0.00% | Distributing | N/A |
| Class ZBH | 0.00% | 0.00% | Distributing | N/A |

*For promotional purposes, these Share Classes may be referred to as "Robeco Global Developed Conservative High Dividend Equities" in marketing material for Investors.

See Section 3.1 for a more detailed description of all Fees and Expenses.

o) Robeco QI Global Developed Active Equities

Investment policy

Objective The Sub-fund aims to provide long term capital growth while at the same time aiming for a better sustainability profile compared to the Benchmark by promoting certain ESG (i.e. Environmental, Social and corporate Governance) characteristics and integrating sustainability risks in the investment process.

Strategy The aim of the Sub-fund is to provide long term capital growth by taking exposure of at least two thirds of the total assets of the Sub-fund to equities of companies that mainly operate in mature economies (developed markets).

The Sub-fund promotes environmental and/or social characteristics within the meaning of Article 8 of the Regulation (EU) 2019/2088 of 27 November 2019 on sustainability-related disclosures in the financial sector. The Sub-fund strives for economic results, while at the same time taking into account environmental, social and governance characteristics which are further explained in Appendix VIII.

The Sub-fund is actively managed and uses the Benchmark for asset allocation purposes. The Sub-fund uses a quantitative stock selection strategy which ranks stocks on their expected future relative performance using three factors: a strategy focusing on stocks with an attractive valuation (Value); a strategy focusing on stocks of companies with a medium term attractive performance trend (Momentum); and a strategy focusing on high quality equities, e.g. equity of companies with strong balance sheets and high profitability (Quality). The securities selected for the Sub-fund' investment universe may be components of the Benchmark, but securities outside the Benchmark may be selected too. The Sub-fund can deviate from the weightings of the Benchmark. The Management Company has discretion over the composition of the portfolio subject to the investment objectives. Highly ranked stocks are overweighted against the Benchmark, whereas low-ranked stocks are underweighted, resulting in a well-diversified portfolio. The Sub-fund aims to outperform the Benchmark over the long run, whilst still controlling relative risk through the applications of limits (on currencies, countries and sectors) to the extent of deviation from the Benchmark. This will consequently limit the deviation of the performance relative to the Benchmark.

The Benchmark is a broad market weighted index that is not consistent with the environmental, social and governance characteristics promoted by the Sub-fund.

Financial Instruments and Investment Restrictions With due consideration given to the investment restrictions and to the extent permitted by the applicable legislation, the Sub-fund may invest in equities, convertible bonds, securities issued and/or guaranteed by government, public or local authority with a minimum rating of investment grade, non-government bonds, money market instruments, units of UCITS and/or other UCIs and derivatives to achieve the investment goals of the Sub-fund.

The Sub-fund is allowed to invest in money market instruments, bank deposits (other than deposits at sight) and other eligible liquid assets for treasury purposes and in case of unfavourable market conditions.

The Sub-fund may hold up to 20% of its net assets in ancillary liquid assets (bank deposits at sight, such as cash held in current accounts). Under exceptionally unfavourable market conditions and if justified in the interest of the Shareholders, the Sub-fund may temporarily exceed the aforementioned limit for investment in ancillary liquid assets and other liquid instruments.

Exchange traded and over-the-counter derivatives are permitted, including but not limited to futures, swaps, options, currency forwards and/or combinations of the above. Whilst the Sub-fund may use derivatives for investment purposes as well as for hedging and efficient portfolio management, it does not intend to utilize derivatives extensively for such purposes.

Currency The Sub-fund is exposed to the exchange rate movements of the currencies in which the assets of the Sub-fund are denominated.

Profile of the typical Investor The Sub-fund is suitable for Investors who seek ESG considerations to be integrated as binding element in the investment process, while still seeking optimum returns. This Sub-fund is suitable for Investors who see funds as a convenient way of participating in capital market developments. It is also suitable for informed and/or experienced Investors wishing to attain defined investment objectives. The Sub-fund does not provide a capital guarantee. The Investor must be able to accept

volatility. This Sub-fund is suitable for Investors who can afford to set aside the capital for at least 5-7 years. It can accommodate the investment objective of capital growth, income and/or portfolio diversification.

Please note that such information is provided for reference only and Investors should consider their own circumstances, including without limitation, their own risk tolerance level, financial circumstance, investment objective etc., before making any investment decisions. If in doubt, Investors should seek professional advice.

Risk profile of the Sub-fund

The investments in equity of companies may involve risks (for example linked to transferable securities and stock markets), such as exchange rates and volatility risks. The Sub-fund's investments are subject to market fluctuations. No assurance can, therefore, be given that the Sub-fund's investment objective will be achieved. It cannot be guaranteed either that the value of a Share in the Sub-fund will not fall below its value at the time of acquisition.

The sustainability risk profile can be split into different sustainability risk sources and is expressed using categories ranging from lowest risk till highest risk. The risk classification relates to both the probability and potential negative impact of sustainability risk on the portfolio return. The classification relates to the portfolio only: there is no comparison to any benchmark.

Robeco distinguishes between sustainability risk of companies and governments. For companies, there is a total risk classification, a classification of environmental risks, a classification of social risks, and a classification of governance risk. The classifications are based on a variety of Environmental, Social, and Governance (ESG) issues provided by a third party that is specialized in the assessment of sustainability risks. The classification provides an indication of the probability and potential impact of an ESG event in the period of one year.

| <i>Company Risk</i> | ← <i>Lowest</i> | <i>Highest</i> → |
|-------------------------------|-----------------|------------------|
| Sustainability Risk (Overall) | | X |
| Environmental Risk | X | |
| Social Risk | | X |
| Governance Risk | | X |

Robeco makes use of a climate risk metric provided by a third party specialized in climate risk. Based on a 1.5-degrees decarbonization pathway, the potential impact of climate transition risk is estimated. This is a reflection of the potential decarbonization costs for the next 80 years, of which the heavy point is estimated to be approximately in 15 years. This impact on return is compared to the market risk profile of the Sub-fund and turned into risk classification.

| <i>Company Risk</i> | ← <i>Lowest</i> | <i>Highest</i> → |
|-------------------------|-----------------|------------------|
| Climate Transition Risk | X | |

Climate change leads to extreme weather events that may have a negative economic impact on investments. Based on a climate risk model provided by a third party specialized in climate risk, the physical risks that the portfolio is most vulnerable to are assessed. This Sub-fund's primary physical risks are (1) Extreme Heat, (2) Coastal Flooding, and (3) Tropical Cyclone.

Climate risk models are complex and surrounded by a high degree of uncertainty as result of assumptions and availability of data. As result, a change in the methodology may lead to a change in the risk classification. The climate risk model assesses the potential costs for decarbonizing for companies. Active policies and ambitions of companies are not taken into account contrary to the 'ESG' scores that focus on policies and ambitions.

Risk considerations for the Sub-fund

Investors should note that, in addition to the above mentioned risks, the Sub-fund may use derivatives as part of its investment strategy and such investments are inherently volatile and the Sub-fund could potentially be exposed to additional risks and costs should the market move

against it. Such market conditions could mean that Investors could, in certain circumstances, face minimal or no returns, or may even suffer a loss on such investments.

The investment risk will be measured using quantitative techniques. The investment risk of using derivatives is also incorporated in these quantitative techniques. For more information regarding e.g. the exposure calculation method, the maximum leverage or the expected levels of leverage as a result of the use of derivatives as well as a brief explanation as to the basis for such calculation, please consult [APPENDIX III – RISK MANAGEMENT PROCESS](#).

| Base currency | EUR | | | |
|---|-----------------|-------------|--------------|-----------------|
| Type of Currency Hedged Share Classes (H) | Portfolio Hedge | | | |
| Issue date | 2 March 2018 | | | |
| Share Classes | Management fee | Service fee | Type | Performance Fee |
| Regular Share Classes | | | | |
| Class B | 1.00% | 0.16% | Distributing | N/A |
| Class BH | 1.00% | 0.16% | Distributing | N/A |
| Class Bx | 1.00% | 0.16% | Distributing | N/A |
| Class BxH | 1.00% | 0.16% | Distributing | N/A |
| Class D | 1.00% | 0.16% | Accumulating | N/A |
| Class DH | 1.00% | 0.16% | Accumulating | N/A |
| Class D2 | 1.50% | 0.16% | Accumulating | N/A |
| Class D2H | 1.50% | 0.16% | Accumulating | N/A |
| Class D3 | 1.50% | 0.16% | Distributing | N/A |
| Class D3H | 1.50% | 0.16% | Distributing | N/A |
| Class E | 1.00% | 0.16% | Distributing | N/A |
| Class EH | 1.00% | 0.16% | Distributing | N/A |
| Class M | 2.25% | 0.16% | Accumulating | N/A |
| Class MH | 2.25% | 0.16% | Accumulating | N/A |
| Class M2 | 2.50% | 0.16% | Accumulating | N/A |
| Class M2H | 2.50% | 0.16% | Accumulating | N/A |
| Class M3 | 2.50% | 0.16% | Distributing | N/A |
| Class M3H | 2.50% | 0.16% | Distributing | N/A |
| Privileged Share Classes | | | | |
| Class C | 0.50% | 0.16% | Distributing | N/A |
| Class CH | 0.50% | 0.16% | Distributing | N/A |
| Class Cx | 0.50% | 0.16% | Distributing | N/A |
| Class CxH | 0.50% | 0.16% | Distributing | N/A |
| Class F | 0.50% | 0.16% | Accumulating | N/A |
| Class FH | 0.50% | 0.16% | Accumulating | N/A |
| Class G | 0.50% | 0.16% | Distributing | N/A |
| Class GH | 0.50% | 0.16% | Distributing | N/A |
| Class S | 0.50% | 0.16% | Accumulating | N/A |
| Class SH | 0.50% | 0.16% | Accumulating | N/A |
| Institutional Share Classes | | | | |
| Class I | 0.55% | 0.12% | Accumulating | N/A |
| Class IH | 0.55% | 0.12% | Accumulating | N/A |
| Class IB | 0.55% | 0.12% | Distributing | N/A |
| Class IBx | 0.55% | 0.12% | Distributing | N/A |
| Class IBH | 0.55% | 0.12% | Distributing | N/A |
| Class IBxH | 0.55% | 0.12% | Distributing | N/A |
| Class IE | 0.55% | 0.12% | Distributing | N/A |
| Class K | 0.55% | 0.12% | Accumulating | N/A |
| Class KH | 0.55% | 0.12% | Accumulating | N/A |
| Class K1 | 0.55% | 0.12% | Accumulating | N/A |
| Class K1H | 0.55% | 0.12% | Accumulating | N/A |
| Class K2 | 0.55% | 0.12% | Accumulating | N/A |
| Class K2H | 0.55% | 0.12% | Accumulating | N/A |
| Class K3 | 0.55% | 0.12% | Accumulating | N/A |

| | | | | |
|-----------|-------|-------|--------------|-----|
| Class K3H | 0.55% | 0.12% | Accumulating | N/A |
| Class Z | 0.00% | 0.00% | Accumulating | N/A |
| Class ZH | 0.00% | 0.00% | Accumulating | N/A |
| Class ZB | 0.00% | 0.00% | Distributing | N/A |
| Class ZBH | 0.00% | 0.00% | Distributing | N/A |

See Section 3.1 for a more detailed description of all Fees and Expenses.

p) Robeco QI Customized Emerging Markets Enhanced Index Equities I

Investment policy

Objective The Sub-fund aims to provide long term capital growth while at the same time aiming for a better sustainability profile compared to the Benchmark by promoting certain ESG (i.e. Environmental, Social and corporate Governance) characteristics and integrating sustainability risks in the investment process.

Strategy The Sub-fund will take exposure of at least two-thirds of its total assets to equities of companies incorporated or exercising a preponderant part of their economic activities in Emerging Countries.

The Sub-fund promotes environmental and/or social characteristics within the meaning of Article 8 of the Regulation (EU) 2019/2088 of 27 November 2019 on sustainability-related disclosures in the financial sector. The Sub-fund strives for economic results, while at the same time taking into account environmental, social and governance characteristics which are further explained in Appendix VIII.

The Sub-fund is actively managed and uses the Benchmark for asset allocation purposes. The Sub-fund uses a quantitative stock selection strategy which ranks stocks on their expected future relative performance using three factors: a strategy focusing on stocks with an attractive valuation (Value); a strategy focusing on stocks of companies with a medium term attractive performance trend (Momentum); and a strategy focusing on high quality equities, e.g. equity of companies with strong balance sheets and high profitability (Quality). The securities selected for the Sub-fund's investment universe may be components of the Benchmark, but securities outside the Benchmark may be selected too. The Sub-fund can deviate from the weightings of the Benchmark to a limited extent. The Management Company has discretion over the composition of the portfolio subject to the investment objectives. Highly ranked stocks are overweighted against the Benchmark, whereas low-ranked stocks are underweighted, resulting in a well-diversified portfolio with a low tracking error relative to the Benchmark of the Sub-fund. The Sub-fund aims to outperform the Benchmark over the long run, whilst still controlling relative risk through the applications of limits (on countries and sectors) to the extent of deviation from the Benchmark. This will consequently limit the deviation of the performance relative to the Benchmark.

The Benchmark is a broad market weighted index that is not consistent with the environmental, social and governance characteristics promoted by the Sub-fund.

Financial Instruments and Investment Restrictions With due consideration given to the investment restrictions and to the extent permitted by the applicable legislation, the Sub-fund may invest in equities, convertible bonds, bonds, units of UCITS and/or other UCIs and derivatives to achieve the investment goals of the Sub-fund.

The Sub-fund is allowed to invest in money market instruments, bank deposits (other than deposits at sight) and other eligible liquid assets for treasury purposes and in case of unfavourable market conditions.

The Sub-fund may hold up to 20% of its net assets in ancillary liquid assets (bank deposits at sight, such as cash held in current accounts). Under exceptionally unfavourable market conditions and if justified in the interest of the Shareholders, the Sub-fund may temporarily exceed the aforementioned limit for investment in ancillary liquid assets and other liquid instruments.

For the purpose of gaining exposure to shares of companies of the People's Republic of China ("PRC") listed in China, the Sub-fund may invest up to 30% of its net assets in China A-shares (via QFI and/or Stock Connect programmes) and China B-shares issued by companies in the PRC and listed on PRC stock exchanges. At least one month's prior notice will be given to Investors if the Sub-fund intends to invest more than 30% of its net assets in China A-shares and China B-shares and the Prospectus will be updated accordingly.

Exchange traded and over-the-counter derivatives are permitted, including but not limited to futures, swaps, options, currency forwards and/or combinations of the above. Whilst the Sub-fund may use derivatives for investment purposes as well as for hedging and efficient portfolio management, it does not intend to utilize derivatives extensively for such purposes.

Currency The Sub-fund is exposed to the exchange rate movements of the currencies in which the assets of the Sub-fund are denominated.

Profile of the typical Investor

The Sub-fund is suitable for Investors who seek ESG considerations to be integrated as binding element in the investment process, while still seeking optimum returns. This Sub-fund is suitable for Investors who see funds as a convenient way of participating in capital market developments. It is also suitable for informed and/or experienced Investors wishing to attain defined investment objectives. The Sub-fund does not provide a capital guarantee. The Investor must be able to accept volatility. This Sub-fund is suitable for Investors who can afford to set aside the capital for at least 5-7 years. It can accommodate the investment objective of capital growth, income and/or portfolio diversification.

Please note that such information is provided for reference only and Investors should consider their own circumstances, including without limitation, their own risk tolerance level, financial circumstance, investment objective etc., before making any investment decisions. If in doubt, Investors should seek professional advice.

Risk profile of the Sub-fund

In emerging and less developed markets the legal, judicial and regulatory infrastructure is still developing and there may be legal uncertainty both for local market participants and their overseas counterparts. Some markets may carry higher risks for Investors who should therefore ensure that, before investing, they understand the risks involved and are satisfied that despite the substantial risk of loss of investment, their investment is suitable as part of their portfolio.

The investments in equity of companies may involve risks (for example linked to transferable securities and stock markets), such as exchange rates and volatility risks. The Sub-fund's investments are subject to market fluctuations. No assurance can, therefore, be given that the Sub-fund's investment objective will be achieved. It cannot be guaranteed either that the value of a Share in the Sub-fund will not fall below its value at the time of acquisition.

This Sub-fund might invest in China A-shares. Investments in China A-shares carry increased risks, most notably liquidity and credit risks. For further information on these risks, Investors should refer to the heading "Chinese markets risks" under "Section 4 – Risk Considerations" above.

The sustainability risk profile can be split into different sustainability risk sources and is expressed using categories ranging from lowest risk till highest risk. The risk classification relates to both the probability and potential negative impact of sustainability risk on the portfolio return. The classification relates to the portfolio only: there is no comparison to any benchmark.

Robeco distinguishes between sustainability risk of companies and governments. For companies, there is a total risk classification, a classification of environmental risks, a classification of social risks, and a classification of governance risk. The classifications are based on a variety of Environmental, Social, and Governance (ESG) issues provided by a third party that is specialized in the assessment of sustainability risks. The classification provides an indication of the probability and potential impact of an ESG event in the period of one year.

| <i>Company Risk</i> | <i>← Lowest</i> | <i>Highest →</i> |
|-------------------------------|-----------------|------------------|
| Sustainability Risk (Overall) | | X |
| Environmental Risk | X | |
| Social Risk | | X |
| Governance Risk | | X |

Robeco makes use of a climate risk metric provided by a third party specialized in climate risk. Based on a 1.5-degrees decarbonization pathway, the potential impact of climate transition risk is estimated. This is a reflection of the potential decarbonization costs for the next 80 years, of which the heavy point is estimated to be approximately in 15 years. This impact on return is compared to the market risk profile of the Sub-fund and turned into risk classification.

| <i>Company Risk</i> | <i>← Lowest</i> | <i>Highest →</i> |
|-------------------------|-----------------|------------------|
| Climate Transition Risk | X | |

Climate change leads to extreme weather events that may have a negative economic impact on investments. Based on a climate risk model provided by a third party specialized in climate risk, the physical risks that the portfolio is most vulnerable to are assessed. This Sub-fund's primary physical risks are (1) Coastal Flooding, (2) Extreme Heat, and (3) Tropical Cyclone.

Climate risk models are complex and surrounded by a high degree of uncertainty as result of assumptions and availability of data. As result, a change in the methodology may lead to a change in the risk classification. The climate risk model assesses the potential costs for decarbonizing for companies. Active policies and ambitions of companies are not taken into account contrary to the 'ESG' scores that focus on policies and ambitions.

Risk considerations for the Sub-fund

Investors should note that, in addition to the above mentioned risks, the Sub-fund may use derivatives as part of its investment strategy and such investments are inherently volatile and the Sub-fund could potentially be exposed to additional risks and costs should the market move against it. Such market conditions could mean that Investors could, in certain circumstances, face minimal or no returns, or may even suffer a loss on such investments.

The investment risk will be measured using quantitative techniques. The investment risk of using derivatives is also incorporated in these quantitative techniques. For more information regarding e.g. the exposure calculation method, the maximum leverage or the expected levels of leverage as a result of the use of derivatives as well as a brief explanation as to the basis for such calculation, please consult [APPENDIX III – RISK MANAGEMENT PROCESS](#).

Base currency USD

Type of Currency Hedged Share Classes (H) Portfolio Hedge

Issue date 20 December 2016

Cut-off time Cut-off time, as described in Section 2.3 "[Issue of Shares](#)" and Section 2.5 "[Redemption of Shares](#)", is 9:00 CET the Valuation Day preceding the Valuation Day for which the order is made.

Settlement Day Settlement for subscriptions, as described in section 2.3 "[Issue of Shares](#)", must be made on the second Settlement Day after the Valuation Day

| Share Classes | Management fee | Service fee | Type | Performance Fee |
|---------------------------------|----------------|-------------|--------------|-----------------|
| Regular Share Classes | | | | |
| Class B | 0.60% | 0.20% | Distributing | N/A |
| Class BH | 0.60% | 0.20% | Distributing | N/A |
| Class Bx | 0.60% | 0.20% | Distributing | N/A |
| Class BxH | 0.60% | 0.20% | Distributing | N/A |
| Class D | 0.60% | 0.20% | Accumulating | N/A |
| Class DH | 0.60% | 0.20% | Accumulating | N/A |
| Class D2 | 1.50% | 0.20% | Accumulating | N/A |
| Class D2H | 1.50% | 0.20% | Accumulating | N/A |
| Class D3 | 1.50% | 0.20% | Distributing | N/A |
| Class D3H | 1.50% | 0.20% | Distributing | N/A |
| Class E | 0.60% | 0.20% | Distributing | N/A |
| Class EH | 0.60% | 0.20% | Distributing | N/A |
| Class M | 2.25% | 0.20% | Accumulating | N/A |
| Class MH | 2.25% | 0.20% | Accumulating | N/A |
| Class M2 | 2.50% | 0.20% | Accumulating | N/A |
| Class M2H | 2.50% | 0.20% | Accumulating | N/A |
| Class M3 | 2.50% | 0.20% | Distributing | N/A |
| Class M3H | 2.50% | 0.20% | Distributing | N/A |
| Privileged Share Classes | | | | |
| Class C | 0.30% | 0.20% | Distributing | N/A |
| Class CH | 0.30% | 0.20% | Distributing | N/A |
| Class Cx | 0.30% | 0.20% | Distributing | N/A |

| | | | | |
|-----------------------------|-------|-------|--------------|-----|
| Class CxH | 0.30% | 0.20% | Distributing | N/A |
| Class F | 0.30% | 0.20% | Accumulating | N/A |
| Class FH | 0.30% | 0.20% | Accumulating | N/A |
| Class G | 0.30% | 0.20% | Distributing | N/A |
| Class GH | 0.30% | 0.20% | Distributing | N/A |
| Class S | 0.30% | 0.20% | Accumulating | N/A |
| Class SH | 0.30% | 0.20% | Accumulating | N/A |
| Institutional Share Classes | | | | |
| Class I | 0.35% | 0.16% | Accumulating | N/A |
| Class IH | 0.35% | 0.16% | Accumulating | N/A |
| Class IB | 0.35% | 0.16% | Distributing | N/A |
| Class IBx | 0.35% | 0.16% | Distributing | N/A |
| Class IBH | 0.35% | 0.16% | Distributing | N/A |
| Class IBxH | 0.35% | 0.16% | Distributing | N/A |
| Class IE | 0.35% | 0.16% | Distributing | N/A |
| Class K | 0.35% | 0.16% | Accumulating | N/A |
| Class KH | 0.35% | 0.16% | Accumulating | N/A |
| Class K1 | 0.35% | 0.16% | Accumulating | N/A |
| Class K1H | 0.35% | 0.16% | Accumulating | N/A |
| Class K2 | 0.35% | 0.16% | Accumulating | N/A |
| Class K2H | 0.35% | 0.16% | Accumulating | N/A |
| Class K3 | 0.35% | 0.16% | Accumulating | N/A |
| Class K3H | 0.35% | 0.16% | Accumulating | N/A |
| Class Z | 0.00% | 0.00% | Accumulating | N/A |
| Class ZH | 0.00% | 0.00% | Accumulating | N/A |
| Class ZB | 0.00% | 0.00% | Distributing | N/A |
| Class ZBH | 0.00% | 0.00% | Distributing | N/A |

See Section 3.1 for a more detailed description of all Fees and Expenses.

q) Robeco QI Global Quality Equities

Investment policy

Objective The aim of the Sub-fund is to provide long term capital growth while at the same time aiming for a better sustainability profile compared to the Benchmark by promoting certain ESG (i.e. Environmental, Social and corporate Governance) characteristics and integrating sustainability risks in the investment process.

Strategy The Sub-fund will take exposure of at least two-thirds of its total assets to equities of companies all over the world. Investments may be made in emerging or less developed markets as well as in mature economies (developed markets). "Quality" stands for the focus on high quality equities, e.g. equity of companies with strong balance sheets and high profitability. In selecting stocks, a systematic and disciplined approach is used in which the attractiveness of stocks is assessed on both fundamental and technical variables, which are then interpreted by quantitative models.

The Sub-fund promotes environmental and/or social characteristics within the meaning of Article 8 of the Regulation (EU) 2019/2088 of 27 November 2019 on sustainability-related disclosures in the financial sector. The Sub-fund strives for economic results, while at the same time taking into account environmental, social and governance characteristics which are further explained in Appendix VIII.

The Sub-fund is actively managed and uses the Benchmark for asset allocation purposes. However, although securities may be components of the Benchmark, securities outside the Benchmark may be selected too. The Sub-fund can deviate from the weightings of the Benchmark. The Management Company has discretion over the composition of the portfolio subject to the investment objectives. The Sub-fund aims to outperform the Benchmark over the long run, whilst still controlling relative risk through the applications of limits (on countries, currencies, sectors and issuers) to the extent of deviation from the Benchmark. This will consequently limit the deviation of the performance relative to the Benchmark.

The Benchmark is a broad market weighted index that is not consistent with the environmental, social and governance characteristics promoted by the Sub-fund.

Financial Instruments and Investment Restrictions With due consideration given to the investment restrictions and to the extent permitted by the applicable legislation, the Sub-fund may invest in equities, convertible bonds, bonds, units of UCITS and/or other UCIs and derivatives to achieve the investment goals of the Sub-fund.

The Sub-fund is allowed to invest in money market instruments, bank deposits (other than deposits at sight) and other eligible liquid assets for treasury purposes and in case of unfavourable market conditions.

The Sub-fund may hold up to 20% of its net assets in ancillary liquid assets (bank deposits at sight, such as cash held in current accounts). Under exceptionally unfavourable market conditions and if justified in the interest of the Shareholders, the Sub-fund may temporarily exceed the aforementioned limit for investment in ancillary liquid assets and other liquid instruments.

For the purpose of gaining exposure to shares of companies of the People's Republic of China ("PRC") listed in China, the Sub-fund may invest up to 10% of its net assets in China A-shares (via QFI and/or Stock Connect programmes) and China B-shares issued by companies in the PRC and listed on PRC stock exchanges. At least one month's prior notice will be given to Investors if the Sub-fund intends to invest more than 10% of its net assets in China A-shares and China B-shares and the Prospectus will be updated accordingly.

Exchange traded and over-the-counter derivatives are permitted, including but not limited to futures, swaps, options, currency forwards and/or combinations of the above. Whilst the Sub-fund may use derivatives for investment purposes as well as for hedging and efficient portfolio management, it does not intend to utilize derivatives extensively for such purposes.

Currency The Sub-fund is exposed to the exchange rate movements of the currencies in which the assets of the Sub-fund are denominated.

Profile of the typical Investor The Sub-fund is suitable for Investors who seek ESG considerations to be integrated as binding element in the investment process, while still seeking optimum returns. This Sub-fund is suitable for Investors who see funds as a convenient way of participating in capital market developments. It is also suitable for informed and/or experienced Investors wishing to attain defined investment

objectives. The Sub-fund does not provide a capital guarantee. The Investor must be able to accept volatility. This Sub-fund is suitable for Investors who can afford to set aside the capital for at least 5-7 years. It can accommodate the investment objective of capital growth, income and/or portfolio diversification.

Please note that such information is provided for reference only and Investors should consider their own circumstances, including without limitation, their own risk tolerance level, financial circumstance, investment objective etc., before making any investment decisions. If in doubt, Investors should seek professional advice.

Risk profile of the Sub-fund

In emerging and less developed markets the legal, judicial and regulatory infrastructure is still developing and there may be legal uncertainty both for local market participants and their overseas counterparts. Some markets may carry higher risks for Investors who should therefore ensure that, before investing, they understand the risks involved and are satisfied that despite the substantial risk of loss of investment, their investment is suitable as part of their portfolio.

This Sub-fund might invest in China A-shares. Investments in China A-shares carry increased risks, most notably liquidity and credit risks. For further information on these risks, Investors should refer to the heading "Chinese markets risks" under "Section 4 – Risk Considerations" above.

Also, the investments in equity of companies may involve risks (for example linked to transferable securities and stock markets), such as exchange rates and volatility risks. The Sub-fund's investments are subject to market fluctuations. No assurance can, therefore, be given that the Sub-fund's investment objective will be achieved. It cannot be guaranteed either that the value of a Share in the Sub-fund will not fall below its value at the time of acquisition.

The sustainability risk profile can be split into different sustainability risk sources and is expressed using categories ranging from lowest risk till highest risk. The risk classification relates to both the probability and potential negative impact of sustainability risk on the portfolio return. The classification relates to the portfolio only: there is no comparison to any benchmark.

Robeco distinguishes between sustainability risk of companies and governments. For companies, there is a total risk classification, a classification of environmental risks, a classification of social risks, and a classification of governance risk. The classifications are based on a variety of Environmental, Social, and Governance (ESG) issues provided by a third party that is specialized in the assessment of sustainability risks. The classification provides an indication of the probability and potential impact of an ESG event in the period of one year.

| <i>Company Risk</i> | ← <i>Lowest</i> | <i>Highest</i> → |
|-------------------------------|-----------------|------------------|
| Sustainability Risk (Overall) | | X |
| Environmental Risk | X | |
| Social Risk | | X |
| Governance Risk | | X |

Robeco makes use of a climate risk metric provided by a third party specialized in climate risk. Based on a 1.5-degrees decarbonization pathway, the potential impact of climate transition risk is estimated. This is a reflection of the potential decarbonization costs for the next 80 years, of which the heavy point is estimated to be approximately in 15 years. This impact on return is compared to the market risk profile of the Sub-fund and turned into risk classification.

| <i>Company Risk</i> | ← <i>Lowest</i> | <i>Highest</i> → |
|-------------------------|-----------------|------------------|
| Climate Transition Risk | X | |

Climate change leads to extreme weather events that may have a negative economic impact on investments. Based on a climate risk model provided by a third party specialized in climate risk, the physical risks that the portfolio is most vulnerable to are assessed. This Sub-fund's primary physical

risks are (1) Extreme Heat, (2) Coastal Flooding, and (3) Tropical Cyclone.

Climate risk models are complex and surrounded by a high degree of uncertainty as result of assumptions and availability of data. As result, a change in the methodology may lead to a change in the risk classification. The climate risk model assesses the potential costs for decarbonizing for companies. Active policies and ambitions of companies are not taken into account contrary to the 'ESG' scores that focus on policies and ambitions.

Risk considerations for the Sub-fund

Investors should note that, in addition to the above mentioned risks, the Sub-fund may use derivatives as part of its investment strategy and such investments are inherently volatile and the Sub-fund could potentially be exposed to additional risks and costs should the market move against it. Such market conditions could mean that Investors could, in certain circumstances, face minimal or no returns, or may even suffer a loss on such investments.

The investment risk will be measured using quantitative techniques. The investment risk of using derivatives is also incorporated in these quantitative techniques. For more information regarding e.g. the exposure calculation method, the maximum leverage or the expected levels of leverage as a result of the use of derivatives as well as a brief explanation as to the basis for such calculation, please consult [APPENDIX III – RISK MANAGEMENT PROCESS](#).

Base currency EUR

Type of Currency Hedged Share Classes (H) Portfolio Hedge

Issue date 13 December 2016

| Share Classes | Management fee | Service fee | Type | Performance Fee |
|--------------------------|----------------|-------------|--------------|-----------------|
| Regular share classes | | | | |
| Class A | 1.50% | 0.16% | Accumulating | N/A |
| Class AH | 1.50% | 0.16% | Accumulating | N/A |
| Class A1 | 1.50% | 0.16% | Distributing | N/A |
| Class A1H | 1.50% | 0.16% | Distributing | N/A |
| Class B | 1.00% | 0.16% | Distributing | N/A |
| Class BH | 1.00% | 0.16% | Distributing | N/A |
| Class D | 1.00% | 0.16% | Accumulating | N/A |
| Class DH | 1.00% | 0.16% | Accumulating | N/A |
| Class D2 | 1.50% | 0.16% | Accumulating | N/A |
| Class D2H | 1.50% | 0.16% | Accumulating | N/A |
| Class D3 | 1.50% | 0.16% | Distributing | N/A |
| Class D3H | 1.50% | 0.16% | Distributing | N/A |
| Class E | 1.00% | 0.16% | Distributing | N/A |
| Class EH | 1.00% | 0.16% | Distributing | N/A |
| Class M | 2.25% | 0.16% | Accumulating | N/A |
| Class MH | 2.25% | 0.16% | Accumulating | N/A |
| Class M2 | 2.50% | 0.16% | Accumulating | N/A |
| Class M2H | 2.50% | 0.16% | Accumulating | N/A |
| Class M3 | 2.50% | 0.16% | Distributing | N/A |
| Class M3H | 2.50% | 0.16% | Distributing | N/A |
| Privileged share classes | | | | |
| Class C | 0.50% | 0.16% | Distributing | N/A |
| Class CH | 0.50% | 0.16% | Distributing | N/A |
| Class Cx | 0.50% | 0.16% | Distributing | N/A |
| Class CxH | 0.50% | 0.16% | Distributing | N/A |
| Class F | 0.50% | 0.16% | Accumulating | N/A |
| Class FH | 0.50% | 0.16% | Accumulating | N/A |
| Class G | 0.50% | 0.16% | Distributing | N/A |
| Class GH | 0.50% | 0.16% | Distributing | N/A |
| Class S | 0.50% | 0.16% | Accumulating | N/A |
| Class SH | 0.50% | 0.16% | Accumulating | N/A |

| Institutional share classes | | | | |
|-----------------------------|-------|-------|--------------|-----|
| Class I | 0.55% | 0.12% | Accumulating | N/A |
| Class IH | 0.55% | 0.12% | Accumulating | N/A |
| Class IB | 0.55% | 0.12% | Distributing | N/A |
| Class IBx | 0.55% | 0.12% | Distributing | N/A |
| Class IBH | 0.55% | 0.12% | Distributing | N/A |
| Class IBxH | 0.55% | 0.12% | Distributing | N/A |
| Class IE | 0.55% | 0.12% | Distributing | N/A |
| Class K | 0.55% | 0.12% | Accumulating | N/A |
| Class KH | 0.55% | 0.12% | Accumulating | N/A |
| Class K1 | 0.55% | 0.12% | Accumulating | N/A |
| Class K1H | 0.55% | 0.12% | Accumulating | N/A |
| Class K2 | 0.55% | 0.12% | Accumulating | N/A |
| Class K2H | 0.55% | 0.12% | Accumulating | N/A |
| Class K3 | 0.55% | 0.12% | Accumulating | N/A |
| Class K3H | 0.55% | 0.12% | Accumulating | N/A |
| Class Z | 0.00% | 0.00% | Accumulating | N/A |
| Class ZH | 0.00% | 0.00% | Accumulating | N/A |
| Class ZB | 0.00% | 0.00% | Distributing | N/A |
| Class ZBH | 0.00% | 0.00% | Distributing | N/A |

See Section 3.1 for a more detailed description of all Fees and Expenses.

r) Robeco QI Global SDG & Climate Conservative Equities

Investment policy

Objective The Sub-fund has as its sustainable investment objectives to advance the United Nations Sustainable Development Goals (UN SDGs) by investing in companies whose business models and operational practices are aligned with targets defined by the 17 UN SDGs, and aims to reduce the Carbon footprint of the portfolio (and thereby contribute towards the goals of the Paris Agreement to keep the maximum global temperature rise well-below 2°C) in line with the MSCI All Country World EU PAB Overlay Index. In addition to pursuing the sustainable investment objective, the Sub-fund at the same time aims to provide long term capital growth.

Strategy The Sub-fund will take exposure of at least two-thirds of its total assets to equities of companies all over the world. The Sub-fund will focus on investing in equities that show lower expected volatility than average global equity. Conservative stands for the focus on equity with lower expected volatility.

The Sub-fund has sustainable investment as its objective, within the meaning of Article 9 of the Regulation (EU) 2019/2088 of 27 November 2019 on sustainability-related disclosures in the financial sector. The Sub-fund takes explicitly into account the contribution of a company to the UN SDGs. The portfolio is built on the basis of the eligible investment universe and an internally developed SDG framework for mapping and measuring SDG contributions, about which more information can be obtained via the website <https://www.robeco.com/en-int/sustainable-investing/sdgs>. The Sub-fund strives for economic results, while at the same time pursuing sustainable investment objectives which are further explained in Appendix VIII.

The Sub-fund is actively managed and uses the Benchmark for asset allocation purposes. The securities selected for the Sub-fund's investment universe may be components of the Benchmark, but securities outside the Benchmark may be selected too. The Sub-fund can deviate substantially from the weightings of the Benchmark. The Management Company has discretion over the composition of the portfolio subject to the investment objectives. The Sub-fund aims to achieve returns equal to, or greater than, those on the Benchmark with lower expected downside risk, whilst still controlling relative risk through the applications of limits (on countries and sectors) to the extent of deviation from the Benchmark.

The Benchmark is a broad market weighted index that is not consistent with the sustainable investment objectives pursued by the Sub-fund.

The Sub-fund will use the MSCI All Country World EU PAB Overlay Index to monitor the carbon profile of the Sub-fund in line with the Paris Agreement requirements on greenhouse gas emission reduction. The MSCI All Country World EU PAB Overlay Index is consistent with the low carbon sustainable investment objective of the Sub-fund. It differs from a broad market index in that the latter does not take into account in its methodology any criteria for alignment with the Paris Agreement on greenhouse gas emission reduction and related exclusions. The methodology used for the calculation of the index can be found on the website of the index administrator (MSCI).

Financial Instruments and Investment Restrictions With due consideration given to the investment restrictions and to the extent permitted by the applicable legislation, the Sub-fund may invest in equities, convertible bonds, securities issued and/or guaranteed by government, public or local authority with a minimum rating of investment grade, non-government bonds, units of UCITS and/or other UCIs and derivatives to achieve the investment goals of the Sub-fund.

The Sub-fund is allowed to invest in money market instruments, bank deposits (other than deposits at sight) and other eligible liquid assets for treasury purposes and in case of unfavourable market conditions.

The Sub-fund may hold up to 20% of its net assets in ancillary liquid assets (bank deposits at sight, such as cash held in current accounts). Under exceptionally unfavourable market conditions and if justified in the interest of the Shareholders, the Sub-fund may temporarily exceed the aforementioned limit for investment in ancillary liquid assets and other liquid instruments.

For the purpose of gaining exposure to shares of companies of the People's Republic of China ("PRC") listed in China, the Sub-fund may invest up to 30% of its net assets in China A-shares (via QFI and/or Stock Connect programmes) and China B-shares issued by companies in the PRC and listed on PRC stock exchanges. At least one month's prior notice will be given to Investors if the

Sub-fund intends to invest more than 30% of its net assets in China A-shares and China B-shares and the Prospectus will be updated accordingly.

Whilst the Sub-fund may use derivatives for hedging and liquidity management (including the usage to manage currency and market exposures in a cost-effective manner), it does not intend to utilize derivatives extensively for such purposes. The Sub-fund will use derivatives non-extensively in accordance with its investment policy and for efficiently managing the investments of the Sub-fund.

The Sub-fund will not invest directly in:

- options, and
- swaptions.

Currency The Sub-fund is exposed to the exchange rate movements of the currencies in which the assets of the Sub-fund are denominated.

Profile of the typical Investor The Sub-fund is suitable for Investors who want their investment to fully contribute to an environmental or social objective. It is also suitable for informed and/or experienced Investors wishing to attain defined investment objectives. The Sub-fund does not provide a capital guarantee. The Investor must be able to accept volatility. This Sub-fund is suitable for Investors who can afford to set aside the capital for at least 5-7 years. It can accommodate the investment objective of capital growth, income and/or portfolio diversification.

Please note that such information is provided for reference only and Investors should consider their own circumstances, including without limitation, their own risk tolerance level, financial circumstance, investment objective etc., before making any investment decisions. If in doubt, Investors should seek professional advice.

Risk profile of the Sub-fund In emerging and less developed markets the legal, judicial and regulatory infrastructure are still developing and there may be legal uncertainty both for local market participants and their overseas counterparts. Some markets may carry higher risks for Investors who should therefore ensure that, before investing, they understand the risks involved and are satisfied that despite the substantial risk of loss of investment, their investment is suitable as part of their portfolio.

This Sub-fund might invest in China A-shares. Investments in China A-shares carry increased risks, most notably liquidity and credit risks. For further information on these risks, Investors should refer to the heading "Chinese markets risks" under "Section 4 – Risk Considerations" above.

The investments in equity of companies may involve risks (for example linked to transferable securities and stock markets), such as exchange rates and volatility risks. The Sub-fund's investments are subject to market fluctuations. No assurance can, therefore, be given that the Sub-fund's investment objective will be achieved. It cannot be guaranteed either that the value of a Share in the Sub-fund will not fall below its value at the time of acquisition.

The sustainability risk profile can be split into different sustainability risk sources and is expressed using categories ranging from lowest risk till highest risk. The risk classification relates to both the probability and potential negative impact of sustainability risk on the portfolio return. The classification relates to the portfolio only: there is no comparison to any benchmark.

Robeco distinguishes between sustainability risk of companies and governments. For companies, there is a total risk classification, a classification of environmental risks, a classification of social risks, and a classification of governance risk. The classifications are based on a variety of Environmental, Social, and Governance (ESG) issues provided by a third party that is specialized in the assessment of sustainability risks. The classification provides an indication of the probability and potential impact of an ESG event in the period of one year.

| <i>Company Risk</i> | ← <i>Lowest</i> | <i>Highest</i> → |
|-------------------------------|-----------------|------------------|
| Sustainability Risk (Overall) | X | |
| Environmental Risk | X | |
| Social Risk | | X |
| Governance Risk | X | |

Robeco makes use of a climate risk metric provided by a third party specialized in climate risk. Based on a 1.5-degrees decarbonization pathway, the potential impact of climate transition risk is estimated. This is a reflection of the potential decarbonization costs for the next 80 years, of which the heavy point is estimated to be approximately in 15 years. This impact on return is compared to the market risk profile of the Sub-fund and turned into risk classification.

| | | |
|-------------------------|-----------------|------------------|
| <i>Company Risk</i> | ← <i>Lowest</i> | <i>Highest</i> → |
| Climate Transition Risk | X | |

Climate change leads to extreme weather events that may have a negative economic impact on investments. Based on a climate risk model provided by a third party specialized in climate risk, the physical risks that the portfolio is most vulnerable to are assessed. This Sub-fund's primary physical risks are (1) Extreme Heat, (2) Coastal Flooding, and (3) Tropical Cyclone.

Climate risk models are complex and surrounded by a high degree of uncertainty as result of assumptions and availability of data. As result, a change in the methodology may lead to a change in the risk classification. The climate risk model assesses the potential costs for decarbonizing for companies. Active policies and ambitions of companies are not taken into account contrary to the 'ESG' scores that focus on policies and ambitions.

Risk considerations for the Sub-fund

Investors should note that, in addition to the above mentioned risks, the Sub-fund may use derivatives for efficient portfolio management- and hedging purposes. Such investments are inherently volatile and the Sub-fund could potentially be exposed to additional risks and costs should the market move against it. Such market conditions could mean that Investors could, in certain circumstances, face minimal or no returns, or may even suffer a loss on such investments.

The investment risk will be measured using quantitative techniques. The investment risk of using derivatives is also incorporated in these quantitative techniques. For more information regarding e.g. the exposure calculation method, the maximum leverage or the expected levels of leverage as a result of the use of derivatives as well as a brief explanation as to the basis for such calculation, please consult [APPENDIX III – RISK MANAGEMENT PROCESS](#).

Base currency EUR

Type of Currency Hedged Share Classes (H) Portfolio Hedge

Issue date 13 December 2016

| Share Classes | Management fee | Service fee | Carbon Offset Expense | Type | Performance Fee portion |
|-----------------------|----------------|-------------|-----------------------|--------------|-------------------------|
| Regular share classes | | | | | |
| Class A | 1.50% | 0.16% | N/A | Accumulating | N/A |
| Class AH | 1.50% | 0.16% | N/A | Accumulating | N/A |
| Class A1 | 1.50% | 0.16% | N/A | Distributing | N/A |
| Class A1H | 1.50% | 0.16% | N/A | Distributing | N/A |
| Class B | 0.80% | 0.16% | N/A | Distributing | N/A |
| Class Ba | 0.80% | 0.16% | N/A | Distributing | N/A |
| Class BH | 0.80% | 0.16% | N/A | Distributing | N/A |
| Class BaH | 0.80% | 0.16% | N/A | Distributing | N/A |
| Class D | 0.80% | 0.16% | N/A | Accumulating | N/A |
| Class DCo | 0.80% | 0.16% | 0.05% | Accumulating | N/A |
| Class DH | 0.80% | 0.16% | N/A | Accumulating | N/A |
| Class DHCo | 0.80% | 0.16% | 0.05% | Accumulating | N/A |
| Class D2 | 1.50% | 0.16% | N/A | Accumulating | N/A |

| | | | | | |
|-----------------------------|-------|-------|-------|--------------|-----|
| Class D2H | 1.50% | 0.16% | N/A | Accumulating | N/A |
| Class D3 | 1.50% | 0.16% | N/A | Distributing | N/A |
| Class D3H | 1.50% | 0.16% | N/A | Distributing | N/A |
| Class E | 0.80% | 0.16% | N/A | Distributing | N/A |
| Class EH | 0.80% | 0.16% | N/A | Distributing | N/A |
| Class M | 2.25% | 0.16% | N/A | Accumulating | N/A |
| Class MH | 2.25% | 0.16% | N/A | Accumulating | N/A |
| Class M2 | 2.50% | 0.16% | N/A | Accumulating | N/A |
| Class M2H | 2.50% | 0.16% | N/A | Accumulating | N/A |
| Class M3 | 2.50% | 0.16% | N/A | Distributing | N/A |
| Class M3H | 2.50% | 0.16% | N/A | Distributing | N/A |
| Privileged share classes | | | | | |
| Class C | 0.40% | 0.16% | N/A | Distributing | N/A |
| Class CH | 0.40% | 0.16% | N/A | Distributing | N/A |
| Class Cx | 0.40% | 0.16% | N/A | Distributing | N/A |
| Class CxH | 0.40% | 0.16% | N/A | Distributing | N/A |
| Class F | 0.40% | 0.16% | N/A | Accumulating | N/A |
| Class FCo | 0.40% | 0.16% | 0.05% | Accumulating | N/A |
| Class FH | 0.40% | 0.16% | N/A | Accumulating | N/A |
| Class FHCo | 0.40% | 0.16% | 0.05% | Accumulating | N/A |
| Class G | 0.40% | 0.16% | N/A | Distributing | N/A |
| Class GH | 0.40% | 0.16% | N/A | Distributing | N/A |
| Class S | 0.40% | 0.16% | N/A | Accumulating | N/A |
| Class SH | 0.40% | 0.16% | N/A | Accumulating | N/A |
| Institutional share classes | | | | | |
| Class I | 0.45% | 0.12% | N/A | Accumulating | N/A |
| Class ICo | 0.45% | 0.12% | 0.05% | Accumulating | N/A |
| Class IH | 0.45% | 0.12% | N/A | Accumulating | N/A |
| Class IHCo | 0.45% | 0.12% | 0.05% | Accumulating | N/A |
| Class IB | 0.45% | 0.12% | N/A | Distributing | N/A |
| Class IBx | 0.45% | 0.12% | N/A | Distributing | N/A |
| Class IBH | 0.45% | 0.12% | N/A | Distributing | N/A |
| Class IBxH | 0.45% | 0.12% | N/A | Distributing | N/A |
| Class IE | 0.45% | 0.12% | N/A | Distributing | N/A |
| Class K | 0.45% | 0.12% | N/A | Accumulating | N/A |
| Class KH | 0.45% | 0.12% | N/A | Accumulating | N/A |
| Class K1 | 0.45% | 0.12% | N/A | Accumulating | N/A |
| Class K1H | 0.45% | 0.12% | N/A | Accumulating | N/A |
| Class K2 | 0.45% | 0.12% | N/A | Accumulating | N/A |
| Class K2H | 0.45% | 0.12% | N/A | Accumulating | N/A |
| Class K3 | 0.45% | 0.12% | N/A | Accumulating | N/A |
| Class K3H | 0.45% | 0.12% | N/A | Accumulating | N/A |
| Class Z | 0.00% | 0.00% | N/A | Accumulating | N/A |
| Class ZH | 0.00% | 0.00% | N/A | Accumulating | N/A |
| Class ZB | 0.00% | 0.00% | N/A | Distributing | N/A |
| Class ZBH | 0.00% | 0.00% | N/A | Distributing | N/A |

See Section 3.1 for a more detailed description of all Fees and Expenses.

s) Robeco QI Global Developed Enhanced Index Equities

Investment policy

Objective The Sub-fund aims to provide long term capital growth while at the same time aiming for a better sustainability profile compared to the Benchmark by promoting certain ESG (i.e. Environmental, Social and corporate Governance) characteristics and integrating sustainability risks in the investment process.

Strategy The aim of the Sub-fund is to provide long term capital growth by taking exposure of at least two thirds of its total assets to equities of companies that mainly operate in mature economies (developed markets) all over the world.

The Sub-fund promotes environmental and/or social characteristics within the meaning of Article 8 of the Regulation (EU) 2019/2088 of 27 November 2019 on sustainability-related disclosures in the financial sector. The Sub-fund strives for economic results, while at the same time taking into account environmental, social and governance characteristics which are further explained in Appendix VIII.

The Sub-fund is actively managed and uses the Benchmark for asset allocation purposes. The Sub-fund uses a quantitative stock selection strategy which ranks stocks on their expected future relative performance using three factors: a strategy focusing on stocks with an attractive valuation (Value); a strategy focusing on stocks of companies with a medium term attractive performance trend (Momentum); and a strategy focusing on high quality equities, e.g. equity of companies with strong balance sheets and high profitability (Quality). The securities selected for the Sub-fund's investment universe may be components of the Benchmark, but securities outside the Benchmark may be selected too. The Sub-fund can deviate from the weightings of the Benchmark to a limited extent. The Management Company has discretion over the composition of the portfolio subject to the investment objectives. Highly ranked stocks are overweighted against the Benchmark, whereas low-ranked stocks are underweighted, resulting in a well-diversified portfolio with a low tracking error relative to the Benchmark of the Sub-fund. The Sub-fund aims to outperform the Benchmark over the long run, whilst still controlling relative risk through the applications of limits (on currencies, countries and sectors) to the extent of deviation from the Benchmark. This will consequently limit the deviation of the performance relative to the Benchmark.

The Benchmark is a broad market weighted index that is not consistent with the environmental, social and governance characteristics promoted by the Sub-fund.

Financial Instruments and Investment Restrictions With due consideration given to the investment restrictions and to the extent permitted by the applicable legislation, the Sub-fund may invest in equities, convertible bonds, securities issued and/or guaranteed by government, public or local authority with a minimum rating of investment grade, non-government bonds, units of UCITS and/or other UCIs and derivatives to achieve the investment goals of the Sub-fund.

The Sub-fund is allowed to invest in money market instruments, bank deposits (other than deposits at sight) and other eligible liquid assets for treasury purposes and in case of unfavourable market conditions.

The Sub-fund may hold up to 20% of its net assets in ancillary liquid assets (bank deposits at sight, such as cash held in current accounts). Under exceptionally unfavourable market conditions and if justified in the interest of the Shareholders, the Sub-fund may temporarily exceed the aforementioned limit for investment in ancillary liquid assets and other liquid instruments.

Exchange traded and over-the-counter derivatives are permitted, including but not limited to futures, swaps, options, currency forwards and/or combinations of the above. Whilst the Sub-fund may use derivatives for investment purposes as well as for hedging and efficient portfolio management, it does not intend to utilize derivatives extensively for such purposes.

Currency The Sub-fund is exposed to the exchange rate movements of the currencies in which the assets of the Sub-fund are denominated.

Profile of the typical Investor The Sub-fund is suitable for Investors who seek ESG considerations to be integrated as binding element in the investment process, while still seeking optimum returns. This Sub-fund is suitable for Investors who see funds as a convenient way of participating in capital market developments.

It is also suitable for informed and/or experienced Investors wishing to attain defined investment objectives. The Sub-fund does not provide a capital guarantee. The Investor must be able to accept volatility. This Sub-fund is suitable for Investors who can afford to set aside the capital for at least 5-7 years. It can accommodate the investment objective of capital growth, income and/or portfolio diversification.

Please note that such information is provided for reference only and Investors should consider their own circumstances, including without limitation, their own risk tolerance level, financial circumstance, investment objective etc., before making any investment decisions. If in doubt, Investors should seek professional advice.

Risk profile of the Sub-fund

The investments in equity of companies may involve risks (for example linked to transferable securities and stock markets), such as exchange rates and volatility risks. The Sub-fund's investments are subject to market fluctuations. No assurance can, therefore, be given that the Sub-fund's investment objective will be achieved. It cannot be guaranteed either that the value of a Share in the Sub-fund will not fall below its value at the time of acquisition.

For further information on these risks, Investors should refer to the heading "Chinese markets risks" under "Section 4 – Risk Considerations" above.

The sustainability risk profile can be split into different sustainability risk sources and is expressed using categories ranging from lowest risk till highest risk. The risk classification relates to both the probability and potential negative impact of sustainability risk on the portfolio return. The classification relates to the portfolio only: there is no comparison to any benchmark.

Robeco distinguishes between sustainability risk of companies and governments. For companies, there is a total risk classification, a classification of environmental risks, a classification of social risks, and a classification of governance risk. The classifications are based on a variety of Environmental, Social, and Governance (ESG) issues provided by a third party that is specialized in the assessment of sustainability risks. The classification provides an indication of the probability and potential impact of an ESG event in the period of one year.

| <i>Company Risk</i> | ← <i>Lowest</i> | <i>Highest</i> → |
|-------------------------------|-----------------|------------------|
| Sustainability Risk (Overall) | | X |
| Environmental Risk | X | |
| Social Risk | | X |
| Governance Risk | X | |

Robeco makes use of a climate risk metric provided by a third party specialized in climate risk. Based on a 1.5-degrees decarbonization pathway, the potential impact of climate transition risk is estimated. This is a reflection of the potential decarbonization costs for the next 80 years, of which the heavy point is estimated to be approximately in 15 years. This impact on return is compared to the market risk profile of the Sub-fund and turned into risk classification.

| <i>Company Risk</i> | ← <i>Lowest</i> | <i>Highest</i> → |
|-------------------------|-----------------|------------------|
| Climate Transition Risk | X | |

Climate change leads to extreme weather events that may have a negative economic impact on investments. Based on a climate risk model provided by a third party specialized in climate risk, the physical risks that the portfolio is most vulnerable to are assessed. This Sub-fund's primary physical risks are (1) Extreme Heat, (2) Coastal Flooding, and (3) Tropical Cyclone.

Climate risk models are complex and surrounded by a high degree of uncertainty as result of assumptions and availability of data. As result, a change in the methodology may lead to a change in the risk classification. The climate risk model assesses the potential costs for decarbonizing for

companies. Active policies and ambitions of companies are not taken into account contrary to the 'ESG' scores that focus on policies and ambitions.

Risk considerations for the Sub-fund

Investors should note that, in addition to the above mentioned risks, the Sub-fund may use derivatives as part of its investment strategy and such investments are inherently volatile and the Sub-fund could potentially be exposed to additional risks and costs should the market move against it. Such market conditions could mean that Investors could, in certain circumstances, face minimal or no returns, or may even suffer a loss on such investments.

The investment risk will be measured using quantitative techniques. The investment risk of using derivatives is also incorporated in these quantitative techniques. For more information regarding e.g. the exposure calculation method, the maximum leverage or the expected levels of leverage as a result of the use of derivatives as well as a brief explanation as to the basis for such calculation, please consult [APPENDIX III – RISK MANAGEMENT PROCESS](#).

Base currency EUR

Type of Currency Hedged Share Classes (H) Portfolio Hedge

Issue date 15 September 2017

| Share Classes | Management fee | Service fee | Type | Performance Fee |
|------------------------------------|----------------|-------------|--------------|-----------------|
| Regular Share Classes | | | | |
| Class A | 1.50% | 0.16% | Accumulating | N/A |
| Class AH | 1.50% | 0.16% | Accumulating | N/A |
| Class A1 | 1.50% | 0.16% | Distributing | N/A |
| Class A1H | 1.50% | 0.16% | Distributing | N/A |
| Class B | 0.50% | 0.16% | Distributing | N/A |
| Class BH | 0.50% | 0.16% | Distributing | N/A |
| Class Bx | 0.50% | 0.16% | Distributing | N/A |
| Class BxH | 0.50% | 0.16% | Distributing | N/A |
| Class D | 0.50% | 0.16% | Accumulating | N/A |
| Class DH | 0.50% | 0.16% | Accumulating | N/A |
| Class D2 | 1.50% | 0.16% | Accumulating | N/A |
| Class D2H | 1.50% | 0.16% | Accumulating | N/A |
| Class D3 | 1.50% | 0.16% | Distributing | N/A |
| Class D3H | 1.50% | 0.16% | Distributing | N/A |
| Class E | 0.50% | 0.16% | Distributing | N/A |
| Class EH | 0.50% | 0.16% | Distributing | N/A |
| Class M | 2.25% | 0.16% | Accumulating | N/A |
| Class MH | 2.25% | 0.16% | Accumulating | N/A |
| Class M2 | 2.50% | 0.16% | Accumulating | N/A |
| Class M2H | 2.50% | 0.16% | Accumulating | N/A |
| Class M3 | 2.50% | 0.16% | Distributing | N/A |
| Class M3H | 2.50% | 0.16% | Distributing | N/A |
| Privileged Share Classes | | | | |
| Class C | 0.25% | 0.16% | Distributing | N/A |
| Class CH | 0.25% | 0.16% | Distributing | N/A |
| Class Cx | 0.25% | 0.16% | Distributing | N/A |
| Class CxH | 0.25% | 0.16% | Distributing | N/A |
| Class F | 0.25% | 0.16% | Accumulating | N/A |
| Class FH | 0.25% | 0.16% | Accumulating | N/A |
| Class F2 | 0.25% | 0.16% | Accumulating | N/A |
| Class G | 0.25% | 0.16% | Distributing | N/A |
| Class GH | 0.25% | 0.16% | Distributing | N/A |
| Class S | 0.25% | 0.16% | Accumulating | N/A |
| Class SH | 0.25% | 0.16% | Accumulating | N/A |
| Institutional Share Classes | | | | |
| Class I | 0.25% | 0.12% | Accumulating | N/A |
| Class IH | 0.25% | 0.12% | Accumulating | N/A |
| Class IB | 0.25% | 0.12% | Distributing | N/A |

| | | | | |
|------------|-------|-------|--------------|-----|
| Class IBx | 0.25% | 0.12% | Distributing | N/A |
| Class IBH | 0.25% | 0.12% | Distributing | N/A |
| Class IBxH | 0.25% | 0.12% | Distributing | N/A |
| Class IE | 0.25% | 0.12% | Distributing | N/A |
| Class K | 0.25% | 0.12% | Accumulating | N/A |
| Class KH | 0.25% | 0.12% | Accumulating | N/A |
| Class K1 | 0.25% | 0.12% | Accumulating | N/A |
| Class K1H | 0.25% | 0.12% | Accumulating | N/A |
| Class K2 | 0.25% | 0.12% | Accumulating | N/A |
| Class K2H | 0.25% | 0.12% | Accumulating | N/A |
| Class K3 | 0.25% | 0.12% | Accumulating | N/A |
| Class K3H | 0.25% | 0.12% | Accumulating | N/A |
| Class Z | 0.00% | 0.00% | Accumulating | N/A |
| Class ZH | 0.00% | 0.00% | Accumulating | N/A |
| Class ZB | 0.00% | 0.00% | Distributing | N/A |
| Class ZBH | 0.00% | 0.00% | Distributing | N/A |

See Section 3.1 for a more detailed description of all Fees and Expenses.

t) Robeco Sustainable Emerging Stars Equities

Investment
policy

Objective The aim of the Sub-fund is to provide long term capital growth while at the same time aiming for a better sustainability profile compared to the Benchmark by promoting certain ESG (i.e. Environmental, Social and corporate Governance) characteristics and integrating sustainability risks in the investment process. The Sub-fund also aims for an improved environmental footprint compared to the Benchmark.

Strategy The aim of the Sub-fund is to provide long term capital growth by taking exposure of at least two-thirds of the total assets of the Sub-fund to equities of companies incorporated or exercising a preponderant part of their economic activities in Emerging Countries. The Sub-fund's portfolio has a focused, concentrated portfolio with a small number of larger bets.

The Sub-fund promotes environmental and/or social characteristics within the meaning of Article 8 of the Regulation (EU) 2019/2088 of 27 November 2019 on sustainability-related disclosures in the financial sector. The Sub-fund strives for economic results, while at the same time taking into account environmental, social and governance characteristics which are further explained in Appendix VIII.

The Sub-fund is actively managed and uses the Benchmark for asset allocation purposes. However, although securities may be components of the Benchmark, securities outside the Benchmark may be selected too. The Sub-fund can deviate substantially from the weightings of the Benchmark. The Management Company has discretion over the composition of the portfolio subject to the investment objectives. The Sub-fund aims to outperform the Benchmark over the long run, whilst still controlling relative risk through the applications of limits (on VaR Ratio) to the extent of deviation from the Benchmark. This will consequently limit the deviation of the performance relative to the Benchmark.

The Benchmark is a broad market weighted index that is not consistent with the environmental, social and governance characteristics promoted by the Sub-fund.

Financial Instruments and Investment Restrictions With due consideration given to the investment restrictions and to the extent permitted by the applicable legislation, the Sub-fund may invest in equities, convertible bonds, securities issued and/or guaranteed by government, public or local authority with a minimum rating of investment grade or higher, non-government bonds and derivatives to achieve the investment goals of the Sub-fund.

The Sub-fund is allowed to invest in money market instruments, bank deposits (other than deposits at sight) and other eligible liquid assets for treasury purposes and in case of unfavourable market conditions.

The Sub-fund may hold up to 20% of its net assets in ancillary liquid assets (bank deposits at sight, such as cash held in current accounts). Under exceptionally unfavourable market conditions and if justified in the interest of the Shareholders, the Sub-fund may temporarily exceed the aforementioned limit for investment in ancillary liquid assets and other liquid instruments.

Except for a maximum of 10% of its net assets (as permitted by investment restriction I (2) in Appendix II), the Sub-fund will (without limiting the possibility to invest in compliance with its investment policy in assets referred to under investment restrictions I (1) c), d), e) and f)) only invest in transferable securities and money market instruments traded or listed on markets falling under investment restrictions I (1) a) and b).

For the purpose of gaining exposure to shares of companies of the People's Republic of China ("PRC") listed in China, the Sub-fund may invest up to 30% of its net assets in China A-shares (via QFI and/or Stock Connect programmes) and China B-shares issued by companies in the PRC and listed on PRC stock exchanges. At least one month's prior notice will be given to Investors if the Sub-fund intends to invest more than 30% of its net assets in China A-shares and China B-shares and the Prospectus will be updated accordingly.

The Sub-fund may invest up to 10% of its total assets in other UCIs and/or UCITS that may be managed by an Affiliated Entity and/or Shares in Sub-funds of the Company.

Exchange traded and over-the-counter derivatives are permitted, including but not limited to futures, swaps, options, currency forwards and/or combinations of the above. Whilst the Sub-fund may use derivatives for investment purposes as well as for hedging and efficient portfolio management, it does not intend to utilize derivatives extensively for such purposes.

Currency The Sub-fund is exposed to the exchange rate movements of the currencies in which the assets of the Sub-fund are denominated. For the management of the Sub-fund, expectations of currency returns will be taken into consideration when making country allocations/stock selection decisions.

Profile of the typical Investor The Sub-fund is suitable for Investors who want ESG considerations to be integrated as binding element in the investment process, but also to make a contribution to an environmental objective e.g. environmental footprint reduction, in addition to creating returns. It is also suitable for more informed and/or experienced Investors wishing to attain defined investment objectives. The Sub-fund does not provide a capital guarantee. The Investor must be able to accept substantial volatility. This Sub-fund is suitable for Investors who can afford to set aside the capital for at least 5-7 years. It is designed to accommodate the investment objective of building up capital growth, income and/or portfolio diversification.

Please note that such information is provided for reference only and Investors should consider their own circumstances, including without limitation, their own risk tolerance level, financial circumstance, investment objective etc., before making any investment decisions. If in doubt, Investors should seek professional advice.

Risk profile of the Sub-fund In emerging and less developed markets the legal, judicial and regulatory infrastructure is still developing and there may be legal uncertainty both for local market participants and their overseas counterparts. Some markets may carry higher risks for Investors who should therefore ensure that, before investing, they understand the risks involved and are satisfied that despite the substantial risk of loss of investment, their investment is suitable as part of their portfolio.

This Sub-fund might invest in China A-shares. Investments in China A-shares carry increased risks, most notably liquidity and credit risks. For further information on these risks, Investors should refer to the heading "Chinese markets risks" under "Section 4 – Risk Considerations" above.

Also, the investments in equity of companies may involve risks (for example linked to transferable securities and stock markets), such as exchange rates and volatility risks. The Sub-fund's investments are subject to market fluctuations. No assurance can, therefore, be given that the Sub-fund's investment objective will be achieved. It cannot be guaranteed either that the value of a Share in the Sub-fund will not fall below its value at the time of acquisition.

The sustainability risk profile can be split into different sustainability risk sources and is expressed using categories ranging from lowest risk till highest risk. The risk classification relates to both the probability and potential negative impact of sustainability risk on the portfolio return. The classification relates to the portfolio only: there is no comparison to any benchmark.

Robeco distinguishes between sustainability risk of companies and governments. For companies, there is a total risk classification, a classification of environmental risks, a classification of social risks, and a classification of governance risk. The classifications are based on a variety of Environmental, Social, and Governance (ESG) issues provided by a third party that is specialized in the assessment of sustainability risks. The classification provides an indication of the probability and potential impact of an ESG event in the period of one year.

| <i>Company Risk</i> | ← <i>Lowest</i> | <i>Highest</i> → |
|-------------------------------|-----------------|------------------|
| Sustainability Risk (Overall) | | X |
| Environmental Risk | X | |
| Social Risk | X | |
| Governance Risk | | X |

Robeco makes use of a climate risk metric provided by a third party specialized in climate risk. Based on a 1.5-degrees decarbonization pathway, the potential impact of climate transition risk is estimated. This is a reflection of the potential decarbonization costs for the next 80 years, of which the heavy point is estimated to be approximately in 15 years. This impact on return is compared to the market risk profile of the Sub-fund and turned into risk classification.

| | | |
|-------------------------|-----------------|------------------|
| <i>Company Risk</i> | ← <i>Lowest</i> | <i>Highest</i> → |
| Climate Transition Risk | X | |

Climate change leads to extreme weather events that may have a negative economic impact on investments. Based on a climate risk model provided by a third party specialized in climate risk, the physical risks that the portfolio is most vulnerable to are assessed. This Sub-fund's primary physical risks are (1) Coastal Flooding, (2) Extreme Heat, and (3) Tropical Cyclone.

Climate risk models are complex and surrounded by a high degree of uncertainty as result of assumptions and availability of data. As result, a change in the methodology may lead to a change in the risk classification. The climate risk model assesses the potential costs for decarbonizing for companies. Active policies and ambitions of companies are not taken into account contrary to the 'ESG' scores that focus on policies and ambitions.

Risk considerations for the Sub-fund

Investors should note that, in addition to the above mentioned risks, the Sub-fund may use derivatives as part of its investment strategy and such investments are inherently volatile and the Sub-fund could potentially be exposed to additional risks and costs should the market move against it. Such market conditions could mean that Investors could, in certain circumstances, face minimal or no returns, or may even suffer a loss on such investments.

The investment risk will be measured using quantitative techniques. The investment risk of using derivatives is also incorporated in these quantitative techniques. For more information regarding e.g. the exposure calculation method, the maximum leverage or the expected levels of leverage as a result of the use of derivatives as well as a brief explanation as to the basis for such calculation, please consult [APPENDIX III – RISK MANAGEMENT PROCESS](#).

Base currency EUR

Type of Currency Hedged Share Classes (H) Portfolio Hedge

Issue date 5 September 2019

| Share Classes | Management fee | Service fee | Type | Performance Fee portion |
|------------------------------|----------------|-------------|--------------|-------------------------|
| Regular share classes | | | | |
| Class A | 1.50% | 0.20% | Accumulating | 15% |
| Class AH | 1.50% | 0.20% | Accumulating | 15% |
| Class A1 | 1.50% | 0.20% | Distributing | 15% |
| Class A1H | 1.50% | 0.20% | Distributing | 15% |
| Class B | 1.50% | 0.20% | Distributing | 15% |
| Class BH | 1.50% | 0.20% | Distributing | 15% |
| Class D | 1.50% | 0.20% | Accumulating | 15% |
| Class DH | 1.50% | 0.20% | Accumulating | 15% |
| Class DL | 1.75% | 0.20% | Accumulating | N/A |
| Class D2 | 1.75% | 0.20% | Accumulating | 15% |
| Class D2H | 1.75% | 0.20% | Accumulating | 15% |
| Class D3 | 1.75% | 0.20% | Distributing | 15% |
| Class D3H | 1.75% | 0.20% | Distributing | 15% |
| Class E | 1.50% | 0.20% | Distributing | 15% |
| Class EH | 1.50% | 0.20% | Distributing | 15% |
| Class M | 2.00% | 0.20% | Accumulating | 15% |
| Class MH | 2.00% | 0.20% | Accumulating | 15% |
| Class ML | 2.00% | 0.20% | Accumulating | N/A |
| Class M2 | 2.50% | 0.20% | Accumulating | 15% |
| Class M2H | 2.50% | 0.20% | Accumulating | 15% |
| Class M3 | 2.50% | 0.20% | Distributing | 15% |
| Class M3H | 2.50% | 0.20% | Distributing | 15% |

| Privileged share classes | | | | |
|-----------------------------|-------|-------|--------------|-----|
| Class C | 0.80% | 0.20% | Distributing | 15% |
| Class CH | 0.80% | 0.20% | Distributing | 15% |
| Class Cx | 0.80% | 0.20% | Distributing | 15% |
| Class CxH | 0.80% | 0.20% | Distributing | 15% |
| Class F | 0.80% | 0.20% | Accumulating | 15% |
| Class FH | 0.80% | 0.20% | Accumulating | 15% |
| Class FL | 0.98% | 0.20% | Accumulating | N/A |
| Class G | 0.80% | 0.20% | Distributing | 15% |
| Class GH | 0.80% | 0.20% | Distributing | 15% |
| Class S | 0.80% | 0.20% | Accumulating | 15% |
| Class SE | 0.80% | 0.20% | Distributing | 15% |
| Class SEH | 0.80% | 0.20% | Distributing | 15% |
| Class SH | 0.80% | 0.20% | Accumulating | 15% |
| Class X | 1.00% | 0.20% | Accumulating | N/A |
| Class XH | 1.00% | 0.20% | Accumulating | N/A |
| Institutional share classes | | | | |
| Class I | 0.80% | 0.16% | Accumulating | 15% |
| Class IH | 0.80% | 0.16% | Accumulating | 15% |
| Class IL | 1.00% | 0.16% | Accumulating | N/A |
| Class IHL | 1.00% | 0.16% | Accumulating | N/A |
| Class IB | 0.80% | 0.16% | Distributing | 15% |
| Class IBx | 0.80% | 0.16% | Distributing | 15% |
| Class IBH | 0.80% | 0.16% | Distributing | 15% |
| Class IBxH | 0.80% | 0.16% | Distributing | 15% |
| Class IE | 0.80% | 0.16% | Distributing | 15% |
| Class IEL | 1.00% | 0.16% | Distributing | N/A |
| Class K | 1.00% | 0.16% | Accumulating | N/A |
| Class KH | 1.00% | 0.16% | Accumulating | N/A |
| Class KE | 0.52% | 0.16% | Distributing | N/A |
| Class K1 | 0.80% | 0.16% | Accumulating | N/A |
| Class K1H | 0.80% | 0.16% | Accumulating | N/A |
| Class K2 | 0.80% | 0.16% | Accumulating | N/A |
| Class K2H | 0.80% | 0.16% | Accumulating | N/A |
| Class K3 | 0.80% | 0.16% | Accumulating | N/A |
| Class K3H | 0.80% | 0.16% | Accumulating | N/A |
| Class Y | 1.00% | 0.16% | Accumulating | N/A |
| Class YH | 1.00% | 0.16% | Accumulating | N/A |
| Class Z | 0.00% | 0.00% | Accumulating | N/A |
| Class ZH | 0.00% | 0.00% | Accumulating | N/A |
| Class ZB | 0.00% | 0.00% | Distributing | N/A |
| Class ZBH | 0.00% | 0.00% | Distributing | N/A |

In addition, the Management Company is entitled to charge a Performance Fee to the applicable Share Classes of this Sub-fund. The Index is the MSCI Emerging Markets Standard Index-net.

For further details, please consult Section 3.1 [Fees and Expenses](#) and [APPENDIX V – PERFORMANCE FEE](#). Please see above the Performance Fee portion.

u) Robeco QI Emerging Markets Sustainable Enhanced Index Equities

Investment policy

Objective The aim of the Sub-fund is to provide long term capital growth while at the same time aiming for a better sustainability profile compared to the Benchmark by promoting certain ESG (i.e. Environmental, Social and corporate Governance) characteristics and integrating sustainability risks in the investment process. The Sub-fund also aims for an improved environmental footprint compared to the Benchmark.

Strategy The Sub-fund will take exposure of at least two-thirds of its total assets to equities of companies incorporated or exercising a preponderant part of their economic activities in Emerging Countries.

The Sub-fund is actively managed and uses the Benchmark for asset allocation purposes. The Sub-fund uses a quantitative stock selection strategy which ranks stocks on their expected future relative performance using three factors: a strategy focusing on stocks with an attractive valuation (Value); a strategy focusing on stocks of companies with a medium term attractive performance trend (Momentum); and a strategy focusing on high quality equities, e.g. equity of companies with strong balance sheets and high profitability (Quality). The securities selected for the Sub-fund's investment universe may be components of the Benchmark, but securities outside the Benchmark may be selected too.

The Sub-fund promotes environmental and/or social characteristics within the meaning of Article 8 of the Regulation (EU) 2019/2088 of 27 November 2019 on sustainability-related disclosures in the financial sector. The Sub-fund strives for economic results, while at the same time taking into account environmental, social and governance characteristics which are further explained in Appendix VIII.

The Sub-fund can deviate from the weightings of the Benchmark to a limited extent. The Management Company has discretion over the composition of the portfolio subject to the investment objectives. Highly ranked stocks are overweighted against the Benchmark, whereas low-ranked stocks are underweighted, resulting in a well-diversified portfolio with a low tracking error relative to the Benchmark of the Sub-fund. The Sub-fund aims to outperform the Benchmark over the long run, whilst still controlling relative risk through the applications of limits (on countries and sectors) to the extent of deviation from the Benchmark. This will consequently limit the deviation of the performance relative to the Benchmark.

The Benchmark is a broad market weighted index that is not consistent with the environmental, social and governance characteristics promoted by the Sub-fund.

*Financial Instruments
and Investment
Restrictions*

With due consideration given to the investment restrictions and to the extent permitted by the applicable legislation, the Sub-fund may invest in equities, convertible bonds, bonds, units of UCITS and/or other UCIs and derivatives to achieve the investment goals of the Sub-fund.

The Sub-fund is allowed to invest in money market instruments, bank deposits (other than deposits at sight) and other eligible liquid assets for treasury purposes and in case of unfavourable market conditions.

The Sub-fund may hold up to 20% of its net assets in ancillary liquid assets (bank deposits at sight, such as cash held in current accounts). Under exceptionally unfavourable market conditions and if justified in the interest of the Shareholders, the Sub-fund may temporarily exceed the aforementioned limit for investment in ancillary liquid assets and other liquid instruments.

For the purpose of gaining exposure to shares of companies of the People's Republic of China ("PRC") listed in China, the Sub-fund may invest up to 30% of its net assets in China A-shares (via QFI and/or Stock Connect programmes) and China B-shares issued by companies in the PRC and listed on PRC stock exchanges. At least one month's prior notice will be given to Investors if the Sub-fund intends to invest more than 30% of its net assets in China A-shares and China B-shares and the Prospectus will be updated accordingly.

Exchange traded and over-the-counter derivatives are permitted, including but not limited to futures, swaps, options, currency forwards and/or combinations of the above. Whilst the Sub-fund may use derivatives for investment purposes as well as for hedging and efficient portfolio management, it does not intend to utilize derivatives extensively for such purposes.

Currency The Sub-fund is exposed to the exchange rate movements of the currencies in which the assets of the Sub-fund are denominated.

Profile of the typical Investor The Sub-fund is suitable for Investors who want ESG considerations to be integrated as binding element in the investment process, but also to make a contribution to an environmental objective e.g. environmental footprint reduction, in addition to creating returns. It is also suitable for informed and/or experienced Investors wishing to attain defined investment objectives. The Sub-fund does not provide a capital guarantee. The Investor must be able to accept volatility. This Sub-fund is suitable for Investors who can afford to set aside the capital for at least 5-7 years. It can accommodate the investment objective of capital growth, income and/or portfolio diversification.

Please note that such information is provided for reference only and Investors should consider their own circumstances, including without limitation, their own risk tolerance level, financial circumstance, investment objective etc., before making any investment decisions. If in doubt, Investors should seek professional advice.

Risk profile of the Sub-fund In emerging and less developed markets the legal, judicial and regulatory infrastructure is still developing and there may be legal uncertainty both for local market participants and their overseas counterparts. Some markets may carry higher risks for Investors who should therefore ensure that, before investing, they understand the risks involved and are satisfied that despite the substantial risk of loss of investment, their investment is suitable as part of their portfolio.

Also, the investments in equity of companies may involve risks (for example linked to transferable securities and stock markets), such as exchange rates and volatility risks. The Sub-fund's investments are subject to market fluctuations. No assurance can, therefore, be given that the Sub-fund's investment objective will be achieved. It cannot be guaranteed either that the value of a Share in the Sub-fund will not fall below its value at the time of acquisition.

This Sub-fund might invest in China A-shares. Investments in China A-shares carry increased risks, most notably liquidity and credit risks. For further information on these risks, Investors should refer to the heading "Chinese markets risks" under "Section 4 – Risk Considerations" above.

The sustainability risk profile can be split into different sustainability risk sources and is expressed using categories ranging from lowest risk till highest risk. The risk classification relates to both the probability and potential negative impact of sustainability risk on the portfolio return. The classification relates to the portfolio only: there is no comparison to any benchmark.

Robeco distinguishes between sustainability risk of companies and governments. For companies, there is a total risk classification, a classification of environmental risks, a classification of social risks, and a classification of governance risk. The classifications are based on a variety of Environmental, Social, and Governance (ESG) issues provided by a third party that is specialized in the assessment of sustainability risks. The classification provides an indication of the probability and potential impact of an ESG event in the period of one year.

| <i>Company Risk</i> | ← <i>Lowest</i> | <i>Highest</i> → |
|-------------------------------|-----------------|------------------|
| Sustainability Risk (Overall) | | X |
| Environmental Risk | X | |
| Social Risk | | X |
| Governance Risk | | X |

Robeco makes use of a climate risk metric provided by a third party specialized in climate risk. Based on a 1.5-degrees decarbonization pathway, the potential impact of climate transition risk is estimated. This is a reflection of the potential decarbonization costs for the next 80 years, of which the heavy point is estimated to be approximately in 15 years. This impact on return is compared to the market risk profile of the Sub-fund and turned into risk classification.

| <i>Company Risk</i> | ← <i>Lowest</i> | <i>Highest</i> → |
|---------------------|-----------------|------------------|
|---------------------|-----------------|------------------|

Climate Transition Risk X

Climate change leads to extreme weather events that may have a negative economic impact on investments. Based on a climate risk model provided by a third party specialized in climate risk, the physical risks that the portfolio is most vulnerable to are assessed. This Sub-fund's primary physical risks are (1) Coastal Flooding, (2) Extreme Heat, and (3) Tropical Cyclone.

Climate risk models are complex and surrounded by a high degree of uncertainty as result of assumptions and availability of data. As result, a change in the methodology may lead to a change in the risk classification. The climate risk model assesses the potential costs for decarbonizing for companies. Active policies and ambitions of companies are not taken into account contrary to the 'ESG' scores that focus on policies and ambitions.

Risk considerations for the Sub-fund Investors should note that, in addition to the above mentioned risks, the Sub-fund may use derivatives as part of its investment strategy and such investments are inherently volatile and the Sub-fund could potentially be exposed to additional risks and costs should the market move against it. Such market conditions could mean that Investors could, in certain circumstances, face minimal or no returns, or may even suffer a loss on such investments.

The investment risk will be measured using quantitative techniques. The investment risk of using derivatives is also incorporated in these quantitative techniques. For more information regarding e.g. the exposure calculation method, the maximum leverage or the expected levels of leverage as a result of the use of derivatives as well as a brief explanation as to the basis for such calculation, please consult [APPENDIX III – RISK MANAGEMENT PROCESS](#).

Base currency USD

Type of Currency Hedged Share Classes (H) Portfolio Hedge

Issue date 5 September 2019

Cut-off time Cut-off time, as described in Section 2.3 "Issue of Shares" and Section 2.5 "Redemption of Shares", is 9:00 CET the Valuation Day preceding the Valuation Day for which the order is made.

Settlement Day Settlement for subscriptions, as described in section 2.3 "Issue of Shares", must be made on the second Settlement Day after the Valuation Day.

| Share Classes | Management fee | Service fee | Type | Performance Fee portion |
|-----------------------|----------------|-------------|--------------|-------------------------|
| Regular share classes | | | | |
| Class A | 2.50% | 0.20% | Accumulating | N/A |
| Class AH | 2.50% | 0.20% | Accumulating | N/A |
| Class A1 | 2.50% | 0.20% | Distributing | N/A |
| Class A1H | 2.50% | 0.20% | Distributing | N/A |
| Class B | 0.70% | 0.20% | Distributing | N/A |
| Class BH | 0.70% | 0.20% | Distributing | N/A |
| Class D | 0.70% | 0.20% | Accumulating | N/A |
| Class DH | 0.70% | 0.20% | Accumulating | N/A |
| Class D2 | 1.50% | 0.20% | Accumulating | N/A |
| Class D2H | 1.50% | 0.20% | Accumulating | N/A |
| Class D3H | 1.50% | 0.20% | Distributing | N/A |
| Class D3H | 1.50% | 0.20% | Distributing | N/A |
| Class E | 0.70% | 0.20% | Distributing | N/A |
| Class EH | 0.70% | 0.20% | Distributing | N/A |
| Class M | 2.00% | 0.20% | Accumulating | N/A |
| Class MH | 2.00% | 0.20% | Accumulating | N/A |
| Class M2 | 2.50% | 0.20% | Accumulating | N/A |
| Class M2H | 2.50% | 0.20% | Accumulating | N/A |
| Class M3 | 2.50% | 0.20% | Distributing | N/A |

| | | | | |
|-----------------------------|-------|-------|--------------|-----|
| Class M3H | 2.50% | 0.20% | Distributing | N/A |
| Privileged share classes | | | | |
| Class C | 0.35% | 0.20% | Distributing | N/A |
| Class CH | 0.35% | 0.20% | Distributing | N/A |
| Class Cx | 0.35% | 0.20% | Distributing | N/A |
| Class CxH | 0.35% | 0.20% | Distributing | N/A |
| Class F | 0.35% | 0.20% | Accumulating | N/A |
| Class FH | 0.35% | 0.20% | Accumulating | N/A |
| Class G | 0.35% | 0.20% | Distributing | N/A |
| Class GH | 0.35% | 0.20% | Distributing | N/A |
| Class S | 0.35% | 0.20% | Accumulating | N/A |
| Class SH | 0.35% | 0.20% | Accumulating | N/A |
| Institutional share classes | | | | |
| Class I | 0.35% | 0.16% | Accumulating | N/A |
| Class IH | 0.35% | 0.16% | Accumulating | N/A |
| Class IB | 0.35% | 0.16% | Distributing | N/A |
| Class IBx | 0.35% | 0.16% | Distributing | N/A |
| Class IBH | 0.35% | 0.16% | Distributing | N/A |
| Class IBxH | 0.35% | 0.16% | Distributing | N/A |
| Class IE | 0.35% | 0.16% | Distributing | N/A |
| Class IEH | 0.35% | 0.16% | Distributing | N/A |
| Class K | 0.35% | 0.16% | Accumulating | N/A |
| Class KH | 0.35% | 0.16% | Accumulating | N/A |
| Class K1 | 0.35% | 0.16% | Accumulating | N/A |
| Class K1H | 0.35% | 0.16% | Accumulating | N/A |
| Class K2 | 0.35% | 0.16% | Accumulating | N/A |
| Class K2H | 0.35% | 0.16% | Accumulating | N/A |
| Class K3 | 0.35% | 0.16% | Accumulating | N/A |
| Class K3H | 0.35% | 0.16% | Accumulating | N/A |
| Class Z | 0.00% | 0.00% | Accumulating | N/A |
| Class ZH | 0.00% | 0.00% | Accumulating | N/A |
| Class ZB | 0.00% | 0.00% | Distributing | N/A |
| Class ZBH | 0.00% | 0.00% | Distributing | N/A |

See Section 3.1 for a more detailed description of all Fees and Expenses.

v) Robeco Global SDG Equities

Investment policy

Objective The Sub-fund has as its sustainable investment objective to advance the United Nations Sustainable Development Goals (UN SDGs) by investing in companies whose business models and operational practices are aligned with targets defined by the 17 UN SDGs. In addition to pursuing the sustainable investment objective, the Sub-fund at the same time aims to provide long term capital growth.

Strategy The Sub-fund will take exposure of at least two-thirds of its total assets to equities of companies all over the world, which includes companies incorporated or having the major part of their business activities in mature economies (developed markets) as well as in developing economies (emerging markets) and exhibiting a high level of sustainability and which present a positive influence on the United Nations Sustainable Development Goals.

The Sub-fund has sustainable investment as its objective, within the meaning of Article 9 of the Regulation (EU) 2019/2088 of 27 November 2019 on sustainability-related disclosures in the financial sector. The Sub-fund strives for economic results, while at the same time pursuing sustainable investment objectives which are further explained in Appendix VIII. The strategy integrates sustainability criteria as part of the stock picking process and through a theme specific sustainability assessment. The portfolio is built on the basis of the eligible investment universe and an internally developed SDG framework for mapping and measuring SDG contributions, about which more information can be obtained via the website <https://www.robeco.com/en-int/sustainable-investing/sdgs>.

The Sub-fund is actively managed. The securities selected for the Sub-fund's investment universe may be components of the benchmark, but securities outside the benchmark may be selected too. The investment policy is not constrained by a benchmark but the Sub-fund uses a benchmark for comparison purposes. The Portfolio Manager has discretion over the composition of the portfolio subject to the investment objectives. The Sub-fund can deviate substantially from the issuer, country, currency and sector weightings of the benchmark. There are no restrictions on the deviation from the benchmark.

The benchmark is a broad market weighted index that is not consistent with the sustainable objective of the Sub-fund.

*Financial Instruments
and Investment
Restrictions*

With due consideration given to the investment restrictions and to the extent permitted by the applicable legislation, the Sub-fund may invest in equities, convertible bonds, bonds, units of UCITS and/or other UCIs and derivatives to achieve the investment goals of the Sub-fund.

The Sub-fund is allowed to invest in money market instruments, bank deposits (other than deposits at sight) and other eligible liquid assets for treasury purposes and in case of unfavourable market conditions.

The Sub-fund may hold up to 20% of its net assets in ancillary liquid assets (bank deposits at sight, such as cash held in current accounts). Under exceptionally unfavourable market conditions and if justified in the interest of the Shareholders, the Sub-fund may temporarily exceed the aforementioned limit for investment in ancillary liquid assets and other liquid instruments.

Except for a maximum of 10% of its net assets (as permitted by investment restriction I (2) in Appendix II), the Sub-fund will (without limiting the possibility to invest in compliance with its investment policy in assets referred to under investment restrictions I (1) c), d), e) and f)) only invest in transferable securities and money market instruments traded or listed on markets falling under investment restrictions I (1) a) and b).

For the purpose of gaining exposure to shares of companies of the People's Republic of China ("PRC") listed in China, the Sub-fund may invest up to 10% of its net assets in China A-shares (via QFI and/or Stock Connect programmes) and China B-shares issued by companies in the PRC and listed on PRC stock exchanges. At least one month's prior notice will be given to Investors if the Sub-fund intends to invest more than 10% of its net assets in China A-shares and China B-shares and the Prospectus will be updated accordingly.

Exchange traded and over-the-counter derivatives are permitted, including but not limited to futures, swaps and currency forwards. Whilst the Sub-fund may use derivatives for hedging and liquidity management (including the usage to manage currency and market exposures in a cost-

effective manner), it does not intend to utilize derivatives extensively for such purposes. The Sub-fund will use derivatives non-extensively in accordance with its investment policy and for efficiently managing the investments of the Sub-fund.

The Sub-fund will not invest directly in:

- options, and
- swaptions.

Currency The Sub-fund is exposed to the exchange rate movements of the currencies in which the assets of the Sub-fund are denominated. For the management of the Sub-fund, expectations of currency returns will be taken into consideration when making country allocations/stock selection decisions.

Profile of the typical Investor The Sub-fund is suitable for Investors who want their investment to fully contribute to a sustainable investment objective. It is also suitable for informed and/or experienced Investors wishing to attain defined investment objectives. The Sub-fund does not provide a capital guarantee. The Investor must be able to accept volatility. This Sub-fund is suitable for Investors who can afford to set aside the capital for at least 5-7 years. It can accommodate the investment objective of capital growth, income and/or portfolio diversification.

Please note that such information is provided for reference only and Investors should consider their own circumstances, including without limitation, their own risk tolerance level, financial circumstance, investment objective etc., before making any investment decisions. If in doubt, Investors should seek professional advice.

Risk profile of the Sub-fund In emerging and less developed markets the legal, judicial and regulatory infrastructure is still developing and there may be legal uncertainty both for local market participants and their overseas counterparts. Some markets may carry higher risks for Investors who should therefore ensure that, before investing, they understand the risks involved and are satisfied that despite the substantial risk of loss of investment, their investment is suitable as part of their portfolio.

This Sub-fund might invest in China A-shares. Investments in China A-shares carry increased risks, most notably liquidity and credit risks. For further information on these risks, Investors should refer to the heading "Chinese markets risks" under "Section 4 – Risk Considerations" above.

Also, the investments in equity of companies may involve risks (for example linked to transferable securities and stock markets), such as exchange rates and volatility risks. The Sub-fund's investments are subject to market fluctuations. No assurance can, therefore, be given that the Sub-fund's investment objective will be achieved. It cannot be guaranteed either that the value of a Share in the Sub-fund will not fall below its value at the time of acquisition.

The sustainability risk profile can be split into different sustainability risk sources and is expressed using categories ranging from lowest risk till highest risk. The risk classification relates to both the probability and potential negative impact of sustainability risk on the portfolio return. The classification relates to the portfolio only: there is no comparison to any benchmark.

Robeco distinguishes between sustainability risk of companies and governments. For companies, there is a total risk classification, a classification of environmental risks, a classification of social risks, and a classification of governance risk. The classifications are based on a variety of Environmental, Social, and Governance (ESG) issues provided by a third party that is specialized in the assessment of sustainability risks. The classification provides an indication of the probability and potential impact of an ESG event in the period of one year.

| <i>Company Risk</i> | ← <i>Lowest</i> | <i>Highest</i> → |
|-------------------------------|-----------------|------------------|
| Sustainability Risk (Overall) | X | |
| Environmental Risk | X | |
| Social Risk | | X |
| Governance Risk | | X |

Robeco makes use of a climate risk metric provided by a third party specialized in climate risk. Based on a 1.5-degrees decarbonization pathway, the potential impact of climate transition risk is

estimated. This is a reflection of the potential decarbonization costs for the next 80 years, of which the heavy point is estimated to be approximately in 15 years. This impact on return is compared to the market risk profile of the Sub-fund and turned into risk classification.

| <i>Company Risk</i> | ← <i>Lowest</i> | <i>Highest</i> → |
|-------------------------|-----------------|------------------|
| Climate Transition Risk | X | |

Climate change leads to extreme weather events that may have a negative economic impact on investments. Based on a climate risk model provided by a third party specialized in climate risk, the physical risks that the portfolio is most vulnerable to are assessed. This Sub-fund's primary physical risks are (1) Extreme Heat, (2) Coastal Flooding, and (3) Fluvial Flooding.

Climate risk models are complex and surrounded by a high degree of uncertainty as result of assumptions and availability of data. As result, a change in the methodology may lead to a change in the risk classification. The climate risk model assesses the potential costs for decarbonizing for companies. Active policies and ambitions of companies are not taken into account contrary to the 'ESG' scores that focus on policies and ambitions.

| | |
|--------------------------------------|--|
| Risk considerations for the Sub-fund | <p>Investors should note that, in addition to the above mentioned risks, the Sub-fund may use derivatives for efficient portfolio management- and hedging purposes. Such investments are inherently volatile and the Sub-fund could potentially be exposed to additional risks and costs should the market move against it. Such market conditions could mean that Investors could, in certain circumstances, face minimal or no returns, or may even suffer a loss on such investments.</p> <p>The investment risk will be measured using quantitative techniques. The investment risk of using derivatives is also incorporated in these quantitative techniques. For more information regarding e.g. the exposure calculation method, the maximum leverage or the expected levels of leverage as a result of the use of derivatives as well as a brief explanation as to the basis for such calculation, please consult APPENDIX III – RISK MANAGEMENT PROCESS.</p> |
|--------------------------------------|--|

| | |
|-------------------|---|
| Portfolio Manager | The Management Company has appointed Robeco Schweiz AG as Portfolio Manager. Robeco Schweiz AG is in charge of the day-to-day management of the assets of the Sub-fund. The agreement with Robeco Schweiz AG shall terminate immediately on termination of the Management Company Services Agreement. |
|-------------------|---|

| | |
|---------------|-----|
| Base currency | EUR |
|---------------|-----|

| | |
|---|-----------------|
| Type of Currency Hedged Share Classes (H) | Portfolio Hedge |
|---|-----------------|

| | |
|------------|-----------------|
| Issue date | 30 October 2020 |
|------------|-----------------|

| Share Classes | Management fee | Service fee | Type | Performance Fee portion |
|------------------------------|----------------|-------------|--------------|-------------------------|
| Regular share classes | | | | |
| Class A | 1.50% | 0.16% | Accumulating | N/A |
| Class AH | 1.50% | 0.16% | Accumulating | N/A |
| Class A1 | 1.50% | 0.16% | Distributing | N/A |
| Class A1H | 1.50% | 0.16% | Distributing | N/A |
| Class B | 1.40% | 0.16% | Distributing | N/A |
| Class BH | 1.40% | 0.16% | Distributing | N/A |
| Class D | 1.40% | 0.16% | Accumulating | N/A |
| Class DH | 1.40% | 0.16% | Accumulating | N/A |
| Class D2 | 1.75% | 0.16% | Accumulating | N/A |
| Class D2H | 1.75% | 0.16% | Accumulating | N/A |
| Class D3 | 1.75% | 0.16% | Distributing | N/A |
| Class D3H | 1.75% | 0.16% | Distributing | N/A |

| | | | | |
|-----------------------------|-------|-------|--------------|-----|
| Class E | 1.40% | 0.16% | Distributing | N/A |
| Class EH | 1.40% | 0.16% | Distributing | N/A |
| Class M | 2.25% | 0.16% | Accumulating | N/A |
| Class MH | 2.25% | 0.16% | Accumulating | N/A |
| Class M2 | 2.50% | 0.16% | Accumulating | N/A |
| Class M2H | 2.50% | 0.16% | Accumulating | N/A |
| Class M3 | 2.50% | 0.16% | Distributing | N/A |
| Class M3H | 2.50% | 0.16% | Distributing | N/A |
| Privileged share classes | | | | |
| Class C | 0.70% | 0.16% | Distributing | N/A |
| Class CH | 0.70% | 0.16% | Distributing | N/A |
| Class Cx | 0.70% | 0.16% | Distributing | N/A |
| Class CxH | 0.70% | 0.16% | Distributing | N/A |
| Class F | 0.70% | 0.16% | Accumulating | N/A |
| Class FH | 0.70% | 0.16% | Accumulating | N/A |
| Class G | 0.70% | 0.16% | Distributing | N/A |
| Class GH | 0.70% | 0.16% | Distributing | N/A |
| Class S | 0.50% | 0.16% | Accumulating | N/A |
| Class SH | 0.70% | 0.16% | Accumulating | N/A |
| Institutional share classes | | | | |
| Class I | 0.70% | 0.12% | Accumulating | N/A |
| Class IH | 0.70% | 0.12% | Accumulating | N/A |
| Class IB | 0.70% | 0.12% | Distributing | N/A |
| Class IBx | 0.70% | 0.12% | Distributing | N/A |
| Class IBH | 0.70% | 0.12% | Distributing | N/A |
| Class IBxH | 0.70% | 0.12% | Distributing | N/A |
| Class IE | 0.70% | 0.12% | Distributing | N/A |
| Class K | 0.70% | 0.12% | Accumulating | N/A |
| Class KH | 0.70% | 0.12% | Accumulating | N/A |
| Class K1 | 0.70% | 0.12% | Accumulating | N/A |
| Class K1H | 0.70% | 0.12% | Accumulating | N/A |
| Class K2 | 0.70% | 0.12% | Accumulating | N/A |
| Class K2H | 0.70% | 0.12% | Accumulating | N/A |
| Class K3 | 0.70% | 0.12% | Accumulating | N/A |
| Class K3H | 0.70% | 0.12% | Accumulating | N/A |
| Class Z | 0.00% | 0.00% | Accumulating | N/A |
| Class ZH | 0.00% | 0.00% | Accumulating | N/A |
| Class ZB | 0.00% | 0.00% | Distributing | N/A |
| Class ZBH | 0.00% | 0.00% | Distributing | N/A |

See Section 3.1 for a more detailed description of all Fees and Expenses.

w) Robeco Global SDG Engagement Equities

Investment
policy

Objective The Sub-fund aims to provide long term capital growth while at the same time promoting certain ESG (i.e. Environmental, Social and corporate Governance) characteristics and integrating sustainability risks in the investment process. A primary objective of the Sub-fund is to drive a clear and measurable improvement in a company's contribution to the United Nations Sustainable Development Goals (UN SDGs) over three to five years. The Sub-fund aims to motivate invested companies to improve their fulfilment of the UN SDGs by actively engaging and having an active dialogue with these companies. In addition to pursuing the sustainable investment objective, the Sub-fund at the same time aims to provide long term capital growth.

Strategy The Sub-fund will take exposure of at least two-thirds of its total assets to equities of companies all over the world that mainly operate in mature economies (developed markets). The Sub-fund has a focused, concentrated portfolio with a small number of larger bets.

The Sub-fund takes explicitly into account how a company contributes to the UN SDGs. Contribution on the UN SDGs means how the respective company offers products and services and /or promotes trade customs that contribute to achieving the 17 UN SDGs. The Sub-fund will actively engage with the invested companies and have an active dialogue to motivate these companies to improve their fulfilment of the UN SDGs. It does however not intend to acquire a large percentage of outstanding shares with the purpose of enabling the Sub-fund to significantly influence the management of the invested companies.

The Sub-fund promotes environmental and/or social characteristics within the meaning of Article 8 of the Regulation (EU) 2019/2088 of 27 November 2019 on sustainability-related disclosures in the financial sector. The Sub-fund strives for economic results, while at the same time taking into account environmental, social and governance characteristics which are further explained in Appendix VIII.

The strategy integrates sustainability criteria as part of the stock picking process and through a theme specific sustainability assessment. The portfolio is built on the basis of the eligible investment universe and an internally developed SDG framework for mapping and measuring SDG contributions, about which more information can be obtained via the website <https://www.robeco.com/en-int/sustainable-investing/sdgs>.

The Sub-fund is actively managed. The investment policy is not constrained by a benchmark but the Sub-fund uses a benchmark for comparison purposes. The Sub-fund can deviate substantially from the issuer, country and sector weightings of the benchmark. There are no restrictions on the deviation from the benchmark.

The benchmark is a broad market weighted index that is not consistent with the environmental, social and governance characteristics promoted by the Sub-fund.

Financial Instruments and Investment Restrictions With due consideration given to the investment restrictions and to the extent permitted by the applicable legislation, the Sub-fund may invest in equities, convertible bonds, bonds and derivatives to achieve the investment goals of the Sub-fund.

The Sub-fund is allowed to invest in money market instruments, bank deposits (other than deposits at sight) and other eligible liquid assets for treasury purposes and in case of unfavourable market conditions.

The Sub-fund may hold up to 20% of its net assets in ancillary liquid assets (bank deposits at sight, such as cash held in current accounts). Under exceptionally unfavourable market conditions and if justified in the interest of the Shareholders, the Sub-fund may temporarily exceed the aforementioned limit for investment in ancillary liquid assets and other liquid instruments.

Exchange traded and over-the-counter derivatives are permitted, including but not limited to futures, swaps, options, currency forwards and/or combinations of the above. Whilst the Sub-fund may use derivatives for investment purposes as well as for hedging and efficient portfolio management, it does not intend to utilize derivatives extensively for such purposes.

Currency The Sub-fund is exposed to the exchange rate movements of the currencies in which the assets of the Sub-fund are denominated. For the management of the Sub-fund, expectations of currency returns will be taken into consideration when making country allocations/stock selection decisions.

Profile of the typical Investor The Sub-fund is suitable for Investors who seek ESG considerations to be integrated as binding element in the investment process, while still seeking optimum returns. It is also suitable for informed and/or experienced Investors wishing to attain defined investment objectives. The Sub-fund does not provide a capital guarantee. The Investor must be able to accept volatility. This Sub-fund is suitable for Investors who can afford to set aside the capital for at least 5-7 years. It can accommodate the investment objective of capital growth, income and/or portfolio diversification.

Please note that such information is provided for reference only and Investors should consider their own circumstances, including without limitation, their own risk tolerance level, financial circumstance, investment objective etc., before making any investment decisions. If in doubt, Investors should seek professional advice.

Risk profile of the Sub-fund The investments in equity of companies may involve risks (for example linked to transferable securities and stock markets), such as exchange rates and volatility risks. The Sub-fund's investments are subject to market fluctuations. No assurance can, therefore, be given that the Sub-fund's investment objective will be achieved. It cannot be guaranteed either that the value of a Share in the Sub-fund will not fall below its value at the time of acquisition.

The sustainability risk profile can be split into different sustainability risk sources and is expressed using categories ranging from lowest risk till highest risk. The risk classification relates to both the probability and potential negative impact of sustainability risk on the portfolio return. The classification relates to the portfolio only: there is no comparison to any benchmark.

Robeco distinguishes between sustainability risk of companies and governments. For companies, there is a total risk classification, a classification of environmental risks, a classification of social risks, and a classification of governance risk. The classifications are based on a variety of Environmental, Social, and Governance (ESG) issues provided by a third party that is specialized in the assessment of sustainability risks. The classification provides an indication of the probability and potential impact of an ESG event in the period of one year.

| <i>Company Risk</i> | ← <i>Lowest</i> | <i>Highest</i> → |
|-------------------------------|-----------------|------------------|
| Sustainability Risk (Overall) | | X |
| Environmental Risk | X | |
| Social Risk | | X |
| Governance Risk | | X |

Robeco makes use of a climate risk metric provided by a third party specialized in climate risk. Based on a 1.5-degrees decarbonization pathway, the potential impact of climate transition risk is estimated. This is a reflection of the potential decarbonization costs for the next 80 years, of which the heavy point is estimated to be approximately in 15 years. This impact on return is compared to the market risk profile of the Sub-fund and turned into risk classification.

| <i>Company Risk</i> | ← <i>Lowest</i> | <i>Highest</i> → |
|-------------------------|-----------------|------------------|
| Climate Transition Risk | X | |

Climate change leads to extreme weather events that may have a negative economic impact on investments. Based on a climate risk model provided by a third party specialized in climate risk, the physical risks that the portfolio is most vulnerable to are assessed. This Sub-fund's primary physical risks are (1) Coastal Flooding, (2) Extreme Heat, and (3) Extreme Precipitation.

Climate risk models are complex and surrounded by a high degree of uncertainty as result of assumptions and availability of data. As result, a change in the methodology may lead to a change in the risk

classification. The climate risk model assesses the potential costs for decarbonizing for companies. Active policies and ambitions of companies are not taken into account contrary to the 'ESG' scores that focus on policies and ambitions.

Risk considerations for the Sub-fund Investors should note that, in addition to the above mentioned risks, the Sub-fund may use derivatives as part of its investment strategy and such investments are inherently volatile and the Sub-fund could potentially be exposed to additional risks and costs should the market move against it. Such market conditions could mean that Investors could, in certain circumstances, face minimal or no returns, or may even suffer a loss on such investments.

The investment risk will be measured using quantitative techniques. The investment risk of using derivatives is also incorporated in these quantitative techniques. For more information regarding e.g. the exposure calculation method, the maximum leverage or the expected levels of leverage as a result of the use of derivatives as well as a brief explanation as to the basis for such calculation, please consult [APPENDIX III – RISK MANAGEMENT PROCESS](#).

Base currency USD

Type of Currency Hedged Share Classes (H) Portfolio Hedge

Issue date 6 July 2021

| Share Classes | Management fee | Service fee | Type | Performance Fee portion |
|---------------------------------|----------------|-------------|--------------|-------------------------|
| Regular share classes | | | | |
| Class A | 2.00% | 0.16% | Accumulating | N/A |
| Class AH | 2.00% | 0.16% | Accumulating | N/A |
| Class A1 | 2.00% | 0.16% | Distributing | N/A |
| Class A1H | 2.00% | 0.16% | Distributing | N/A |
| Class B | 1.50% | 0.16% | Distributing | N/A |
| Class BH | 1.50% | 0.16% | Distributing | N/A |
| Class D | 1.50% | 0.16% | Accumulating | N/A |
| Class DH | 1.50% | 0.16% | Accumulating | N/A |
| Class D2 | 2.00% | 0.16% | Accumulating | N/A |
| Class D2H | 2.00% | 0.16% | Accumulating | N/A |
| Class D3 | 2.00% | 0.16% | Distributing | N/A |
| Class D3H | 2.00% | 0.16% | Distributing | N/A |
| Class E | 1.50% | 0.16% | Distributing | N/A |
| Class EH | 1.50% | 0.16% | Distributing | N/A |
| Class M | 2.50% | 0.16% | Accumulating | N/A |
| Class MH | 2.50% | 0.16% | Accumulating | N/A |
| Class M2 | 2.50% | 0.16% | Accumulating | N/A |
| Class M2H | 2.50% | 0.16% | Accumulating | N/A |
| Class M3 | 2.50% | 0.16% | Distributing | N/A |
| Class M3H | 2.50% | 0.16% | Distributing | N/A |
| Privileged share classes | | | | |
| Class C | 0.75% | 0.16% | Distributing | N/A |
| Class CH | 0.75% | 0.16% | Distributing | N/A |
| Class Cx | 0.75% | 0.16% | Distributing | N/A |
| Class CxH | 0.75% | 0.16% | Distributing | N/A |
| Class F | 0.75% | 0.16% | Accumulating | N/A |
| Class FH | 0.75% | 0.16% | Accumulating | N/A |
| Class G | 0.75% | 0.16% | Distributing | N/A |
| Class GH | 0.75% | 0.16% | Distributing | N/A |
| Class S | 0.75% | 0.16% | Accumulating | N/A |
| Class SH | 0.75% | 0.16% | Accumulating | N/A |
| Class X | 0.75% | 0.16% | Accumulating | N/A |
| Class XH | 0.75% | 0.16% | Accumulating | N/A |
| Class XG | 0.75% | 0.16% | Distributing | N/A |
| Class XGH | 0.47% | 0.16% | Distributing | N/A |

| Institutional share classes | | | | |
|-----------------------------|-------|-------|--------------|-----|
| Class I | 0.75% | 0.12% | Accumulating | N/A |
| Class IH | 0.75% | 0.12% | Accumulating | N/A |
| Class IB | 0.75% | 0.12% | Distributing | N/A |
| Class IBx | 0.75% | 0.12% | Distributing | N/A |
| Class IBH | 0.75% | 0.12% | Distributing | N/A |
| Class IBxH | 0.75% | 0.12% | Distributing | N/A |
| Class IE | 0.75% | 0.12% | Distributing | N/A |
| Class K | 0.75% | 0.12% | Accumulating | N/A |
| Class KH | 0.75% | 0.12% | Accumulating | N/A |
| Class K1 | 0.75% | 0.12% | Accumulating | N/A |
| Class K1H | 0.75% | 0.12% | Accumulating | N/A |
| Class K2 | 0.75% | 0.12% | Accumulating | N/A |
| Class K2H | 0.75% | 0.12% | Accumulating | N/A |
| Class K3 | 0.75% | 0.12% | Accumulating | N/A |
| Class K3H | 0.75% | 0.12% | Accumulating | N/A |
| Class Y | 0.75% | 0.12% | Accumulating | N/A |
| Class YH | 0.75% | 0.12% | Accumulating | N/A |
| Class YE | 0.47% | 0.12% | Distributing | N/A |
| Class YEH | 0.47% | 0.12% | Distributing | N/A |
| Class Z | 0.00% | 0.00% | Accumulating | N/A |
| Class ZH | 0.00% | 0.00% | Accumulating | N/A |
| Class ZB | 0.00% | 0.00% | Distributing | N/A |
| Class ZBH | 0.00% | 0.00% | Distributing | N/A |

See Section 3.1 for a more detailed description of all Fees and Expenses.

x) Robeco QI Emerging Markets Sustainable Enhanced Index Equities II

Investment
policy

Objective The aim of the Sub-fund is to provide long term capital growth while at the same time aiming for a better sustainability profile compared to the Benchmark by promoting certain ESG (i.e. Environmental, Social and corporate Governance) characteristics in a multi-dimensional way. Amongst others, the Sub-fund integrates sustainability risks, incorporates Robeco's UN SDG (UN Sustainability Development Goals) scores in the investment process and targets an improved environmental footprint compared to the Benchmark.

Strategy The Sub-fund will take exposure of at least two-thirds of its total assets to equities of companies incorporated or exercising a preponderant part of their economic activities in Emerging Countries.

The Sub-fund is actively managed and uses the Benchmark for asset allocation purposes. The Sub-fund uses a quantitative stock selection strategy which ranks stocks on their expected future relative performance using multiple factors: a strategy focusing on stocks with an attractive valuation (Value); a strategy focusing on stocks of companies with a medium term attractive performance trend (Momentum); a strategy focussing on positive analyst revisions; and a strategy focusing on high quality equities, e.g. companies with low investment and high profitability (Quality). Furthermore short term signals are integrated to capture market dynamics. The securities selected for the Sub-fund's investment universe may be components of the Benchmark, but securities outside the Benchmark may be selected too.

The Sub-fund promotes environmental and/or social characteristics within the meaning of Article 8 of the Regulation (EU) 2019/2088 of 27 November 2019 on sustainability-related disclosures in the financial sector. The Sub-fund strives for economic results, while at the same time taking into account environmental, social and governance characteristics which are further explained in Appendix VIII.

The Sub-fund can deviate from the weightings of the Benchmark to a limited extent. The Management Company has discretion over the composition of the portfolio subject to the investment objectives. Highly ranked stocks are overweighted against the Benchmark, whereas low-ranked stocks are underweighted, resulting in a well-diversified portfolio with a low tracking error relative to the Benchmark of the Sub-fund. The Sub-fund aims to outperform the Benchmark over the long run, whilst still controlling relative risk through the applications of limits (on countries and sectors) to the extent of deviation from the Benchmark. This will consequently limit the deviation of the performance relative to the Benchmark.

The Benchmark is a broad market weighted index that is not consistent with the environmental, social and governance characteristics promoted by the Sub-fund.

*Financial
Instruments and
Investment
Restrictions*

With due consideration given to the investment restrictions and to the extent permitted by the applicable legislation, the Sub-fund may invest in equities, convertible bonds, bonds, units of UCITS and/or other UCIs and derivatives to achieve the investment goals of the Sub-fund.

The Sub-fund is allowed to invest in money market instruments, bank deposits (other than deposits at sight) and other eligible liquid assets for treasury purposes and in case of unfavourable market conditions.

The Sub-fund may hold up to 20% of its net assets in ancillary liquid assets (bank deposits at sight, such as cash held in current accounts). Under exceptionally unfavourable market conditions and if justified in the interest of the Shareholders, the Sub-fund may temporarily exceed the aforementioned limit for investment in ancillary liquid assets and other liquid instruments.

For the purpose of gaining exposure to shares of companies of the People's Republic of China ("PRC") listed in China, the Sub-fund may invest up to 30% of its net assets in China A-shares (via QFI and/or Stock Connect programmes) and China B-shares issued by companies in the PRC and listed on PRC stock exchanges. At least one month's prior notice will be given to Investors if the Sub-fund intends to invest more than 30% of its net assets in China A-shares and China B-shares and the Prospectus will be updated accordingly.

Exchange traded and over-the-counter derivatives are permitted, including but not limited to futures, swaps, options, currency forwards and/or combinations of the above. Whilst the Sub-fund may use derivatives for investment purposes as well as for hedging and efficient portfolio management, it does not intend to utilize derivatives extensively for such purposes.

Currency The Sub-fund is exposed to the exchange rate movements of the currencies in which the assets of the Sub-fund are denominated.

Profile of the typical Investor The Sub-fund is suitable for Investors who want ESG considerations to be integrated as binding element in the investment process, but also to make a contribution to an environmental objective e.g. environmental footprint reduction, in addition to creating returns. It is also suitable for informed and/or experienced Investors wishing to attain defined investment objectives. The Sub-fund does not provide a capital guarantee. The Investor must be able to accept volatility. This Sub-fund is suitable for Investors who can afford to set aside the capital for at least 5-7 years. It can accommodate the investment objective of capital growth, income and/or portfolio diversification.

Please note that such information is provided for reference only and Investors should consider their own circumstances, including without limitation, their own risk tolerance level, financial circumstance, investment objective etc., before making any investment decisions. If in doubt, Investors should seek professional advice.

Risk profile of the Sub-fund In emerging and less developed markets the legal, judicial and regulatory infrastructure is still developing and there may be legal uncertainty both for local market participants and their overseas counterparts. Some markets may carry higher risks for Investors who should therefore ensure that, before investing, they understand the risks involved and are satisfied that despite the substantial risk of loss of investment, their investment is suitable as part of their portfolio.

This Sub-fund might invest in China A-shares. Investments in China A-shares carry increased risks, most notably liquidity and credit risks. For further information on these risks, Investors should refer to the heading "Chinese markets risks" under "Section 4 – Risk Considerations" above.

The investments in equity of companies may involve risks (for example linked to transferable securities and stock markets), such as exchange rates and volatility risks. The Sub-fund's investments are subject to market fluctuations. No assurance can, therefore, be given that the Sub-fund's investment objective will be achieved. It cannot be guaranteed either that the value of a Share in the Sub-fund will not fall below its value at the time of acquisition.

The sustainability risk profile can be split into different sustainability risk sources and is expressed using categories ranging from lowest risk till highest risk. The risk classification relates to both the probability and potential negative impact of sustainability risk on the portfolio return. The classification relates to the portfolio only: there is no comparison to any benchmark.

Robeco distinguishes between sustainability risk of companies and governments. For companies, there is a total risk classification, a classification of environmental risks, a classification of social risks, and a classification of governance risk. The classifications are based on a variety of Environmental, Social, and Governance (ESG) issues provided by a third party that is specialized in the assessment of sustainability risks. The classification provides an indication of the probability and potential impact of an ESG event in the period of one year.

| <i>Company Risk</i> | ← <i>Lowest</i> | <i>Highest</i> → |
|-------------------------------|-----------------|------------------|
| Sustainability Risk (Overall) | | X |
| Environmental Risk | X | |
| Social Risk | | X |
| Governance Risk | | X |

Robeco makes use of a climate risk metric provided by a third party specialized in climate risk. Based on a 1.5-degrees decarbonization pathway, the potential impact of climate transition risk is estimated. This is a reflection of the potential decarbonization costs for the next 80 years, of which the heavy point is estimated to be approximately in 15 years. This impact on return is compared to the market risk profile of the Sub-fund and turned into risk classification.

| <i>Company Risk</i> | ← <i>Lowest</i> | <i>Highest</i> → |
|---------------------|-----------------|------------------|
|---------------------|-----------------|------------------|

Climate Transition Risk

X

Climate change leads to extreme weather events that may have a negative economic impact on investments. Based on a climate risk model provided by a third party specialized in climate risk, the physical risks that the portfolio is most vulnerable to are assessed. This Sub-fund's primary physical risks are (1) Coastal Flooding, (2) Extreme Heat, and (3) Tropical Cyclone.

Climate risk models are complex and surrounded by a high degree of uncertainty as result of assumptions and availability of data. As result, a change in the methodology may lead to a change in the risk classification. The climate risk model assesses the potential costs for decarbonizing for companies. Active policies and ambitions of companies are not taken into account contrary to the 'ESG' scores that focus on policies and ambitions.

Risk considerations for the Sub-fund

Investors should note that, in addition to the above mentioned risks, the Sub-fund may use derivatives as part of its investment strategy and such investments are inherently volatile and the Sub-fund could potentially be exposed to additional risks and costs should the market move against it. Such market conditions could mean that Investors could, in certain circumstances, face minimal or no returns, or may even suffer a loss on such investments.

The investment risk will be measured using quantitative techniques. The investment risk of using derivatives is also incorporated in these quantitative techniques. For more information regarding e.g. the exposure calculation method, the maximum leverage or the expected levels of leverage as a result of the use of derivatives as well as a brief explanation as to the basis for such calculation, please consult [APPENDIX III – RISK MANAGEMENT PROCESS](#).

Base currency USD

Type of Currency Hedged Share Classes (H) Portfolio Hedge

Issue date 23 May 2023

| Share Classes | Management fee | Service fee | Type | Performance Fee portion |
|--------------------------|----------------|-------------|--------------|-------------------------|
| Regular share classes | | | | |
| Class A | 1.50% | 0.20% | Accumulating | N/A |
| Class AH | 1.50% | 0.20% | Accumulating | N/A |
| Class A1 | 1.50% | 0.20% | Distributing | N/A |
| Class A1H | 1.50% | 0.20% | Distributing | N/A |
| Class B | 0.70% | 0.20% | Distributing | N/A |
| Class Ba | 0.70% | 0.20% | Distributing | N/A |
| Class BH | 0.70% | 0.20% | Distributing | N/A |
| Class BaH | 0.70% | 0.20% | Distributing | N/A |
| Class Bx | 0.70% | 0.20% | Distributing | N/A |
| Class BxH | 0.70% | 0.20% | Distributing | N/A |
| Class D | 0.70% | 0.20% | Accumulating | N/A |
| Class DH | 0.70% | 0.20% | Accumulating | N/A |
| Class D2 | 1.50% | 0.20% | Accumulating | N/A |
| Class D2H | 1.50% | 0.20% | Accumulating | N/A |
| Class D3 | 1.50% | 0.20% | Distributing | N/A |
| Class D3H | 1.50% | 0.20% | Distributing | N/A |
| Class E | 0.70% | 0.20% | Distributing | N/A |
| Class EH | 0.70% | 0.20% | Distributing | N/A |
| Class M | 2.00% | 0.20% | Accumulating | N/A |
| Class MH | 2.00% | 0.20% | Accumulating | N/A |
| Class M2 | 2.50% | 0.20% | Accumulating | N/A |
| Class M2H | 2.50% | 0.20% | Accumulating | N/A |
| Class M3 | 2.50% | 0.20% | Distributing | N/A |
| Class M3H | 2.50% | 0.20% | Distributing | N/A |
| Privileged share classes | | | | |

| | | | | |
|-----------------------------|-------|-------|--------------|-----|
| Class C | 0.35% | 0.20% | Distributing | N/A |
| Class CH | 0.35% | 0.20% | Distributing | N/A |
| Class Cx | 0.35% | 0.20% | Distributing | N/A |
| Class CxH | 0.35% | 0.20% | Distributing | N/A |
| Class F | 0.35% | 0.20% | Accumulating | N/A |
| Class FH | 0.35% | 0.20% | Accumulating | N/A |
| Class G | 0.35% | 0.20% | Distributing | N/A |
| Class GH | 0.35% | 0.20% | Distributing | N/A |
| Class S | 0.35% | 0.20% | Accumulating | N/A |
| Class SH | 0.35% | 0.20% | Accumulating | N/A |
| Class X | 0.35% | 0.20% | Accumulating | N/A |
| Class XH | 0.35% | 0.20% | Accumulating | N/A |
| Institutional share classes | | | | |
| Class I | 0.35% | 0.16% | Accumulating | N/A |
| Class IH | 0.35% | 0.16% | Accumulating | N/A |
| Class IB | 0.35% | 0.16% | Distributing | N/A |
| Class IBx | 0.35% | 0.16% | Distributing | N/A |
| Class IBH | 0.35% | 0.16% | Distributing | N/A |
| Class IBxH | 0.35% | 0.16% | Distributing | N/A |
| Class IE | 0.35% | 0.16% | Distributing | N/A |
| Class IEH | 0.35% | 0.16% | Distributing | N/A |
| Class K | 0.35% | 0.16% | Accumulating | N/A |
| Class KE | 0.35% | 0.16% | Distributing | N/A |
| Class KH | 0.35% | 0.16% | Accumulating | N/A |
| Class K1 | 0.35% | 0.16% | Accumulating | N/A |
| Class K1H | 0.35% | 0.16% | Accumulating | N/A |
| Class K2 | 0.35% | 0.16% | Accumulating | N/A |
| Class K2H | 0.35% | 0.16% | Accumulating | N/A |
| Class K3 | 0.35% | 0.16% | Accumulating | N/A |
| Class K3H | 0.35% | 0.16% | Accumulating | N/A |
| Class Y | 0.35% | 0.16% | Accumulating | N/A |
| Class YH | 0.35% | 0.16% | Accumulating | N/A |
| Class Z | 0.00% | 0.00% | Accumulating | N/A |
| Class ZH | 0.00% | 0.00% | Accumulating | N/A |
| Class ZB | 0.00% | 0.00% | Distributing | N/A |
| Class ZBH | 0.00% | 0.00% | Distributing | N/A |

See Section 3.1 for a more detailed description of all Fees and Expenses.

y) Robeco QI Global SDG & Climate Beta Equities

Investment
policy

Objective The Sub-fund has as its sustainable investment objectives to advance the United Nations Sustainable Development Goals (UN SDGs) by investing in companies whose business models and operational practices are aligned with targets defined by the 17 UN SDGs, and aims to reduce the Carbon footprint of the portfolio (and thereby contribute towards the goals of the Paris Agreement to keep the maximum global temperature rise well-below 2°C) in line with the MSCI All Country World EU PAB Overlay Index. In addition to pursuing the sustainable investment objective, the Sub-fund at the same time aims to provide long term capital growth.

Strategy The Sub-fund will take exposure of at least two-thirds of its total assets to equities of companies all over the world. Beta stands for the investment management approach of the Sub-fund that follows the performance of MSCI All Country World Index, allowing for the expression of both positive and negative views on companies by overweighting and underweighting stocks in the MSCI All Country World Index with the sole purpose of pursuing the sustainable investment objectives of the Sub-fund.

The Sub-fund has sustainable investment as its objective, within the meaning of Article 9 of the Regulation (EU) 2019/2088 of 27 November 2019 on sustainability-related disclosures in the financial sector. The Sub-fund takes explicitly into account the contribution of a company to the UN SDGs. The portfolio is built on the basis of the eligible investment universe and an internally developed SDG framework for mapping and measuring SDG contributions, about which more information can be obtained via the website <https://www.robeco.com/en-int/sustainable-investing/sdgs>. The Sub-fund strives for economic results, while at the same time pursuing sustainable investment objectives which are further explained in Appendix VIII.

The Sub-fund is actively managed and uses the Benchmark for asset allocation purposes. The Sub-fund has a well-diversified portfolio with a relative large number of relative small over- and under weights. The securities selected for the Sub-fund's investment universe may be components of the Benchmark, but securities outside the Benchmark may be selected too. The Sub-fund can deviate from the weightings of the Benchmark to a limited extent. The Management Company has discretion over the composition of the portfolio subject to the investment objectives. The Sub-fund aims to perform in line with the Benchmark over the long run, whilst still controlling relative risk through the applications of limits (on currencies, countries and sectors) to the extent of deviation from the Benchmark. This will consequently limit the deviation of the performance relative to the Benchmark.

The Benchmark is a broad market weighted index that is not consistent with the sustainable investment objectives pursued by the Sub-fund.

The Sub-fund will use the MSCI All Country World EU PAB Overlay Index to monitor the carbon profile of the Sub-fund in line with the Paris Agreement requirements on greenhouse gas emission reduction. The MSCI All Country World EU PAB Overlay Index is consistent with the low carbon sustainable investment objective of the Sub-fund. It differs from a broad market index in that the latter does not take into account in its methodology any criteria for alignment with the Paris Agreement on greenhouse gas emission reduction and related exclusions. The methodology used for the calculation of the index can be found on the website of the index administrator (MSCI).

*Financial
Instruments
and Investment
Restrictions*

With due consideration given to the investment restrictions and to the extent permitted by the applicable legislation, the Sub-fund may invest in equities, convertible bonds, securities issued and/or guaranteed by government, public or local authority with a minimum rating of investment grade, non-government bonds, money market instruments, units of UCITS and/or other UCIs and derivatives to achieve the investment goals of the Sub-fund.

The Sub-fund is allowed to invest in money market instruments, bank deposits (other than deposits at sight) and other eligible liquid assets for treasury purposes and in case of unfavourable market conditions.

The Sub-fund may hold up to 20% of its net assets in ancillary liquid assets (bank deposits at sight, such as cash held in current accounts). Under exceptionally unfavourable market conditions and if justified in the interest of the Shareholders, the Sub-fund may temporarily exceed the aforementioned limit for investment in ancillary liquid assets and other liquid instruments.

For the purpose of gaining exposure to shares of companies of the People's Republic of China ("PRC") listed in China, the Sub-fund may invest up to 30% of its net assets in China A-shares (via QFI and/or Stock Connect programmes) and China B-shares issued by companies in the PRC and listed on PRC stock exchanges. At least one month's prior notice will be given to Investors if the Sub-fund intends to invest more than 30% of its net assets in China A-shares and China B-shares and the Prospectus will be updated accordingly.

Exchange traded and over-the-counter derivatives are permitted, including but not limited to futures, swaps and currency forwards. Whilst the Sub-fund may use derivatives for hedging and liquidity management (including the usage to manage currency and market exposures in a cost-effective manner), it does not intend to utilize derivatives extensively for such purposes. The Sub-fund will use derivatives non-extensively in accordance with its investment policy and for efficiently managing the investments of the Sub-fund.

The Sub-fund will not invest directly in:

- options, and
- swaptions.

Currency The Sub-fund is exposed to the exchange rate movements of the currencies in which the assets of the Sub-fund are denominated.

Profile of the typical Investor The Sub-fund is suitable for Investors who want their investment to fully contribute to a sustainable investment objective. It is also suitable for informed and/or experienced Investors wishing to attain defined investment objectives. The Sub-fund does not provide a capital guarantee. The Investor must be able to accept volatility. This Sub-fund is suitable for Investors who can afford to set aside the capital for at least 5-7 years. It can accommodate the investment objective of capital growth, income and/or portfolio diversification.

Please note that such information is provided for reference only and Investors should consider their own circumstances, including without limitation, their own risk tolerance level, financial circumstance, investment objective etc., before making any investment decisions. If in doubt, Investors should seek professional advice.

Risk profile of the Sub-fund In emerging and less developed markets the legal, judicial and regulatory infrastructure are still developing and there may be legal uncertainty both for local market participants and their overseas counterparts. Some markets may carry higher risks for Investors who should therefore ensure that, before investing, they understand the risks involved and are satisfied that despite the substantial risk of loss of investment, their investment is suitable as part of their portfolio.

This Sub-fund might invest in China A-shares. Investments in China A-shares carry increased risks, most notably liquidity and credit risks. For further information on these risks, Investors should refer to the heading "Chinese markets risks" under "Section 4 – Risk Considerations" above.

The investments in equity of companies may involve risks (for example linked to transferable securities and stock markets), such as exchange rates and volatility risks. The Sub-fund's investments are subject to market fluctuations. No assurance can, therefore, be given that the Sub-fund's investment objective will be achieved. It cannot be guaranteed either that the value of a Share in the Sub-fund will not fall below its value at the time of acquisition.

The sustainability risk profile can be split into different sustainability risk sources and is expressed using categories ranging from lowest risk till highest risk. The risk classification relates to both the probability and potential negative impact of sustainability risk on the portfolio return. The classification relates to the portfolio only: there is no comparison to any benchmark.

Robeco distinguishes between sustainability risk of companies and governments. For companies, there is a total risk classification, a classification of environmental risks, a classification of social risks, and a classification of governance risk. The classifications are based on a variety of Environmental, Social, and Governance (ESG) issues provided by a third party that is specialized in the assessment of sustainability risks. The classification provides an indication of the probability and potential impact of an ESG event in the period of one year.

| <i>Company Risk</i> | ← <i>Lowest</i> | <i>Highest</i> → |
|-------------------------------|-----------------|------------------|
| Sustainability Risk (Overall) | X | |
| Environmental Risk | X | |
| Social Risk | | X |
| Governance Risk | X | |

Robeco makes use of a climate risk metric provided by a third party specialized in climate risk. Based on a 1.5-degrees decarbonization pathway, the potential impact of climate transition risk is estimated. This is a reflection of the potential decarbonization costs for the next 80 years, of which the heavy point is estimated to be approximately in 15 years. This impact on return is compared to the market risk profile of the Sub-fund and turned into risk classification.

| <i>Company Risk</i> | ← <i>Lowest</i> | <i>Highest</i> → |
|-------------------------|-----------------|------------------|
| Climate Transition Risk | X | |

Climate change leads to extreme weather events that may have a negative economic impact on investments. Based on a climate risk model provided by a third party specialized in climate risk, the physical risks that the portfolio is most vulnerable to are assessed. This Sub-fund's primary physical risks are (1) Extreme Heat, (2) Coastal Flooding, and (3) Tropical Cyclone.

Climate risk models are complex and surrounded by a high degree of uncertainty as result of assumptions and availability of data. As result, a change in the methodology may lead to a change in the risk classification. The climate risk model assesses the potential costs for decarbonizing for companies. Active policies and ambitions of companies are not taken into account contrary to the 'ESG' scores that focus on policies and ambitions.

| | |
|--------------------------------------|--|
| Risk considerations for the Sub-fund | <p>Investors should note that, in addition to the above mentioned risks, the Sub-fund may use derivatives for efficient portfolio management- and hedging purposes. Such investments are inherently volatile and the Sub-fund could potentially be exposed to additional risks and costs should the market move against it. Such market conditions could mean that Investors could, in certain circumstances, face minimal or no returns, or may even suffer a loss on such investments.</p> <p>The investment risk will be measured using quantitative techniques. The investment risk of using derivatives is also incorporated in these quantitative techniques. For more information regarding e.g. the exposure calculation method, the maximum leverage or the expected levels of leverage as a result of the use of derivatives as well as a brief explanation as to the basis for such calculation, please consult APPENDIX III – RISK MANAGEMENT PROCESS.</p> |
|--------------------------------------|--|

| | |
|---------------|-----|
| Base currency | EUR |
|---------------|-----|

| | |
|---|-----------------|
| Type of Currency Hedged Share Classes (H) | Portfolio Hedge |
|---|-----------------|

| | |
|------------|------------------|
| Issue date | 14 December 2021 |
|------------|------------------|

| Share Classes | Management fee | Service fee | Carbon Offset Expense | Type | Performance Fee portion |
|-----------------------|----------------|-------------|-----------------------|--------------|-------------------------|
| Regular share classes | | | | | |
| Class A | 1.50% | 0.16% | N/A | Accumulating | N/A |
| Class AH | 1.50% | 0.16% | N/A | Accumulating | N/A |
| Class A1 | 1.50% | 0.16% | N/A | Distributing | N/A |
| Class A1H | 1.50% | 0.16% | N/A | Distributing | N/A |
| Class B | 0.50% | 0.16% | N/A | Distributing | N/A |
| Class BH | 0.50% | 0.16% | N/A | Distributing | N/A |

| | | | | | |
|-----------------------------|-------|-------|-------|--------------|-----|
| Class D | 0.50% | 0.16% | N/A | Accumulating | N/A |
| Class DCo | 0.50% | 0.16% | 0.07% | Accumulating | N/A |
| Class DH | 0.50% | 0.16% | N/A | Accumulating | N/A |
| Class DHCo | 0.50% | 0.16% | 0.07% | Accumulating | N/A |
| Class D2 | 1.50% | 0.16% | N/A | Accumulating | N/A |
| Class D2H | 1.50% | 0.16% | N/A | Accumulating | N/A |
| Class D3 | 1.50% | 0.16% | N/A | Distributing | N/A |
| Class D3H | 1.50% | 0.16% | N/A | Distributing | N/A |
| Class E | 0.50% | 0.16% | N/A | Distributing | N/A |
| Class EH | 0.50% | 0.16% | N/A | Distributing | N/A |
| Class M | 1.00% | 0.16% | N/A | Accumulating | N/A |
| Class MH | 1.00% | 0.16% | N/A | Accumulating | N/A |
| Class M2 | 2.50% | 0.16% | N/A | Accumulating | N/A |
| Class M2H | 2.50% | 0.16% | N/A | Accumulating | N/A |
| Class M3 | 2.50% | 0.16% | N/A | Distributing | N/A |
| Class M3H | 2.50% | 0.16% | N/A | Distributing | N/A |
| Privileged share classes | | | | | |
| Class C | 0.25% | 0.16% | N/A | Distributing | N/A |
| Class CH | 0.25% | 0.16% | N/A | Distributing | N/A |
| Class Cx | 0.25% | 0.16% | N/A | Distributing | N/A |
| Class CxH | 0.25% | 0.16% | N/A | Distributing | N/A |
| Class F | 0.25% | 0.16% | N/A | Accumulating | N/A |
| Class FCo | 0.25% | 0.16% | 0.07% | Accumulating | N/A |
| Class FH | 0.25% | 0.16% | N/A | Accumulating | N/A |
| Class FHCo | 0.25% | 0.16% | 0.07% | Accumulating | N/A |
| Class G | 0.25% | 0.16% | N/A | Distributing | N/A |
| Class GH | 0.25% | 0.16% | N/A | Distributing | N/A |
| Class S | 0.25% | 0.16% | N/A | Accumulating | N/A |
| Class SH | 0.25% | 0.16% | N/A | Accumulating | N/A |
| Class X | 0.25% | 0.16% | N/A | Accumulating | N/A |
| Class XH | 0.25% | 0.16% | N/A | Accumulating | N/A |
| Institutional share classes | | | | | |
| Class I | 0.25% | 0.12% | N/A | Accumulating | N/A |
| Class ICo | 0.25% | 0.12% | 0.07% | Accumulating | N/A |
| Class IH | 0.25% | 0.12% | N/A | Accumulating | N/A |
| Class IHCo | 0.25% | 0.12% | 0.07% | Accumulating | N/A |
| Class IB | 0.25% | 0.12% | N/A | Distributing | N/A |
| Class IBx | 0.25% | 0.12% | N/A | Distributing | N/A |
| Class IBH | 0.25% | 0.12% | N/A | Distributing | N/A |
| Class IBxH | 0.25% | 0.12% | N/A | Distributing | N/A |
| Class IE | 0.25% | 0.12% | N/A | Distributing | N/A |
| Class IEH | 0.25% | 0.12% | N/A | Distributing | N/A |
| Class IM | 0.50% | 0.12% | N/A | Accumulating | N/A |
| Class IMH | 0.50% | 0.12% | N/A | Accumulating | N/A |
| Class K | 0.25% | 0.12% | N/A | Accumulating | N/A |
| Class KH | 0.25% | 0.12% | N/A | Accumulating | N/A |
| Class K1 | 0.25% | 0.12% | N/A | Accumulating | N/A |
| Class K1H | 0.25% | 0.12% | N/A | Accumulating | N/A |
| Class K2 | 0.25% | 0.12% | N/A | Accumulating | N/A |
| Class K2H | 0.25% | 0.12% | N/A | Accumulating | N/A |
| Class K3 | 0.25% | 0.12% | N/A | Accumulating | N/A |
| Class K3H | 0.25% | 0.12% | N/A | Accumulating | N/A |
| Class Y | 0.25% | 0.12% | N/A | Accumulating | N/A |
| Class YH | 0.25% | 0.12% | N/A | Accumulating | N/A |
| Class Z | 0.00% | 0.00% | N/A | Accumulating | N/A |
| Class ZH | 0.00% | 0.00% | N/A | Accumulating | N/A |
| Class ZB | 0.00% | 0.00% | N/A | Distributing | N/A |
| Class ZBH | 0.00% | 0.00% | N/A | Distributing | N/A |

See Section 3.1 for a more detailed description of all Fees and Expenses.

z) Robeco Quantum Equities

Investment policy

Objective The aim of the Sub-fund is to provide long term capital growth while at the same time aiming for a better sustainability profile compared to the Benchmark by promoting certain ESG (i.e. Environmental, Social and corporate Governance) characteristics and integrating sustainability risks in the investment process.

Strategy The Sub-fund will take exposure of at least two-thirds of its total assets to equities of companies that mainly operate in mature economies (developed markets) all over the world. The Sub-fund invests systematically in companies exposed to short-term mispricing in a diversified way. In selecting stocks, a systematic and disciplined approach is used in which the attractiveness of stocks is assessed on both technical and sentiment variables, which are then interpreted by quantitative models. 'Quantum' stands for the investment management approach of the Sub-fund that incorporates novel datasets, machine learning techniques and smart algorithms but under which trades are ultimately implemented by the Management Company.

The Sub-fund promotes environmental and/or social characteristics within the meaning of Article 8 of the Regulation (EU) 2019/2088 of 27 November 2019 on sustainability-related disclosures in the financial sector. The Sub-fund strives for economic results, while at the same time taking into account environmental, social and governance characteristics which are further explained in Appendix VIII.

The Sub-fund is actively managed and uses the Benchmark for asset allocation purposes. However, although securities may be components of the Benchmark, securities outside the Benchmark may be selected too. The Sub-fund can deviate from the weightings of the Benchmark. The Management Company has discretion over the composition of the portfolio subject to the investment objectives. The Sub-fund aims to outperform the Benchmark over the long run, whilst still controlling relative risk through the applications of limits (on countries, sectors and issuers) to the extent of deviation from the Benchmark. This will consequently limit the deviation of the performance relative to the Benchmark.

The Benchmark is a broad market weighted index that is not consistent with the environmental, social and governance characteristics promoted by the Sub-fund.

Financial Instruments and Investment Restrictions With due consideration given to the investment restrictions and to the extent permitted by the applicable legislation, the Sub-fund may invest in equities, convertible bonds, bonds, units of UCITS and/or other UCIs and derivatives to achieve the investment goals of the Sub-fund.

The Sub-fund is allowed to invest in money market instruments, bank deposits (other than deposits at sight) and other eligible liquid assets for treasury purposes and in case of unfavourable market conditions.

The Sub-fund may hold up to 20% of its net assets in ancillary liquid assets (bank deposits at sight, such as cash held in current accounts). Under exceptionally unfavourable market conditions and if justified in the interest of the Shareholders, the Sub-fund may temporarily exceed the aforementioned limit for investment in ancillary liquid assets and other liquid instruments.

Exchange traded and over-the-counter derivatives are permitted, including but not limited to futures, swaps, options, currency forwards and/or combinations of the above. Whilst the Sub-fund may use derivatives for investment purposes as well as for hedging and efficient portfolio management, it does not intend to utilize derivatives extensively for such purposes.

Currency The Sub-fund is exposed to the exchange rate movements of the currencies in which the assets of the Sub-fund are denominated.

Profile of the typical Investor The Sub-fund is suitable for Investors who seek ESG considerations to be integrated as binding element in the investment process, while still seeking optimum returns. This Sub-fund is suitable for Investors who see funds as a convenient way of participating in capital market developments. It is also suitable for informed and/or experienced Investors wishing to attain defined investment objectives. The Sub-fund does not provide a capital guarantee. The Investor must be able to accept volatility. This Sub-fund is suitable for Investors who can afford to set aside the capital for at least 5-7 years. It can accommodate the investment objective of capital growth, income and/or portfolio diversification.

Please note that such information is provided for reference only and Investors should consider their own circumstances, including without limitation, their own risk tolerance level, financial circumstance, investment objective etc., before making any investment decisions. If in doubt, Investors should seek professional advice.

Risk profile of the Sub-fund The investments in equity of companies may involve risks (for example linked to transferable securities and stock markets), such as exchange rates and volatility risks. The Sub-fund's investments are subject to market fluctuations. No assurance can, therefore, be given that the Sub-fund's investment objective will be achieved. It cannot be guaranteed either that the value of a Share in the Sub-fund will not fall below its value at the time of acquisition.

The sustainability risk profile can be split into different sustainability risk sources and is expressed using categories ranging from lowest risk till highest risk. The risk classification relates to both the probability and potential negative impact of sustainability risk on the portfolio return. The classification relates to the portfolio only: there is no comparison to any benchmark.

Robeco distinguishes between sustainability risk of companies and governments. For companies, there is a total risk classification, a classification of environmental risks, a classification of social risks, and a classification of governance risk. The classifications are based on a variety of Environmental, Social, and Governance (ESG) issues provided by a third party that is specialized in the assessment of sustainability risks. The classification provides an indication of the probability and potential impact of an ESG event in the period of one year.

| <i>Company Risk</i> | ← <i>Lowest</i> | <i>Highest</i> → |
|-------------------------------|-----------------|------------------|
| Sustainability Risk (Overall) | | X |
| Environmental Risk | X | |
| Social Risk | | X |
| Governance Risk | X | |

Robeco makes use of a climate risk metric provided by a third party specialized in climate risk. Based on a 1.5-degrees decarbonization pathway, the potential impact of climate transition risk is estimated. This is a reflection of the potential decarbonization costs for the next 80 years, of which the heavy point is estimated to be approximately in 15 years. This impact on return is compared to the market risk profile of the Sub-fund and turned into risk classification.

| <i>Company Risk</i> | ← <i>Lowest</i> | <i>Highest</i> → |
|-------------------------|-----------------|------------------|
| Climate Transition Risk | X | |

Climate change leads to extreme weather events that may have a negative economic impact on investments. Based on a climate risk model provided by a third party specialized in climate risk, the physical risks that the portfolio is most vulnerable to are assessed. This Sub-fund's primary physical risks are (1) Extreme Heat, (2) Coastal Flooding, and (3) Fluvial Flooding.

Climate risk models are complex and surrounded by a high degree of uncertainty as result of assumptions and availability of data. As result, a change in the methodology may lead to a change in the risk classification. The climate risk model assesses the potential costs for decarbonizing for companies. Active policies and ambitions of companies are not taken into account contrary to the 'ESG' scores that focus on policies and ambitions.

| | | | | |
|---|---|-------------|--------------|-------------------------|
| Risk considerations for the Sub-fund | <p>Investors should note that, in addition to the above mentioned risks, the Sub-fund may use derivatives as part of its investment strategy and such investments are inherently volatile and the Sub-fund could potentially be exposed to additional risks and costs should the market move against it. Such market conditions could mean that Investors could, in certain circumstances, face minimal or no returns, or may even suffer a loss on such investments.</p> <p>The investment risk will be measured using quantitative techniques. The investment risk of using derivatives is also incorporated in these quantitative techniques. For more information regarding e.g. the exposure calculation method, the maximum leverage or the expected levels of leverage as a result of the use of derivatives as well as a brief explanation as to the basis for such calculation, please consult APPENDIX III – RISK MANAGEMENT PROCESS.</p> | | | |
| Base currency | EUR | | | |
| Type of Currency Hedged Share Classes (H) | Portfolio Hedge | | | |
| Issue date | 21 November 2022 | | | |
| Share Classes | Management fee | Service fee | Type | Performance Fee portion |
| Regular share classes | | | | |
| Class A | 1.50% | 0.16% | Accumulating | N/A |
| Class AH | 1.50% | 0.16% | Accumulating | N/A |
| Class A1 | 1.50% | 0.16% | Distributing | N/A |
| Class A1H | 1.50% | 0.16% | Distributing | N/A |
| Class B | 1.00% | 0.16% | Distributing | N/A |
| Class BH | 1.00% | 0.16% | Distributing | N/A |
| Class Bx | 1.00% | 0.16% | Distributing | N/A |
| Class BxH | 1.00% | 0.16% | Distributing | N/A |
| Class D | 0.80% | 0.16% | Accumulating | N/A |
| Class DH | 1.00% | 0.16% | Accumulating | N/A |
| Class D2 | 1.50% | 0.16% | Accumulating | N/A |
| Class D2H | 1.50% | 0.16% | Accumulating | N/A |
| Class D3 | 1.50% | 0.16% | Distributing | N/A |
| Class D3H | 1.50% | 0.16% | Distributing | N/A |
| Class E | 1.00% | 0.16% | Distributing | N/A |
| Class EH | 1.00% | 0.16% | Distributing | N/A |
| Class M | 2.25% | 0.16% | Accumulating | N/A |
| Class MH | 2.25% | 0.16% | Accumulating | N/A |
| Class M2 | 2.50% | 0.16% | Accumulating | N/A |
| Class M2H | 2.50% | 0.16% | Accumulating | N/A |
| Class M3 | 2.50% | 0.16% | Distributing | N/A |
| Class M3H | 2.50% | 0.16% | Distributing | N/A |
| Privileged share classes | | | | |
| Class C | 0.50% | 0.16% | Distributing | N/A |
| Class CH | 0.50% | 0.16% | Distributing | N/A |
| Class Cx | 0.50% | 0.16% | Distributing | N/A |
| Class CxH | 0.50% | 0.16% | Distributing | N/A |
| Class F | 0.40% | 0.16% | Accumulating | N/A |
| Class FH | 0.50% | 0.16% | Accumulating | N/A |
| Class G | 0.50% | 0.16% | Distributing | N/A |
| Class GH | 0.50% | 0.16% | Distributing | N/A |
| Class S | 0.50% | 0.16% | Accumulating | N/A |
| Class SH | 0.50% | 0.16% | Accumulating | N/A |
| Class X | 0.50% | 0.16% | Accumulating | N/A |
| Class XH | 0.50% | 0.16% | Accumulating | N/A |
| Institutional share classes | | | | |
| Class I | 0.45% | 0.12% | Accumulating | N/A |
| Class IH | 0.55% | 0.12% | Accumulating | N/A |

| | | | | |
|------------|-------|-------|--------------|-----|
| Class IB | 0.55% | 0.12% | Distributing | N/A |
| Class IBx | 0.55% | 0.12% | Distributing | N/A |
| Class IBH | 0.55% | 0.12% | Distributing | N/A |
| Class IBxH | 0.55% | 0.12% | Distributing | N/A |
| Class IE | 0.55% | 0.12% | Distributing | N/A |
| Class IEH | 0.55% | 0.12% | Distributing | N/A |
| Class IM | 0.55% | 0.12% | Accumulating | N/A |
| Class IMB | 0.55% | 0.12% | Distributing | N/A |
| Class IMH | 0.55% | 0.12% | Accumulating | N/A |
| Class K | 0.45% | 0.12% | Accumulating | N/A |
| Class KH | 0.45% | 0.12% | Accumulating | N/A |
| Class K1 | 0.45% | 0.12% | Accumulating | N/A |
| Class K1H | 0.45% | 0.12% | Accumulating | N/A |
| Class K2 | 0.45% | 0.12% | Accumulating | N/A |
| Class K2H | 0.45% | 0.12% | Accumulating | N/A |
| Class K3 | 0.45% | 0.12% | Accumulating | N/A |
| Class K3H | 0.45% | 0.12% | Accumulating | N/A |
| Class Z | 0.00% | 0.00% | Accumulating | N/A |
| Class ZH | 0.00% | 0.00% | Accumulating | N/A |
| Class Z2 | 0.00% | 0.00% | Accumulating | N/A |
| Class Z2H | 0.00% | 0.00% | Accumulating | N/A |
| Class ZB | 0.00% | 0.00% | Distributing | N/A |
| Class ZBH | 0.00% | 0.00% | Distributing | N/A |

See Section 3.1 for a more detailed description of all Fees and Expenses.

aa) Robeco Emerging Markets Ex China Equities

| | |
|--|--|
| Investment policy | <p><i>Objective</i> The aim of the Sub-fund is to provide long term capital growth while at the same time promoting certain ESG (i.e. Environmental, Social and corporate Governance) characteristics and integrating sustainability risks in the investment process.</p> <p><i>Strategy</i> The Sub-fund will take exposure of at least two-thirds of the total assets of the Sub-fund to equities of companies incorporated or exercising a preponderant part of their economic activities in Emerging Countries with the exception of China.</p> <p>The Sub-fund promotes environmental and/or social characteristics within the meaning of Article 8 of the Regulation (EU) 2019/2088 of 27 November 2019 on sustainability-related disclosures in the financial sector. The Sub-fund strives for economic results, while at the same time taking into account environmental, social and governance characteristics which are further explained in Appendix VIII.</p> <p>The Sub-fund is actively managed and uses the Benchmark for asset allocation purposes. However, although securities may be components of the Benchmark, securities outside the Benchmark may be selected too. The Sub-fund can deviate substantially from the weightings of the Benchmark. The Management Company has discretion over the composition of the portfolio subject to the investment objectives. The Sub-fund aims to outperform the Benchmark over the long run, whilst still controlling relative risk through the applications of limits (on countries and sectors) to the extent of deviation from the Benchmark. This will consequently limit the deviation of the performance relative to the Benchmark.</p> <p>The Benchmark is a broad market weighted index that is not consistent with the environmental, social and governance characteristics promoted by the Sub-fund.</p> |
| <i>Financial Instruments and Investment Restrictions</i> | <p>With due consideration given to the investment restrictions and to the extent permitted by the applicable legislation, the Sub-fund may invest in equities, convertible bonds, securities issued and/or guaranteed by government, public or local authority with a minimum rating of investment grade or higher, non-government bonds and derivatives to achieve the investment goals of the Sub-fund.</p> <p>The Sub-fund is allowed to invest in money market instruments, bank deposits (other than deposits at sight) and other eligible liquid assets for treasury purposes and in case of unfavourable market conditions.</p> <p>The Sub-fund may hold up to 20% of its net assets in ancillary liquid assets (bank deposits at sight, such as cash held in current accounts). Under exceptionally unfavourable market conditions and if justified in the interest of the Shareholders, the Sub-fund may temporarily exceed the aforementioned limit for investment in ancillary liquid assets and other liquid instruments.</p> <p>Except for a maximum of 10% of its net assets (as permitted by investment restriction I (2) in Appendix II), the Sub-fund will (without limiting the possibility to invest in compliance with its investment policy in assets referred to under investment restrictions I (1) c), d), e) and f)) only invest in transferable securities and money market instruments traded or listed on markets falling under investment restrictions I (1) a) and b).</p> <p>The Sub-fund may invest up to 10% of its total assets in other UCIs and/or UCITS that may be managed by an Affiliated Entity and/or Shares in Sub-funds of the Company.</p> <p>Exchange traded and over-the-counter derivatives are permitted, including but not limited to futures, swaps, options, currency forwards and/or combinations of the above. Whilst the Sub-fund may use derivatives for investment purposes as well as for hedging and efficient portfolio management, it does not intend to utilize derivatives extensively for such purposes.</p> |
| <i>Currency</i> | <p>The Sub-fund is exposed to the exchange rate movements of the currencies in which the assets of the Sub-fund are denominated. For the management of the Sub-fund, expectations of currency returns will be taken into consideration when making country allocations/stock selection decisions.</p> |
| Profile of the typical Investor | <p>The Sub-fund is suitable for Investors who seek ESG considerations to be integrated as binding element in the investment process, while still seeking optimum returns. This Sub-fund is suitable for Investors who see funds as a convenient way of participating in capital market developments. It is also suitable for informed and/or experienced Investors wishing to attain defined investment objectives. The Sub-fund does not provide a capital guarantee. The Investor must be able to accept substantial volatility. This Sub-fund is</p> |

suitable for Investors who can afford to set aside the capital for at least 5-7 years. It can accommodate the investment objective of capital growth, income and/or portfolio diversification.

Please note that such information is provided for reference only and Investors should consider their own circumstances, including without limitation, their own risk tolerance level, financial circumstance, investment objective etc., before making any investment decisions. If in doubt, Investors should seek professional advice.

Risk profile of the Sub-fund

In emerging and less developed markets the legal, judicial and regulatory infrastructure is still developing and there may be legal uncertainty both for local market participants and their overseas counterparts. Some markets may carry higher risks for Investors who should therefore ensure that, before investing, they understand the risks involved and are satisfied that despite the substantial risk of loss of investment, their investment is suitable as part of their portfolio.

Also, the investments in equity of companies may involve risks (for example linked to transferable securities and stock markets), such as exchange rates and volatility risks. The Sub-fund's investments are subject to market fluctuations. No assurance can, therefore, be given that the Sub-fund's investment objective will be achieved. It cannot be guaranteed either that the value of a Share in the Sub-fund will not fall below its value at the time of acquisition.

The sustainability risk profile can be split into different sustainability risk sources and is expressed using categories ranging from lowest risk till highest risk. The risk classification relates to both the probability and potential negative impact of sustainability risk on the portfolio return. The classification relates to the portfolio only: there is no comparison to any benchmark.

Robeco distinguishes between sustainability risk of companies and governments. For companies, there is a total risk classification, a classification of environmental risks, a classification of social risks, and a classification of governance risk. The classifications are based on a variety of Environmental, Social, and Governance (ESG) issues provided by a third party that is specialized in the assessment of sustainability risks. The classification provides an indication of the probability and potential impact of an ESG event in the period of one year.

| <i>Company Risk</i> | ← <i>Lowest</i> | <i>Highest</i> → |
|-------------------------------|-----------------|------------------|
| Sustainability Risk (Overall) | | X |
| Environmental Risk | X | |
| Social Risk | X | |
| Governance Risk | | X |

Robeco makes use of a climate risk metric provided by a third party specialized in climate risk. Based on a 1.5-degrees decarbonization pathway, the potential impact of climate transition risk is estimated. This is a reflection of the potential decarbonization costs for the next 80 years, of which the heavy point is estimated to be approximately in 15 years. This impact on return is compared to the market risk profile of the Sub-fund and turned into risk classification.

| <i>Company Risk</i> | ← <i>Lowest</i> | <i>Highest</i> → |
|-------------------------|-----------------|------------------|
| Climate Transition Risk | X | |

Climate change leads to extreme weather events that may have a negative economic impact on investments. Based on a climate risk model provided by a third party specialized in climate risk, the physical risks that the portfolio is most vulnerable to are assessed. This Sub-fund's primary physical risks are (1) Extreme Heat, (2) Coastal Flooding, and (3) Tropical Cyclone.

Climate risk models are complex and surrounded by a high degree of uncertainty as result of assumptions and availability of data. As result, a change in the methodology may lead to a change in the risk classification. The climate risk model assesses the potential costs for decarbonizing for companies. Active policies and ambitions of companies are not taken into account contrary to the 'ESG' scores that focus on policies and ambitions.

| Risk considerations for the Sub-fund | <p>Investors should note that, in addition to the above mentioned risks, the Sub-fund may use derivatives as part of its investment strategy and such investments are inherently volatile and the Sub-fund could potentially be exposed to additional risks and costs should the market move against it. Such market conditions could mean that Investors could, in certain circumstances, face minimal or no returns, or may even suffer a loss on such investments.</p> <p>The investment risk will be measured using quantitative techniques. The investment risk of using derivatives is also incorporated in these quantitative techniques. For more information regarding e.g. the exposure calculation method, the maximum leverage or the expected levels of leverage as a result of the use of derivatives as well as a brief explanation as to the basis for such calculation, please consult APPENDIX III – RISK MANAGEMENT PROCESS.</p> | | | |
|---|---|-------------|--------------|-------------------------|
| Base currency | USD | | | |
| Type of Currency Hedged Share Classes (H) | Portfolio Hedge | | | |
| Issue date | 30 November 2023 | | | |
| Share Classes | Management fee | Service fee | Type | Performance Fee portion |
| Regular share classes | | | | |
| Class A | 1.75% | 0.20% | Accumulating | N/A |
| Class AH | 1.75% | 0.20% | Accumulating | N/A |
| Class A1 | 1.75% | 0.20% | Distributing | N/A |
| Class A1H | 1.75% | 0.20% | Distributing | N/A |
| Class B | 1.50% | 0.20% | Distributing | N/A |
| Class Bx | 1.50% | 0.20% | Distributing | N/A |
| Class D | 1.50% | 0.20% | Accumulating | N/A |
| Class DH | 1.50% | 0.20% | Accumulating | N/A |
| Class D2 | 1.75% | 0.20% | Accumulating | N/A |
| Class D2H | 1.75% | 0.20% | Accumulating | N/A |
| Class D3 | 1.75% | 0.20% | Distributing | N/A |
| Class D3H | 1.75% | 0.20% | Distributing | N/A |
| Class E | 1.50% | 0.20% | Distributing | N/A |
| Class EH | 1.50% | 0.20% | Distributing | N/A |
| Class M | 2.00% | 0.20% | Accumulating | N/A |
| Class MB | 2.00% | 0.20% | Distributing | N/A |
| Class MBx | 2.00% | 0.20% | Distributing | N/A |
| Class MBxH | 2.00% | 0.20% | Distributing | N/A |
| Class MH | 2.00% | 0.20% | Accumulating | N/A |
| Class M2 | 2.50% | 0.20% | Accumulating | N/A |
| Class M2H | 2.50% | 0.20% | Accumulating | N/A |
| Class M3 | 2.50% | 0.20% | Distributing | N/A |
| Class M3H | 2.50% | 0.20% | Distributing | N/A |
| Privileged share classes | | | | |
| Class C | 0.75% | 0.20% | Distributing | N/A |
| Class CH | 0.75% | 0.20% | Distributing | N/A |
| Class Cx | 0.75% | 0.20% | Distributing | N/A |
| Class CxH | 0.75% | 0.20% | Distributing | N/A |
| Class F | 0.75% | 0.20% | Accumulating | N/A |
| Class FH | 0.75% | 0.20% | Accumulating | N/A |
| Class G | 0.75% | 0.20% | Distributing | N/A |
| Class GH | 0.75% | 0.20% | Distributing | N/A |
| Class S | 0.75% | 0.20% | Accumulating | N/A |
| Class SH | 0.75% | 0.20% | Accumulating | N/A |
| Institutional share classes | | | | |
| Class I | 0.80% | 0.16% | Accumulating | N/A |
| Class IH | 0.80% | 0.16% | Accumulating | N/A |
| Class IB | 0.80% | 0.16% | Distributing | N/A |
| Class IBx | 0.80% | 0.16% | Distributing | N/A |

| | | | | |
|------------|-------|-------|--------------|-----|
| Class IBH | 0.80% | 0.16% | Distributing | N/A |
| Class IBxH | 0.80% | 0.16% | Distributing | N/A |
| Class IE | 0.80% | 0.16% | Distributing | N/A |
| Class IM | 1.00% | 0.16% | Accumulating | N/A |
| Class IMB | 1.00% | 0.16% | Distributing | N/A |
| Class IMH | 1.00% | 0.16% | Accumulating | N/A |
| Class J | 0.80% | 0.16% | Accumulating | N/A |
| Class K | 0.80% | 0.16% | Accumulating | N/A |
| Class KH | 0.80% | 0.16% | Accumulating | N/A |
| Class K1 | 0.80% | 0.16% | Accumulating | N/A |
| Class K1H | 0.80% | 0.16% | Accumulating | N/A |
| Class K2 | 0.80% | 0.16% | Accumulating | N/A |
| Class K2H | 0.80% | 0.16% | Accumulating | N/A |
| Class K3 | 0.80% | 0.16% | Accumulating | N/A |
| Class K3H | 0.80% | 0.16% | Accumulating | N/A |
| Class Z | 0.00% | 0.00% | Accumulating | N/A |
| Class ZH | 0.00% | 0.00% | Accumulating | N/A |
| Class ZB | 0.00% | 0.00% | Distributing | N/A |
| Class ZBH | 0.00% | 0.00% | Distributing | N/A |

See Section 3.1 for a more detailed description of all Fees and Expenses.

bb) Robeco Emerging Markets SDG Equities

Investment policy

Objective The Sub-fund has as its sustainable investment objective to advance the United Nations Sustainable Development Goals (UN SDGs) by investing in companies whose business models and operational practices are aligned with targets defined by the 17 UN SDGs. In addition to pursuing the sustainable investment objective, the Sub-fund at the same time aims to provide long term capital growth.

Strategy The Sub-fund will take exposure of at least two-thirds of its total assets to equities of companies incorporated or exercising a preponderant part of their economic activities in Emerging Countries and exhibiting a high level of sustainability and which present a positive influence on the United Nations Sustainable Development Goals. The Sub-fund's portfolio has a focused, concentrated portfolio with a small number of larger bets.

The Sub-fund has sustainable investment as its objective, within the meaning of Article 9 of the Regulation (EU) 2019/2088 of 27 November 2019 on sustainability-related disclosures in the financial sector. The Sub-fund strives for economic results, while at the same time pursuing sustainable investment objectives which are further explained in Appendix VIII. The strategy integrates sustainability criteria as part of the stock picking process and through a theme specific sustainability assessment. The portfolio is built on the basis of the eligible investment universe and an internally developed SDG framework for mapping and measuring SDG contributions, about which more information can be obtained via the website <https://www.robeco.com/en-int/sustainable-investing/sdgs>.

The Sub-fund is actively managed. The securities selected for the Sub-fund's investment universe may be components of the benchmark, but securities outside the benchmark may be selected too. The investment policy is not constrained by a benchmark but the Sub-fund uses a benchmark for comparison purposes. The Management Company has discretion over the composition of the portfolio subject to the investment objectives. The Sub-fund can deviate substantially from the issuer, country, currency and sector weightings of the benchmark. There are no restrictions on the deviation from the benchmark.

The benchmark is a broad market weighted index that is not consistent with the sustainable objective of the Sub-fund.

Financial Instruments and Investment Restrictions

With due consideration given to the investment restrictions and to the extent permitted by the applicable legislation, the Sub-fund may invest in equities, convertible bonds, bonds, units of UCITS and/or other UCIs and derivatives to achieve the investment goals of the Sub-fund.

The Sub-fund is allowed to invest in money market instruments, bank deposits (other than deposits at sight) and other eligible liquid assets for treasury purposes and in case of unfavourable market conditions.

The Sub-fund may hold up to 20% of its net assets in ancillary liquid assets (bank deposits at sight, such as cash held in current accounts). Under exceptionally unfavourable market conditions and if justified in the interest of the Shareholders, the Sub-fund may temporarily exceed the aforementioned limit for investment in ancillary liquid assets and other liquid instruments.

Except for a maximum of 10% of its net assets (as permitted by investment restriction I (2) in Appendix II), the Sub-fund will (without limiting the possibility to invest in compliance with its investment policy in assets referred to under investment restrictions I (1) c), d), e) and f)) only invest in transferable securities and money market instruments traded or listed on markets falling under investment restrictions I (1) a) and b).

For the purpose of gaining exposure to shares of companies of the People's Republic of China ("PRC") listed in China, the Sub-fund may invest up to 30% of its net assets in China A-shares (via QFI and/or Stock Connect programmes) and China B-shares issued by companies in the PRC and listed on PRC stock exchanges. At least one month's prior notice will be given to Investors if the Sub-fund intends to invest more than 30% of its net assets in China A-shares and China B-shares and the Prospectus will be updated accordingly.

Exchange traded and over-the-counter derivatives are permitted, including but not limited to futures, swaps and currency forwards. Whilst the Sub-fund may use derivatives for hedging and liquidity management (including the usage to manage currency and market exposures in a cost-effective manner), it does not intend to utilize derivatives extensively for such purposes. The Sub-fund will use derivatives non-

extensively in accordance with its investment policy and for efficiently managing the investments of the Sub-fund.

The Sub-fund will not invest directly in:

- options, and
- swaptions.

Currency The Sub-fund is exposed to the exchange rate movements of the currencies in which the assets of the Sub-fund are denominated. For the management of the Sub-fund, expectations of currency returns will be taken into consideration when making country allocations/stock selection decisions.

Profile of the typical Investor The Sub-fund is suitable for Investors who want their investment to fully contribute to a sustainable investment objective. It is also suitable for informed and/or experienced Investors wishing to attain defined investment objectives. The Sub-fund does not provide a capital guarantee. The Investor must be able to accept volatility. This Sub-fund is suitable for Investors who can afford to set aside the capital for at least 5-7 years. It can accommodate the investment objective of capital growth, income and/or portfolio diversification.

Please note that such information is provided for reference only and Investors should consider their own circumstances, including without limitation, their own risk tolerance level, financial circumstance, investment objective etc., before making any investment decisions. If in doubt, Investors should seek professional advice.

Risk profile of the Sub-fund In emerging and less developed markets the legal, judicial and regulatory infrastructure is still developing and there may be legal uncertainty both for local market participants and their overseas counterparts. Some markets may carry higher risks for Investors who should therefore ensure that, before investing, they understand the risks involved and are satisfied that despite the substantial risk of loss of investment, their investment is suitable as part of their portfolio.

This Sub-fund might invest in China A-shares. Investments in China A-shares carry increased risks, most notably liquidity and credit risks. For further information on these risks, Investors should refer to the heading "Chinese markets risks" under "Section 4 – Risk Considerations" above.

Also, the investments in equity of companies may involve risks (for example linked to transferable securities and stock markets), such as exchange rates and volatility risks. The Sub-fund's investments are subject to market fluctuations. No assurance can, therefore, be given that the Sub-fund's investment objective will be achieved. It cannot be guaranteed either that the value of a Share in the Sub-fund will not fall below its value at the time of acquisition.

The sustainability risk profile can be split into different sustainability risk sources and is expressed using categories ranging from lowest risk till highest risk. The risk classification relates to both the probability and potential negative impact of sustainability risk on the portfolio return. The classification relates to the portfolio only: there is no comparison to any benchmark.

Robeco distinguishes between sustainability risk of companies and governments. For companies, there is a total risk classification, a classification of environmental risks, a classification of social risks, and a classification of governance risk. The classifications are based on a variety of Environmental, Social, and Governance (ESG) issues provided by a third party that is specialized in the assessment of sustainability risks. The classification provides an indication of the probability and potential impact of an ESG event in the period of one year.

| <i>Company Risk</i> | ← <i>Lowest</i> | <i>Highest</i> → |
|-------------------------------|-----------------|------------------|
| Sustainability Risk (Overall) | | X |
| Environmental Risk | X | |
| Social Risk | X | |
| Governance Risk | | X |

Robeco makes use of a climate risk metric provided by a third party specialized in climate risk. Based on a 1.5-degrees decarbonization pathway, the potential impact of climate transition risk is estimated. This is a reflection of the potential decarbonization costs for the next 80 years, of which the heavy point is

estimated to be approximately in 15 years. This impact on return is compared to the market risk profile of the Sub-fund and turned into risk classification.

| | | |
|-------------------------|-----------------|------------------|
| <i>Company Risk</i> | ← <i>Lowest</i> | <i>Highest</i> → |
| Climate Transition Risk | X | |

Climate change leads to extreme weather events that may have a negative economic impact on investments. Based on a climate risk model provided by a third party specialized in climate risk, the physical risks that the portfolio is most vulnerable to are assessed. This Sub-fund's primary physical risks are (1) Extreme Heat, (2) Coastal Flooding, and (3) Fluvial Flooding.

Climate risk models are complex and surrounded by a high degree of uncertainty as result of assumptions and availability of data. As result, a change in the methodology may lead to a change in the risk classification. The climate risk model assesses the potential costs for decarbonizing for companies. Active policies and ambitions of companies are not taken into account contrary to the 'ESG' scores that focus on policies and ambitions.

Risk considerations for the Sub-fund Investors should note that, in addition to the above mentioned risks, the Sub-fund may use derivatives for efficient portfolio management- and hedging purposes. Such investments are inherently volatile and the Sub-fund could potentially be exposed to additional risks and costs should the market move against it. Such market conditions could mean that Investors could, in certain circumstances, face minimal or no returns, or may even suffer a loss on such investments.

The investment risk will be measured using quantitative techniques. The investment risk of using derivatives is also incorporated in these quantitative techniques. For more information regarding e.g. the exposure calculation method, the maximum leverage or the expected levels of leverage as a result of the use of derivatives as well as a brief explanation as to the basis for such calculation, please consult [APPENDIX III – RISK MANAGEMENT PROCESS](#).

Base currency USD

Type of Currency Hedged Share Classes (H) Portfolio Hedge

Issue date To be determined by the Company

| Share Classes | Management fee | Service fee | Type | Performance Fee portion |
|-----------------------|----------------|-------------|--------------|-------------------------|
| Regular share classes | | | | |
| Class A | 1.75% | 0.20% | Accumulating | N/A |
| Class AH | 1.75% | 0.20% | Accumulating | N/A |
| Class A1 | 1.75% | 0.20% | Distributing | N/A |
| Class A1H | 1.75% | 0.20% | Distributing | N/A |
| Class B | 1.50% | 0.20% | Distributing | N/A |
| Class BH | 1.50% | 0.20% | Distributing | N/A |
| Class D | 1.50% | 0.20% | Accumulating | N/A |
| Class DH | 1.50% | 0.20% | Accumulating | N/A |
| Class D2 | 1.75% | 0.20% | Accumulating | N/A |
| Class D2H | 1.75% | 0.20% | Accumulating | N/A |
| Class D3 | 1.75% | 0.20% | Distributing | N/A |
| Class D3H | 1.75% | 0.20% | Distributing | N/A |
| Class E | 1.50% | 0.20% | Distributing | N/A |
| Class EH | 1.50% | 0.20% | Distributing | N/A |
| Class M | 2.00% | 0.20% | Accumulating | N/A |
| Class MH | 2.00% | 0.20% | Accumulating | N/A |
| Class M2 | 2.50% | 0.20% | Accumulating | N/A |
| Class M2H | 2.50% | 0.20% | Accumulating | N/A |
| Class M3 | 2.50% | 0.20% | Distributing | N/A |

| | | | | |
|-----------------------------|-------|-------|--------------|-----|
| Class M3H | 2.50% | 0.20% | Distributing | N/A |
| Privileged share classes | | | | |
| Class C | 0.75% | 0.20% | Distributing | N/A |
| Class CH | 0.75% | 0.20% | Distributing | N/A |
| Class Cx | 0.75% | 0.20% | Distributing | N/A |
| Class CxH | 0.75% | 0.20% | Distributing | N/A |
| Class F | 0.75% | 0.20% | Accumulating | N/A |
| Class FH | 0.75% | 0.20% | Accumulating | N/A |
| Class G | 0.75% | 0.20% | Distributing | N/A |
| Class GH | 0.75% | 0.20% | Distributing | N/A |
| Class S | 0.75% | 0.20% | Accumulating | N/A |
| Class SH | 0.75% | 0.20% | Accumulating | N/A |
| Institutional share classes | | | | |
| Class I | 0.80% | 0.16% | Accumulating | N/A |
| Class IH | 0.80% | 0.16% | Accumulating | N/A |
| Class IB | 0.80% | 0.16% | Distributing | N/A |
| Class IBx | 0.80% | 0.16% | Distributing | N/A |
| Class IBH | 0.80% | 0.16% | Distributing | N/A |
| Class IBxH | 0.80% | 0.16% | Distributing | N/A |
| Class IE | 0.80% | 0.16% | Distributing | N/A |
| Class K | 0.80% | 0.16% | Accumulating | N/A |
| Class KH | 0.80% | 0.16% | Accumulating | N/A |
| Class K1 | 0.80% | 0.16% | Accumulating | N/A |
| Class K1H | 0.80% | 0.16% | Accumulating | N/A |
| Class K2 | 0.80% | 0.16% | Accumulating | N/A |
| Class K2H | 0.80% | 0.16% | Accumulating | N/A |
| Class K3 | 0.80% | 0.16% | Accumulating | N/A |
| Class K3H | 0.80% | 0.16% | Accumulating | N/A |
| Class Z | 0.00% | 0.00% | Accumulating | N/A |
| Class ZH | 0.00% | 0.00% | Accumulating | N/A |
| Class ZB | 0.00% | 0.00% | Distributing | N/A |
| Class ZBH | 0.00% | 0.00% | Distributing | N/A |

See Section 3.1 for a more detailed description of all Fees and Expenses.

cc) Robeco Emerging Markets SDG Engagement Equities

Investment policy

Objective The Sub-fund aims to provide long term capital growth while at the same time promoting certain ESG (i.e. Environmental, Social and corporate Governance) characteristics and integrating sustainability risks in the investment process. A primary objective of the Sub-fund is to drive a clear and measurable improvement in a company's contribution to the United Nations Sustainable Development Goals (UN SDGs) over three to five years. The Sub-fund aims to motivate invested companies to improve their fulfilment of the UN SDGs by actively engaging and having an active dialogue with these companies.

Strategy The Sub-fund will take exposure of at least two-thirds of its total assets to equities of companies incorporated or exercising a preponderant part of their economic activities in Emerging Countries. The Sub-fund has a focused, concentrated portfolio with a small number of larger bets.

The Sub-fund takes explicitly into account how a company contributes to the UN SDGs. Contribution on the UN SDGs means how the respective company offers products and services and /or promotes trade customs that contribute to achieving the 17 UN SDGs. The Sub-fund will actively engage with the invested companies and have an active dialogue to motivate these companies to improve their fulfilment of the UN SDGs. It does however not intend to acquire a large percentage of outstanding shares with the purpose of enabling the Sub-fund to significantly influence the management of the invested companies.

The Sub-fund promotes environmental and/or social characteristics within the meaning of Article 8 of the Regulation (EU) 2019/2088 of 27 November 2019 on sustainability-related disclosures in the financial sector. The Sub-fund strives for economic results, while at the same time taking into account environmental, social and governance characteristics which are further explained in Appendix VIII.

The strategy integrates sustainability criteria as part of the stock picking process and through a theme specific sustainability assessment. The portfolio is built on the basis of the eligible investment universe and an internally developed SDG framework for mapping and measuring SDG contributions, about which more information can be obtained via the website <https://www.robeco.com/en-int/sustainable-investing/sdgs>.

The Sub-fund is actively managed. The investment policy is not constrained by a benchmark but the Sub-fund uses a benchmark for comparison purposes. The Sub-fund can deviate substantially from the issuer, country and sector weightings of the benchmark. There are no restrictions on the deviation from the benchmark.

The benchmark is a broad market weighted index that is not consistent with the environmental, social and governance characteristics promoted by the Sub-fund.

Financial Instruments and Investment Restrictions With due consideration given to the investment restrictions and to the extent permitted by the applicable legislation, the Sub-fund may invest in equities, convertible bonds, bonds and derivatives to achieve the investment goals of the Sub-fund.

The Sub-fund is allowed to invest in money market instruments, bank deposits (other than deposits at sight) and other eligible liquid assets for treasury purposes and in case of unfavourable market conditions.

The Sub-fund may hold up to 20% of its net assets in ancillary liquid assets (bank deposits at sight, such as cash held in current accounts). Under exceptionally unfavourable market conditions and if justified in the interest of the Shareholders, the Sub-fund may temporarily exceed the aforementioned limit for investment in ancillary liquid assets and other liquid instruments.

Except for a maximum of 10% of its net assets (as permitted by investment restriction I (2) in Appendix II), the Sub-fund will (without limiting the possibility to invest in compliance with its investment policy in assets referred to under investment restrictions I (1) c), d), e) and f)) only invest in transferable securities and money market instruments traded or listed on markets falling under investment restrictions I (1) a) and b).

For the purpose of gaining exposure to shares of companies of the People's Republic of China ("PRC") listed in China, the Sub-fund may invest up to 30% of its net assets in China A-shares (via QFI and/or Stock Connect programmes) and China B-shares issued by companies in the PRC and listed on PRC stock exchanges. At least one month's prior notice will be given to Investors if the Sub-fund intends to invest

more than 30% of its net assets in China A-shares and China B-shares and the Prospectus will be updated accordingly.

Exchange traded and over-the-counter derivatives are permitted, including but not limited to futures, swaps, options, currency forwards and/or combinations of the above. Whilst the Sub-fund may use derivatives for investment purposes as well as for hedging and efficient portfolio management, it does not intend to utilize derivatives extensively for such purposes.

Currency The Sub-fund is exposed to the exchange rate movements of the currencies in which the assets of the Sub-fund are denominated. For the management of the Sub-fund, expectations of currency returns will be taken into consideration when making country allocations/stock selection decisions.

Profile of the typical Investor The Sub-fund is suitable for Investors who seek ESG considerations to be integrated as binding element in the investment process, while still seeking optimum returns. It is also suitable for informed and/or experienced Investors wishing to attain defined investment objectives. The Sub-fund does not provide a capital guarantee. The Investor must be able to accept volatility. This Sub-fund is suitable for Investors who can afford to set aside the capital for at least 5-7 years. It can accommodate the investment objective of capital growth, income and/or portfolio diversification.

Please note that such information is provided for reference only and Investors should consider their own circumstances, including without limitation, their own risk tolerance level, financial circumstance, investment objective etc., before making any investment decisions. If in doubt, Investors should seek professional advice.

Risk profile of the Sub-fund In emerging and less developed markets the legal, judicial and regulatory infrastructure is still developing and there may be legal uncertainty both for local market participants and their overseas counterparts. Some markets may carry higher risks for Investors who should therefore ensure that, before investing, they understand the risks involved and are satisfied that despite the substantial risk of loss of investment, their investment is suitable as part of their portfolio.

This Sub-fund might invest in China A-shares. Investments in China A-shares carry increased risks, most notably liquidity and credit risks. For further information on these risks, Investors should refer to the heading "Chinese markets risks" under "Section 4 – Risk Considerations" above.

Also, the investments in equity of companies may involve risks (for example linked to transferable securities and stock markets), such as exchange rates and volatility risks. The Sub-fund's investments are subject to market fluctuations. No assurance can, therefore, be given that the Sub-fund's investment objective will be achieved. It cannot be guaranteed either that the value of a Share in the Sub-fund will not fall below its value at the time of acquisition.

The sustainability risk profile can be split into different sustainability risk sources and is expressed using categories ranging from lowest risk till highest risk. The risk classification relates to both the probability and potential negative impact of sustainability risk on the portfolio return. The classification relates to the portfolio only: there is no comparison to any benchmark.

Robeco distinguishes between sustainability risk of companies and governments. For companies, there is a total risk classification, a classification of environmental risks, a classification of social risks, and a classification of governance risk. The classifications are based on a variety of Environmental, Social, and Governance (ESG) issues provided by a third party that is specialized in the assessment of sustainability risks. The classification provides an indication of the probability and potential impact of an ESG event in the period of one year.

| <i>Company Risk</i> | ← <i>Lowest</i> | <i>Highest</i> → |
|-------------------------------|-----------------|------------------|
| Sustainability Risk (Overall) | | X |
| Environmental Risk | X | |
| Social Risk | X | |
| Governance Risk | | X |

Robeco makes use of a climate risk metric provided by a third party specialized in climate risk. Based on a 1.5-degrees decarbonization pathway, the potential impact of climate transition risk is estimated. This is a reflection of the potential decarbonization costs for the next 80 years, of which the heavy point is

estimated to be approximately in 15 years. This impact on return is compared to the market risk profile of the Sub-fund and turned into risk classification.

| | | |
|-------------------------|-----------------|------------------|
| <i>Company Risk</i> | ← <i>Lowest</i> | <i>Highest</i> → |
| Climate Transition Risk | X | |

Climate change leads to extreme weather events that may have a negative economic impact on investments. Based on a climate risk model provided by a third party specialized in climate risk, the physical risks that the portfolio is most vulnerable to are assessed. This Sub-fund's primary physical risks are (1) Extreme Heat, (2) Coastal Flooding, and (3) Fluvial Flooding.

Climate risk models are complex and surrounded by a high degree of uncertainty as result of assumptions and availability of data. As result, a change in the methodology may lead to a change in the risk classification. The climate risk model assesses the potential costs for decarbonizing for companies. Active policies and ambitions of companies are not taken into account contrary to the 'ESG' scores that focus on policies and ambitions.

Risk considerations for the Sub-fund Investors should note that, in addition to the above mentioned risks, the Sub-fund may use derivatives as part of its investment strategy and such investments are inherently volatile and the Sub-fund could potentially be exposed to additional risks and costs should the market move against it. Such market conditions could mean that Investors could, in certain circumstances, face minimal or no returns, or may even suffer a loss on such investments.

The investment risk will be measured using quantitative techniques. The investment risk of using derivatives is also incorporated in these quantitative techniques. For more information regarding e.g. the exposure calculation method, the maximum leverage or the expected levels of leverage as a result of the use of derivatives as well as a brief explanation as to the basis for such calculation, please consult [APPENDIX III – RISK MANAGEMENT PROCESS](#).

Base currency USD

Type of Currency Hedged Share Classes (H) Portfolio Hedge

Issue date To be determined by the Company

| Share Classes | Management fee | Service fee | Type | Performance Fee portion |
|-----------------------|----------------|-------------|--------------|-------------------------|
| Regular share classes | | | | |
| Class A | 2.00% | 0.20% | Accumulating | N/A |
| Class AH | 2.00% | 0.20% | Accumulating | N/A |
| Class A1 | 2.00% | 0.20% | Distributing | N/A |
| Class A1H | 2.00% | 0.20% | Distributing | N/A |
| Class B | 1.50% | 0.20% | Distributing | N/A |
| Class BH | 1.50% | 0.20% | Distributing | N/A |
| Class D | 1.50% | 0.20% | Accumulating | N/A |
| Class DH | 1.50% | 0.20% | Accumulating | N/A |
| Class D2 | 2.00% | 0.20% | Accumulating | N/A |
| Class D2H | 2.00% | 0.20% | Accumulating | N/A |
| Class D3 | 2.00% | 0.20% | Distributing | N/A |
| Class D3H | 2.00% | 0.20% | Distributing | N/A |
| Class E | 1.50% | 0.20% | Distributing | N/A |
| Class EH | 1.50% | 0.20% | Distributing | N/A |
| Class M | 2.50% | 0.20% | Accumulating | N/A |
| Class MH | 2.50% | 0.20% | Accumulating | N/A |
| Class M2 | 2.50% | 0.20% | Accumulating | N/A |
| Class M2H | 2.50% | 0.20% | Accumulating | N/A |
| Class M3 | 2.50% | 0.20% | Distributing | N/A |

| | | | | |
|-----------------------------|-------|-------|--------------|-----|
| Class M3H | 2.50% | 0.20% | Distributing | N/A |
| Privileged share classes | | | | |
| Class C | 0.75% | 0.20% | Distributing | N/A |
| Class CH | 0.75% | 0.20% | Distributing | N/A |
| Class Cx | 0.75% | 0.20% | Distributing | N/A |
| Class CxH | 0.75% | 0.20% | Distributing | N/A |
| Class F | 0.75% | 0.20% | Accumulating | N/A |
| Class FH | 0.75% | 0.20% | Accumulating | N/A |
| Class G | 0.75% | 0.20% | Distributing | N/A |
| Class GH | 0.75% | 0.20% | Distributing | N/A |
| Class S | 0.75% | 0.20% | Accumulating | N/A |
| Class SH | 0.75% | 0.20% | Accumulating | N/A |
| Class X | 0.75% | 0.20% | Accumulating | N/A |
| Class XH | 0.75% | 0.20% | Accumulating | N/A |
| Class XG | 0.75% | 0.20% | Distributing | N/A |
| Class XGH | 0.75% | 0.20% | Distributing | N/A |
| Institutional share classes | | | | |
| Class I | 0.80% | 0.16% | Accumulating | N/A |
| Class IH | 0.80% | 0.16% | Accumulating | N/A |
| Class IB | 0.80% | 0.16% | Distributing | N/A |
| Class IBx | 0.80% | 0.16% | Distributing | N/A |
| Class IBH | 0.80% | 0.16% | Distributing | N/A |
| Class IBxH | 0.80% | 0.16% | Distributing | N/A |
| Class IE | 0.80% | 0.16% | Distributing | N/A |
| Class K | 0.80% | 0.16% | Accumulating | N/A |
| Class KH | 0.80% | 0.16% | Accumulating | N/A |
| Class K1 | 0.80% | 0.16% | Accumulating | N/A |
| Class K1H | 0.80% | 0.16% | Accumulating | N/A |
| Class K2 | 0.80% | 0.16% | Accumulating | N/A |
| Class K2H | 0.80% | 0.16% | Accumulating | N/A |
| Class K3 | 0.80% | 0.16% | Accumulating | N/A |
| Class K3H | 0.80% | 0.16% | Accumulating | N/A |
| Class Y | 0.80% | 0.16% | Accumulating | N/A |
| Class YH | 0.80% | 0.16% | Accumulating | N/A |
| Class YE | 0.80% | 0.16% | Distributing | N/A |
| Class YEH | 0.80% | 0.16% | Distributing | N/A |
| Class Z | 0.00% | 0.00% | Accumulating | N/A |
| Class ZH | 0.00% | 0.00% | Accumulating | N/A |
| Class ZB | 0.00% | 0.00% | Distributing | N/A |
| Class ZBH | 0.00% | 0.00% | Distributing | N/A |

See Section 3.1 for a more detailed description of all Fees and Expenses.

dd) Robeco Emerging Markets Asia Select Equities

| | |
|--|---|
| Investment policy | <p><i>Objective</i> The Sub-fund aims to provide long term capital growth while at the same time promoting certain ESG (i.e. Environmental, Social and corporate Governance) characteristics and integrating sustainability risks in the investment process.</p> <p><i>Strategy</i> The Sub-fund will take exposure of at least two-thirds of its total assets to equities of companies incorporated in Asian Emerging Countries with the exception of China or exercising a preponderant part of their economic activities in that region.</p> <p>The portfolio of the Sub-fund is constructed via bottom-up and valuation oriented stock selection. The Sub-fund has a focused, regionally concentrated, portfolio. However, it is well diversified in terms of the number of holdings (typically containing 30-60 names). The reference to "Select" in the name of the Sub-fund refers to an approach whereby certain countries are excluded from the investment universe in line with the Benchmark.</p> <p>The Sub-fund promotes environmental and/or social characteristics within the meaning of Article 8 of the Regulation (EU) 2019/2088 of 27 November 2019 on sustainability-related disclosures in the financial sector. The Sub-fund strives for economic results, while at the same time taking into account environmental, social and governance characteristics which are further explained in Appendix VIII.</p> <p>The Sub-fund is actively managed. The securities selected for the Sub-fund's investment universe may be components of the Benchmark, but securities outside the Benchmark may be selected too. The Sub-fund can deviate substantially from the weightings of the Benchmark. The Portfolio Manager has discretion over the composition of the portfolio subject to the investment objectives. The Sub-fund aims to outperform the Benchmark over the long run, whilst still controlling relative risk through the applications of limits (on VaR Ratio) to the extent of deviation from the Benchmark. This will consequently limit the deviation of the performance relative to the Benchmark.</p> <p>The Benchmark is a broad market weighted index that is not consistent with the environmental, social and governance characteristics promoted by the Sub-fund.</p> |
| <i>Financial Instruments and Investment Restrictions</i> | <p>With due consideration given to the investment restrictions and to the extent permitted by the applicable legislation, the Sub-fund may invest in equities, convertible bonds, bonds and derivatives to achieve the investment goals of the Sub-fund.</p> <p>The Sub-fund is allowed to invest in money market instruments, bank deposits (other than deposits at sight) and other eligible liquid assets for treasury purposes and in case of unfavourable market conditions.</p> <p>The Sub-fund may hold up to 20% of its net assets in ancillary liquid assets (bank deposits at sight, such as cash held in current accounts). Under exceptionally unfavourable market conditions and if justified in the interest of the Shareholders, the Sub-fund may temporarily exceed the aforementioned limit for investment in ancillary liquid assets and other liquid instruments.</p> <p>Except for a maximum of 10% of its net assets (as permitted by investment restriction I (2) in Appendix II), the Sub-fund will (without limiting the possibility to invest in compliance with its investment policy in assets referred to under investment restrictions I (1) c), d), e) and f)) only invest in transferable securities and money market instruments traded or listed on markets falling under investment restrictions I (1) a) and b).</p> <p>Exchange traded and over-the-counter derivatives are permitted, including but not limited to futures, swaps, options, currency forwards and/or combinations of the above. Whilst the Sub-fund may use derivatives for investment purposes as well as for hedging and efficient portfolio management, it does not intend to utilize derivatives extensively for such purposes.</p> |
| <i>Currency</i> | <p>The Sub-fund is exposed to the exchange rate movements of the currencies in which the assets of the Sub-fund are denominated. For the management of the Sub-fund, expectations of currency returns will be taken into consideration when making country allocations/stock selection decisions.</p> |
| Profile of the typical Investor | <p>The Sub-fund is suitable for Investors who seek ESG considerations to be integrated as binding element in the investment process, while still seeking optimum returns. It is also suitable for informed and/or experienced Investors wishing to attain defined investment objectives. The Sub-fund does not provide a</p> |

capital guarantee. The Investor must be able to accept volatility. This Sub-fund is suitable for Investors who can afford to set aside the capital for at least 5-7 years. It can accommodate the investment objective of capital growth, income and/or portfolio diversification.

Please note that such information is provided for reference only and Investors should consider their own circumstances, including without limitation, their own risk tolerance level, financial circumstance, investment objective etc., before making any investment decisions. If in doubt, Investors should seek professional advice.

Risk profile of the Sub-fund

In emerging and less developed markets the legal, judicial and regulatory infrastructure is still developing and there may be legal uncertainty both for local market participants and their overseas counterparts. Some markets may carry higher risks for Investors who should therefore ensure that, before investing, they understand the risks involved and are satisfied that despite the substantial risk of loss of investment, their investment is suitable as part of their portfolio.

Also, the investments in equity of companies may involve risks (for example linked to transferable securities and stock markets), such as exchange rates and volatility risks. The Sub-fund's investments are subject to market fluctuations. No assurance can, therefore, be given that the Sub-fund's investment objective will be achieved. It cannot be guaranteed either that the value of a Share in the Sub-fund will not fall below its value at the time of acquisition.

The sustainability risk profile can be split into different sustainability risk sources and is expressed using categories ranging from lowest risk till highest risk. The risk classification relates to both the probability and potential negative impact of sustainability risk on the portfolio return. The classification relates to the portfolio only: there is no comparison to any benchmark.

Robeco distinguishes between sustainability risk of companies and governments. For companies, there is a total risk classification, a classification of environmental risks, a classification of social risks, and a classification of governance risk. The classifications are based on a variety of Environmental, Social, and Governance (ESG) issues provided by a third party that is specialized in the assessment of sustainability risks. The classification provides an indication of the probability and potential impact of an ESG event in the period of one year.

| <i>Company Risk</i> | ← <i>Lowest</i> | <i>Highest</i> → |
|-------------------------------|-----------------|------------------|
| Sustainability Risk (Overall) | | X |
| Environmental Risk | X | |
| Social Risk | | X |
| Governance Risk | | X |

Robeco makes use of a climate risk metric provided by a third party specialized in climate risk. Based on a 1.5-degrees decarbonization pathway, the potential impact of climate transition risk is estimated. This is a reflection of the potential decarbonization costs for the next 80 years, of which the heavy point is estimated to be approximately in 15 years. This impact on return is compared to the market risk profile of the Sub-fund and turned into risk classification.

| <i>Company Risk</i> | ← <i>Lowest</i> | <i>Highest</i> → |
|-------------------------|-----------------|------------------|
| Climate Transition Risk | X | |

Climate change leads to extreme weather events that may have a negative economic impact on investments. Based on a climate risk model provided by a third party specialized in climate risk, the physical risks that the portfolio is most vulnerable to are assessed. This Sub-fund's primary physical risks are (1) Extreme Heat, (2) Coastal Flooding, and (3) Extreme Precipitation.

Climate risk models are complex and surrounded by a high degree of uncertainty as result of assumptions and availability of data. As result, a change in the methodology may lead to a change in the risk classification. The climate risk model assesses the potential costs for decarbonizing for companies. Active

policies and ambitions of companies are not taken into account contrary to the 'ESG' scores that focus on policies and ambitions.

Risk considerations for the Sub-fund

Investors should note that, in addition to the above mentioned risks, the Sub-fund may use derivatives as part of its investment strategy and such investments are inherently volatile and the Sub-fund could potentially be exposed to additional risks and costs should the market move against it. Such market conditions could mean that Investors could, in certain circumstances, face minimal or no returns, or may even suffer a loss on such investments.

The investment risk will be measured using quantitative techniques. The investment risk of using derivatives is also incorporated in these quantitative techniques. For more information regarding e.g. the exposure calculation method, the maximum leverage or the expected levels of leverage as a result of the use of derivatives as well as a brief explanation as to the basis for such calculation, please consult [APPENDIX III – RISK MANAGEMENT PROCESS](#).

Portfolio Manager

The Management Company has appointed Robeco Hong Kong Ltd. as Portfolio Manager. Accordingly, Robeco Hong Kong Ltd. may be in charge of all or part of the day-to-day management of the assets of the Sub-fund. The agreement with Robeco Hong Kong Ltd. shall terminate immediately on termination of the Management Company Services Agreement.

Base currency

USD

Type of Currency Hedged Share Classes (H)

Portfolio Hedge

Issue date

23 April 2024

| Share Classes | Management fee | Service fee | Type | Performance Fee portion |
|--------------------------|----------------|-------------|--------------|-------------------------|
| Regular share classes | | | | |
| Class A | 2.00% | 0.20% | Accumulating | 15% |
| Class AH | 2.00% | 0.20% | Accumulating | 15% |
| Class A1 | 2.00% | 0.20% | Distributing | 15% |
| Class A1H | 2.00% | 0.20% | Distributing | 15% |
| Class B | 1.50% | 0.20% | Distributing | 15% |
| Class BH | 1.50% | 0.20% | Distributing | 15% |
| Class D | 1.50% | 0.20% | Accumulating | 15% |
| Class DL | 1.75% | 0.20% | Accumulating | N/A |
| Class DH | 1.50% | 0.20% | Accumulating | 15% |
| Class D2 | 2.00% | 0.20% | Accumulating | 15% |
| Class D2H | 2.00% | 0.20% | Accumulating | 15% |
| Class D3 | 2.00% | 0.20% | Distributing | 15% |
| Class D3H | 2.00% | 0.20% | Distributing | 15% |
| Class E | 1.50% | 0.20% | Distributing | 15% |
| Class EH | 1.50% | 0.20% | Distributing | 15% |
| Class M | 2.50% | 0.20% | Accumulating | 15% |
| Class MH | 2.50% | 0.20% | Accumulating | 15% |
| Class M2 | 2.50% | 0.20% | Accumulating | 15% |
| Class M2H | 2.50% | 0.20% | Accumulating | 15% |
| Class M3 | 2.50% | 0.20% | Distributing | 15% |
| Class M3H | 2.50% | 0.20% | Distributing | 15% |
| Privileged share classes | | | | |
| Class C | 0.75% | 0.20% | Distributing | 15% |
| Class CH | 0.75% | 0.20% | Distributing | 15% |
| Class Cx | 0.75% | 0.20% | Distributing | 15% |
| Class CxH | 0.75% | 0.20% | Distributing | 15% |
| Class F | 0.75% | 0.20% | Accumulating | 15% |
| Class FL | 1.00% | 0.20% | Accumulating | N/A |
| Class FH | 0.75% | 0.20% | Accumulating | 15% |
| Class G | 0.75% | 0.20% | Distributing | 15% |
| Class GH | 0.75% | 0.20% | Distributing | 15% |

| | | | | |
|-----------------------------|-------|-------|--------------|-----|
| Class S | 0.75% | 0.20% | Accumulating | 15% |
| Class SH | 0.75% | 0.20% | Accumulating | 15% |
| Class X | 0.75% | 0.20% | Accumulating | 15% |
| Class XH | 0.75% | 0.20% | Accumulating | 15% |
| Class XG | 0.75% | 0.20% | Distributing | 15% |
| Class XGH | 0.75% | 0.20% | Distributing | 15% |
| Institutional share classes | | | | |
| Class I | 0.80% | 0.16% | Accumulating | 15% |
| Class IL | 1.00% | 0.16% | Accumulating | N/A |
| Class IH | 0.80% | 0.16% | Accumulating | 15% |
| Class IB | 0.80% | 0.16% | Distributing | 15% |
| Class IBx | 0.80% | 0.16% | Distributing | 15% |
| Class IBH | 0.80% | 0.16% | Distributing | 15% |
| Class IBxH | 0.80% | 0.16% | Distributing | 15% |
| Class IE | 0.80% | 0.16% | Distributing | 15% |
| Class K | 0.80% | 0.16% | Accumulating | N/A |
| Class KH | 0.80% | 0.16% | Accumulating | N/A |
| Class K1 | 0.80% | 0.16% | Accumulating | N/A |
| Class K1H | 0.80% | 0.16% | Accumulating | N/A |
| Class K2 | 0.80% | 0.16% | Accumulating | N/A |
| Class K2H | 0.80% | 0.16% | Accumulating | N/A |
| Class K3 | 0.80% | 0.16% | Accumulating | N/A |
| Class K3H | 0.80% | 0.16% | Accumulating | N/A |
| Class Y | 0.80% | 0.16% | Accumulating | 15% |
| Class YH | 0.80% | 0.16% | Accumulating | 15% |
| Class YE | 0.80% | 0.16% | Distributing | 15% |
| Class YEH | 0.80% | 0.16% | Distributing | 15% |
| Class Z | 0.00% | 0.00% | Accumulating | N/A |
| Class ZH | 0.00% | 0.00% | Accumulating | N/A |
| Class ZB | 0.00% | 0.00% | Distributing | N/A |
| Class ZBH | 0.00% | 0.00% | Distributing | N/A |

In addition, the Management Company is entitled to charge a Performance Fee to the applicable Share Classes of this Sub-fund. The Index is the MSCI Emerging Markets Asia Ex China Ex Thailand Index-net.

For further details, please consult Section 3.1 [Fees and Expenses](#) and [APPENDIX V – PERFORMANCE FEE](#). Please see above the Performance Fee portion.

 ee) Robeco QI Emerging Markets Ex China Active Equities

Investment policy

Objective The aim of the Sub-fund is to provide long term capital growth while at the same time aiming for a better sustainability profile compared to the Benchmark by promoting certain ESG (i.e. Environmental, Social and corporate Governance) characteristics and integrating sustainability risks in the investment process.

Strategy The Sub-fund will take exposure of at least two-thirds of its total assets to equities of companies incorporated or exercising a preponderant part of their economic activities in Emerging Countries with the exception of China.

The Sub-fund promotes environmental and/or social characteristics within the meaning of Article 8 of the Regulation (EU) 2019/2088 of 27 November 2019 on sustainability-related disclosures in the financial sector. The Sub-fund strives for economic results, while at the same time taking into account environmental, social and governance characteristics which are further explained in Appendix VIII.

The Sub-fund is actively managed and uses the Benchmark for asset allocation purposes. The Sub-fund uses a quantitative stock selection strategy which ranks stocks on their expected future relative performance using three factors: a strategy focusing on stocks with an attractive valuation (Value); a strategy focusing on stocks of companies with a medium term attractive performance trend (Momentum); and a strategy focusing on high quality equities, e.g. equity of companies with strong balance sheets and high profitability (Quality). The securities selected for the Sub-fund's investment universe may be components of the Benchmark, but securities outside the Benchmark may be selected too. The Sub-fund can deviate from the weightings of the Benchmark. The Management Company has discretion over the composition of the portfolio subject to the investment objectives. Highly ranked stocks are overweighted against the Benchmark, whereas low-ranked stocks are underweighted, resulting in a well-diversified portfolio. The Sub-fund aims to outperform the Benchmark over the long run, whilst still controlling relative risk through the applications of limits (on countries and sectors) to the extent of deviation from the Benchmark. This will consequently limit the deviation of the performance relative to the Benchmark.

The Benchmark is a broad market weighted index that is not consistent with the environmental, social and governance characteristics promoted by the Sub-fund.

Financial Instruments and Investment Restrictions

With due consideration given to the investment restrictions and to the extent permitted by the applicable legislation, the Sub-fund may invest in equities, convertible bonds, bonds and derivatives to achieve the investment goals of the Sub-fund.

The Sub-fund is allowed to invest in money market instruments, bank deposits (other than deposits at sight) and other eligible liquid assets for treasury purposes and in case of unfavourable market conditions.

The Sub-fund may hold up to 20% of its net assets in ancillary liquid assets (bank deposits at sight, such as cash held in current accounts). Under exceptionally unfavourable market conditions and if justified in the interest of the Shareholders, the Sub-fund may temporarily exceed the aforementioned limit for investment in ancillary liquid assets and other liquid instruments.

The Sub-fund may invest up to 10% of its total assets in other UCIs and/or UCITS that may be managed by an Affiliated Entity and/or Shares in Sub-funds of the Company.

Exchange traded and over-the-counter derivatives are permitted, including but not limited to futures, swaps, options, currency forwards and/or combinations of the above. Whilst the Sub-fund may use derivatives for investment purposes as well as for hedging and efficient portfolio management, it does not intend to utilize derivatives extensively for such purposes.

Currency

The Sub-fund is exposed to the exchange rate movements of the currencies in which the assets of the Sub-fund are denominated.

 Profile of the typical Investor

The Sub-fund is suitable for Investors who seek ESG considerations to be integrated as binding element in the investment process, while still seeking optimum returns. This Sub-fund is suitable for Investors who see funds as a convenient way of participating in capital market developments. It is also suitable for informed and/or experienced Investors wishing to attain defined investment objectives. The Sub-fund does not provide a capital guarantee. The Investor must be able to accept substantial volatility. This Sub-fund is

suitable for Investors who can afford to set aside the capital for at least 5-7 years. It can accommodate the investment objective of capital growth, income and/or portfolio diversification.

Please note that such information is provided for reference only and Investors should consider their own circumstances, including without limitation, their own risk tolerance level, financial circumstance, investment objective etc., before making any investment decisions. If in doubt, Investors should seek professional advice.

Risk profile of the Sub-fund

In emerging and less developed markets the legal, judicial and regulatory infrastructure is still developing and there may be legal uncertainty both for local market participants and their overseas counterparts. Some markets may carry higher risks for Investors who should therefore ensure that, before investing, they understand the risks involved and are satisfied that despite the substantial risk of loss of investment, their investment is suitable as part of their portfolio.

Also, the investments in equity of companies may involve risks (for example linked to transferable securities and stock markets), such as exchange rates and volatility risks. The Sub-fund's investments are subject to market fluctuations. No assurance can, therefore, be given that the Sub-fund's investment objective will be achieved. It cannot be guaranteed either that the value of a Share in the Sub-fund will not fall below its value at the time of acquisition.

The sustainability risk profile can be split into different sustainability risk sources and is expressed using categories ranging from lowest risk till highest risk. The risk classification relates to both the probability and potential negative impact of sustainability risk on the portfolio return. The classification relates to the portfolio only: there is no comparison to any benchmark.

Robeco distinguishes between sustainability risk of companies and governments. For companies, there is a total risk classification, a classification of environmental risks, a classification of social risks, and a classification of governance risk. The classifications are based on a variety of Environmental, Social, and Governance (ESG) issues provided by a third party that is specialized in the assessment of sustainability risks. The classification provides an indication of the probability and potential impact of an ESG event in the period of one year.

| <i>Company Risk</i> | ← <i>Lowest</i> | <i>Highest</i> → |
|-------------------------------|-----------------|------------------|
| Sustainability Risk (Overall) | | X |
| Environmental Risk | X | |
| Social Risk | X | |
| Governance Risk | | X |

Robeco makes use of a climate risk metric provided by a third party specialized in climate risk. Based on a 1.5-degrees decarbonization pathway, the potential impact of climate transition risk is estimated. This is a reflection of the potential decarbonization costs for the next 80 years, of which the heavy point is estimated to be approximately in 15 years. This impact on return is compared to the market risk profile of the Sub-fund and turned into risk classification.

| <i>Company Risk</i> | ← <i>Lowest</i> | <i>Highest</i> → |
|-------------------------|-----------------|------------------|
| Climate Transition Risk | X | |

Climate change leads to extreme weather events that may have a negative economic impact on investments. Based on a climate risk model provided by a third party specialized in climate risk, the physical risks that the portfolio is most vulnerable to are assessed. This Sub-fund's primary physical risks are (1) Extreme Heat, (2) Coastal Flooding, and (3) Tropical Cyclone.

Climate risk models are complex and surrounded by a high degree of uncertainty as result of assumptions and availability of data. As result, a change in the methodology may lead to a change in the risk classification. The climate risk model assesses the potential costs for decarbonizing for companies. Active policies and ambitions of companies are not taken into account contrary to the 'ESG' scores that focus on policies and ambitions.

Risk considerations for the Sub-fund

Investors should note that, in addition to the above mentioned risks, the Sub-fund may use derivatives as part of its investment strategy and such investments are inherently volatile and the Sub-fund could potentially be exposed to additional risks and costs should the market move against it. Such market conditions could mean that Investors could, in certain circumstances, face minimal or no returns, or may even suffer a loss on such investments.

The investment risk will be measured using quantitative techniques. The investment risk of using derivatives is also incorporated in these quantitative techniques. For more information regarding e.g. the exposure calculation method, the maximum leverage or the expected levels of leverage as a result of the use of derivatives as well as a brief explanation as to the basis for such calculation, please consult [APPENDIX III – RISK MANAGEMENT PROCESS](#).

Base currency USD

Type of Currency Hedged Share Classes (H) Portfolio Hedge

Issue date To be determined by the Company

| Share Classes | Management fee | Service fee | Type | Performance Fee portion |
|------------------------------------|----------------|-------------|--------------|-------------------------|
| Regular share classes | | | | |
| Class A | 1.75% | 0.20% | Accumulating | N/A |
| Class AH | 1.75% | 0.20% | Accumulating | N/A |
| Class A1 | 1.75% | 0.20% | Distributing | N/A |
| Class A1H | 1.75% | 0.20% | Distributing | N/A |
| Class B | 1.50% | 0.20% | Distributing | N/A |
| Class BH | 1.50% | 0.20% | Distributing | N/A |
| Class Bx | 1.50% | 0.20% | Distributing | N/A |
| Class D | 1.50% | 0.20% | Accumulating | N/A |
| Class DH | 1.50% | 0.20% | Accumulating | N/A |
| Class D2 | 1.75% | 0.20% | Accumulating | N/A |
| Class D2H | 1.75% | 0.20% | Accumulating | N/A |
| Class D3 | 1.75% | 0.20% | Distributing | N/A |
| Class D3H | 1.75% | 0.20% | Distributing | N/A |
| Class E | 1.50% | 0.20% | Distributing | N/A |
| Class EH | 1.50% | 0.20% | Distributing | N/A |
| Class M | 2.00% | 0.20% | Accumulating | N/A |
| Class MH | 2.00% | 0.20% | Accumulating | N/A |
| Class M2 | 2.50% | 0.20% | Accumulating | N/A |
| Class M2H | 2.50% | 0.20% | Accumulating | N/A |
| Class M3 | 2.50% | 0.20% | Distributing | N/A |
| Class M3H | 2.50% | 0.20% | Distributing | N/A |
| Privileged share classes | | | | |
| Class C | 0.75% | 0.20% | Distributing | N/A |
| Class CH | 0.75% | 0.20% | Distributing | N/A |
| Class Cx | 0.75% | 0.20% | Distributing | N/A |
| Class CxH | 0.75% | 0.20% | Distributing | N/A |
| Class F | 0.75% | 0.20% | Accumulating | N/A |
| Class FH | 0.75% | 0.20% | Accumulating | N/A |
| Class G | 0.75% | 0.20% | Distributing | N/A |
| Class GH | 0.75% | 0.20% | Distributing | N/A |
| Class S | 0.75% | 0.20% | Accumulating | N/A |
| Class SH | 0.75% | 0.20% | Accumulating | N/A |
| Institutional share classes | | | | |
| Class I | 0.80% | 0.16% | Accumulating | N/A |
| Class IH | 0.80% | 0.16% | Accumulating | N/A |
| Class IB | 0.80% | 0.16% | Distributing | N/A |
| Class IBx | 0.80% | 0.16% | Distributing | N/A |
| Class IBH | 0.80% | 0.16% | Distributing | N/A |
| Class IBxH | 0.80% | 0.16% | Distributing | N/A |

| | | | | |
|-----------|-------|-------|--------------|-----|
| Class IE | 0.80% | 0.16% | Distributing | N/A |
| Class IEH | 0.80% | 0.16% | Distributing | N/A |
| Class K | 0.80% | 0.16% | Accumulating | N/A |
| Class KH | 0.80% | 0.16% | Accumulating | N/A |
| Class K1 | 0.80% | 0.16% | Accumulating | N/A |
| Class K1H | 0.80% | 0.16% | Accumulating | N/A |
| Class K2 | 0.80% | 0.16% | Accumulating | N/A |
| Class K2H | 0.80% | 0.16% | Accumulating | N/A |
| Class K3 | 0.80% | 0.16% | Accumulating | N/A |
| Class K3H | 0.80% | 0.16% | Accumulating | N/A |
| Class Z | 0.00% | 0.00% | Accumulating | N/A |
| Class ZH | 0.00% | 0.00% | Accumulating | N/A |
| Class ZB | 0.00% | 0.00% | Distributing | N/A |
| Class ZBH | 0.00% | 0.00% | Distributing | N/A |

See Section 3.1 for a more detailed description of all Fees and Expenses.

ff) Robeco QI Emerging Ex China Conservative Equities

| | |
|--|---|
| Investment policy | <p><i>Objective</i> The aim of the Sub-fund is to provide long term capital growth while at the same time aiming for a better sustainability profile compared to the Benchmark by promoting certain ESG (i.e. Environmental, Social and corporate Governance) characteristics and integrating sustainability risks in the investment process.</p> <p><i>Strategy</i> The Sub-fund will take exposure of at least two-thirds of the total assets of the Sub-fund to equities of companies incorporated or exercising a preponderant part of their economic activities in Emerging Countries with the exception of China. The Sub-fund will focus on investing in equities that show lower expected volatility than average emerging equity. Conservative stands for the focus on equity with lower expected volatility.</p> <p>The Sub-fund promotes environmental and/or social characteristics within the meaning of Article 8 of the Regulation (EU) 2019/2088 of 27 November 2019 on sustainability-related disclosures in the financial sector. The Sub-fund strives for economic results, while at the same time taking into account environmental, social and governance characteristics which are further explained in Appendix VIII.</p> <p>The Sub-fund is actively managed and uses the Benchmark for asset allocation purposes and for comparison purposes. However, although securities may be components of the Benchmark, securities outside the Benchmark may be selected too. The Sub-fund can deviate substantially from the weightings of the Benchmark. The Management Company has discretion over the composition of the portfolio subject to the investment objectives. The Sub-fund aims to achieve returns equal to, or greater than, those on the Benchmark with lower expected downside risk, whilst still controlling relative risk through the applications of limits (on countries and sectors) to the extent of deviation from the Benchmark.</p> <p>The Benchmark is a broad market weighted index that is not consistent with all the environmental, social and governance characteristics promoted by the Sub-fund.</p> |
| <i>Financial Instruments and Investment Restrictions</i> | <p>With due consideration given to the investment restrictions and to the extent permitted by the applicable legislation, the Sub-fund may invest in equities, convertible bonds, securities issued and/or guaranteed by government, public or local authority with a minimum rating of investment grade, non-government bonds, units of UCITS and/or other UCIs and derivatives to achieve the investment goals of the Sub-fund.</p> <p>The Sub-fund is allowed to invest in money market instruments, bank deposits (other than deposits at sight) and other eligible liquid assets for treasury purposes and in case of unfavourable market conditions.</p> <p>The Sub-fund may hold up to 20% of its net assets in ancillary liquid assets (bank deposits at sight, such as cash held in current accounts). Under exceptionally unfavourable market conditions and if justified in the interest of the Shareholders, the Sub-fund may temporarily exceed the aforementioned limit for investment in ancillary liquid assets and other liquid instruments.</p> <p>Except for a maximum of 10% of its net assets (as permitted by investment restriction I (2) in Appendix II), the Sub-fund will (without limiting the possibility to invest in compliance with its investment policy in assets referred to under investment restrictions I (1) c), d), e) and f)) only invest in transferable securities and money market instruments traded or listed on markets falling under investment restrictions I (1) a) and b).</p> <p>Exchange traded and over-the-counter derivatives are permitted, including but not limited to futures, swaps, options, currency forwards and/or combinations of the above. Whilst the Sub-fund may use derivatives for investment purposes as well as for hedging and efficient portfolio management, it does not intend to utilize derivatives extensively for such purposes.</p> |
| <i>Currency</i> | <p>The Sub-fund is exposed to the exchange rate movements of the currencies in which the assets of the Sub-fund are denominated.</p> |
| Profile of the typical Investor | <p>The Sub-fund is suitable for Investors who seek ESG considerations to be integrated as binding element in the investment process, while still seeking optimum returns. This Sub-fund is suitable for Investors who see funds as a convenient way of participating in capital market developments. It is also suitable for informed and/or experienced Investors wishing to attain defined investment objectives. The Sub-fund does not provide a capital guarantee. The Investor must be able to accept substantial volatility. This Sub-fund is</p> |

suitable for Investors who can afford to set aside the capital for at least 5-7 years. It can accommodate the investment objective of capital growth, income and/or portfolio diversification.

Please note that such information is provided for reference only and Investors should consider their own circumstances, including without limitation, their own risk tolerance level, financial circumstance, investment objective etc., before making any investment decisions. If in doubt, Investors should seek professional advice.

Risk profile of the Sub-fund

In emerging and less developed markets the legal, judicial and regulatory infrastructure is still developing and there may be legal uncertainty both for local market participants and their overseas counterparts. Some markets may carry higher risks for Investors who should therefore ensure that, before investing, they understand the risks involved and are satisfied that despite the substantial risk of loss of investment, their investment is suitable as part of their portfolio.

Also, the investments in equity of companies may involve risks (for example linked to transferable securities and stock markets), such as exchange rates and volatility risks. The Sub-fund's investments are subject to market fluctuations. No assurance can, therefore, be given that the Sub-fund's investment objective will be achieved. It cannot be guaranteed either that the value of a Share in the Sub-fund will not fall below its value at the time of acquisition.

The sustainability risk profile can be split into different sustainability risk sources and is expressed using categories ranging from lowest risk till highest risk. The risk classification relates to both the probability and potential negative impact of sustainability risk on the portfolio return. The classification relates to the portfolio only: there is no comparison to any benchmark.

Robeco distinguishes between sustainability risk of companies and governments. For companies, there is a total risk classification, a classification of environmental risks, a classification of social risks, and a classification of governance risk. The classifications are based on a variety of Environmental, Social, and Governance (ESG) issues provided by a third party that is specialized in the assessment of sustainability risks. The classification provides an indication of the probability and potential impact of an ESG event in the period of one year.

| <i>Company Risk</i> | ← <i>Lowest</i> | <i>Highest</i> → |
|-------------------------------|-----------------|------------------|
| Sustainability Risk (Overall) | | X |
| Environmental Risk | X | |
| Social Risk | X | |
| Governance Risk | | X |

Robeco makes use of a climate risk metric provided by a third party specialized in climate risk. Based on a 1.5-degrees decarbonization pathway, the potential impact of climate transition risk is estimated. This is a reflection of the potential decarbonization costs for the next 80 years, of which the heavy point is estimated to be approximately in 15 years. This impact on return is compared to the market risk profile of the Sub-fund and turned into risk classification.

| <i>Company Risk</i> | ← <i>Lowest</i> | <i>Highest</i> → |
|-------------------------|-----------------|------------------|
| Climate Transition Risk | | X |

Climate change leads to extreme weather events that may have a negative economic impact on investments. Based on a climate risk model provided by a third party specialized in climate risk, the physical risks that the portfolio is most vulnerable to are assessed. This Sub-fund's primary physical risks are (1) Extreme Heat, (2) Coastal Flooding, and (3) Tropical Cyclone.

Climate risk models are complex and surrounded by a high degree of uncertainty as result of assumptions and availability of data. As result, a change in the methodology may lead to a change in the risk classification. The climate risk model assesses the potential costs for decarbonizing for companies. Active policies and ambitions of companies are not taken into account contrary to the 'ESG' scores that focus on policies and ambitions.

Risk considerations for the Sub-fund

Investors should note that, in addition to the above mentioned risks, the Sub-fund may use derivatives as part of its investment strategy and such investments are inherently volatile and the Sub-fund could potentially be exposed to additional risks and costs should the market move against it. Such market conditions could mean that Investors could, in certain circumstances, face minimal or no returns, or may even suffer a loss on such investments.

The investment risk will be measured using quantitative techniques. The investment risk of using derivatives is also incorporated in these quantitative techniques. For more information regarding e.g. the exposure calculation method, the maximum leverage or the expected levels of leverage as a result of the use of derivatives as well as a brief explanation as to the basis for such calculation, please consult [APPENDIX III – RISK MANAGEMENT PROCESS](#).

Base currency USD

Type of Currency Hedged Share Classes (H) Portfolio Hedge

Issue date To be determined by the Company

| Share Classes | Management fee | Service fee | Type | Performance Fee portion |
|-----------------------------|----------------|-------------|--------------|-------------------------|
| Regular share classes | | | | |
| Class A | 1.75% | 0.20% | Accumulating | N/A |
| Class AH | 1.75% | 0.20% | Accumulating | N/A |
| Class A1 | 1.75% | 0.20% | Distributing | N/A |
| Class A1H | 1.75% | 0.20% | Distributing | N/A |
| Class B | 1.60% | 0.20% | Distributing | N/A |
| Class Ba | 1.60% | 0.20% | Distributing | N/A |
| Class BH | 1.60% | 0.20% | Distributing | N/A |
| Class BaH | 1.60% | 0.20% | Distributing | N/A |
| Class Bx | 1.60% | 0.20% | Distributing | N/A |
| Class BxH | 1.60% | 0.20% | Distributing | N/A |
| Class D | 1.60% | 0.20% | Accumulating | N/A |
| Class DH | 1.60% | 0.20% | Accumulating | N/A |
| Class D2 | 1.75% | 0.20% | Accumulating | N/A |
| Class D2H | 1.75% | 0.20% | Accumulating | N/A |
| Class D3 | 1.75% | 0.20% | Distributing | N/A |
| Class D3H | 1.75% | 0.20% | Distributing | N/A |
| Class E | 1.60% | 0.20% | Distributing | N/A |
| Class EH | 1.60% | 0.20% | Distributing | N/A |
| Class M | 2.00% | 0.20% | Accumulating | N/A |
| Class MH | 2.00% | 0.20% | Accumulating | N/A |
| Class M2 | 2.50% | 0.20% | Accumulating | N/A |
| Class M2H | 2.50% | 0.20% | Accumulating | N/A |
| Class M3 | 2.50% | 0.20% | Distributing | N/A |
| Class M3H | 2.50% | 0.20% | Distributing | N/A |
| Privileged share classes | | | | |
| Class C | 0.80% | 0.20% | Distributing | N/A |
| Class CH | 0.80% | 0.20% | Distributing | N/A |
| Class Cx | 0.80% | 0.20% | Distributing | N/A |
| Class CxH | 0.80% | 0.20% | Distributing | N/A |
| Class F | 0.80% | 0.20% | Accumulating | N/A |
| Class FH | 0.80% | 0.20% | Accumulating | N/A |
| Class G | 0.80% | 0.20% | Distributing | N/A |
| Class GH | 0.80% | 0.20% | Distributing | N/A |
| Class S | 0.80% | 0.20% | Accumulating | N/A |
| Class SH | 0.80% | 0.20% | Accumulating | N/A |
| Institutional share classes | | | | |
| Class I | 0.85% | 0.16% | Accumulating | N/A |
| Class IH | 0.85% | 0.16% | Accumulating | N/A |
| Class IB | 0.85% | 0.16% | Distributing | N/A |

| | | | | |
|------------|-------|-------|--------------|-----|
| Class IBx | 0.85% | 0.16% | Distributing | N/A |
| Class IBH | 0.85% | 0.16% | Distributing | N/A |
| Class IBxH | 0.85% | 0.16% | Distributing | N/A |
| Class IE | 0.85% | 0.16% | Distributing | N/A |
| Class IEH | 0.85% | 0.16% | Distributing | N/A |
| Class K | 0.85% | 0.16% | Accumulating | N/A |
| Class KH | 0.85% | 0.16% | Accumulating | N/A |
| Class K1 | 0.85% | 0.16% | Accumulating | N/A |
| Class K1H | 0.85% | 0.16% | Accumulating | N/A |
| Class K2 | 0.85% | 0.16% | Accumulating | N/A |
| Class K2H | 0.85% | 0.16% | Accumulating | N/A |
| Class K3 | 0.85% | 0.16% | Accumulating | N/A |
| Class K3H | 0.85% | 0.16% | Accumulating | N/A |
| Class Z | 0.00% | 0.00% | Accumulating | N/A |
| Class ZH | 0.00% | 0.00% | Accumulating | N/A |
| Class ZB | 0.00% | 0.00% | Distributing | N/A |
| Class ZBH | 0.00% | 0.00% | Distributing | N/A |

See Section 3.1 for a more detailed description of all Fees and Expenses.

gg) Robeco Quantum Market Neutral Equities

Investment policy

Objective The aim of the Sub-fund is to provide long term capital growth while seeking a return that has a low correlation with the returns of the equity markets.

Strategy The Sub-fund enables investors to benefit from opportunities in the worldwide equity market and from active management strategies. The Sub-fund follows a market-neutral equity strategy for quant investing with basic sustainability integration. Long positions (both traditional long and synthetic) are combined with short positions, which will be achieved through the use of financial derivative instruments (such as Equity Swaps (including TRS and CFD)).

In actively managing the Sub-Fund, the Management Company uses quantitative models to select securities that it believes offer favourable growth prospects at a reasonable price (long position) while selling securities of companies that seem to be overvalued (short position). The Management Company may invest in issuers with any environmental, social, and governance (ESG) profile. In selecting stocks, a systematic and disciplined approach is used in which the attractiveness of stocks is assessed on fundamental, technical and sentiment variables, which are then interpreted by quantitative models. 'Quantum' stands for the investment management approach of the Sub-fund which includes quantitative models that incorporate novel datasets, machine learning techniques and smart algorithms but under which trades are ultimately implemented by the Management Company. The Sub-fund will take long and short exposure to companies that mainly operate in mature economies (developed markets) all over the world. Such exposure may be obtained entirely through the use of derivatives and as a result the Sub-Fund may invest the liquid assets in deposits with credit institutions, money market instruments and money market funds.

The Sub-fund is classified as falling under Article 6 of Regulation (EU) 2019/2088 of 27 November 2019 on sustainability-related disclosures in the financial sector. The investments underlying the Sub-fund do not take into account the EU criteria for environmentally sustainable economic activities. While the Management Company considers principal adverse impacts of investment decisions on sustainability factors for its investments, including the Sub-fund's investments, the Sub-fund does not consider principal adverse impacts of investment decisions on sustainability factors, due to the extended use of derivative instruments, such as Equity Swaps, within the investment strategy of the Sub-fund and the short positions taken.

The Management Company considers principal adverse impacts of investment decisions on sustainability factors for any of its investments by identifying and prioritising adverse impacts and indicators on sustainability factors relevant to the Management Company's organisation's overall investment strategy. These adverse impacts are considered through various methods ranging from exclusions, reduction (emission) thresholds and voting and engagement. For more information on how the Management Company takes the principal adverse impacts on sustainability factors into account when making investment decisions, please refer to the Principal Adverse Impact Statement as published on the Management Company's website (<https://www.robeco.com/files/docm/docu-robeco-principal-adverse-impact-statement.pdf>).

The Sub-Fund is actively managed. The investment policy is not constrained by the Benchmark but the Sub-fund uses the Benchmark for performance comparison purposes in its marketing materials and for performance fee calculation.

Financial Instruments and Investment Restrictions

With due consideration given to the investment restrictions and to the extent permitted by the applicable legislation, the Sub-fund may invest in equities, convertible bonds, bonds, units of UCITS and/or other UCIs and derivatives (such as Equity Swaps (including TRS and CFD)) to achieve the investment goals of the Sub-fund.

The Sub-fund is allowed to invest in money market instruments, bank deposits (other than deposits at sight) and other eligible liquid assets for treasury purposes and in case of unfavourable market conditions.

The Sub-fund may hold up to 20% of its net assets in ancillary liquid assets (bank deposits at sight, such as cash held in current accounts). Under exceptionally unfavourable market conditions and if justified in the interest of the Shareholders, the Sub-fund may temporarily exceed the aforementioned limit for investment in ancillary liquid assets and other liquid instruments.

Exchange traded and over-the-counter derivatives are permitted, including but not limited to futures, Equity Swaps (including TRS and CFD), options, currency forwards and/or combinations of the above. The Sub-fund will use derivatives extensively for investment purposes as well as for hedging and efficient portfolio management.

Currency The Sub-fund aims to align the currency exposure of the Sub-fund with the Benchmark including through the use of derivatives.

Profile of the typical Investor This Sub-fund is suitable for informed and/or experienced Investors who are highly interested in specialized capital markets, and are aware of the risks. The Sub-fund does not provide a capital guarantee. The Investor must be able to accept substantial volatility. This Sub-fund is suitable for Investors who can afford to set aside the capital for at least 5-7 years. It can accommodate the investment objective of capital growth, income and/or portfolio diversification. The Sub-fund is suitable for Investors who are capable of assessing and understanding the risks associated with funds with extensive use of financial derivatives.

Please note that such information is provided for reference only and Investors should consider their own circumstances, including without limitation, their own risk tolerance level, financial circumstance, investment objective etc., before making any investment decisions. If in doubt, investors should seek professional advice.

Risk profile of the Sub-fund The investments in equity and derivatives may involve risks (for example linked to transferable securities and stock markets and to the default of the issuers, exchange rates, interest rates, liquidity and inflation). The Sub-fund's investments are subject to market fluctuations. No assurance can, therefore, be given that the Sub-fund's investment objective will be achieved. It cannot be guaranteed either that the value of a Share in the Sub-fund will not fall below its value at the time of acquisition.

The sustainability risk profile can be split into different sustainability risk sources and is expressed using categories ranging from lowest risk till highest risk. The risk classification relates to both the probability and potential negative impact of sustainability risk on the portfolio return. The classification relates to the portfolio only: there is no comparison to any Benchmark.

Robeco distinguishes between sustainability risk of companies and governments. For companies, there is a total risk classification, a classification of environmental risks, a classification of social risks, and a classification of governance risk. The classifications are based on a variety of Environmental, Social, and Governance (ESG) issues provided by a third party that is specialized in the assessment of sustainability risks. The classification provides an indication of the probability and potential impact of an ESG event in the period of one year.

| <i>Company Risk</i> | ← <i>Lowest</i> | <i>Highest</i> → |
|-------------------------------|-----------------|------------------|
| Sustainability Risk (Overall) | | X |
| Environmental Risk | X | |
| Social Risk | X | |
| Governance Risk | | X |

Robeco makes use of a climate risk metric provided by a third party specialized in climate risk. Based on a 1.5-degrees decarbonization pathway, the potential impact of climate transition risk is estimated. This is a reflection of the potential decarbonization costs for the next 80 years, of which the heavy point is estimated to be approximately in 15 years. This impact on return is compared to the market risk profile of the Sub-fund and turned into risk classification.

| <i>Company Risk</i> | ← <i>Lowest</i> | <i>Highest</i> → |
|-------------------------|-----------------|------------------|
| Climate Transition Risk | | X |

Climate change leads to extreme weather events that may have a negative economic impact on investments. Based on a climate risk model provided by a third party specialized in climate risk, the physical

risks that the portfolio is most vulnerable to are assessed. This Sub-fund's primary physical risks are (1) Extreme Heat, (2) Coastal Flooding, and (3) Tropical Cyclone.

Climate risk models are complex and surrounded by a high degree of uncertainty as result of assumptions and availability of data. As result, a change in the methodology may lead to a change in the risk classification. The climate risk model assesses the potential costs for decarbonizing for companies. Active policies and ambitions of companies are not taken into account contrary to the 'ESG' scores that focus on policies and ambitions.

Risk considerations for the Sub-fund

Investors should note that, in addition to the above mentioned risks, the investment strategy and risks inherent to the Sub-fund are not typically encountered in traditional equity long only funds. The Sub-fund uses cash, cash equivalents and derivatives as part of its investment strategy and such investments are inherently volatile and the Sub-fund is exposed to additional risks (e.g. counterparty risk and risks subject to the use of derivatives) and costs should the market move against it. The Sub-fund will also use derivatives to take short positions in some investments. Should the value of such investment increase, it will have a negative effect on the Sub-fund's value. In extreme market conditions, the Sub-fund may be faced with theoretically unlimited losses. Such extreme market conditions could mean that Investors could, in certain circumstances, face minimal or no returns, or may even suffer a loss on such investments.

The investment risk will be measured using quantitative techniques. The investment risk of using derivatives is also incorporated in these quantitative techniques. For more information regarding e.g. the exposure calculation method, the maximum leverage or the expected levels of leverage as a result of the use of derivatives as well as a brief explanation as to the basis for such calculation, please consult [APPENDIX III – RISK MANAGEMENT PROCESS](#).

Base currency EUR

Type of Currency Hedged Share Classes (H) NAV Hedge

Issue date To be determined by the Company

| Share Classes | Management fee | Service fee | Carbon Offset Expense | Type | Performance Fee portion |
|--------------------------|----------------|-------------|-----------------------|--------------|-------------------------|
| Regular share classes | | | | | |
| Class B | 1.50% | 0.16% | N/A | Distributing | 15% |
| Class BL | 2.00% | 0.16% | N/A | Distributing | N/A |
| Class BH | 1.50% | 0.16% | N/A | Distributing | 15% |
| Class BHL | 2.00% | 0.16% | N/A | Distributing | N/A |
| Class Bx | 1.50% | 0.16% | N/A | Distributing | 15% |
| Class BxL | 2.00% | 0.16% | N/A | Distributing | N/A |
| Class BxH | 1.50% | 0.16% | N/A | Distributing | 15% |
| Class BxHL | 2.00% | 0.16% | N/A | Distributing | N/A |
| Class D | 1.50% | 0.16% | N/A | Accumulating | 15% |
| Class DL | 2.00% | 0.16% | N/A | Accumulating | N/A |
| Class DH | 1.50% | 0.16% | N/A | Accumulating | 15% |
| Class DHL | 2.00% | 0.16% | N/A | Accumulating | N/A |
| Class D2 | 1.75% | 0.16% | N/A | Accumulating | 15% |
| Class D2L | 2.25% | 0.16% | N/A | Accumulating | N/A |
| Class D2H | 1.75% | 0.16% | N/A | Accumulating | 15% |
| Class D2HL | 2.25% | 0.16% | N/A | Accumulating | N/A |
| Class D3 | 1.75% | 0.16% | N/A | Distributing | 15% |
| Class D3L | 2.25% | 0.16% | N/A | Distributing | N/A |
| Class D3H | 1.75% | 0.16% | N/A | Distributing | 15% |
| Class D3HL | 2.25% | 0.16% | N/A | Distributing | N/A |
| Privileged share classes | | | | | |
| Class C | 0.75% | 0.16% | N/A | Distributing | 15% |
| Class CL | 1.00% | 0.16% | N/A | Distributing | N/A |
| Class CH | 0.75% | 0.16% | N/A | Distributing | 15% |
| Class CHL | 1.00% | 0.16% | N/A | Distributing | N/A |
| Class Cx | 0.75% | 0.16% | N/A | Distributing | 15% |

| | | | | | |
|-----------------------------|-------|-------|-----|--------------|-----|
| Class CxL | 1.00% | 0.16% | N/A | Distributing | N/A |
| Class CxH | 0.75% | 0.16% | N/A | Distributing | 15% |
| Class CxHL | 1.00% | 0.16% | N/A | Distributing | N/A |
| Class F | 0.75% | 0.16% | N/A | Accumulating | 15% |
| Class FL | 1.00% | 0.16% | N/A | Accumulating | N/A |
| Class FH | 0.75% | 0.16% | N/A | Accumulating | 15% |
| Class FHL | 1.00% | 0.16% | N/A | Accumulating | N/A |
| Class G | 0.75% | 0.16% | N/A | Distributing | 15% |
| Class GL | 1.00% | 0.16% | N/A | Distributing | N/A |
| Class GH | 0.75% | 0.16% | N/A | Distributing | 15% |
| Class GHL | 1.00% | 0.16% | N/A | Distributing | N/A |
| Class S | 0.75% | 0.16% | N/A | Accumulating | 15% |
| Class SL | 1.00% | 0.16% | N/A | Accumulating | N/A |
| Class SH | 0.75% | 0.16% | N/A | Accumulating | 15% |
| Class SHL | 1.00% | 0.16% | N/A | Accumulating | N/A |
| Institutional share classes | | | | | |
| Class I | 0.80% | 0.12% | N/A | Accumulating | 15% |
| Class IL | 1.05% | 0.12% | N/A | Accumulating | N/A |
| Class IB | 0.80% | 0.12% | N/A | Distributing | 15% |
| Class IBL | 1.05% | 0.12% | N/A | Distributing | N/A |
| Class IBx | 0.80% | 0.12% | N/A | Distributing | 15% |
| Class IBxL | 1.05% | 0.12% | N/A | Distributing | N/A |
| Class IBH | 0.80% | 0.12% | N/A | Distributing | 15% |
| Class IBHL | 1.05% | 0.12% | N/A | Distributing | N/A |
| Class IBxH | 0.80% | 0.12% | N/A | Distributing | 15% |
| Class IBxHL | 1.05% | 0.12% | N/A | Distributing | N/A |
| Class IH | 0.80% | 0.12% | N/A | Accumulating | 15% |
| Class IHL | 1.05% | 0.12% | N/A | Accumulating | N/A |
| Class IM | 1.00% | 0.12% | N/A | Accumulating | 15% |
| Class IML | 1.25% | 0.12% | N/A | Accumulating | N/A |
| Class IMH | 1.00% | 0.12% | N/A | Accumulating | 15% |
| Class IMHL | 1.25% | 0.12% | N/A | Accumulating | N/A |
| Class K | 0.80% | 0.12% | N/A | Accumulating | N/A |
| Class KH | 0.80% | 0.12% | N/A | Accumulating | N/A |
| Class K1 | 0.80% | 0.12% | N/A | Accumulating | N/A |
| Class K1H | 0.80% | 0.12% | N/A | Accumulating | N/A |
| Class K2 | 0.80% | 0.12% | N/A | Accumulating | N/A |
| Class K2H | 0.80% | 0.12% | N/A | Accumulating | N/A |
| Class K3 | 0.80% | 0.12% | N/A | Accumulating | N/A |
| Class K3H | 0.80% | 0.12% | N/A | Accumulating | N/A |
| Class Z | 0.00% | 0.00% | N/A | Accumulating | 15% |
| Class ZL | 0.00% | 0.00% | N/A | Accumulating | N/A |
| Class ZH | 0.00% | 0.00% | N/A | Accumulating | 15% |
| Class ZHL | 0.00% | 0.00% | N/A | Accumulating | N/A |

The Management Company is entitled to charge a Performance Fee to the applicable Share Classes of this Sub-fund. The Hurdle Rate for the calculation Index of this Sub-fund is ICE BofA ESTR Overnight Rate Index +3%.

For further details, please consult Section 3.1 [Fees and Expenses](#) and [APPENDIX V – PERFORMANCE FEE](#). Please see above the Performance Fee portion.

hh) Robeco QI Global Developed Active Small Cap Equities

| | |
|--|---|
| Investment policy | |
| <i>Objective</i> | The aim of the Sub-fund is to provide long term capital growth while at the same time aiming for a better sustainability profile compared to the Benchmark by promoting certain ESG (i.e. Environmental, Social and corporate Governance) characteristics and integrating sustainability risks in the investment process. |
| <i>Strategy</i> | <p>The Sub-fund will take exposure of at least two-thirds of its total assets to equities of small and mid-sized companies in global developed markets, while maintaining a predominant exposure to small sized companies.</p> <p>The Sub-fund promotes environmental and/or social characteristics within the meaning of Article 8 of the Regulation (EU) 2019/2088 of 27 November 2019 on sustainability-related disclosures in the financial sector. The Sub-fund strives for economic results, while at the same time taking into account environmental, social and governance characteristics which are further explained in Appendix VIII.</p> <p>The Sub-fund is actively managed. The Sub-fund uses a quantitative stock selection strategy which ranks stocks on their expected future relative performance using three factors: a strategy focusing on stocks with an attractive valuation (Value); a strategy focusing on stocks of companies with a medium term attractive performance trend (Momentum); and a strategy focusing on high quality equities, e.g. equity of companies with strong balance sheets and high profitability (Quality).</p> <p>The securities selected for the Sub-fund's investment universe may be components of the Benchmark, but securities outside the Benchmark may be selected too. The Sub-fund can deviate from the weightings of the Benchmark. The Management Company has discretion over the composition of the portfolio subject to the investment objectives. Highly ranked stocks are overweighted against the Benchmark, whereas low-ranked stocks are underweighted, resulting in a well diversified portfolio. The Sub-fund aims to outperform the Benchmark over the long run, whilst still controlling relative risk through the applications of limits (on countries and sectors) to the extent of deviation from the Benchmark. This will consequently limit the deviation of the performance relative to the Benchmark.</p> <p>The Benchmark is a broad market weighted index that is not consistent with the environmental, social and governance characteristics promoted by the Sub-fund.</p> |
| <i>Financial Instruments and Investment Restrictions</i> | <p>With due consideration given to the investment restrictions and to the extent permitted by the applicable legislation, the Sub-fund may invest in equities, convertible bonds, bonds and derivatives to achieve the investment goals of the Sub-fund.</p> <p>The Sub-fund is allowed to invest in money market instruments, bank deposits (other than deposits at sight) and other eligible liquid assets for treasury purposes and in case of unfavourable market conditions.</p> <p>The Sub-fund may hold up to 20% of its net assets in ancillary liquid assets (bank deposits at sight, such as cash held in current accounts). Under exceptionally unfavourable market conditions and if justified in the interest of the Shareholders, the Sub-fund may temporarily exceed the aforementioned limit for investment in ancillary liquid assets and other liquid instruments.</p> <p>Exchange traded and over-the-counter derivatives are permitted, including but not limited to futures, swaps, options, currency forwards and/or combinations of the above. Whilst the Sub-fund may use derivatives for investment purposes as well as for hedging and efficient portfolio management, it does not intend to utilize derivatives extensively for such purposes. The Sub-fund is exposed to the exchange rate movements of the currencies in which the assets of the Sub-fund are denominated.</p> |
| <i>Currency</i> | The Sub-fund is exposed to the exchange rate movements of the currencies in which the assets of the Sub-fund are denominated. |
| <i>Profile of the typical Investor</i> | The Sub-fund is suitable for Investors who seek ESG considerations to be integrated as binding element in the investment process, while still seeking optimum returns. This Sub-fund is suitable for Investors who see funds as a convenient way of participating in capital market developments. It is also suitable for informed and/or experienced Investors wishing to attain defined investment objectives. The Sub-fund does not provide a capital guarantee. The Investor must be able to accept volatility. This Sub-fund is suitable for Investors who can afford to set aside the capital for at least 5-7 years. It can |

accommodate the investment objective of capital growth, income and/or portfolio diversification.

Please note that such information is provided for reference only and Investors should consider their own circumstances, including without limitation, their own risk tolerance level, financial circumstance, investment objective etc., before making any investment decisions. If in doubt, Investors should seek professional advice.

Risk profile of the Sub-fund

The investments in equity of companies may involve risks (for example linked to transferable securities and stock markets), such as exchange rates and volatility risks. The Sub-fund's investments are subject to market fluctuations. No assurance can therefore be given that the Sub-fund's investment objective will be achieved. It cannot be guaranteed either that the value of a Share in the Sub-fund will not fall below its value at the time of acquisition.

The sustainability risk profile can be split into different sustainability risk sources and is expressed using categories ranging from lowest risk till highest risk. The risk classification relates to both the probability and potential negative impact of sustainability risk on the portfolio return. The classification relates to the portfolio only: there is no comparison to any benchmark.

Robeco distinguishes between sustainability risk of companies and governments. For companies, there is a total risk classification, a classification of environmental risks, a classification of social risks, and a classification of governance risk. The classifications are based on a variety of Environmental, Social, and Governance (ESG) issues provided by a third party that is specialized in the assessment of sustainability risks. The classification provides an indication of the probability and potential impact of an ESG event in the period of one year.

| <i>Company Risk</i> | ← <i>Lowest</i> | <i>Highest</i> → |
|-------------------------------|-----------------|------------------|
| Sustainability Risk (Overall) | | x |
| Environmental Risk | x | |
| Social Risk | | x |
| Governance Risk | x | |

Robeco makes use of a climate risk metric provided by a third party specialized in climate risk. Based on a 1.5-degrees decarbonization pathway, the potential impact of climate transition risk is estimated. This is a reflection of the potential decarbonization costs for the next 80 years, of which the heavy point is estimated to be approximately in 15 years. This impact on return is compared to the market risk profile of the Sub-fund and turned into risk classification.

| <i>Company Risk</i> | ← <i>Lowest</i> | <i>Highest</i> → |
|-------------------------|-----------------|------------------|
| Climate Transition Risk | x | |

Climate change leads to extreme weather events that may have a negative economic impact on investments. Based on a climate risk model provided by a third party specialized in climate risk, the physical risks that the portfolio is most vulnerable to are assessed. This Sub-fund's primary physical risks are (1) Extreme Heat, (2) Coastal Flooding, and (3) Extreme Precipitation.

Climate risk models are complex and surrounded by a high degree of uncertainty as result of assumptions and availability of data. As result, a change in the methodology may lead to a change in the risk classification. The climate risk model assesses the potential costs for decarbonizing for companies. Active policies and ambitions of companies are not taken into account contrary to the 'ESG' scores that focus on policies and ambitions.

Risk considerations for the Sub-fund

Investors should note that, in addition to the above mentioned risks, the investment strategy and risks inherent to the Sub-fund are not typically encountered in traditional long only funds. The Sub-fund and/or UCITS/other UCIs it invests in may use derivatives as part of its investment strategy and such investments are inherently volatile and the Sub-fund could potentially be exposed to additional risks and costs should the market move against it. The Sub-fund may also use derivatives to take short positions in some investments. Should the value of such investment increase, it will have a negative effect on the Sub-fund's value. In extreme market conditions, the Sub-fund may be faced with theoretically unlimited losses on these synthetic short positions. Such

extreme market conditions could mean that Investors could, in certain circumstances, face minimal or no returns, or may even suffer a loss on such investments.

The investment risk will be measured using quantitative techniques. The investment risk of using derivatives is also incorporated in these quantitative techniques. For more information, please consult [APPENDIX III – RISK MANAGEMENT PROCESS](#).

| Base currency | EUR | | | |
|---|---------------------------------|-------------|--------------|-------------------------|
| Type of Currency Hedged Share Classes (H) | Portfolio Hedge | | | |
| Issue date | To be determined by the Company | | | |
| Share Classes | Management fee | Service fee | Type | Performance Fee portion |
| Regular Share Classes | | | | |
| Class A | 1.65% | 0.16% | Accumulating | N/A |
| Class AH | 1.65% | 0.16% | Accumulating | N/A |
| Class A1H | 1.65% | 0.16% | Distributing | N/A |
| Class B | 1.65% | 0.16% | Distributing | N/A |
| Class BH | 1.65% | 0.16% | Distributing | N/A |
| Class Bx | 1.50% | 0.16% | Distributing | N/A |
| Class BxH | 1.50% | 0.16% | Distributing | N/A |
| Class D | 1.50% | 0.16% | Accumulating | N/A |
| Class DH | 1.50% | 0.16% | Accumulating | N/A |
| Class D2 | 1.65% | 0.16% | Accumulating | N/A |
| Class D2H | 1.65% | 0.16% | Accumulating | N/A |
| Class D3 | 1.65% | 0.16% | Accumulating | N/A |
| Class D3H | 1.65% | 0.16% | Distributing | N/A |
| Class E | 1.50% | 0.16% | Distributing | N/A |
| Class EH | 1.50% | 0.16% | Distributing | N/A |
| Class M | 2.00% | 0.16% | Accumulating | N/A |
| Class MB | 2.00% | 0.16% | Distributing | N/A |
| Class MBx | 2.00% | 0.16% | Distributing | N/A |
| Class MBxH | 2.00% | 0.16% | Distributing | N/A |
| Class MH | 2.00% | 0.16% | Accumulating | N/A |
| Class M2 | 2.50% | 0.16% | Accumulating | N/A |
| Class M2H | 2.50% | 0.16% | Accumulating | N/A |
| Class M3 | 2.50% | 0.16% | Distributing | N/A |
| Class M3H | 2.50% | 0.16% | Distributing | N/A |
| Privileged Share Classes | | | | |
| Class C | 0.75% | 0.16% | Distributing | N/A |
| Class CH | 0.75% | 0.16% | Distributing | N/A |
| Class Cx | 0.75% | 0.16% | Distributing | N/A |
| Class CxH | 0.75% | 0.16% | Distributing | N/A |
| Class F | 0.75% | 0.16% | Accumulating | N/A |
| Class FH | 0.75% | 0.16% | Accumulating | N/A |
| Class G | 0.75% | 0.16% | Distributing | N/A |
| Class GH | 0.75% | 0.16% | Distributing | N/A |
| Class S | 0.75% | 0.16% | Accumulating | N/A |
| Class SH | 0.75% | 0.16% | Accumulating | N/A |
| Class X | 0.75% | 0.16% | Accumulating | N/A |
| Class XH | 0.75% | 0.16% | Accumulating | N/A |
| Institutional Share Classes | | | | |
| Class I | 0.80% | 0.12% | Accumulating | N/A |
| Class IH | 0.80% | 0.12% | Accumulating | N/A |
| Class IB | 0.80% | 0.12% | Distributing | N/A |
| Class IBx | 0.80% | 0.12% | Distributing | N/A |
| Class IBH | 0.80% | 0.12% | Distributing | N/A |
| Class IBxH | 0.80% | 0.12% | Distributing | N/A |
| Class IE | 0.80% | 0.12% | Distributing | N/A |
| Class IM | 0.95% | 0.12% | Accumulating | N/A |

| | | | | |
|-----------|-------|-------|--------------|-----|
| Class IMB | 0.95% | 0.12% | Distributing | N/A |
| Class IMH | 0.95% | 0.12% | Accumulating | N/A |
| Class K | 0.80% | 0.12% | Accumulating | N/A |
| Class KH | 0.80% | 0.12% | Accumulating | N/A |
| Class KE | 0.80% | 0.12% | Distributing | N/A |
| Class KEH | 0.80% | 0.12% | Distributing | N/A |
| Class K1 | 0.80% | 0.12% | Accumulating | N/A |
| Class K1H | 0.80% | 0.12% | Accumulating | N/A |
| Class K2 | 0.80% | 0.12% | Accumulating | N/A |
| Class K2H | 0.80% | 0.12% | Accumulating | N/A |
| Class K3 | 0.80% | 0.12% | Accumulating | N/A |
| Class K3H | 0.80% | 0.12% | Accumulating | N/A |
| Class Y | 0.80% | 0.12% | Accumulating | N/A |
| Class YH | 0.80% | 0.12% | Accumulating | N/A |
| Class Z | 0.00% | 0.00% | Accumulating | N/A |
| Class ZH | 0.00% | 0.00% | Accumulating | N/A |
| Class ZB | 0.00% | 0.00% | Distributing | N/A |
| Class ZBH | 0.00% | 0.00% | Distributing | N/A |

See Section 3.1 for a more detailed description of all Fees and Expenses.

ii) Robeco Emerging Markets Climate Transition Equities

Investment policy

Objective The aim of the Sub-fund is to provide long term capital growth while at the same time promoting certain ESG (i.e. Environmental, Social and corporate Governance) characteristics and integrating sustainability risks in the investment process.

Strategy The Sub-fund will take exposure of at least two thirds of its total assets to equities of companies incorporated or exercising a preponderant part of their economic activities in Emerging Countries. The stock selection is based on fundamental analysis.

The Sub-fund aims to make investments in assets that contribute to a transition. Transition pertains to activities that measurably and credibly contribute to the goals of the Paris Agreement. This is achieved by investing in companies that have credible emission reduction targets and companies that provide solutions to enable climate change mitigation.

The Sub-fund promotes environmental and/or social characteristics within the meaning of Article 8 of the Regulation (EU) 2019/2088 of 27 November 2019 on sustainability-related disclosures in the financial sector. The Sub-fund strives for economic results, while at the same time taking into account environmental, social and governance characteristics which are further explained in Appendix VIII.

The Sub-fund is actively managed. Securities selected for the Sub-fund's investment universe may be components of the benchmark, but securities outside the Benchmark may be selected too. The investment policy is not constrained by a benchmark but the Sub-fund uses a benchmark for comparison purposes. The Management Company has discretion over the composition of the portfolio subject to the investment objectives. The Sub-fund can deviate substantially from the issuer, country and sector weightings of the benchmark. There are no restrictions on the deviation from the benchmark. The benchmark is a broad market weighted index that is not consistent with the environmental, social and governance characteristics promoted by the Sub-fund.

Financial Instruments and Investment Restrictions With due consideration given to the investment restrictions and to the extent permitted by the applicable legislation, the Sub-fund may invest in equities, convertible bonds, bonds, units of UCITS and/or other UCIs and derivatives to achieve the investment goals of the Sub-fund.

The Sub-fund is allowed to invest in money market instruments, bank deposits (other than deposits at sight) and other eligible liquid assets for treasury purposes and in case of unfavourable market conditions.

Except for a maximum of 10% of its net assets (as permitted by investment restriction I (2) in Appendix II), the Sub-fund will (without limiting the possibility to invest in compliance with its investment policy in assets referred to under investment restrictions I (1) c), d), e) and f)) only invest in transferable securities and money market instruments traded or listed on markets falling under investment restrictions I (1) a) and b).

The Sub-fund may hold up to 20% of its net assets in ancillary liquid assets (bank deposits at sight, such as cash held in current accounts). Under exceptionally unfavourable market conditions and if justified in the interest of the Shareholders, the Sub-fund may temporarily exceed the aforementioned limit for investment in ancillary liquid assets and other liquid instruments.

For the purpose of gaining exposure to shares of companies of the People's Republic of China ("PRC") listed in China, the Sub-fund may invest up to 30% of its net assets in China A-shares (via QFI and/or Stock Connect programmes) and China B-shares issued by companies in the PRC and listed on PRC stock exchanges. At least one month's prior notice will be given to Investors if the Sub-fund intends to invest more than 30% of its net assets in China A-shares and China B-shares and the Prospectus will be updated accordingly.

Exchange traded and over-the-counter derivatives are permitted, including but not limited to futures, swaps, options, currency forwards and/or combinations of the above. Whilst the Sub-fund may use derivatives for investment purposes as well as for hedging and efficient portfolio management, it does not intend to utilize derivatives extensively for such purposes.

Currency The Sub-fund is exposed to the exchange rate movements of the currencies in which the assets of

the Sub-fund are denominated. For the management of the Sub-fund, expectations of currency returns will be taken into consideration when making country allocations/stock selection decisions.

Profile of the typical Investor

The Sub-fund is suitable for Investors who seek ESG considerations to be integrated as binding element in the investment process, while still seeking optimum returns. This Sub-fund is suitable for Investors who see funds as a convenient way of participating in capital market developments. It is also suitable for informed and/or experienced Investors wishing to attain defined investment objectives. The Sub-fund does not provide a capital guarantee. The Investor must be able to accept volatility. This Sub-fund is suitable for Investors who can afford to set aside the capital for at least 5-7 years. It can accommodate the investment objective of capital growth, income and/or portfolio diversification.

Please note that such information is provided for reference only and Investors should consider their own circumstances, including without limitation, their own risk tolerance level, financial circumstance, investment objective etc., before making any investment decisions. If in doubt, Investors should seek professional advice.

Risk profile of the Sub-fund

In emerging and less developed markets the legal, judicial and regulatory infrastructure is still developing and there may be legal uncertainty both for local market participants and their overseas counterparts. Some markets may carry higher risks for Investors who should therefore ensure that, before investing, they understand the risks involved and are satisfied that despite the substantial risk of loss of investment, their investment is suitable as part of their portfolio.

Also, the investments in equity of companies may involve risks (for example linked to transferable securities and stock markets), such as exchange rates and volatility risks. The Sub-fund's investments are subject to market fluctuations. No assurance can therefore be given that the Sub-fund's investment objective will be achieved. It cannot be guaranteed either that the value of a Share in the Sub-fund will not fall below its value at the time of acquisition.

This Sub-fund might invest in China A-shares. Investments in China A-shares carry increased risks, most notably liquidity and credit risks. For further information on these risks, Investors should refer to the heading "Chinese markets risks" under "Section 4 – Risk Considerations" above.

The sustainability risk profile can be split into different sustainability risk sources and is expressed using categories ranging from lowest risk till highest risk. The risk classification relates to both the probability and potential negative impact of sustainability risk on the portfolio return. The classification relates to the portfolio only: there is no comparison to any benchmark.

Robeco distinguishes between sustainability risk of companies and governments. For companies, there is a total risk classification, a classification of environmental risks, a classification of social risks, and a classification of governance risk. The classifications are based on a variety of Environmental, Social, and Governance (ESG) issues provided by a third party that is specialized in the assessment of sustainability risks. The classification provides an indication of the probability and potential impact of an ESG event in the period of one year.

| <i>Company Risk</i> | <i>← Lowest</i> | <i>Highest →</i> |
|-------------------------------|-----------------|------------------|
| Sustainability Risk (Overall) | | X |
| Environmental Risk | | X |
| Social Risk | | X |
| Governance Risk | X | |

Robeco makes use of a climate risk metric provided by a third party specialized in climate risk. Based on a 1.5-degrees decarbonization pathway, the potential impact of climate transition risk is estimated. This is a reflection of the potential decarbonization costs for the next 80 years, of which the heavy point is estimated to be approximately in 15 years. This impact on return is compared to the market risk profile of the Sub-fund and turned into risk classification.

| <i>Company Risk</i> | <i>← Lowest</i> | <i>Highest →</i> |
|-------------------------|-----------------|------------------|
| Climate Transition Risk | X | |

Climate change leads to extreme weather events that may have a negative economic impact on investments. Based on a climate risk model provided by a third party specialized in climate risk, the physical risks that the portfolio is most vulnerable to are assessed. This Sub-fund's primary physical risks are (1) Coastal Flooding, (2) Extreme Heat, and (3) Tropical Cyclone.

Climate risk models are complex and surrounded by a high degree of uncertainty as result of assumptions and availability of data. As result, a change in the methodology may lead to a change in the risk classification. The climate risk model assesses the potential costs for decarbonizing for companies. Active policies and ambitions of companies are not taken into account contrary to the 'ESG' scores that focus on policies and ambitions.

| Risk considerations for the Sub-fund | Investors should note that, in addition to the above mentioned risks, the Sub-fund may use derivatives as part of its investment strategy and such investments are inherently volatile and the Sub-fund could potentially be exposed to additional risks and costs should the market move against it. Such market conditions could mean that Investors could, in certain circumstances, face minimal or no returns, or may even suffer a loss on such investments. | | | |
|---|---|-------------|--------------|-------------------------|
| | The investment risk will be measured using quantitative techniques. The investment risk of using derivatives is also incorporated in these quantitative techniques. For more information regarding e.g. the exposure calculation method, the maximum leverage or the expected levels of leverage as a result of the use of derivatives as well as a brief explanation as to the basis for such calculation, please consult APPENDIX III – RISK MANAGEMENT PROCESS . | | | |
| Base currency | EUR | | | |
| Type of Currency Hedged Share Classes (H) | Portfolio Hedge | | | |
| Issue date | 24 June 2024 | | | |
| Share Classes | Management fee | Service fee | Type | Performance Fee portion |
| Regular Share Classes | | | | |
| Class A | 1.50% | 0.20% | Accumulating | N/A |
| Class AH | 1.50% | 0.20% | Accumulating | N/A |
| Class A1H | 1.50% | 0.20% | Distributing | N/A |
| Class B | 1.50% | 0.20% | Distributing | N/A |
| Class BH | 1.50% | 0.20% | Distributing | N/A |
| Class Bx | 1.50% | 0.20% | Distributing | N/A |
| Class BxH | 1.50% | 0.20% | Distributing | N/A |
| Class D | 1.50% | 0.20% | Accumulating | N/A |
| Class DH | 1.50% | 0.20% | Accumulating | N/A |
| Class D2 | 1.75% | 0.20% | Accumulating | N/A |
| Class D2H | 1.75% | 0.20% | Accumulating | N/A |
| Class D3 | 1.75% | 0.20% | Accumulating | N/A |
| Class D3H | 1.75% | 0.20% | Distributing | N/A |
| Class E | 1.50% | 0.20% | Distributing | N/A |
| Class EH | 1.50% | 0.20% | Distributing | N/A |
| Class M | 2.00% | 0.20% | Accumulating | N/A |
| Class MB | 2.00% | 0.20% | Distributing | N/A |
| Class MBx | 2.00% | 0.20% | Distributing | N/A |
| Class MBxH | 2.00% | 0.20% | Distributing | N/A |
| Class MH | 2.00% | 0.20% | Accumulating | N/A |
| Class M2 | 2.50% | 0.20% | Accumulating | N/A |
| Class M2H | 2.50% | 0.20% | Accumulating | N/A |
| Class M3 | 2.50% | 0.20% | Distributing | N/A |
| Class M3H | 2.50% | 0.20% | Distributing | N/A |
| Privileged Share Classes | | | | |
| Class C | 0.80% | 0.20% | Distributing | N/A |
| Class CH | 0.80% | 0.20% | Distributing | N/A |

| | | | | |
|-----------------------------|-------|-------|--------------|-----|
| Class Cx | 0.80% | 0.20% | Distributing | N/A |
| Class CxH | 0.80% | 0.20% | Distributing | N/A |
| Class F | 0.80% | 0.20% | Accumulating | N/A |
| Class FH | 0.80% | 0.20% | Accumulating | N/A |
| Class G | 0.80% | 0.20% | Distributing | N/A |
| Class GH | 0.80% | 0.20% | Distributing | N/A |
| Class S | 0.80% | 0.20% | Accumulating | N/A |
| Class SH | 0.80% | 0.20% | Accumulating | N/A |
| Class X | 0.80% | 0.20% | Accumulating | N/A |
| Class XH | 0.80% | 0.20% | Accumulating | N/A |
| Institutional Share Classes | | | | |
| Class I | 0.80% | 0.16% | Accumulating | N/A |
| Class IH | 0.80% | 0.16% | Accumulating | N/A |
| Class IB | 0.80% | 0.16% | Distributing | N/A |
| Class IBx | 0.80% | 0.16% | Distributing | N/A |
| Class IBH | 0.80% | 0.16% | Distributing | N/A |
| Class IBxH | 0.80% | 0.16% | Distributing | N/A |
| Class IE | 0.80% | 0.16% | Distributing | N/A |
| Class IM | 1.00% | 0.16% | Accumulating | N/A |
| Class IMB | 1.00% | 0.16% | Distributing | N/A |
| Class IMH | 1.00% | 0.16% | Accumulating | N/A |
| Class K | 0.80% | 0.16% | Accumulating | N/A |
| Class KH | 0.80% | 0.16% | Accumulating | N/A |
| Class KE | 0.80% | 0.16% | Distributing | N/A |
| Class KEH | 0.80% | 0.16% | Distributing | N/A |
| Class K1 | 0.80% | 0.16% | Accumulating | N/A |
| Class K1H | 0.80% | 0.16% | Accumulating | N/A |
| Class K2 | 0.80% | 0.16% | Accumulating | N/A |
| Class K2H | 0.80% | 0.16% | Accumulating | N/A |
| Class K3 | 0.80% | 0.16% | Accumulating | N/A |
| Class K3H | 0.80% | 0.16% | Accumulating | N/A |
| Class Y | 0.80% | 0.16% | Accumulating | N/A |
| Class YH | 0.80% | 0.16% | Accumulating | N/A |
| Class Z | 0.00% | 0.00% | Accumulating | N/A |
| Class ZH | 0.00% | 0.00% | Accumulating | N/A |
| Class ZB | 0.00% | 0.00% | Distributing | N/A |
| Class ZBH | 0.00% | 0.00% | Distributing | N/A |

See Section 3.1 for a more detailed description of all Fees and Expenses.

2. Regional & Country Equity Sub-funds

a) Robeco Asia-Pacific Equities

| | |
|--|---|
| Investment policy | <p><i>Objective</i> The aim of the Sub-fund is to provide long term capital growth while at the same time promoting certain ESG (i.e. Environmental, Social and corporate Governance) characteristics and integrating sustainability risks in the investment process.</p> <p><i>Strategy</i> The Sub-fund will take exposure of at least two thirds of its total assets to equities of companies incorporated in Asia, Australia or New Zealand, or exercising a preponderant part of their economic activities in that region.</p> <p>The Sub-fund promotes environmental and/or social characteristics within the meaning of Article 8 of the Regulation (EU) 2019/2088 of 27 November 2019 on sustainability-related disclosures in the financial sector. The Sub-fund strives for economic results, while at the same time taking into account environmental, social and governance characteristics which are further explained in Appendix VIII.</p> <p>The Sub-fund is actively managed and uses the Benchmark for asset allocation purposes. However, although securities may be components of the Benchmark, securities outside the Benchmark may be selected too. The Sub-fund can deviate substantially from the weightings of the Benchmark. The Portfolio Manager has discretion over the composition of the portfolio subject to the investment objectives. The Sub-fund aims to outperform the Benchmark over the long run, whilst still controlling relative risk through the applications of limits (on countries and sectors) to the extent of deviation from the Benchmark. This will consequently limit the deviation of the performance relative to the Benchmark.</p> <p>The Benchmark is a broad market weighted index that is not consistent with the environmental, social and governance characteristics promoted by the Sub-fund.</p> |
| <i>Financial Instruments and Investment Restrictions</i> | <p>With due consideration given to the investment restrictions and to the extent permitted by the applicable legislation, the Sub-fund may invest in equities, convertible bonds, bonds, units of UCITS and/or other UCIs and derivatives to achieve the investment goals of the Sub-fund.</p> <p>The Sub-fund is allowed to invest in money market instruments, bank deposits (other than deposits at sight) and other eligible liquid assets for treasury purposes and in case of unfavourable market conditions.</p> <p>The Sub-fund may hold up to 20% of its net assets in ancillary liquid assets (bank deposits at sight, such as cash held in current accounts). Under exceptionally unfavourable market conditions and if justified in the interest of the Shareholders, the Sub-fund may temporarily exceed the aforementioned limit for investment in ancillary liquid assets and other liquid instruments.</p> <p>For the purpose of gaining exposure to shares of companies of the People's Republic of China ("PRC") listed in China, the Sub-fund may invest up to 20% of its net assets in China A-shares (via QFI and/or Stock Connect programmes) and China B-shares issued by companies in the PRC and listed on PRC stock exchanges. At least one month's prior notice will be given to Investors if the Sub-fund intends to invest more than 20% of its net assets in China A-shares and China B-shares and the Prospectus will be updated accordingly.</p> <p>Exchange traded and over-the-counter derivatives are permitted, including but not limited to futures, swaps, options, currency forwards and/or combinations of the above. Whilst the Sub-fund may use derivatives for investment purposes as well as for hedging and efficient portfolio management, it does not intend to utilize derivatives extensively for such purposes.</p> |
| <i>Currency</i> | <p>The Sub-fund is exposed to the exchange rate movements of the currencies in which the assets of the Sub-fund are denominated. The Sub-fund may take active currency positions including through the use of derivatives. The active currency positions will cause the Sub-fund to deviate from the weights of the respective currencies in the relevant Benchmark.</p> |
| Profile of the typical Investor | <p>The Sub-fund is suitable for Investors who seek ESG considerations to be integrated as binding element in the investment process, while still seeking optimum returns. This Sub-fund is suitable for Investors who see funds as a convenient way of participating in capital market developments. It is also suitable for informed and/or experienced Investors wishing to attain defined investment</p> |

objectives. The Sub-fund does not provide a capital guarantee. The Investor must be able to accept volatility. This Sub-fund is suitable for Investors who can afford to set aside the capital for at least 5-7 years. It can accommodate the investment objective of capital growth, income and/or portfolio diversification.

Please note that such information is provided for reference only and Investors should consider their own circumstances, including without limitation, their own risk tolerance level, financial circumstance, investment objective etc., before making any investment decisions. If in doubt, Investors should seek professional advice.

Risk profile of the Sub-fund

In emerging and less developed markets the legal, judicial and regulatory infrastructure is still developing and there may be legal uncertainty both for local market participants and their overseas counterparts. Some markets may carry higher risks for Investors who should therefore ensure that, before investing, they understand the risks involved and are satisfied that despite the substantial risk of loss of investment, their investment is suitable as part of their portfolio.

This Sub-fund might invest in China A-shares. Investments in China A-shares carry increased risks, most notably liquidity and credit risks. For further information on these risks, Investors should refer to the heading "Chinese markets risks" under "Section 4 – Risk Considerations" above.

The investments in equity of companies may involve risks (for example linked to transferable securities and stock markets), such as exchange rates and volatility risks. The Sub-fund's investments are subject to market fluctuations. No assurance can, therefore, be given that the Sub-fund's investment objective will be achieved. It cannot be guaranteed either that the value of a Share in the Sub-fund will not fall below its value at the time of acquisition.

The sustainability risk profile can be split into different sustainability risk sources and is expressed using categories ranging from lowest risk till highest risk. The risk classification relates to both the probability and potential negative impact of sustainability risk on the portfolio return. The classification relates to the portfolio only: there is no comparison to any benchmark.

Robeco distinguishes between sustainability risk of companies and governments. For companies, there is a total risk classification, a classification of environmental risks, a classification of social risks, and a classification of governance risk. The classifications are based on a variety of Environmental, Social, and Governance (ESG) issues provided by a third party that is specialized in the assessment of sustainability risks. The classification provides an indication of the probability and potential impact of an ESG event in the period of one year.

| <i>Company Risk</i> | ← <i>Lowest</i> | <i>Highest</i> → |
|-------------------------------|-----------------|------------------|
| Sustainability Risk (Overall) | | X |
| Environmental Risk | X | |
| Social Risk | | X |
| Governance Risk | | X |

Robeco makes use of a climate risk metric provided by a third party specialized in climate risk. Based on a 1.5-degrees decarbonization pathway, the potential impact of climate transition risk is estimated. This is a reflection of the potential decarbonization costs for the next 80 years, of which the heavy point is estimated to be approximately in 15 years. This impact on return is compared to the market risk profile of the Sub-fund and turned into risk classification.

| <i>Company Risk</i> | ← <i>Lowest</i> | <i>Highest</i> → |
|-------------------------|-----------------|------------------|
| Climate Transition Risk | X | |

Climate change leads to extreme weather events that may have a negative economic impact on investments. Based on a climate risk model provided by a third party specialized in climate risk, the

| | | | | |
|---|---|-------------|--------------|-------------------------|
| | physical risks that the portfolio is most vulnerable to are assessed. This Sub-fund's primary physical risks are (1) Coastal Flooding, (2) Extreme Heat, and (3) Tropical Cyclone. | | | |
| | Climate risk models are complex and surrounded by a high degree of uncertainty as result of assumptions and availability of data. As result, a change in the methodology may lead to a change in the risk classification. The climate risk model assesses the potential costs for decarbonizing for companies. Active policies and ambitions of companies are not taken into account contrary to the 'ESG' scores that focus on policies and ambitions. | | | |
| Risk considerations for the Sub-fund | <p>Investors should note that, in addition to the above mentioned risks, the Sub-fund may use derivatives as part of its investment strategy and such investments are inherently volatile and the Sub-fund could potentially be exposed to additional risks and costs should the market move against it. Such market conditions could mean that Investors could, in certain circumstances, face minimal or no returns, or may even suffer a loss on such investments.</p> <p>The investment risk will be measured using quantitative techniques. The investment risk of using derivatives is also incorporated in these quantitative techniques. For more information regarding e.g. the exposure calculation method, the maximum leverage or the expected levels of leverage as a result of the use of derivatives as well as a brief explanation as to the basis for such calculation, please consult APPENDIX III – RISK MANAGEMENT PROCESS.</p> | | | |
| Portfolio Manager | The Management Company has appointed Robeco Hong Kong Ltd. as Portfolio Manager. Robeco Hong Kong Ltd. is in charge of the day-to-day management of the assets of the Sub-fund. The agreement with Robeco Hong Kong Ltd. shall terminate immediately on termination of the Management Company Services Agreement. | | | |
| Base currency | EUR | | | |
| Type of Currency Hedged Share Classes (H) | Portfolio Hedge | | | |
| Issue date | 17 April 1998 | | | |
| Share Classes | Management fee | Service fee | Type | Performance Fee portion |
| Regular share classes | | | | |
| Class A | 1.75% | 0.20% | Accumulating | N/A |
| Class AH | 1.75% | 0.20% | Accumulating | N/A |
| Class A1 | 1.75% | 0.20% | Distributing | N/A |
| Class A1H | 1.75% | 0.20% | Distributing | N/A |
| Class B | 1.50% | 0.20% | Distributing | N/A |
| Class BH | 1.50% | 0.20% | Distributing | N/A |
| Class D | 1.50% | 0.20% | Accumulating | N/A |
| Class DH | 1.50% | 0.20% | Accumulating | N/A |
| Class D2 | 1.75% | 0.20% | Accumulating | N/A |
| Class D2H | 1.75% | 0.20% | Accumulating | N/A |
| Class D3 | 1.75% | 0.20% | Distributing | N/A |
| Class D3H | 1.75% | 0.20% | Distributing | N/A |
| Class E | 1.50% | 0.20% | Distributing | N/A |
| Class EH | 1.50% | 0.20% | Distributing | N/A |
| Class M | 2.00% | 0.20% | Accumulating | N/A |
| Class MB | 2.00% | 0.20% | Distributing | N/A |
| Class MBH | 2.00% | 0.20% | Distributing | N/A |
| Class MBx | 2.00% | 0.20% | Distributing | N/A |
| Class MBxH | 2.00% | 0.20% | Distributing | N/A |
| Class MH | 2.00% | 0.20% | Accumulating | N/A |
| Class M2 | 2.50% | 0.20% | Accumulating | N/A |
| Class M2H | 2.50% | 0.20% | Accumulating | N/A |
| Class M3 | 2.50% | 0.20% | Distributing | N/A |
| Class M3H | 2.50% | 0.20% | Distributing | N/A |
| Privileged share classes | | | | |
| Class C | 0.75% | 0.20% | Distributing | N/A |
| Class CH | 0.75% | 0.20% | Distributing | N/A |

| | | | | |
|-----------------------------|-------|-------|--------------|-----|
| Class Cx | 0.75% | 0.20% | Distributing | N/A |
| Class CxH | 0.75% | 0.20% | Distributing | N/A |
| Class F | 0.75% | 0.20% | Accumulating | N/A |
| Class FH | 0.75% | 0.20% | Accumulating | N/A |
| Class G | 0.75% | 0.20% | Distributing | N/A |
| Class GH | 0.75% | 0.20% | Distributing | N/A |
| Class S | 0.75% | 0.20% | Accumulating | N/A |
| Class SH | 0.75% | 0.20% | Accumulating | N/A |
| Institutional share classes | | | | |
| Class I | 0.80% | 0.16% | Accumulating | N/A |
| Class IH | 0.80% | 0.16% | Accumulating | N/A |
| Class IB | 0.80% | 0.16% | Distributing | N/A |
| Class IBx | 0.80% | 0.16% | Distributing | N/A |
| Class IBH | 0.80% | 0.16% | Distributing | N/A |
| Class IBxH | 0.80% | 0.16% | Distributing | N/A |
| Class IE | 0.80% | 0.16% | Distributing | N/A |
| Class IM | 1.00% | 0.16% | Accumulating | N/A |
| Class IMB | 1.00% | 0.16% | Distributing | N/A |
| Class IMH | 1.00% | 0.16% | Accumulating | N/A |
| Class K | 0.80% | 0.16% | Accumulating | N/A |
| Class KH | 0.80% | 0.16% | Accumulating | N/A |
| Class K1 | 0.80% | 0.16% | Accumulating | N/A |
| Class K1H | 0.80% | 0.16% | Accumulating | N/A |
| Class K2 | 0.80% | 0.16% | Accumulating | N/A |
| Class K2H | 0.80% | 0.16% | Accumulating | N/A |
| Class K3 | 0.80% | 0.16% | Accumulating | N/A |
| Class K3H | 0.80% | 0.16% | Accumulating | N/A |
| Class Z | 0.00% | 0.00% | Accumulating | N/A |
| Class ZH | 0.00% | 0.00% | Accumulating | N/A |
| Class ZB | 0.00% | 0.00% | Distributing | N/A |
| Class ZBH | 0.00% | 0.00% | Distributing | N/A |

See Section 3.1 for a more detailed description of all Fees and Expenses.

b) Robeco Sustainable European Stars Equities

| | |
|--|--|
| Investment policy | <p><i>Objective</i> The aim of the Sub-fund is to provide long term capital growth while at the same time aiming for a better sustainability profile compared to the Benchmark by promoting certain ESG (i.e. Environmental, Social and corporate Governance) characteristics and integrating sustainability risks in the investment process. The Sub-fund also aims for an improved environmental footprint compared to the Benchmark.</p> <p><i>Strategy</i> The Sub-fund will invest at least three-quarters of its total assets in equities of companies which incorporated in the European Union, the UK or certain countries of the European Economic Area (please consult Appendix II "Investment Restrictions" for more detailed information) and show an elevated degree of sustainability. The Sub-fund will take exposure of at least three-quarters of its total assets in equities of companies that mainly operate in mature economies (developed markets).</p> <p>The Sub-fund promotes environmental and/or social characteristics within the meaning of Article 8 of the Regulation (EU) 2019/2088 of 27 November 2019 on sustainability-related disclosures in the financial sector. The Sub-fund strives for economic results, while at the same time taking into account environmental, social and governance characteristics which are further explained in Appendix VIII.</p> <p>The Sub-fund is actively managed and uses the Benchmark for asset allocation purposes. The securities selected for the Sub-fund's investment universe may be components of the Benchmark, but securities outside the Benchmark may be selected too. The Management Company may use its discretion to invest in companies or sectors not included in the Benchmark based upon opportunities found through fundamental or proprietary ESG research. The Sub-fund can deviate substantially from the weightings of the Benchmark. The Portfolio Manager has discretion over the composition of the portfolio subject to the investment objectives. The investment strategy aims to outperform the Benchmark over the long run whilst applying market risk limits (on countries, currencies and sectors) that limit the extent of deviation from the Benchmark (see APPENDIX III – RISK MANAGEMENT PROCESS).</p> <p>The Benchmark is a broad market weighted index that is not consistent with the environmental, social and governance characteristics promoted by the Sub-fund.</p> |
| <i>Financial Instruments and Investment Restrictions</i> | <p>With due consideration given to the investment restrictions and to the extent permitted by the applicable legislation, the Sub-fund may invest in equities, convertible bonds, bonds, units of UCITS and/or other UCIs and derivatives to achieve the investment goals of the Sub-fund.</p> <p>The Sub-fund is allowed to invest in money market instruments, bank deposits (other than deposits at sight) and other eligible liquid assets for treasury purposes and in case of unfavourable market conditions.</p> <p>The Sub-fund may hold up to 20% of its net assets in ancillary liquid assets (bank deposits at sight, such as cash held in current accounts). Under exceptionally unfavourable market conditions and if justified in the interest of the Shareholders, the Sub-fund may temporarily exceed the aforementioned limit for investment in ancillary liquid assets and other liquid instruments.</p> <p>Exchange traded and over-the-counter derivatives are permitted, including but not limited to futures, swaps, options, currency forwards and/or combinations of the above. Whilst the Sub-fund may use derivatives for investment purposes as well as for hedging and efficient portfolio management, it does not intend to utilize derivatives extensively for such purposes.</p> |
| <i>Currency</i> | <p>The Sub-fund is exposed to the exchange rate movements of the currencies in which the assets of the Sub-fund are denominated. For the management of the Sub-fund, expectations of currency returns will be taken into consideration when making country allocations/stock selection decisions.</p> |
| Profile of the typical Investor | <p>The Sub-fund is suitable for Investors who want ESG considerations to be integrated as binding element in the investment process, but also to make a contribution to an environmental objective e.g. environmental footprint reduction, in addition to creating returns. It is also suitable for informed and/or experienced Investors wishing to attain defined investment objectives. The Sub-fund does not provide a capital guarantee. The Investor must be able to accept volatility. This Sub-fund is suitable for Investors who can afford to set aside the capital for at least 5-7 years. It can accommodate the investment objective of capital growth, income and/or portfolio diversification.</p> <p>Please note that such information is provided for reference only and Investors should consider their own circumstances, including without limitation, their own risk tolerance level, financial circumstance,</p> |

investment objective etc., before making any investment decisions. If in doubt, Investors should seek professional advice.

Risk profile of the Sub-fund The investments in equity of companies may involve risks (for example linked to transferable securities and stock markets), such as exchange rates and volatility risks. The Sub-fund's investments are subject to market fluctuations. No assurance can, therefore, be given that the Sub-fund's investment objective will be achieved. It cannot be guaranteed either that the value of a Share in the Sub-fund will not fall below its value at the time of acquisition.

The sustainability risk profile can be split into different sustainability risk sources and is expressed using categories ranging from lowest risk till highest risk. The risk classification relates to both the probability and potential negative impact of sustainability risk on the portfolio return. The classification relates to the portfolio only: there is no comparison to any benchmark.

Robeco distinguishes between sustainability risk of companies and governments. For companies, there is a total risk classification, a classification of environmental risks, a classification of social risks, and a classification of governance risk. The classifications are based on a variety of Environmental, Social, and Governance (ESG) issues provided by a third party that is specialized in the assessment of sustainability risks. The classification provides an indication of the probability and potential impact of an ESG event in the period of one year.

| <i>Company Risk</i> | ← <i>Lowest</i> | <i>Highest</i> → |
|-------------------------------|-----------------|------------------|
| Sustainability Risk (Overall) | | X |
| Environmental Risk | X | |
| Social Risk | | X |
| Governance Risk | | X |

Robeco makes use of a climate risk metric provided by a third party specialized in climate risk. Based on a 1.5-degrees decarbonization pathway, the potential impact of climate transition risk is estimated. This is a reflection of the potential decarbonization costs for the next 80 years, of which the heavy point is estimated to be approximately in 15 years. This impact on return is compared to the market risk profile of the Sub-fund and turned into risk classification.

| <i>Company Risk</i> | ← <i>Lowest</i> | <i>Highest</i> → |
|-------------------------|-----------------|------------------|
| Climate Transition Risk | X | |

Climate change leads to extreme weather events that may have a negative economic impact on investments. Based on a climate risk model provided by a third party specialized in climate risk, the physical risks that the portfolio is most vulnerable to are assessed. This Sub-fund's primary physical risks are (1) Extreme Heat, (2) Coastal Flooding, and (3) Extreme Precipitation.

Climate risk models are complex and surrounded by a high degree of uncertainty as result of assumptions and availability of data. As result, a change in the methodology may lead to a change in the risk classification. The climate risk model assesses the potential costs for decarbonizing for companies. Active policies and ambitions of companies are not taken into account contrary to the 'ESG' scores that focus on policies and ambitions.

Risk considerations for the Sub-fund Investors should note that, in addition to the above mentioned risks, the Sub-fund may use derivatives as part of its investment strategy and such investments are inherently volatile and the Sub-fund could potentially be exposed to additional risks and costs should the market move against it. Such market conditions could mean that Investors could, in certain circumstances, face minimal or no returns, or may even suffer a loss on such investments.

The investment risk will be measured using quantitative techniques. The investment risk of using derivatives is also incorporated in these quantitative techniques. For more information regarding e.g. the exposure calculation method, the maximum leverage or the expected levels of leverage as a result of the

use of derivatives as well as a brief explanation as to the basis for such calculation, please consult [APPENDIX III – RISK MANAGEMENT PROCESS](#).

Portfolio Manager The Management Company has appointed Robeco Schweiz AG as Portfolio Manager. Robeco Schweiz AG is in charge of the day-to-day management of the assets of the Sub-fund. The agreement with Robeco Schweiz AG shall terminate immediately on termination of the Management Company Services Agreement.

Base currency EUR

Type of Currency Hedged Share Classes (H) Portfolio Hedge

Issue date 17 April 1998

| Share Classes | Management fee | Service fee | Type | Performance Fee portion |
|------------------------------------|----------------|-------------|--------------|-------------------------|
| Regular share classes | | | | |
| Class A | 1.50% | 0.16% | Accumulating | N/A |
| Class AH | 1.50% | 0.16% | Accumulating | N/A |
| Class A1 | 1.50% | 0.16% | Distributing | N/A |
| Class A1H | 1.50% | 0.16% | Distributing | N/A |
| Class B | 1.25% | 0.16% | Distributing | N/A |
| Class BH | 1.25% | 0.16% | Distributing | N/A |
| Class D | 1.25% | 0.16% | Accumulating | N/A |
| Class DH | 1.25% | 0.16% | Accumulating | N/A |
| Class D2 | 1.50% | 0.16% | Accumulating | N/A |
| Class D2H | 1.50% | 0.16% | Accumulating | N/A |
| Class D3 | 1.50% | 0.16% | Distributing | N/A |
| Class D3H | 1.50% | 0.16% | Distributing | N/A |
| Class E | 1.25% | 0.16% | Distributing | N/A |
| Class EH | 1.25% | 0.16% | Distributing | N/A |
| Class M | 2.25% | 0.16% | Accumulating | N/A |
| Class MH | 2.25% | 0.16% | Accumulating | N/A |
| Class M2 | 2.50% | 0.16% | Accumulating | N/A |
| Class M2H | 2.50% | 0.16% | Accumulating | N/A |
| Class M3 | 2.50% | 0.16% | Distributing | N/A |
| Class M3H | 2.50% | 0.16% | Distributing | N/A |
| Privileged share classes | | | | |
| Class C | 0.63% | 0.16% | Distributing | N/A |
| Class CH | 0.63% | 0.16% | Distributing | N/A |
| Class Cx | 0.63% | 0.16% | Distributing | N/A |
| Class CxH | 0.63% | 0.16% | Distributing | N/A |
| Class F | 0.63% | 0.16% | Accumulating | N/A |
| Class FH | 0.63% | 0.16% | Accumulating | N/A |
| Class G | 0.63% | 0.16% | Distributing | N/A |
| Class GH | 0.63% | 0.16% | Distributing | N/A |
| Class S | 0.63% | 0.16% | Accumulating | N/A |
| Class SH | 0.63% | 0.16% | Accumulating | N/A |
| Institutional share classes | | | | |
| Class I | 0.70% | 0.12% | Accumulating | N/A |
| Class IH | 0.70% | 0.12% | Accumulating | N/A |
| Class IB | 0.70% | 0.12% | Distributing | N/A |
| Class IBx | 0.70% | 0.12% | Distributing | N/A |
| Class IBH | 0.70% | 0.12% | Distributing | N/A |
| Class IBxH | 0.70% | 0.12% | Distributing | N/A |
| Class IE | 0.70% | 0.12% | Distributing | N/A |
| Class K | 0.70% | 0.12% | Accumulating | N/A |
| Class KH | 0.70% | 0.12% | Accumulating | N/A |
| Class K1 | 0.70% | 0.12% | Accumulating | N/A |
| Class K1H | 0.70% | 0.12% | Accumulating | N/A |

| | | | | |
|-----------|-------|-------|--------------|-----|
| Class K2 | 0.70% | 0.12% | Accumulating | N/A |
| Class K2H | 0.70% | 0.12% | Accumulating | N/A |
| Class K3 | 0.70% | 0.12% | Accumulating | N/A |
| Class K3H | 0.70% | 0.12% | Accumulating | N/A |
| Class Z | 0.00% | 0.00% | Accumulating | N/A |
| Class ZH | 0.00% | 0.00% | Accumulating | N/A |
| Class ZB | 0.00% | 0.00% | Distributing | N/A |
| Class ZBH | 0.00% | 0.00% | Distributing | N/A |

See Section 3.1 for a more detailed description of all Fees and Expenses.

c) Robeco QI European Conservative Equities

Investment policy

Objective The aim of the Sub-fund is to provide long term capital growth while at the same time aiming for a better sustainability profile compared to the Benchmark by promoting certain ESG (i.e. Environmental, Social and corporate Governance) characteristics and integrating sustainability risks in the investment process.

Strategy The Sub-fund will take exposure of at least two-thirds of its total assets to equities of companies incorporated or exercising a preponderant part of their economic activities in Europe. The Sub-fund will focus on investing in equities that show lower expected volatility than average European equity. Conservative stands for the focus on equity with lower expected volatility.

The Sub-fund promotes environmental and/or social characteristics within the meaning of Article 8 of the Regulation (EU) 2019/2088 of 27 November 2019 on sustainability-related disclosures in the financial sector. The Sub-fund strives for economic results, while at the same time taking into account environmental, social and governance characteristics which are further explained in Appendix VIII.

The Sub-fund is actively managed and uses the Benchmark for asset allocation purposes. However, although securities may be components of the Benchmark, securities outside the Benchmark may be selected too. The Sub-fund can deviate substantially from the weightings of the Benchmark. The Management Company has discretion over the composition of the portfolio subject to the investment objectives. The Sub-fund aims to achieve returns equal to, or greater than, those on the Benchmark with lower expected downside risk, whilst still controlling relative risk through the applications of limits (on countries and sectors) to the extent of deviation from the Benchmark.

The Benchmark is a broad market weighted index that is not consistent with the environmental, social and governance characteristics promoted by the Sub-fund.

Financial Instruments and Investment Restrictions With due consideration given to the investment restrictions and to the extent permitted by the applicable legislation, the Sub-fund may invest in equities, convertible bonds, bonds, units of UCITS and/or other UCIs and derivatives to achieve the investment goals of the Sub-fund.

The Sub-fund is allowed to invest in money market instruments, bank deposits (other than deposits at sight) and other eligible liquid assets for treasury purposes and in case of unfavourable market conditions.

The Sub-fund may hold up to 20% of its net assets in ancillary liquid assets (bank deposits at sight, such as cash held in current accounts). Under exceptionally unfavourable market conditions and if justified in the interest of the Shareholders, the Sub-fund may temporarily exceed the aforementioned limit for investment in ancillary liquid assets and other liquid instruments.

Exchange traded and over-the-counter derivatives are permitted, including but not limited to futures, swaps, options, currency forwards and/or combinations of the above. Whilst the Sub-fund may use derivatives for investment purposes as well as for hedging and efficient portfolio management, it does not intend to utilize derivatives extensively for such purposes.

Currency The Sub-fund is exposed to the exchange rate movements of the currencies in which the assets of the Sub-fund are denominated. For the management of the Sub-fund, expectations of currency returns will be taken into consideration when making country allocations/stock selection decisions.

Profile of the typical Investor

The Sub-fund is suitable for Investors who seek ESG considerations to be integrated as binding element in the investment process, while still seeking optimum returns. This Sub-fund is suitable for Investors who see funds as a convenient way of participating in capital market developments. It is also suitable for informed and/or experienced Investors wishing to attain defined investment objectives. The Sub-fund does not provide a capital guarantee. The Investor must be able to accept volatility. This Sub-fund is suitable for Investors who can afford to set aside the capital for at least 5-7 years. It can accommodate the investment objective of capital growth, income and/or portfolio diversification.

Please note that such information is provided for reference only and Investors should consider their own circumstances, including without limitation, their own risk tolerance level, financial circumstance, investment objective etc., before making any investment decisions. If in doubt, Investors should seek professional advice.

Risk profile of the Sub-fund The investments in equity of companies may involve risks (for example linked to transferable securities and stock markets), such as exchange rates and volatility risks. The Sub-fund's investments are subject to market fluctuations. No assurance can, therefore, be given that the Sub-fund's investment objective will be achieved. It cannot be guaranteed either that the value of a Share in the Sub-fund will not fall below its value at the time of acquisition.

The sustainability risk profile can be split into different sustainability risk sources and is expressed using categories ranging from lowest risk till highest risk. The risk classification relates to both the probability and potential negative impact of sustainability risk on the portfolio return. The classification relates to the portfolio only: there is no comparison to any benchmark.

Robeco distinguishes between sustainability risk of companies and governments. For companies, there is a total risk classification, a classification of environmental risks, a classification of social risks, and a classification of governance risk. The classifications are based on a variety of Environmental, Social, and Governance (ESG) issues provided by a third party that is specialized in the assessment of sustainability risks. The classification provides an indication of the probability and potential impact of an ESG event in the period of one year.

| <i>Company Risk</i> | ← <i>Lowest</i> | <i>Highest</i> → |
|-------------------------------|-----------------|------------------|
| Sustainability Risk (Overall) | X | |
| Environmental Risk | X | |
| Social Risk | | X |
| Governance Risk | X | |

Robeco makes use of a climate risk metric provided by a third party specialized in climate risk. Based on a 1.5-degrees decarbonization pathway, the potential impact of climate transition risk is estimated. This is a reflection of the potential decarbonization costs for the next 80 years, of which the heavy point is estimated to be approximately in 15 years. This impact on return is compared to the market risk profile of the Sub-fund and turned into risk classification.

| <i>Company Risk</i> | ← <i>Lowest</i> | <i>Highest</i> → |
|-------------------------|-----------------|------------------|
| Climate Transition Risk | X | |

Climate change leads to extreme weather events that may have a negative economic impact on investments. Based on a climate risk model provided by a third party specialized in climate risk, the physical risks that the portfolio is most vulnerable to are assessed. This Sub-fund's primary physical risks are (1) Extreme Heat, (2) Coastal Flooding, and (3) Tropical Cyclone.

Climate risk models are complex and surrounded by a high degree of uncertainty as result of assumptions and availability of data. As result, a change in the methodology may lead to a change in the risk classification. The climate risk model assesses the potential costs for decarbonizing for companies. Active policies and ambitions of companies are not taken into account contrary to the 'ESG' scores that focus on policies and ambitions.

Risk considerations for the Sub-fund Investors should note that, in addition to the above mentioned risks, the Sub-fund may use derivatives as part of its investment strategy and such investments are inherently volatile and the Sub-fund could potentially be exposed to additional risks and costs should the market move against it. Such market conditions could mean that Investors could, in certain circumstances, face minimal or no returns, or may even suffer a loss on such investments.

The investment risk will be measured using quantitative techniques. The investment risk of using derivatives is also incorporated in these quantitative techniques. For more information regarding e.g. the exposure calculation method, the maximum leverage or the expected levels of leverage as a result of the use of derivatives as well as a brief explanation as to the basis for such calculation, please consult [APPENDIX III – RISK MANAGEMENT PROCESS](#).

| Base currency | EUR | | | |
|---|-----------------|-------------|--------------|-------------------------|
| Type of Currency Hedged Share Classes (H) | Portfolio Hedge | | | |
| Issue date | 7 August 2007 | | | |
| Share Classes | Management fee | Service fee | Type | Performance Fee portion |
| Regular share classes | | | | |
| Class A | 1.50% | 0.16% | Accumulating | N/A |
| Class AH | 1.50% | 0.16% | Accumulating | N/A |
| Class A1 | 1.50% | 0.16% | Distributing | N/A |
| Class A1H | 1.50% | 0.16% | Distributing | N/A |
| Class B* | 0.80% | 0.16% | Distributing | N/A |
| Class Ba* | 0.80% | 0.16% | Distributing | N/A |
| Class BH* | 0.80% | 0.16% | Distributing | N/A |
| Class BaH* | 0.80% | 0.16% | Distributing | N/A |
| Class D | 0.80% | 0.16% | Accumulating | N/A |
| Class DH | 0.80% | 0.16% | Accumulating | N/A |
| Class D2 | 1.50% | 0.16% | Accumulating | N/A |
| Class D2H | 1.50% | 0.16% | Accumulating | N/A |
| Class D3 | 1.50% | 0.16% | Distributing | N/A |
| Class D3H | 1.50% | 0.16% | Distributing | N/A |
| Class E* | 0.80% | 0.16% | Distributing | N/A |
| Class EH* | 0.80% | 0.16% | Distributing | N/A |
| Class M | 1.50% | 0.16% | Accumulating | N/A |
| Class MBx | 1.50% | 0.16% | Distributing | N/A |
| Class MBxH | 1.50% | 0.16% | Distributing | N/A |
| Class MH | 1.50% | 0.16% | Accumulating | N/A |
| Class M2 | 1.75% | 0.16% | Accumulating | N/A |
| Class M2H | 2.50% | 0.16% | Accumulating | N/A |
| Class M3 | 2.50% | 0.16% | Distributing | N/A |
| Class M3H | 2.50% | 0.16% | Distributing | N/A |
| Privileged share classes | | | | |
| Class C* | 0.40% | 0.16% | Distributing | N/A |
| Class CH* | 0.40% | 0.16% | Distributing | N/A |
| Class Cx | 0.40% | 0.16% | Distributing | N/A |
| Class CxH | 0.40% | 0.16% | Distributing | N/A |
| Class F | 0.40% | 0.16% | Accumulating | N/A |
| Class FH | 0.40% | 0.16% | Accumulating | N/A |
| Class G* | 0.40% | 0.16% | Distributing | N/A |
| Class GH* | 0.40% | 0.16% | Distributing | N/A |
| Class S | 0.40% | 0.16% | Accumulating | N/A |
| Class SH | 0.40% | 0.16% | Accumulating | N/A |
| Institutional share classes | | | | |
| Class I | 0.45% | 0.12% | Accumulating | N/A |
| Class IH | 0.45% | 0.12% | Accumulating | N/A |
| Class IB | 0.45% | 0.12% | Distributing | N/A |
| Class IBx | 0.45% | 0.12% | Distributing | N/A |
| Class IBH | 0.45% | 0.12% | Distributing | N/A |
| Class IBxH | 0.45% | 0.12% | Distributing | N/A |
| Class IE | 0.45% | 0.12% | Distributing | N/A |
| Class IEH | 0.45% | 0.12% | Distributing | N/A |
| Class IM | 0.80% | 0.12% | Accumulating | N/A |
| Class IMH | 0.80% | 0.12% | Accumulating | N/A |
| Class IMB | 0.80% | 0.12% | Distributing | N/A |
| Class K | 0.45% | 0.12% | Accumulating | N/A |
| Class KH | 0.45% | 0.12% | Accumulating | N/A |
| Class K1 | 0.45% | 0.12% | Accumulating | N/A |
| Class K1H | 0.45% | 0.12% | Accumulating | N/A |

| | | | | |
|-----------|-------|-------|--------------|-----|
| Class K2 | 0.45% | 0.12% | Accumulating | N/A |
| Class K2H | 0.45% | 0.12% | Accumulating | N/A |
| Class K3 | 0.45% | 0.12% | Accumulating | N/A |
| Class K3H | 0.45% | 0.12% | Accumulating | N/A |
| Class Z | 0.00% | 0.00% | Accumulating | N/A |
| Class ZH | 0.00% | 0.00% | Accumulating | N/A |
| Class ZB | 0.00% | 0.00% | Distributing | N/A |
| Class ZBH | 0.00% | 0.00% | Distributing | N/A |

*For promotional purposes, these Share Classes may be referred to as "Robeco European Conservative High Dividend Equities" in marketing material for Investors.

See Section 3.1 for a more detailed description of all Fees and Expenses.

d) Robeco QI US Conservative Equities

Investment policy

Objective The aim of the Sub-fund is to provide long term capital growth while at the same time aiming for a better sustainability profile compared to the Benchmark by promoting certain ESG (i.e. Environmental, Social and corporate Governance) characteristics and integrating sustainability risks in the investment process.

Strategy The Sub-fund will take exposure of at least two-thirds of the total assets of the Sub-fund to equities of companies incorporated or exercising a preponderant part of their economic activities in the United States. The Sub-fund will focus on investing in equities that show lower expected volatility than average US equity. Conservative stands for the focus on equity with lower expected volatility.

The Sub-fund promotes environmental and/or social characteristics within the meaning of Article 8 of the Regulation (EU) 2019/2088 of 27 November 2019 on sustainability-related disclosures in the financial sector. The Sub-fund strives for economic results, while at the same time taking into account environmental, social and governance characteristics which are further explained in Appendix VIII.

The Sub-fund is actively managed and uses the Benchmark for asset allocation purposes. However, although securities may be components of the Benchmark, securities outside the Benchmark may be selected too. The Sub-fund can deviate substantially from the weightings of the Benchmark. The Management Company has discretion over the composition of the portfolio subject to the investment objectives. The Sub-fund aims to achieve returns equal to, or greater than, those on the Benchmark with lower expected downside risk, whilst still controlling relative risk through the applications of limits (on countries and sectors) to the extent of deviation from the Benchmark.

The Benchmark is a broad market weighted index that is not consistent with the environmental, social and governance characteristics promoted by the Sub-fund.

Financial Instruments and Investment Restrictions With due consideration given to the investment restrictions and to the extent permitted by the applicable legislation, the Sub-fund may invest in equities, convertible bonds, bonds, units of UCITS and/or other UCIs and derivatives to achieve the investment goals of the Sub-fund.

The Sub-fund is allowed to invest in money market instruments, bank deposits (other than deposits at sight) and other eligible liquid assets for treasury purposes and in case of unfavourable market conditions.

The Sub-fund may hold up to 20% of its net assets in ancillary liquid assets (bank deposits at sight, such as cash held in current accounts). Under exceptionally unfavourable market conditions and if justified in the interest of the Shareholders, the Sub-fund may temporarily exceed the aforementioned limit for investment in ancillary liquid assets and other liquid instruments.

Exchange traded and over-the-counter derivatives are permitted, including but not limited to futures, swaps, options, currency forwards and/or combinations of the above. Whilst the Sub-fund may use derivatives for investment purposes as well as for hedging and efficient portfolio management, it does not intend to utilize derivatives extensively for such purposes.

Currency The Sub-fund is exposed to the exchange rate movements of the currencies in which the assets of the Sub-fund are denominated.

Profile of the typical Investor The Sub-fund is suitable for Investors who seek ESG considerations to be integrated as binding element in the investment process, while still seeking optimum returns. This Sub-fund is suitable for Investors who see funds as a convenient way of participating in capital market developments. It is also suitable for informed and/or experienced Investors wishing to attain defined investment objectives. The Sub-fund does not provide a capital guarantee. The Investor must be able to accept volatility. This Sub-fund is suitable for Investors who can afford to set aside the capital for at least 5-7 years. It can accommodate the investment objective of capital growth, income and/or portfolio diversification.

Please note that such information is provided for reference only and Investors should consider their own circumstances, including without limitation, their own risk tolerance level, financial circumstance, investment objective etc., before making any investment decisions. If in doubt, Investors should seek professional advice.

Risk profile of the Sub-fund

The investments in equity of companies may involve risks (for example linked to transferable securities and stock markets), such as exchange rates and volatility risks. The Sub-fund's investments are subject to market fluctuations. No assurance can, therefore, be given that the Sub-fund's investment objective will be achieved. It cannot be guaranteed either that the value of a Share in the Sub-fund will not fall below its value at the time of acquisition.

The sustainability risk profile can be split into different sustainability risk sources and is expressed using categories ranging from lowest risk till highest risk. The risk classification relates to both the probability and potential negative impact of sustainability risk on the portfolio return. The classification relates to the portfolio only: there is no comparison to any benchmark.

Robeco distinguishes between sustainability risk of companies and governments. For companies, there is a total risk classification, a classification of environmental risks, a classification of social risks, and a classification of governance risk. The classifications are based on a variety of Environmental, Social, and Governance (ESG) issues provided by a third party that is specialized in the assessment of sustainability risks. The classification provides an indication of the probability and potential impact of an ESG event in the period of one year.

| <i>Company Risk</i> | ← <i>Lowest</i> | <i>Highest</i> → |
|-------------------------------|-----------------|------------------|
| Sustainability Risk (Overall) | X | |
| Environmental Risk | X | |
| Social Risk | | X |
| Governance Risk | X | |

Robeco makes use of a climate risk metric provided by a third party specialized in climate risk. Based on a 1.5-degrees decarbonization pathway, the potential impact of climate transition risk is estimated. This is a reflection of the potential decarbonization costs for the next 80 years, of which the heavy point is estimated to be approximately in 15 years. This impact on return is compared to the market risk profile of the Sub-fund and turned into risk classification.

| <i>Company Risk</i> | ← <i>Lowest</i> | <i>Highest</i> → |
|-------------------------|-----------------|------------------|
| Climate Transition Risk | X | |

Climate change leads to extreme weather events that may have a negative economic impact on investments. Based on a climate risk model provided by a third party specialized in climate risk, the physical risks that the portfolio is most vulnerable to are assessed. This Sub-fund's primary physical risks are (1) Extreme Heat, (2) Coastal Flooding, and (3) Tropical Cyclone.

Climate risk models are complex and surrounded by a high degree of uncertainty as result of assumptions and availability of data. As result, a change in the methodology may lead to a change in the risk classification. The climate risk model assesses the potential costs for decarbonizing for companies. Active policies and ambitions of companies are not taken into account contrary to the 'ESG' scores that focus on policies and ambitions.

Risk considerations for the Sub-fund

Investors should note that, in addition to the above mentioned risks, the Sub-fund may use derivatives as part of its investment strategy and such investments are inherently volatile and the Sub-fund could potentially be exposed to additional risks and costs should the market move against it. Such market conditions could mean that Investors could, in certain circumstances, face minimal or no returns, or may even suffer a loss on such investments.

The investment risk will be measured using quantitative techniques. The investment risk of using derivatives is also incorporated in these quantitative techniques. For more information regarding e.g. the exposure calculation method, the maximum leverage or the expected levels of leverage as a result of the use of derivatives as well as a brief explanation as to the basis for such calculation, please consult [APPENDIX III – RISK MANAGEMENT PROCESS](#).

| Base currency | USD | | | |
|---|-----------------|-------------|--------------|-------------------------|
| Type of Currency Hedged Share Classes (H) | Portfolio Hedge | | | |
| Issue date | 28 March 2014 | | | |
| Share Classes | Management fee | Service fee | Type | Performance Fee portion |
| Regular share classes | | | | |
| Class A | 1.50% | 0.16% | Accumulating | N/A |
| Class AH | 1.50% | 0.16% | Accumulating | N/A |
| Class A1* | 1.50% | 0.16% | Distributing | N/A |
| Class A1H* | 1.50% | 0.16% | Distributing | N/A |
| Class B* | 0.80% | 0.16% | Distributing | N/A |
| Class Ba* | 0.80% | 0.16% | Distributing | N/A |
| Class BH* | 0.80% | 0.16% | Distributing | N/A |
| Class BaH* | 0.80% | 0.16% | Distributing | N/A |
| Class Bx* | 0.80% | 0.16% | Distributing | N/A |
| Class BxH* | 0.80% | 0.16% | Distributing | N/A |
| Class D | 0.80% | 0.16% | Accumulating | N/A |
| Class DH | 0.80% | 0.16% | Accumulating | N/A |
| Class D2 | 1.50% | 0.16% | Accumulating | N/A |
| Class D2H | 1.50% | 0.16% | Accumulating | N/A |
| Class D3 | 1.50% | 0.16% | Distributing | N/A |
| Class D3H | 1.50% | 0.16% | Distributing | N/A |
| Class E | 0.80% | 0.16% | Distributing | N/A |
| Class EH | 0.80% | 0.16% | Distributing | N/A |
| Class M | 2.25% | 0.16% | Accumulating | N/A |
| Class MH | 2.25% | 0.16% | Accumulating | N/A |
| Class M2 | 1.75% | 0.16% | Accumulating | N/A |
| Class M2H | 2.50% | 0.16% | Accumulating | N/A |
| Class M3 | 2.50% | 0.16% | Distributing | N/A |
| Class M3H | 2.50% | 0.16% | Distributing | N/A |
| Privileged share classes | | | | |
| Class C* | 0.40% | 0.16% | Distributing | N/A |
| Class CH* | 0.40% | 0.16% | Distributing | N/A |
| Class Cx | 0.40% | 0.16% | Distributing | N/A |
| Class CxH | 0.40% | 0.16% | Distributing | N/A |
| Class F | 0.40% | 0.16% | Accumulating | N/A |
| Class FH | 0.40% | 0.16% | Accumulating | N/A |
| Class G* | 0.40% | 0.16% | Distributing | N/A |
| Class GH* | 0.40% | 0.16% | Distributing | N/A |
| Class S | 0.40% | 0.16% | Accumulating | N/A |
| Class SH | 0.40% | 0.16% | Accumulating | N/A |
| Institutional share classes | | | | |
| Class I | 0.55% | 0.12% | Accumulating | N/A |
| Class IH | 0.55% | 0.12% | Accumulating | N/A |
| Class IB | 0.55% | 0.12% | Distributing | N/A |
| Class IBx | 0.55% | 0.12% | Distributing | N/A |
| Class IBH | 0.55% | 0.12% | Distributing | N/A |
| Class IBxH | 0.55% | 0.12% | Distributing | N/A |
| Class IE | 0.55% | 0.12% | Distributing | N/A |
| Class K | 0.55% | 0.12% | Accumulating | N/A |
| Class KH | 0.55% | 0.12% | Accumulating | N/A |
| Class K1 | 0.55% | 0.12% | Accumulating | N/A |
| Class K1H | 0.55% | 0.12% | Accumulating | N/A |
| Class K2 | 0.55% | 0.12% | Accumulating | N/A |
| Class K2H | 0.55% | 0.12% | Accumulating | N/A |
| Class K3 | 0.55% | 0.12% | Accumulating | N/A |
| Class K3H | 0.55% | 0.12% | Accumulating | N/A |
| Class Z | 0.00% | 0.00% | Accumulating | N/A |

| | | | | |
|-----------|-------|-------|--------------|-----|
| Class ZH | 0.00% | 0.00% | Accumulating | N/A |
| Class ZB | 0.00% | 0.00% | Distributing | N/A |
| Class ZBH | 0.00% | 0.00% | Distributing | N/A |

*For promotional purposes, these Share Classes may be referred to as "Robeco US Conservative High Dividend Equities" in marketing material for Investors.

See Section 3.1 for a more detailed description of all Fees and Expenses.

e) Robeco BP US Premium Equities

Investment policy

Objective The aim of the Sub-fund is to provide long term capital growth while at the same time promoting certain ESG (i.e. Environmental, Social and corporate Governance) characteristics and integrating sustainability risks in the investment process.

Strategy The Sub-fund will invest at least two-thirds of its total assets to equities of companies incorporated or exercising a preponderant part of their economic activities in the United States. The Sub-fund will focus on investing in companies that are undervalued and combine attractive valuation with a catalyst for change. These companies can be both large caps as well as mid-caps and small-caps.

The Sub-fund could use a covered-call strategy to generate additional income. Investors should be aware that the use of derivatives may result in increased volatility of the price of the Shares. The Sub-fund promotes environmental and/or social characteristics within the meaning of Article 8 of the Regulation (EU) 2019/2088 of 27 November 2019 on sustainability-related disclosures in the financial sector. The Sub-fund strives for economic results, while at the same time taking into account environmental, social and governance characteristics which are further explained in Appendix VIII.

The Sub-fund is actively managed. The securities selected for the Sub-fund's investment universe may be components of the benchmark, but securities outside the benchmark may be selected too. The investment policy is not constrained by a benchmark but the Sub-fund uses a benchmark for comparison purposes. The Portfolio Manager has discretion over the composition of the portfolio subject to the investment objectives. The Sub-fund can deviate substantially from the issuer, country and sector weightings of the benchmark. There are no restrictions on the deviation from the benchmark.

The benchmark is a broad market weighted index that is not consistent with the environmental, social and governance characteristics promoted by the Sub-fund.

Financial Instruments and Investment Restrictions With due consideration given to the investment restrictions and to the extent permitted by the applicable legislation, the Sub-fund may invest in equities, convertible bonds, bonds, units of UCITS and/or other UCIs and derivatives to achieve the investment goals of the Sub-fund.

The Sub-fund is allowed to invest in money market instruments, bank deposits (other than deposits at sight) and other eligible liquid assets for treasury purposes and in case of unfavourable market conditions.

The Sub-fund may hold up to 20% of its net assets in ancillary liquid assets (bank deposits at sight, such as cash held in current accounts). Under exceptionally unfavourable market conditions and if justified in the interest of the Shareholders, the Sub-fund may temporarily exceed the aforementioned limit for investment in ancillary liquid assets and other liquid instruments.

Exchange traded and over-the-counter derivatives are permitted, including but not limited to futures, swaps, options, currency forwards and/or combinations of the above. Whilst the Sub-fund may use derivatives for investment purposes as well as for hedging and efficient portfolio management, it does not intend to utilize derivatives extensively for such purposes.

Currency The Sub-fund is exposed to the exchange rate movements of the currencies in which the assets of the Sub-fund are denominated.

Profile of the typical Investor

The Sub-fund is suitable for Investors who seek ESG considerations to be integrated as binding element in the investment process, while still seeking optimum returns. This Sub-fund is suitable for Investors who see funds as a convenient way of participating in capital market developments. It is also suitable for informed and/or experienced Investors wishing to attain defined investment objectives. The Sub-fund does not provide a capital guarantee. The Investor must be able to accept volatility. This Sub-fund is suitable for Investors who can afford to set aside the capital for at least 5-7 years. It can accommodate the investment objective of capital growth, income and/or portfolio diversification.

Please note that such information is provided for reference only and Investors should consider their own circumstances, including without limitation, their own risk tolerance level, financial

circumstance, investment objective etc., before making any investment decisions. If in doubt, Investors should seek professional advice.

Risk profile of the Sub-fund

The Sub-fund has exposure to a single country market, which increases potential volatility. The investments in equity of companies may involve risks (for example linked to transferable securities and stock markets), such as exchange rates and volatility risks. The Sub-fund's investments are subject to market fluctuations. No assurance can, therefore, be given that the Sub-fund's investment objective will be achieved. It cannot be guaranteed either that the value of a Share in the Sub-fund will not fall below its value at the time of acquisition.

The sustainability risk profile can be split into different sustainability risk sources and is expressed using categories ranging from lowest risk till highest risk. The risk classification relates to both the probability and potential negative impact of sustainability risk on the portfolio return. The classification relates to the portfolio only: there is no comparison to any benchmark.

Robeco distinguishes between sustainability risk of companies and governments. For companies, there is a total risk classification, a classification of environmental risks, a classification of social risks, and a classification of governance risk. The classifications are based on a variety of Environmental, Social, and Governance (ESG) issues provided by a third party that is specialized in the assessment of sustainability risks. The classification provides an indication of the probability and potential impact of an ESG event in the period of one year.

| <i>Company Risk</i> | ← <i>Lowest</i> | <i>Highest</i> → |
|-------------------------------|-----------------|------------------|
| Sustainability Risk (Overall) | | X |
| Environmental Risk | X | |
| Social Risk | | X |
| Governance Risk | | X |

Robeco makes use of a climate risk metric provided by a third party specialized in climate risk. Based on a 1.5-degrees decarbonization pathway, the potential impact of climate transition risk is estimated. This is a reflection of the potential decarbonization costs for the next 80 years, of which the heavy point is estimated to be approximately in 15 years. This impact on return is compared to the market risk profile of the Sub-fund and turned into risk classification.

| <i>Company Risk</i> | ← <i>Lowest</i> | <i>Highest</i> → |
|-------------------------|-----------------|------------------|
| Climate Transition Risk | X | |

Climate change leads to extreme weather events that may have a negative economic impact on investments. Based on a climate risk model provided by a third party specialized in climate risk, the physical risks that the portfolio is most vulnerable to are assessed. This Sub-fund's primary physical risks are (1) Extreme Heat, (2) Coastal Flooding, and (3) Tropical Cyclone.

Climate risk models are complex and surrounded by a high degree of uncertainty as result of assumptions and availability of data. As result, a change in the methodology may lead to a change in the risk classification. The climate risk model assesses the potential costs for decarbonizing for companies. Active policies and ambitions of companies are not taken into account contrary to the 'ESG' scores that focus on policies and ambitions.

Risk considerations for the Sub-fund

Investors should note that, in addition to the above mentioned risks, the Sub-fund may use derivatives as part of its investment strategy and such investments are inherently volatile and the Sub-fund could potentially be exposed to additional risks and costs should the market move against it. Such market conditions could mean that Investors could, in certain circumstances, face minimal or no returns, or may even suffer a loss on such investments.

The investment risk will be measured using quantitative techniques. The investment risk of using derivatives is also incorporated in these quantitative techniques. For more information regarding e.g. the exposure calculation method, the maximum leverage or the expected levels of leverage as

a result of the use of derivatives as well as a brief explanation as to the basis for such calculation, please consult [APPENDIX III – RISK MANAGEMENT PROCESS](#).

Portfolio Manager The Management Company has appointed Boston Partners Global Investors Inc. as Portfolio Manager. Boston Partners Global Investors Inc. is in charge of the day-to-day management of the assets of the Sub-fund. The agreement with Boston Partners Global Investors Inc. shall terminate immediately on termination of the Management Company Services Agreement. The reference to "BP" in the name of the Sub-fund is to "Boston Partners" which is a short name of Boston Partners Global Investors Inc.

Base currency USD

Type of Currency Hedged Share Classes (H) NAV Hedge

Issue date 3 October 2005

| Share Classes | Management fee | Service fee | Type | Performance Fee portion |
|-----------------------------|----------------|-------------|--------------|-------------------------|
| Regular share classes | | | | |
| Class A | 1.75% | 0.16% | Accumulating | N/A |
| Class AH | 1.75% | 0.16% | Accumulating | N/A |
| Class A1 | 1.75% | 0.16% | Distributing | N/A |
| Class A1H | 1.75% | 0.16% | Distributing | N/A |
| Class B | 1.50% | 0.16% | Distributing | N/A |
| Class BH | 1.50% | 0.16% | Distributing | N/A |
| Class D | 1.50% | 0.16% | Accumulating | N/A |
| Class DH | 1.50% | 0.16% | Accumulating | N/A |
| Class D2 | 1.75% | 0.16% | Accumulating | N/A |
| Class D2H | 1.75% | 0.16% | Accumulating | N/A |
| Class D3 | 1.75% | 0.16% | Distributing | N/A |
| Class D3H | 1.75% | 0.16% | Distributing | N/A |
| Class E | 1.50% | 0.16% | Distributing | N/A |
| Class EH | 1.50% | 0.16% | Distributing | N/A |
| Class M | 2.00% | 0.16% | Accumulating | N/A |
| Class MB | 2.00% | 0.16% | Distributing | N/A |
| Class MBx | 2.00% | 0.16% | Distributing | N/A |
| Class MBxH | 2.00% | 0.16% | Distributing | N/A |
| Class MH | 2.00% | 0.16% | Accumulating | N/A |
| Class M2 | 2.25% | 0.16% | Accumulating | N/A |
| Class M2H | 2.25% | 0.16% | Accumulating | N/A |
| Class M3 | 2.25% | 0.16% | Distributing | N/A |
| Class M3H | 2.25% | 0.16% | Distributing | N/A |
| Privileged share classes | | | | |
| Class C | 0.75% | 0.16% | Distributing | N/A |
| Class CH | 0.75% | 0.16% | Distributing | N/A |
| Class Cx | 0.75% | 0.16% | Distributing | N/A |
| Class CxH | 0.75% | 0.16% | Distributing | N/A |
| Class F | 0.75% | 0.16% | Accumulating | N/A |
| Class FH | 0.75% | 0.16% | Accumulating | N/A |
| Class G | 0.75% | 0.16% | Distributing | N/A |
| Class GH | 0.75% | 0.16% | Distributing | N/A |
| Class S | 0.75% | 0.16% | Accumulating | N/A |
| Class SH | 0.75% | 0.16% | Accumulating | N/A |
| Class X | 0.60% | 0.16% | Accumulating | N/A |
| Class XH | 0.60% | 0.16% | Accumulating | N/A |
| Institutional share classes | | | | |
| Class I | 0.70% | 0.12% | Accumulating | N/A |
| Class IH | 0.70% | 0.12% | Accumulating | N/A |
| Class IB | 0.70% | 0.12% | Distributing | N/A |
| Class IBx | 0.70% | 0.12% | Distributing | N/A |

| | | | | |
|------------|-------|-------|--------------|-----|
| Class IBH | 0.70% | 0.12% | Distributing | N/A |
| Class IBxH | 0.70% | 0.12% | Distributing | N/A |
| Class IE | 0.70% | 0.12% | Distributing | N/A |
| Class IEH | 0.70% | 0.12% | Distributing | N/A |
| Class IM | 1.00% | 0.12% | Accumulating | N/A |
| Class IMB | 1.00% | 0.12% | Distributing | N/A |
| Class IMH | 1.00% | 0.12% | Accumulating | N/A |
| Class K | 0.70% | 0.12% | Accumulating | N/A |
| Class KH | 0.70% | 0.12% | Accumulating | N/A |
| Class KE | 0.70% | 0.12% | Distributing | N/A |
| Class Y | 0.60% | 0.12% | Accumulating | N/A |
| Class YH | 0.60% | 0.12% | Accumulating | N/A |
| Class YE | 0.60% | 0.12% | Distributing | N/A |
| Class Z | 0.00% | 0.00% | Accumulating | N/A |
| Class ZH | 0.00% | 0.00% | Accumulating | N/A |
| Class ZB | 0.00% | 0.00% | Distributing | N/A |
| Class ZBH | 0.00% | 0.00% | Distributing | N/A |

See Section 3.1 for a more detailed description of all Fees and Expenses.

f) Robeco Chinese Equities

Investment policy

Objective The aim of the Sub-fund is to provide long term capital growth while at the same time promoting certain ESG (i.e. Environmental, Social and corporate Governance) characteristics and integrating sustainability risks in the investment process.

Strategy The Sub-fund will take exposure of at least two-thirds of its total assets to equities of companies incorporated or exercising a preponderant part of their economic activities in China.

The Sub-fund promotes environmental and/or social characteristics within the meaning of Article 8 of the Regulation (EU) 2019/2088 of 27 November 2019 on sustainability-related disclosures in the financial sector. The Sub-fund strives for economic results, while at the same time taking into account environmental, social and governance characteristics which are further explained in Appendix VIII.

The Sub-fund is actively managed. The securities selected for the Sub-fund's investment universe may be components of the benchmark, but securities outside the benchmark may be selected too. The investment policy is not constrained by a benchmark but the Sub-fund uses a benchmark for comparison purposes. The Portfolio Manager has discretion over the composition of the portfolio subject to the investment objectives. The Sub-fund can deviate substantially from the issuer, country and sector weightings of the benchmark. There are no restrictions on the deviation from the benchmark.

The benchmark is a broad market weighted index that is not consistent with the environmental, social and governance characteristics promoted by the Sub-fund.

Financial Instruments and Investment Restrictions

With due consideration given to the investment restrictions and to the extent permitted by the applicable legislation, the Sub-fund may invest in equities, convertible bonds, bonds, units of UCITS and/or other UCIs and derivatives to achieve the investment goals of the Sub-fund.

The Sub-fund is allowed to invest in money market instruments, bank deposits (other than deposits at sight) and other eligible liquid assets for treasury purposes and in case of unfavourable market conditions.

The Sub-fund may hold up to 20% of its net assets in ancillary liquid assets (bank deposits at sight, such as cash held in current accounts). Under exceptionally unfavourable market conditions and if justified in the interest of the Shareholders, the Sub-fund may temporarily exceed the aforementioned limit for investment in ancillary liquid assets and other liquid instruments.

Except for a maximum of 10% of its net assets (as permitted by investment restriction I (2) in Appendix II), the Sub-fund will (without limiting the possibility to invest in compliance with its investment policy in assets referred to under investment restrictions I (1) c), d), e) and f)) only invest in transferable securities and money market instruments traded or listed on markets falling under investment restrictions I (1) a) and b).

For the purpose of gaining exposure to shares of companies of the People's Republic of China ("PRC") listed in China, the Sub-fund may invest up to 30% of its net assets in China A-shares (via QFI and/or Stock Connect programmes) and China B-shares issued by companies in the PRC and listed on PRC stock exchanges. At least one month's prior notice will be given to Investors if the Sub-fund intends to invest 30% or more of its net assets in China A-shares and China B-shares and the Prospectus will be updated accordingly.

The Sub-fund may invest up to 10% of its total assets in other UCIs and/or UCITS that may be managed by an Affiliated Entity and/or Shares in Sub-funds of the Company.

Exchange traded and over-the-counter derivatives are permitted, including but not limited to futures, swaps, options, currency forwards and/or combinations of the above. Whilst the Sub-fund may use derivatives for investment purposes as well as for hedging and efficient portfolio management, it does not intend to utilize derivatives extensively for such purposes.

Currency The Sub-fund is exposed to the exchange rate movements of the currencies in which the assets of the Sub-fund are denominated.

Profile of the typical Investor

The Sub-fund is suitable for Investors who seek ESG considerations to be integrated as binding element in the investment process, while still seeking optimum returns. This Sub-fund is suitable for Investors who

see funds as a convenient way of participating in capital market developments. It is also suitable for informed and/or experienced Investors wishing to attain defined investment objectives. The Sub-fund does not provide a capital guarantee. The Investor must be able to accept substantial volatility. This Sub-fund is suitable for Investors who can afford to set aside the capital for at least 5- 7 years. It can accommodate the investment objective of capital growth, income and/or portfolio diversification.

Please note that such information is provided for reference only and Investors should consider their own circumstances, including without limitation, their own risk tolerance level, financial circumstance, investment objective etc., before making any investment decisions. If in doubt, Investors should seek professional advice.

Risk profile of the Sub-fund

The Sub-fund has exposure to a single country market, which increases potential volatility. In emerging and less developed markets the legal, judicial and regulatory infrastructure is still developing and there may be legal uncertainty both for local market participants and their overseas counterparts. Some markets may carry higher risks for Investors who should therefore ensure that, before investing, they understand the risks involved and are satisfied that despite the substantial risk of loss of investment, their investment is suitable as part of their portfolio.

This Sub-fund might invest in China A-shares. Investments in China A-shares carry increased risks, most notably liquidity and credit risks. For further information on these risks, Investors should refer to the heading "Chinese markets risks" under "Section 4 – Risk Considerations" above.

Also, the investments in equity of companies may involve risks (for example linked to transferable securities and stock markets), such as exchange rates and volatility risks. The Sub-fund's investments are subject to market fluctuations. No assurance can, therefore, be given that the Sub-fund's investment objective will be achieved. It cannot be guaranteed either that the value of a Share in the Sub-fund will not fall below its value at the time of acquisition.

The sustainability risk profile can be split into different sustainability risk sources and is expressed using categories ranging from lowest risk till highest risk. The risk classification relates to both the probability and potential negative impact of sustainability risk on the portfolio return. The classification relates to the portfolio only: there is no comparison to any benchmark.

Robeco distinguishes between sustainability risk of companies and governments. For companies, there is a total risk classification, a classification of environmental risks, a classification of social risks, and a classification of governance risk. The classifications are based on a variety of Environmental, Social, and Governance (ESG) issues provided by a third party that is specialized in the assessment of sustainability risks. The classification provides an indication of the probability and potential impact of an ESG event in the period of one year.

| <i>Company Risk</i> | <i>← Lowest</i> | <i>Highest →</i> |
|-------------------------------|-----------------|------------------|
| Sustainability Risk (Overall) | | X |
| Environmental Risk | X | |
| Social Risk | | X |
| Governance Risk | | X |

Robeco makes use of a climate risk metric provided by a third party specialized in climate risk. Based on a 1.5-degrees decarbonization pathway, the potential impact of climate transition risk is estimated. This is a reflection of the potential decarbonization costs for the next 80 years, of which the heavy point is estimated to be approximately in 15 years. This impact on return is compared to the market risk profile of the Sub-fund and turned into risk classification.

| <i>Company Risk</i> | <i>← Lowest</i> | <i>Highest →</i> |
|-------------------------|-----------------|------------------|
| Climate Transition Risk | X | |

Climate change leads to extreme weather events that may have a negative economic impact on investments. Based on a climate risk model provided by a third party specialized in climate risk, the

physical risks that the portfolio is most vulnerable to are assessed. This Sub-fund's primary physical risks are (1) Extreme Heat, (2) Coastal Flooding, and (3) Tropical Cyclone.

Climate risk models are complex and surrounded by a high degree of uncertainty as result of assumptions and availability of data. As result, a change in the methodology may lead to a change in the risk classification. The climate risk model assesses the potential costs for decarbonizing for companies. Active policies and ambitions of companies are not taken into account contrary to the 'ESG' scores that focus on policies and ambitions.

Risk considerations for the Sub-fund Investors should note that, in addition to the above mentioned risks, the Sub-fund may use derivatives as part of its investment strategy and such investments are inherently volatile and the Sub-fund could potentially be exposed to additional risks and costs should the market move against it. Such market conditions could mean that Investors could, in certain circumstances, face minimal or no returns, or may even suffer a loss on such investments.

The investment risk will be measured using quantitative techniques. The investment risk of using derivatives is also incorporated in these quantitative techniques. For more information regarding e.g. the exposure calculation method, the maximum leverage or the expected levels of leverage as a result of the use of derivatives as well as a brief explanation as to the basis for such calculation, please consult [APPENDIX III – RISK MANAGEMENT PROCESS](#).

Portfolio Manager The Management Company has appointed Robeco Hong Kong Ltd. as Portfolio Manager. Following such appointment, Robeco Hong Kong Ltd. is in charge of the day-to-day management of the assets of the Sub-fund. The agreement with Robeco Hong Kong Ltd. shall terminate immediately on the termination of the Management Company Services Agreement.

Base currency EUR

Type of Currency Hedged Share Classes (H) Portfolio Hedge

Issue date 7 June 2004

| Share Classes | Management fee | Service fee | Type | Performance Fee portion |
|------------------------------|----------------|-------------|--------------|-------------------------|
| Regular share classes | | | | |
| Class A | 1.75% | 0.20% | Accumulating | N/A |
| Class AH | 1.75% | 0.20% | Accumulating | N/A |
| Class A1 | 1.75% | 0.20% | Distributing | N/A |
| Class A1H | 1.75% | 0.20% | Distributing | N/A |
| Class B | 1.60% | 0.20% | Distributing | N/A |
| Class BH | 1.60% | 0.20% | Distributing | N/A |
| Class D | 1.60% | 0.20% | Accumulating | N/A |
| Class DH | 1.60% | 0.20% | Accumulating | N/A |
| Class D2 | 1.75% | 0.20% | Accumulating | N/A |
| Class D2H | 1.75% | 0.20% | Accumulating | N/A |
| Class D3 | 1.75% | 0.20% | Distributing | N/A |
| Class D3H | 1.75% | 0.20% | Distributing | N/A |
| Class E | 1.60% | 0.20% | Distributing | N/A |
| Class EH | 1.60% | 0.20% | Distributing | N/A |
| Class M | 2.00% | 0.20% | Accumulating | N/A |
| Class MB | 2.00% | 0.20% | Distributing | N/A |
| Class MBH | 2.00% | 0.20% | Distributing | N/A |
| Class MBx | 2.00% | 0.20% | Distributing | N/A |
| Class MBxH | 2.00% | 0.20% | Distributing | N/A |
| Class MH | 2.00% | 0.20% | Accumulating | N/A |
| Class M2 | 2.50% | 0.20% | Accumulating | N/A |
| Class M2H | 2.50% | 0.20% | Accumulating | N/A |
| Class M3 | 2.50% | 0.20% | Distributing | N/A |
| Class M3H | 2.50% | 0.20% | Distributing | N/A |

| Privileged share classes | | | | |
|-----------------------------|-------|-------|--------------|-----|
| Class C | 0.80% | 0.20% | Distributing | N/A |
| Class CH | 0.80% | 0.20% | Distributing | N/A |
| Class Cx | 0.80% | 0.20% | Distributing | N/A |
| Class CxH | 0.80% | 0.20% | Distributing | N/A |
| Class F | 0.80% | 0.20% | Accumulating | N/A |
| Class FH | 0.80% | 0.20% | Accumulating | N/A |
| Class G | 0.80% | 0.20% | Distributing | N/A |
| Class GH | 0.80% | 0.20% | Distributing | N/A |
| Class S | 0.80% | 0.20% | Accumulating | N/A |
| Class SH | 0.80% | 0.20% | Accumulating | N/A |
| Institutional share classes | | | | |
| Class I | 0.85% | 0.16% | Accumulating | N/A |
| Class IH | 0.85% | 0.16% | Accumulating | N/A |
| Class IB | 0.85% | 0.16% | Distributing | N/A |
| Class IBx | 0.85% | 0.16% | Distributing | N/A |
| Class IBH | 0.85% | 0.16% | Distributing | N/A |
| Class IBxH | 0.85% | 0.16% | Distributing | N/A |
| Class IE | 0.85% | 0.16% | Distributing | N/A |
| Class IM | 1.00% | 0.16% | Accumulating | N/A |
| Class IMB | 1.00% | 0.16% | Distributing | N/A |
| Class IMH | 1.00% | 0.16% | Accumulating | N/A |
| Class K | 0.85% | 0.16% | Accumulating | N/A |
| Class KH | 0.85% | 0.16% | Accumulating | N/A |
| Class K1 | 0.85% | 0.16% | Accumulating | N/A |
| Class K1H | 0.85% | 0.16% | Accumulating | N/A |
| Class K2 | 0.85% | 0.16% | Accumulating | N/A |
| Class K2H | 0.85% | 0.16% | Accumulating | N/A |
| Class K3 | 0.85% | 0.16% | Accumulating | N/A |
| Class K3H | 0.85% | 0.16% | Accumulating | N/A |
| Class Z | 0.00% | 0.00% | Accumulating | N/A |
| Class ZH | 0.00% | 0.00% | Accumulating | N/A |
| Class ZB | 0.00% | 0.00% | Distributing | N/A |
| Class ZBH | 0.00% | 0.00% | Distributing | N/A |

See Section 3.1 for a more detailed description of all Fees and Expenses.

g) Robeco Indian Equities

Investment policy

Objective The aim of the Sub-fund is to provide long term capital growth while at the same time promoting certain ESG (i.e. Environmental, Social and corporate Governance) characteristics and integrating sustainability risks in the investment process.

Strategy The Sub-fund will take exposure of at least two-thirds of its total assets to equities of companies incorporated or exercising a preponderant part of their economic activities in India.

The Sub-fund promotes environmental and/or social characteristics within the meaning of Article 8 of the Regulation (EU) 2019/2088 of 27 November 2019 on sustainability-related disclosures in the financial sector. The Sub-fund strives for economic results, while at the same time taking into account environmental, social and governance characteristics which are further explained in Appendix VIII.

The Sub-fund is actively managed and uses the Benchmark for asset allocation purposes. However, although securities may be components of the Benchmark, securities outside the Benchmark may be selected too. The Sub-fund can deviate substantially from the weightings of the Benchmark. The Portfolio Manager has discretion over the composition of the portfolio subject to the investment objectives. The Sub-fund aims to outperform the Benchmark over the long run, whilst still controlling relative risk through the applications of limits (on countries, currencies and sectors) to the extent of deviation from the Benchmark. This will consequently limit the deviation of the performance relative to the Benchmark.

The Benchmark is a broad market weighted index that is not consistent with the environmental, social and governance characteristics promoted by the Sub-fund.

Financial Instruments and Investment Restrictions With due consideration given to the investment restrictions and to the extent permitted by the applicable legislation, the Sub-fund may invest in equities, convertible bonds, bonds, units of UCITS and/or other UCIs and derivatives to achieve the investment goals of the Sub-fund.

The Sub-fund is allowed to invest in money market instruments, bank deposits (other than deposits at sight) and other eligible liquid assets for treasury purposes and in case of unfavourable market conditions.

The Sub-fund may hold up to 20% of its net assets in ancillary liquid assets (bank deposits at sight, such as cash held in current accounts). Under exceptionally unfavourable market conditions and if justified in the interest of the Shareholders, the Sub-fund may temporarily exceed the aforementioned limit for investment in ancillary liquid assets and other liquid instruments.

Except for a maximum of 10% of its net assets (as permitted by investment restriction I (2) in Appendix II), the Sub-fund will (without limiting the possibility to invest in compliance with its investment policy in assets referred to under investment restrictions I (1) c), d), e) and f)) only invest in transferable securities and money market instruments traded or listed on markets falling under investment restrictions I (1) a) and b).

Exchange traded and over-the-counter derivatives are permitted, including but not limited to futures, swaps, options, currency forwards and/or combinations of the above. Whilst the Sub-fund may use derivatives for investment purposes as well as for hedging and efficient portfolio management, it does not intend to utilize derivatives extensively for such purposes.

Currency The Sub-fund is exposed to the exchange rate movements of the currencies in which the assets of the Sub-fund are denominated.

Profile of the typical Investor

The Sub-fund is suitable for Investors who seek ESG considerations to be integrated as binding element in the investment process, while still seeking optimum returns. This Sub-fund is suitable for Investors who see funds as a convenient way of participating in capital market developments. It is also suitable for informed and/or experienced Investors wishing to attain defined investment objectives. The Sub-fund does not provide a capital guarantee. The Investor must be able to accept substantial volatility. This Sub-fund is suitable for Investors who can afford to set aside the capital for at least 5-7 years. It can accommodate the investment objective of capital growth, income and/or portfolio diversification.

Please note that such information is provided for reference only and Investors should consider their own circumstances, including without limitation, their own risk tolerance level, financial circumstance,

investment objective etc., before making any investment decisions. If in doubt, Investors should seek professional advice.

Risk profile of the Sub-fund

In emerging and less developed markets like India, the legal, judicial and regulatory infrastructure is still developing and there may be legal uncertainty both for local market participants and their overseas counterparts. These markets may carry higher risks for Investors who should therefore ensure that, before investing, they understand the risks involved and are satisfied that despite the substantial risk of loss of investment, their investment is suitable as part of their portfolio.

Also, the investments in equity of companies may involve risks (for example linked to transferable securities and stock markets), such as exchange rates and volatility risks. The Sub-fund's investments are subject to market fluctuations. No assurance can, therefore, be given that the Sub-fund's investment objective will be achieved. It cannot be guaranteed either that the value of a share in the Sub-fund will not fall below its value at the time of acquisition.

The sustainability risk profile can be split into different sustainability risk sources and is expressed using categories ranging from lowest risk till highest risk. The risk classification relates to both the probability and potential negative impact of sustainability risk on the portfolio return. The classification relates to the portfolio only: there is no comparison to any benchmark.

Robeco distinguishes between sustainability risk of companies and governments. For companies, there is a total risk classification, a classification of environmental risks, a classification of social risks, and a classification of governance risk. The classifications are based on a variety of Environmental, Social, and Governance (ESG) issues provided by a third party that is specialized in the assessment of sustainability risks. The classification provides an indication of the probability and potential impact of an ESG event in the period of one year.

| <i>Company Risk</i> | <i>← Lowest</i> | <i>Highest →</i> |
|-------------------------------|-----------------|------------------|
| Sustainability Risk (Overall) | | X |
| Environmental Risk | X | |
| Social Risk | | X |
| Governance Risk | | X |

Robeco makes use of a climate risk metric provided by a third party specialized in climate risk. Based on a 1.5-degrees decarbonization pathway, the potential impact of climate transition risk is estimated. This is a reflection of the potential decarbonization costs for the next 80 years, of which the heavy point is estimated to be approximately in 15 years. This impact on return is compared to the market risk profile of the Sub-fund and turned into risk classification.

| <i>Company Risk</i> | <i>← Lowest</i> | <i>Highest →</i> |
|-------------------------|-----------------|------------------|
| Climate Transition Risk | X | |

Climate change leads to extreme weather events that may have a negative economic impact on investments. Based on a climate risk model provided by a third party specialized in climate risk, the physical risks that the portfolio is most vulnerable to are assessed. This Sub-fund's primary physical risks are (1) Coastal Flooding, (2) Extreme Precipitation, and (3) Fluvial Flooding.

Climate risk models are complex and surrounded by a high degree of uncertainty as result of assumptions and availability of data. As result, a change in the methodology may lead to a change in the risk classification. The climate risk model assesses the potential costs for decarbonizing for companies. Active policies and ambitions of companies are not taken into account contrary to the 'ESG' scores that focus on policies and ambitions.

| Risk considerations for the Sub-fund | <p>Investors should note that, in addition to the above mentioned risks, the Sub-fund may use derivatives as part of its investment strategy and such investments are inherently volatile and the Sub-fund could potentially be exposed to additional risks and costs should the market move against it. Such market conditions could mean that Investors could, in certain circumstances, face minimal or no returns, or may even suffer a loss on such investments.</p> <p>The investment risk will be measured using quantitative techniques. The investment risk of using derivatives is also incorporated in these quantitative techniques. For more information regarding e.g. the exposure calculation method, the maximum leverage or the expected levels of leverage as a result of the use of derivatives as well as a brief explanation as to the basis for such calculation, please consult APPENDIX III – RISK MANAGEMENT PROCESS.</p> | | | |
|--|---|-------------|--------------|-------------------------|
| Risk considerations for the Sub-fund structure | Due to the Sub-fund structure and the regulatory requirements of India, there is a risk that subscriptions and redemptions into the Sub-fund during a period of rising markets may negatively affect the Sub-fund's performance as the subscriptions and redemptions will result in a temporary increase in the Sub-fund's cash position. | | | |
| Portfolio Manager | The Management Company has appointed Robeco Hong Kong Ltd. as Portfolio Manager. Following such appointment, Robeco Hong Kong Ltd. is in charge of the day-to-day management of the assets of the Sub-fund. The agreement with Robeco Hong Kong Ltd. shall terminate immediately on the termination of the Management Company Services Agreement. | | | |
| Base currency | EUR | | | |
| Type of Currency Hedged Share Classes (H) | Portfolio Hedge | | | |
| Issue date | 23 August 2010 | | | |
| Share Classes | Management fee | Service fee | Type | Performance Fee portion |
| Regular share classes | | | | |
| Class A | 1.75% | 0.26% | Accumulating | N/A |
| Class AH | 1.75% | 0.26% | Accumulating | N/A |
| Class A1 | 1.75% | 0.26% | Distributing | N/A |
| Class A1H | 1.75% | 0.26% | Distributing | N/A |
| Class B | 1.60% | 0.26% | Distributing | N/A |
| Class BH | 1.60% | 0.26% | Distributing | N/A |
| Class Bx | 1.60% | 0.26% | Distributing | N/A |
| Class BxH | 1.60% | 0.26% | Distributing | N/A |
| Class D | 1.60% | 0.26% | Accumulating | N/A |
| Class DH | 1.60% | 0.26% | Accumulating | N/A |
| Class D2 | 1.75% | 0.26% | Accumulating | N/A |
| Class D2H | 1.75% | 0.26% | Accumulating | N/A |
| Class D3 | 1.75% | 0.26% | Distributing | N/A |
| Class D3H | 1.75% | 0.26% | Distributing | N/A |
| Class E | 1.60% | 0.26% | Distributing | N/A |
| Class EH | 1.60% | 0.26% | Distributing | N/A |
| Class M | 2.00% | 0.26% | Accumulating | N/A |
| Class MH | 2.00% | 0.26% | Accumulating | N/A |
| Class M2 | 2.50% | 0.26% | Accumulating | N/A |
| Class M2H | 2.50% | 0.26% | Accumulating | N/A |
| Class M3 | 2.50% | 0.26% | Distributing | N/A |
| Class M3H | 2.50% | 0.26% | Distributing | N/A |
| Privileged share classes | | | | |
| Class C | 0.75% | 0.26% | Distributing | N/A |
| Class CH | 0.75% | 0.26% | Distributing | N/A |
| Class Cx | 0.75% | 0.26% | Distributing | N/A |
| Class CxH | 0.75% | 0.26% | Distributing | N/A |
| Class F | 0.75% | 0.26% | Accumulating | N/A |

| | | | | |
|-----------------------------|-------|-------|--------------|-----|
| Class FH | 0.75% | 0.26% | Accumulating | N/A |
| Class G | 0.75% | 0.26% | Distributing | N/A |
| Class GH | 0.75% | 0.26% | Distributing | N/A |
| Class S | 0.75% | 0.26% | Accumulating | N/A |
| Class SH | 0.75% | 0.26% | Accumulating | N/A |
| Institutional share classes | | | | |
| Class I | 0.80% | 0.22% | Accumulating | N/A |
| Class IH | 0.80% | 0.22% | Accumulating | N/A |
| Class IB | 0.80% | 0.22% | Distributing | N/A |
| Class IBx | 0.80% | 0.22% | Distributing | N/A |
| Class IBH | 0.80% | 0.22% | Distributing | N/A |
| Class IBxH | 0.80% | 0.22% | Distributing | N/A |
| Class IE | 0.80% | 0.22% | Distributing | N/A |
| Class IM | 1.00% | 0.22% | Accumulating | N/A |
| Class IMH | 1.00% | 0.22% | Accumulating | N/A |
| Class K | 0.80% | 0.22% | Accumulating | N/A |
| Class KH | 0.80% | 0.22% | Accumulating | N/A |
| Class K1 | 0.80% | 0.22% | Accumulating | N/A |
| Class K1H | 0.80% | 0.22% | Accumulating | N/A |
| Class K2 | 0.80% | 0.22% | Accumulating | N/A |
| Class K2H | 0.80% | 0.22% | Accumulating | N/A |
| Class K3 | 0.80% | 0.22% | Accumulating | N/A |
| Class K3H | 0.80% | 0.22% | Accumulating | N/A |
| Class Z | 0.00% | 0.00% | Accumulating | N/A |
| Class ZH | 0.00% | 0.00% | Accumulating | N/A |
| Class ZB | 0.00% | 0.00% | Distributing | N/A |
| Class ZBH | 0.00% | 0.00% | Distributing | N/A |

In the past, the Sub-fund Robeco Indian Equities did not invest directly in India but invested via Robeco Indian Equities (Mauritius) Ltd., a wholly-owned subsidiary of the Company. The operating costs of the Mauritian Subsidiary, including the fees for the Mauritian Administrator, were borne by the Management Company. As of March 2017, the Sub-fund Robeco Indian Equities invests directly in Indian Equities. The Mauritian Subsidiary is being liquidated. The costs hereof are born by the Management Company.

See Section 3.1 for a more detailed description of all Fees and Expenses.

h) Robeco Asian Stars Equities

Investment policy

Objective The aim of the Sub-fund is to provide long term capital growth while at the same time promoting certain ESG (i.e. Environmental, Social and corporate Governance) characteristics and integrating sustainability risks in the investment process.

Strategy The Sub-fund will take exposure of at least two thirds of its total assets to equities of companies incorporated in Asia or exercising a preponderant part of their economic activities in that region.

The portfolio of the Sub-fund is constructed via bottom-up and valuation oriented stock selection. The Sub-fund has a focused, regionally concentrated, portfolio however it is well diversified in terms of the number of holdings (typically containing 30-60 names). The reference to "Stars" in the name of the Sub-fund refers to an approach whereby only the most attractive companies (in terms of actual and/or potential capital gains and/or generation of income and/or growth) are selected.

The Sub-fund promotes environmental and/or social characteristics within the meaning of Article 8 of the Regulation (EU) 2019/2088 of 27 November 2019 on sustainability-related disclosures in the financial sector. The Sub-fund strives for economic results, while at the same time taking into account environmental, social and governance characteristics which are further explained in Appendix VIII.

The Sub-fund is actively managed. The securities selected for the Sub-fund's investment universe may be components of the Benchmark, but securities outside the Benchmark may be selected too. The Sub-fund can deviate substantially from the weightings of the Benchmark. The Portfolio Manager has discretion over the composition of the portfolio subject to the investment objectives. The Sub-fund aims to outperform the Benchmark over the long run, whilst still controlling relative risk through the applications of limits (on VaR Ratio) to the extent of deviation from the Benchmark. This will consequently limit the deviation of the performance relative to the Benchmark.

The Benchmark is a broad market weighted index that is not consistent with the environmental, social and governance characteristics promoted by the Sub-fund.

*Financial Instruments
and Investment
Restrictions*

With due consideration given to the investment restrictions and to the extent permitted by the applicable legislation, the Sub-fund may invest in equities, convertible bonds, securities issued and/or guaranteed by government, public or local authority with a minimum rating of investment grade, non-government bonds, units of UCITS and/or other UCIs and derivatives to achieve the investment goals of the Sub-fund.

The Sub-fund is allowed to invest in money market instruments, bank deposits (other than deposits at sight) and other eligible liquid assets for treasury purposes and in case of unfavourable market conditions.

The Sub-fund may hold up to 20% of its net assets in ancillary liquid assets (bank deposits at sight, such as cash held in current accounts). Under exceptionally unfavourable market conditions and if justified in the interest of the Shareholders, the Sub-fund may temporarily exceed the aforementioned limit for investment in ancillary liquid assets and other liquid instruments.

For the purpose of gaining exposure to shares of companies of the People's Republic of China ("PRC") listed in China, the Sub-fund may invest up to 30% of its net assets in China A-shares (via QFI and/or Stock Connect programmes) and China B-shares issued by companies in the PRC and listed on PRC stock exchanges. At least one month's prior notice will be given to Investors if the Sub-fund intends to invest more than 30% of its net assets in China A-shares and China B-shares and the Prospectus will be updated accordingly.

Exchange traded and over-the-counter derivatives are permitted, including but not limited to futures, swaps, options, currency forwards and/or combinations of the above. Whilst the Sub-fund may use derivatives for investment purposes as well as for hedging and efficient portfolio management, it does not intend to utilize derivatives extensively for such purposes.

Currency The Sub-fund is exposed to the exchange rate movements of the currencies in which the assets of the Sub-fund are denominated. For the management of the Sub-fund, expectations of currency returns will be taken into consideration when making country allocations/stock selection decisions.

Profile of the typical Investor The Sub-fund is suitable for Investors who seek ESG considerations to be integrated as binding element in the investment process, while still seeking optimum returns. This Sub-fund is suitable for Investors who see funds as a convenient way of participating in capital market developments. It is also suitable for informed and/or experienced Investors wishing to attain defined investment objectives. The Sub-fund does not provide a capital guarantee. The Investor must be able to accept volatility. This Sub-fund is suitable for Investors who can afford to set aside the capital for at least 5-7 years. It can accommodate the investment objective of capital growth, income and/or portfolio diversification.

Please note that such information is provided for reference only and Investors should consider their own circumstances, including without limitation, their own risk tolerance level, financial circumstance, investment objective etc., before making any investment decisions. If in doubt, Investors should seek professional advice.

Risk profile of the Sub-fund In emerging and less developed markets the legal, judicial and regulatory infrastructure is still developing and there may be legal uncertainty both for local market participants and their overseas counterparts. Some markets may carry higher risks for Investors who should therefore ensure that, before investing, they understand the risks involved and are satisfied that despite the substantial risk of loss of investment, their investment is suitable as part of their portfolio.

Also, the investments in equity of companies may involve risks (for example linked to transferable securities and stock markets), such as exchange rates and volatility risks. The Sub-fund's investments are subject to market fluctuations. No assurance can, therefore, be given that the Sub-fund's investment objective will be achieved. It cannot be guaranteed either that the value of a Share in the Sub-fund will not fall below its value at the time of acquisition.

This Sub-fund might invest in China A-shares. Investments in China A-shares carry increased risks, most notably liquidity and credit risks. For further information on these risks, Investors should refer to the heading "Chinese markets risks" under "Section 4 – Risk Considerations" above.

The sustainability risk profile can be split into different sustainability risk sources and is expressed using categories ranging from lowest risk till highest risk. The risk classification relates to both the probability and potential negative impact of sustainability risk on the portfolio return. The classification relates to the portfolio only: there is no comparison to any benchmark.

Robeco distinguishes between sustainability risk of companies and governments. For companies, there is a total risk classification, a classification of environmental risks, a classification of social risks, and a classification of governance risk. The classifications are based on a variety of Environmental, Social, and Governance (ESG) issues provided by a third party that is specialized in the assessment of sustainability risks. The classification provides an indication of the probability and potential impact of an ESG event in the period of one year.

| <i>Company Risk</i> | ← <i>Lowest</i> | <i>Highest</i> → |
|-------------------------------|-----------------|------------------|
| Sustainability Risk (Overall) | | X |
| Environmental Risk | X | |
| Social Risk | | X |
| Governance Risk | | X |

Robeco makes use of a climate risk metric provided by a third party specialized in climate risk. Based on a 1.5-degrees decarbonization pathway, the potential impact of climate transition risk is estimated. This is a reflection of the potential decarbonization costs for the next 80 years, of which the heavy point is estimated to be approximately in 15 years. This impact on return is compared to the market risk profile of the Sub-fund and turned into risk classification.

| <i>Company Risk</i> | ← <i>Lowest</i> | <i>Highest</i> → |
|-------------------------|-----------------|------------------|
| Climate Transition Risk | X | |

Climate change leads to extreme weather events that may have a negative economic impact on investments. Based on a climate risk model provided by a third party specialized in climate risk, the physical risks that the portfolio is most vulnerable to are assessed. This Sub-fund's primary physical risks are (1) Coastal Flooding, (2) Extreme Heat, and (3) Tropical Cyclone.

Climate risk models are complex and surrounded by a high degree of uncertainty as result of assumptions and availability of data. As result, a change in the methodology may lead to a change in the risk classification. The climate risk model assesses the potential costs for decarbonizing for companies. Active policies and ambitions of companies are not taken into account contrary to the 'ESG' scores that focus on policies and ambitions.

| | |
|--------------------------------------|---|
| Risk considerations for the Sub-fund | <p>Investors should note that, in addition to the above mentioned risks, the Sub-fund may use derivatives as part of its investment strategy and such investments are inherently volatile and the Sub-fund could potentially be exposed to additional risks and costs should the market move against it. Such market conditions could mean that Investors could, in certain circumstances, face minimal or no returns, or may even suffer a loss on such investments.</p> <p>The investment risk will be measured using quantitative techniques. The investment risk of using derivatives is also incorporated in these quantitative techniques. For more information regarding e.g. the exposure calculation method, the maximum leverage or the expected levels of leverage as a result of the use of derivatives as well as a brief explanation as to the basis for such calculation, please consult APPENDIX III – RISK MANAGEMENT PROCESS.</p> |
|--------------------------------------|---|

| | |
|-------------------|---|
| Portfolio Manager | The Management Company has appointed Robeco Hong Kong Ltd. as Portfolio Manager. Robeco Hong Kong Ltd. is in charge of the day-to-day management of the assets of the Sub-fund. The agreement with Robeco Hong Kong Ltd. shall terminate immediately on termination of the Management Company Services Agreement. |
|-------------------|---|

| | |
|---------------|-----|
| Base currency | USD |
|---------------|-----|

| | |
|---|-----------------|
| Type of Currency Hedged Share Classes (H) | Portfolio Hedge |
|---|-----------------|

| | |
|------------|---------------|
| Issue date | 18 March 2011 |
|------------|---------------|

| Share Classes | Management fee | Service fee | Type | Performance Fee portion |
|-----------------------|----------------|-------------|--------------|-------------------------|
| Regular share classes | | | | |
| Class A | 1.75% | 0.20% | Accumulating | 15% |
| Class AH | 1.75% | 0.20% | Accumulating | 15% |
| Class A1 | 1.75% | 0.20% | Distributing | 15% |
| Class A1H | 1.75% | 0.20% | Distributing | 15% |
| Class B | 1.50% | 0.20% | Distributing | 15% |
| Class BH | 1.50% | 0.20% | Distributing | 15% |
| Class Bx | 1.50% | 0.20% | Distributing | 15% |
| Class BxH | 1.50% | 0.20% | Distributing | 15% |
| Class D | 1.50% | 0.20% | Accumulating | 15% |
| Class DH | 1.50% | 0.20% | Accumulating | 15% |
| Class DL | 1.75% | 0.20% | Accumulating | N/A |
| Class DHL | 1.75% | 0.20% | Accumulating | N/A |
| Class D2 | 1.75% | 0.20% | Accumulating | 15% |
| Class D2H | 1.75% | 0.20% | Accumulating | 15% |
| Class D3 | 1.75% | 0.20% | Distributing | 15% |
| Class D3H | 1.75% | 0.20% | Distributing | 15% |
| Class E | 1.50% | 0.20% | Distributing | 15% |
| Class EH | 1.50% | 0.20% | Distributing | 15% |
| Class M | 2.00% | 0.20% | Accumulating | 15% |
| Class MH | 2.00% | 0.20% | Accumulating | 15% |
| Class ML | 2.00% | 0.20% | Accumulating | N/A |
| Class M2 | 2.50% | 0.20% | Accumulating | 15% |

| | | | | |
|-----------------------------|-------|-------|--------------|-----|
| Class M2H | 2.50% | 0.20% | Accumulating | 15% |
| Class M3 | 2.50% | 0.20% | Distributing | 15% |
| Class M3H | 2.50% | 0.20% | Distributing | 15% |
| Privileged share classes | | | | |
| Class C | 0.75% | 0.20% | Distributing | 15% |
| Class CH | 0.75% | 0.20% | Distributing | 15% |
| Class Cx | 0.75% | 0.20% | Distributing | 15% |
| Class CxH | 0.75% | 0.20% | Distributing | 15% |
| Class F | 0.75% | 0.20% | Accumulating | 15% |
| Class FH | 0.75% | 0.20% | Accumulating | 15% |
| Class FL | 0.95% | 0.20% | Accumulating | N/A |
| Class G | 0.75% | 0.20% | Distributing | 15% |
| Class GH | 0.75% | 0.20% | Distributing | 15% |
| Class S | 0.75% | 0.20% | Accumulating | 15% |
| Class SH | 0.75% | 0.20% | Accumulating | 15% |
| Institutional share classes | | | | |
| Class I | 0.80% | 0.16% | Accumulating | 15% |
| Class IH | 0.80% | 0.16% | Accumulating | 15% |
| Class IB | 0.80% | 0.16% | Distributing | 15% |
| Class IBx | 0.80% | 0.16% | Distributing | 15% |
| Class IBH | 0.80% | 0.16% | Distributing | 15% |
| Class IBxH | 0.80% | 0.16% | Distributing | 15% |
| Class IE | 0.80% | 0.16% | Distributing | 15% |
| Class IL | 1.00% | 0.16% | Accumulating | N/A |
| Class K | 1.00% | 0.16% | Accumulating | N/A |
| Class KH | 1.00% | 0.16% | Accumulating | N/A |
| Class KE | 1.00% | 0.16% | Distributing | N/A |
| Class K1 | 0.80% | 0.16% | Accumulating | N/A |
| Class K1H | 0.80% | 0.16% | Accumulating | N/A |
| Class K2 | 0.80% | 0.16% | Accumulating | N/A |
| Class K2H | 0.80% | 0.16% | Accumulating | N/A |
| Class K3 | 0.80% | 0.16% | Accumulating | N/A |
| Class K3H | 0.80% | 0.16% | Accumulating | N/A |
| Class Z | 0.00% | 0.00% | Accumulating | N/A |
| Class ZH | 0.00% | 0.00% | Accumulating | N/A |
| Class ZB | 0.00% | 0.00% | Distributing | N/A |
| Class ZBH | 0.00% | 0.00% | Distributing | N/A |

In addition, the Management Company is entitled to charge a Performance Fee to the applicable Share Classes of this Sub-fund. The Index is the MSCI AC Asia ex. Japan-net.

For further details, please consult Section 3.1 [Fees and Expenses](#) and [APPENDIX V – PERFORMANCE FEE](#). Please see above the Performance Fee portion.

i) Robeco Sustainable Asian Stars Equities

Investment
policy

Objective The aim of the Sub-fund is to provide long term capital growth while at the same time aiming for a better sustainability profile compared to the Benchmark by promoting certain ESG (i.e. Environmental, Social and corporate Governance) characteristics and integrating sustainability risks in the investment process. The Sub-fund also aims for an improved environmental footprint compared to the Benchmark.

Strategy The Sub-fund will take exposure of at least two thirds of its total assets to equities of companies incorporated in Asia or exercising a preponderant part of their economic activities in that region.

The portfolio of the Sub-fund is constructed via bottom-up and valuation oriented stock selection. The Sub-fund has a focused, regionally concentrated, portfolio however it is well diversified in terms of the number of holdings (typically containing 30-60 names). The reference to "Stars" in the name of the Sub-fund refers to an approach whereby only the most attractive companies (in terms of actual and/or potential capital gains and/or generation of income and/or growth) are selected.

The Sub-fund promotes environmental and/or social characteristics within the meaning of Article 8 of the Regulation (EU) 2019/2088 of 27 November 2019 on sustainability-related disclosures in the financial sector. The Sub-fund strives for economic results, while at the same time taking into account environmental, social and governance characteristics which are further explained in Appendix VIII.

The Sub-fund is actively managed. The securities selected for the Sub-fund's investment universe may be components of the Benchmark, but securities outside the Benchmark may be selected too. The Sub-fund can deviate substantially from the weightings of the Benchmark. The Portfolio Manager has discretion over the composition of the portfolio subject to the investment objectives. The Sub-fund aims to outperform the Benchmark over the long run, whilst still controlling relative risk through the applications of limits (on VaR Ratio) to the extent of deviation from the Benchmark. This will consequently limit the deviation of the performance relative to the Benchmark.

The Benchmark is a broad market weighted index that is not consistent with the environmental, social and governance characteristics promoted by the Sub-fund.

Financial Instruments and Investment Restrictions With due consideration given to the investment restrictions and to the extent permitted by the applicable legislation, the Sub-fund may invest in equities, convertible bonds, securities issued and/or guaranteed by government, public or local authority with a minimum rating of investment grade, non-government bonds and derivatives to achieve the investment goals of the Sub-fund.

The Sub-fund is allowed to invest in money market instruments, bank deposits (other than deposits at sight) and other eligible liquid assets for treasury purposes and in case of unfavourable market conditions.

The Sub-fund may hold up to 20% of its net assets in ancillary liquid assets (bank deposits at sight, such as cash held in current accounts). Under exceptionally unfavourable market conditions and if justified in the interest of the Shareholders, the Sub-fund may temporarily exceed the aforementioned limit for investment in ancillary liquid assets and other liquid instruments.

For the purpose of gaining exposure to shares of companies of the People's Republic of China ("PRC") listed in China, the Sub-fund may invest up to 30% of its net assets in China A-shares (via QFI and/or Stock Connect programmes) and China B-shares issued by companies in the PRC and listed on PRC stock exchanges. At least one month's prior notice will be given to Investors if the Sub-fund intends to invest more than 30% of its net assets in China A-shares and China B-shares and the Prospectus will be updated accordingly.

Exchange traded and over-the-counter derivatives are permitted, including but not limited to futures, swaps, options, currency forwards and/or combinations of the above. Whilst the Sub-fund may use derivatives for investment purposes as well as for hedging and efficient portfolio management, it does not intend to utilize derivatives extensively for such purposes.

Currency The Sub-fund is exposed to the exchange rate movements of the currencies in which the assets of the Sub-fund are denominated. For the management of the Sub-fund, expectations of currency returns will be taken into consideration when making country allocations/stock selection decisions.

Profile of the typical Investor The Sub-fund is suitable for Investors who want ESG considerations to be integrated as binding element in the investment process, but also to make a contribution to an environmental objective e.g. environmental footprint reduction, in addition to creating returns. It is also suitable for informed and/or experienced Investors wishing to attain defined investment objectives. The Sub-fund does not provide a capital guarantee. The Investor must be able to accept volatility. This Sub-fund is suitable for Investors who can afford to set aside the capital for at least 5-7 years. It can accommodate the investment objective of capital growth, income and/or portfolio diversification.

Please note that such information is provided for reference only and Investors should consider their own circumstances, including without limitation, their own risk tolerance level, financial circumstance, investment objective etc., before making any investment decisions. If in doubt, Investors should seek professional advice.

Risk profile of the Sub-fund In emerging and less developed markets the legal, judicial and regulatory infrastructure is still developing and there may be legal uncertainty both for local market participants and their overseas counterparts. Some markets may carry higher risks for Investors who should therefore ensure that, before investing, they understand the risks involved and are satisfied that despite the substantial risk of loss of investment, their investment is suitable as part of their portfolio.

Also, the investments in equity of companies may involve risks (for example linked to transferable securities and stock markets), such as exchange rates and volatility risks. The Sub-fund's investments are subject to market fluctuations. No assurance can, therefore, be given that the Sub-fund's investment objective will be achieved. It cannot be guaranteed either that the value of a Share in the Sub-fund will not fall below its value at the time of acquisition.

This Sub-fund might invest in China A-shares. Investments in China A-shares carry increased risks, most notably liquidity and credit risks. For further information on these risks, Investors should refer to the heading "Chinese markets risks" under "Section 4 – Risk Considerations" above.

The sustainability risk profile can be split into different sustainability risk sources and is expressed using categories ranging from lowest risk till highest risk. The risk classification relates to both the probability and potential negative impact of sustainability risk on the portfolio return. The classification relates to the portfolio only: there is no comparison to any benchmark.

Robeco distinguishes between sustainability risk of companies and governments. For companies, there is a total risk classification, a classification of environmental risks, a classification of social risks, and a classification of governance risk. The classifications are based on a variety of Environmental, Social, and Governance (ESG) issues provided by a third party that is specialized in the assessment of sustainability risks. The classification provides an indication of the probability and potential impact of an ESG event in the period of one year.

| <i>Company Risk</i> | <i>← Lowest</i> | <i>Highest →</i> |
|-------------------------------|-----------------|------------------|
| Sustainability Risk (Overall) | | X |
| Environmental Risk | X | |
| Social Risk | | X |
| Governance Risk | | X |

Robeco makes use of a climate risk metric provided by a third party specialized in climate risk. Based on a 1.5-degrees decarbonization pathway, the potential impact of climate transition risk is estimated. This is a reflection of the potential decarbonization costs for the next 80 years, of which the heavy point is estimated to be approximately in 15 years. This impact on return is compared to the market risk profile of the Sub-fund and turned into risk classification.

| <i>Company Risk</i> | <i>← Lowest</i> | <i>Highest →</i> |
|-------------------------|-----------------|------------------|
| Climate Transition Risk | X | |

Climate change leads to extreme weather events that may have a negative economic impact on investments. Based on a climate risk model provided by a third party specialized in climate risk, the physical risks that the portfolio is most vulnerable to are assessed. This Sub-fund's primary physical risks are (1) Extreme Heat, (2) Coastal Flooding, and (3) Tropical Cyclone.

Climate risk models are complex and surrounded by a high degree of uncertainty as result of assumptions and availability of data. As result, a change in the methodology may lead to a change in the risk classification. The climate risk model assesses the potential costs for decarbonizing for companies. Active policies and ambitions of companies are not taken into account contrary to the 'ESG' scores that focus on policies and ambitions.

Risk considerations for the Sub-fund

Investors should note that, in addition to the above mentioned risks, the Sub-fund may use derivatives as part of its investment strategy and such investments are inherently volatile and the Sub-fund could potentially be exposed to additional risks and costs should the market move against it. Such market conditions could mean that Investors could, in certain circumstances, face minimal or no returns, or may even suffer a loss on such investments.

The investment risk will be measured using quantitative techniques. The investment risk of using derivatives is also incorporated in these quantitative techniques. For more information regarding e.g. the exposure calculation method, the maximum leverage or the expected levels of leverage as a result of the use of derivatives as well as a brief explanation as to the basis for such calculation, please consult [APPENDIX III – RISK MANAGEMENT PROCESS](#).

Portfolio Manager

The Management Company has appointed Robeco Hong Kong Ltd. as Portfolio Manager. Robeco Hong Kong Ltd. is in charge of the day-to-day management of the assets of the Sub-fund. The agreement with Robeco Hong Kong Ltd. shall terminate immediately on termination of the Management Company Services Agreement.

Base currency USD

Type of Currency Hedged Share Classes (H) Portfolio Hedge

Issue date 30 March 2020

| Share Classes | Management fee | Service fee | Type | Performance Fee portion |
|-----------------------|----------------|-------------|--------------|-------------------------|
| Regular share classes | | | | |
| Class A | 1.75% | 0.20% | Accumulating | 15% |
| Class AH | 1.75% | 0.20% | Accumulating | 15% |
| Class A1 | 1.75% | 0.20% | Distributing | 15% |
| Class A1H | 1.75% | 0.20% | Distributing | 15% |
| Class B | 1.50% | 0.20% | Distributing | 15% |
| Class BH | 1.50% | 0.20% | Distributing | 15% |
| Class Bx | 1.50% | 0.20% | Distributing | 15% |
| Class BxH | 1.50% | 0.20% | Distributing | 15% |
| Class D | 1.50% | 0.20% | Accumulating | 15% |
| Class DH | 1.50% | 0.20% | Accumulating | 15% |
| Class DL | 1.75% | 0.20% | Accumulating | N/A |
| Class DHL | 1.75% | 0.20% | Accumulating | N/A |
| Class D2 | 1.75% | 0.20% | Accumulating | 15% |
| Class D2H | 1.75% | 0.20% | Accumulating | 15% |
| Class D3 | 1.75% | 0.20% | Distributing | 15% |
| Class D3H | 1.75% | 0.20% | Distributing | 15% |
| Class E | 1.50% | 0.20% | Distributing | 15% |
| Class EH | 1.50% | 0.20% | Distributing | 15% |
| Class M | 2.00% | 0.20% | Accumulating | 15% |
| Class MH | 2.00% | 0.20% | Accumulating | 15% |
| Class ML | 2.00% | 0.20% | Accumulating | N/A |
| Class M2 | 2.50% | 0.20% | Accumulating | 15% |

| | | | | |
|-----------------------------|-------|-------|--------------|-----|
| Class M2H | 2.50% | 0.20% | Accumulating | 15% |
| Class M3 | 2.50% | 0.20% | Distributing | 15% |
| Class M3H | 2.50% | 0.20% | Distributing | 15% |
| Privileged share classes | | | | |
| Class C | 0.75% | 0.20% | Distributing | 15% |
| Class CH | 0.75% | 0.20% | Distributing | 15% |
| Class Cx | 0.75% | 0.20% | Distributing | 15% |
| Class CxH | 0.75% | 0.20% | Distributing | 15% |
| Class F | 0.75% | 0.20% | Accumulating | 15% |
| Class FH | 0.75% | 0.20% | Accumulating | 15% |
| Class FL | 0.95% | 0.20% | Accumulating | N/A |
| Class G | 0.75% | 0.20% | Distributing | 15% |
| Class GH | 0.75% | 0.20% | Distributing | 15% |
| Class S | 0.75% | 0.20% | Accumulating | 15% |
| Class SH | 0.75% | 0.20% | Accumulating | 15% |
| Class X | 0.75% | 0.20% | Accumulating | N/A |
| Class XH | 0.75% | 0.20% | Accumulating | N/A |
| Institutional share classes | | | | |
| Class I | 0.80% | 0.16% | Accumulating | 15% |
| Class IH | 0.80% | 0.16% | Accumulating | 15% |
| Class IB | 0.80% | 0.16% | Distributing | 15% |
| Class IBx | 0.80% | 0.16% | Distributing | 15% |
| Class IBH | 0.80% | 0.16% | Distributing | 15% |
| Class IBxH | 0.80% | 0.16% | Distributing | 15% |
| Class IE | 0.80% | 0.16% | Distributing | 15% |
| Class IL | 1.00% | 0.16% | Accumulating | N/A |
| Class K | 0.40% | 0.16% | Accumulating | N/A |
| Class KH | 1.00% | 0.16% | Accumulating | N/A |
| Class KE | 1.00% | 0.16% | Distributing | N/A |
| Class K1 | 0.80% | 0.16% | Accumulating | N/A |
| Class K1H | 0.80% | 0.16% | Accumulating | N/A |
| Class K2 | 0.80% | 0.16% | Accumulating | N/A |
| Class K2H | 0.80% | 0.16% | Accumulating | N/A |
| Class K3 | 0.80% | 0.16% | Accumulating | N/A |
| Class K3H | 0.80% | 0.16% | Accumulating | N/A |
| Class Y | 0.80% | 0.16% | Accumulating | N/A |
| Class YH | 0.80% | 0.16% | Accumulating | N/A |
| Class Z | 0.00% | 0.00% | Accumulating | N/A |
| Class ZH | 0.00% | 0.00% | Accumulating | N/A |
| Class ZB | 0.00% | 0.00% | Distributing | N/A |
| Class ZBH | 0.00% | 0.00% | Distributing | N/A |

In addition, the Management Company is entitled to charge a Performance Fee to the applicable Share Classes of this Sub-fund. The Index is the MSCI AC Asia ex. Japan-net.

For further details, please consult Section 3.1 [Fees and Expenses](#) and [APPENDIX V – PERFORMANCE FEE](#). Please see above the Performance Fee portion.

j) Robeco BP US Large Cap Equities

Investment policy

Objective The aim of the Sub-fund is to provide long term capital growth while at the same time promoting certain ESG (i.e. Environmental, Social and corporate Governance) characteristics and integrating sustainability risks in the investment process.

Strategy The Sub-fund will invest at least two-thirds of its total assets in equities of large cap companies incorporated or exercising a preponderant part of their economic activities in the United States. The Sub-fund will focus on investing in large cap companies that are undervalued and combine attractive valuation with a catalyst for change. The Sub-fund defines large cap companies as companies with a market capitalization of USD 2 billion or more.

The Sub-fund promotes environmental and/or social characteristics within the meaning of Article 8 of the Regulation (EU) 2019/2088 of 27 November 2019 on sustainability-related disclosures in the financial sector. The Sub-fund strives for economic results, while at the same time taking into account environmental, social and governance characteristics which are further explained in Appendix VIII.

The Sub-fund is actively managed. The securities selected for the Sub-fund's investment universe may be components of the benchmark, but securities outside the benchmark may be selected too. The investment policy is not constrained by a benchmark but the Sub-fund uses a benchmark for comparison purposes. The Portfolio Manager has discretion over the composition of the portfolio subject to the investment objectives. The Sub-fund can deviate substantially from the issuer, country and sector weightings of the benchmark. There are no restrictions on the deviation from the benchmark.

The benchmark is a broad market weighted index that is not consistent with the environmental, social and governance characteristics promoted by the Sub-fund.

Financial Instruments and Investment Restrictions With due consideration given to the investment restrictions and to the extent permitted by the applicable legislation, the Sub-fund may invest in equities, convertible bonds, bonds, units of UCITS and/or other UCIs and derivatives to achieve the investment goals of the Sub-fund.

The Sub-fund is allowed to invest in money market instruments, bank deposits (other than deposits at sight) and other eligible liquid assets for treasury purposes and in case of unfavourable market conditions.

The Sub-fund may hold up to 20% of its net assets in ancillary liquid assets (bank deposits at sight, such as cash held in current accounts). Under exceptionally unfavourable market conditions and if justified in the interest of the Shareholders, the Sub-fund may temporarily exceed the aforementioned limit for investment in ancillary liquid assets and other liquid instruments.

Exchange traded and over-the-counter derivatives are permitted, including but not limited to futures, swaps, options, currency forwards and/or combinations of the above. Whilst the Sub-fund may use derivatives for investment purposes as well as for hedging and efficient portfolio management, it does not intend to utilize derivatives extensively for such purposes.

Currency The Sub-fund is exposed to the exchange rate movements of the currencies in which the assets of the Sub-fund are denominated.

Profile of the typical Investor

The Sub-fund is suitable for Investors who seek ESG considerations to be integrated as binding element in the investment process, while still seeking optimum returns. This Sub-fund is suitable for Investors who see funds as a convenient way of participating in capital market developments. It is also suitable for informed and/or experienced Investors wishing to attain defined investment objectives. The Sub-fund does not provide a capital guarantee. The Investor must be able to accept volatility. This Sub-fund is suitable for Investors who can afford to set aside the capital for at least 5-7 years. It can accommodate the investment objective of capital growth, income and/or portfolio diversification.

Please note that such information is provided for reference only and Investors should consider their own circumstances, including without limitation, their own risk tolerance level, financial circumstance, investment objective etc., before making any investment decisions. If in doubt, Investors should seek professional advice.

Risk profile of

The Sub-fund has exposure to a single country market, which increases potential volatility. The investments in equity of companies may involve risks (for example linked to transferable securities and

the Sub-fund stock markets), such as exchange rates and volatility risks. The Sub-fund's investments are subject to market fluctuations. No assurance can, therefore, be given that the Sub-fund's investment objective will be achieved. It cannot be guaranteed either that the value of a Share in the Sub-fund will not fall below its value at the time of acquisition.

The sustainability risk profile can be split into different sustainability risk sources and is expressed using categories ranging from lowest risk till highest risk. The risk classification relates to both the probability and potential negative impact of sustainability risk on the portfolio return. The classification relates to the portfolio only: there is no comparison to any benchmark.

Robeco distinguishes between sustainability risk of companies and governments. For companies, there is a total risk classification, a classification of environmental risks, a classification of social risks, and a classification of governance risk. The classifications are based on a variety of Environmental, Social, and Governance (ESG) issues provided by a third party that is specialized in the assessment of sustainability risks. The classification provides an indication of the probability and potential impact of an ESG event in the period of one year.

| <i>Company Risk</i> | ← <i>Lowest</i> | <i>Highest</i> → |
|-------------------------------|-----------------|------------------|
| Sustainability Risk (Overall) | | X |
| Environmental Risk | X | |
| Social Risk | | X |
| Governance Risk | X | |

Robeco makes use of a climate risk metric provided by a third party specialized in climate risk. Based on a 1.5-degrees decarbonization pathway, the potential impact of climate transition risk is estimated. This is a reflection of the potential decarbonization costs for the next 80 years, of which the heavy point is estimated to be approximately in 15 years. This impact on return is compared to the market risk profile of the Sub-fund and turned into risk classification.

| <i>Company Risk</i> | ← <i>Lowest</i> | <i>Highest</i> → |
|-------------------------|-----------------|------------------|
| Climate Transition Risk | X | |

Climate change leads to extreme weather events that may have a negative economic impact on investments. Based on a climate risk model provided by a third party specialized in climate risk, the physical risks that the portfolio is most vulnerable to are assessed. This Sub-fund's primary physical risks are (1) Extreme Heat, (2) Coastal Flooding, and (3) Tropical Cyclone.

Climate risk models are complex and surrounded by a high degree of uncertainty as result of assumptions and availability of data. As result, a change in the methodology may lead to a change in the risk classification. The climate risk model assesses the potential costs for decarbonizing for companies. Active policies and ambitions of companies are not taken into account contrary to the 'ESG' scores that focus on policies and ambitions.

Risk considerations for the Sub-fund Investors should note that, in addition to the above mentioned risks, the Sub-fund may use derivatives as part of its investment strategy and such investments are inherently volatile and the Sub-fund could potentially be exposed to additional risks and costs should the market move against it. Such market conditions could mean that Investors could, in certain circumstances, face minimal or no returns, or may even suffer a loss on such investments.

The investment risk will be measured using quantitative techniques. The investment risk of using derivatives is also incorporated in these quantitative techniques. For more information regarding e.g. the exposure calculation method, the maximum leverage or the expected levels of leverage as a result of the use of derivatives as well as a brief explanation as to the basis for such calculation, please consult [APPENDIX III – RISK MANAGEMENT PROCESS](#).

Portfolio The Management Company has appointed Boston Partners Global Investors Inc. as Portfolio Manager.

| Manager | Boston Partners Global Investors Inc. is in charge of the day-to-day management of the assets of the Sub-fund. The agreement with Boston Partners Global Investors Inc. shall terminate immediately on termination of the Management Company Services Agreement. The reference to "BP" in the name of the Sub-fund is to "Boston Partners" which is a short name of Boston Partners Global Investors Inc. | | | |
|---|---|-------------|--------------|-------------------------|
| Base currency | USD | | | |
| Type of Currency Hedged Share Classes (H) | NAV Hedge | | | |
| Issue date | 4 January 2010 | | | |
| Share Classes | Management fee | Service fee | Type | Performance Fee portion |
| Regular share classes | | | | |
| Class A | 1.50% | 0.16% | Accumulating | N/A |
| Class AH | 1.50% | 0.16% | Accumulating | N/A |
| Class A1 | 1.50% | 0.16% | Distributing | N/A |
| Class A1H | 1.50% | 0.16% | Distributing | N/A |
| Class B | 1.25% | 0.16% | Distributing | N/A |
| Class BH | 1.25% | 0.16% | Distributing | N/A |
| Class D | 1.25% | 0.16% | Accumulating | N/A |
| Class DH | 1.25% | 0.16% | Accumulating | N/A |
| Class D2 | 1.50% | 0.16% | Accumulating | N/A |
| Class D2H | 1.50% | 0.16% | Accumulating | N/A |
| Class D3 | 1.50% | 0.16% | Distributing | N/A |
| Class D3H | 1.50% | 0.16% | Distributing | N/A |
| Class E | 1.25% | 0.16% | Distributing | N/A |
| Class EH | 1.25% | 0.16% | Distributing | N/A |
| Class M | 2.00% | 0.16% | Accumulating | N/A |
| Class MB | 2.00% | 0.16% | Distributing | N/A |
| Class MH | 2.00% | 0.16% | Accumulating | N/A |
| Class M2 | 2.50% | 0.16% | Accumulating | N/A |
| Class M2H | 2.50% | 0.16% | Accumulating | N/A |
| Class M3 | 2.50% | 0.16% | Distributing | N/A |
| Class M3H | 2.50% | 0.16% | Distributing | N/A |
| Privileged share classes | | | | |
| Class C | 0.63% | 0.16% | Distributing | N/A |
| Class CH | 0.63% | 0.16% | Distributing | N/A |
| Class Cx | 0.63% | 0.16% | Distributing | N/A |
| Class CxH | 0.63% | 0.16% | Distributing | N/A |
| Class F | 0.63% | 0.16% | Accumulating | N/A |
| Class FH | 0.63% | 0.16% | Accumulating | N/A |
| Class F2 | 0.63% | 0.16% | Accumulating | N/A |
| Class F2H | 0.63% | 0.16% | Accumulating | N/A |
| Class G | 0.63% | 0.16% | Distributing | N/A |
| Class GH | 0.63% | 0.16% | Distributing | N/A |
| Class S | 0.63% | 0.16% | Accumulating | N/A |
| Class SH | 0.63% | 0.16% | Accumulating | N/A |
| Institutional share classes | | | | |
| Class I | 0.65% | 0.12% | Accumulating | N/A |
| Class IH | 0.65% | 0.12% | Accumulating | N/A |
| Class IB | 0.65% | 0.12% | Distributing | N/A |
| Class IBx | 0.65% | 0.12% | Distributing | N/A |
| Class IBH | 0.65% | 0.12% | Distributing | N/A |
| Class IBxH | 0.65% | 0.12% | Distributing | N/A |
| Class IE | 0.65% | 0.12% | Distributing | N/A |
| Class IEH | 0.65% | 0.12% | Distributing | N/A |
| Class K | 0.65% | 0.12% | Accumulating | N/A |
| Class KH | 0.65% | 0.12% | Accumulating | N/A |
| Class Z | 0.00% | 0.00% | Accumulating | N/A |

| | | | | |
|-----------|-------|-------|--------------|-----|
| Class ZH | 0.00% | 0.00% | Accumulating | N/A |
| Class ZB | 0.00% | 0.00% | Distributing | N/A |
| Class ZBH | 0.00% | 0.00% | Distributing | N/A |

See Section 3.1 for a more detailed description of all Fees and Expenses.

k) Robeco BP US Select Opportunities Equities

Investment policy

Objective The aim of the Sub-fund is to provide long term capital growth while at the same time promoting certain ESG (i.e. Environmental, Social and corporate Governance) characteristics and integrating sustainability risks in the investment process.

Strategy The Sub-fund will take at least two-thirds of its total assets in equities of mid-cap companies incorporated or exercising a preponderant part of their economic activities in the United States. The Sub-fund will focus on investing in mid-cap companies that are undervalued and combine attractive valuation with a catalyst for change. The Sub-fund defines mid-cap companies as companies with a market capitalization of USD 750 million or more.

The Sub-fund promotes environmental and/or social characteristics within the meaning of Article 8 of the Regulation (EU) 2019/2088 of 27 November 2019 on sustainability-related disclosures in the financial sector. The Sub-fund strives for economic results, while at the same time taking into account environmental, social and governance characteristics which are further explained in Appendix VIII.

The Sub-fund could use a covered-call strategy to generate additional income. Investors should be aware that the use of derivatives may result in increased volatility of the price of the Shares.

The Sub-fund is actively managed. The securities selected for the Sub-fund's investment universe may be components of the benchmark, but securities outside the benchmark may be selected too. The investment policy is not constrained by a benchmark but the Sub-fund uses a benchmark for comparison purposes. The Portfolio Manager has discretion over the composition of the portfolio subject to the investment objectives. The Sub-fund can deviate substantially from the issuer, country and sector weightings of the benchmark. There are no restrictions on the deviation from the benchmark.

The benchmark is a broad market weighted index that is not consistent with the environmental, social and governance characteristics promoted by the Sub-fund.

Financial Instruments and Investment Restrictions With due consideration given to the investment restrictions and to the extent permitted by the applicable legislation, the Sub-fund may invest in equities, convertible bonds, bonds, units of UCITS and/or other UCIs and derivatives to achieve the investment goals of the Sub-fund.

The Sub-fund is allowed to invest in money market instruments, bank deposits (other than deposits at sight) and other eligible liquid assets for treasury purposes and in case of unfavourable market conditions.

The Sub-fund may hold up to 20% of its net assets in ancillary liquid assets (bank deposits at sight, such as cash held in current accounts). Under exceptionally unfavourable market conditions and if justified in the interest of the Shareholders, the Sub-fund may temporarily exceed the aforementioned limit for investment in ancillary liquid assets and other liquid instruments.

Exchange traded and over-the-counter derivatives are permitted, including but not limited to futures, swaps, options, currency forwards and/or combinations of the above. Whilst the Sub-fund may use derivatives for investment purposes as well as for hedging and efficient portfolio management, it does not intend to utilize derivatives extensively for such purposes.

Currency The Sub-fund is exposed to the exchange rate movements of the currencies in which the assets of the Sub-fund are denominated.

Profile of the typical Investor The Sub-fund is suitable for Investors who seek ESG considerations to be integrated as binding element in the investment process, while still seeking optimum returns. This Sub-fund is suitable for Investors who see funds as a convenient way of participating in capital market developments. It is also suitable for informed and/or experienced Investors wishing to attain defined investment objectives. The Sub-fund does not provide a capital guarantee. The Investor must be able to accept volatility. This Sub-fund is suitable for Investors who can afford to set aside the capital for at least 5-7 years. It can accommodate the investment objective of capital growth, income and/or portfolio diversification.

Please note that such information is provided for reference only and Investors should consider their own circumstances, including without limitation, their own risk tolerance level, financial circumstance,

investment objective etc., before making any investment decisions. If in doubt, Investors should seek professional advice.

Risk profile of the Sub-fund

The Sub-fund has exposure to a single country market, which increases potential volatility. The investments in equity of companies may involve risks (for example linked to transferable securities and stock markets), such as exchange rates and volatility risks. The Sub-fund's investments are subject to market fluctuations. No assurance can, therefore, be given that the Sub-fund's investment objective will be achieved. It cannot be guaranteed either that the value of a Share in the Sub-fund will not fall below its value at the time of acquisition.

The sustainability risk profile can be split into different sustainability risk sources and is expressed using categories ranging from lowest risk till highest risk. The risk classification relates to both the probability and potential negative impact of sustainability risk on the portfolio return. The classification relates to the portfolio only: there is no comparison to any benchmark.

Robeco distinguishes between sustainability risk of companies and governments. For companies, there is a total risk classification, a classification of environmental risks, a classification of social risks, and a classification of governance risk. The classifications are based on a variety of Environmental, Social, and Governance (ESG) issues provided by a third party that is specialized in the assessment of sustainability risks. The classification provides an indication of the probability and potential impact of an ESG event in the period of one year.

| <i>Company Risk</i> | ← <i>Lowest</i> | <i>Highest</i> → |
|-------------------------------|-----------------|------------------|
| Sustainability Risk (Overall) | | X |
| Environmental Risk | X | |
| Social Risk | | X |
| Governance Risk | X | |

Robeco makes use of a climate risk metric provided by a third party specialized in climate risk. Based on a 1.5-degrees decarbonization pathway, the potential impact of climate transition risk is estimated. This is a reflection of the potential decarbonization costs for the next 80 years, of which the heavy point is estimated to be approximately in 15 years. This impact on return is compared to the market risk profile of the Sub-fund and turned into risk classification.

| <i>Company Risk</i> | ← <i>Lowest</i> | <i>Highest</i> → |
|-------------------------|-----------------|------------------|
| Climate Transition Risk | X | |

Climate change leads to extreme weather events that may have a negative economic impact on investments. Based on a climate risk model provided by a third party specialized in climate risk, the physical risks that the portfolio is most vulnerable to are assessed. This Sub-fund's primary physical risks are (1) Extreme Heat, (2) Coastal Flooding, and (3) Tropical Cyclone.

Climate risk models are complex and surrounded by a high degree of uncertainty as result of assumptions and availability of data. As result, a change in the methodology may lead to a change in the risk classification. The climate risk model assesses the potential costs for decarbonizing for companies. Active policies and ambitions of companies are not taken into account contrary to the 'ESG' scores that focus on policies and ambitions.

Risk considerations for the Sub-fund

Investors should note that, in addition to the above mentioned risks, the Sub-fund may use derivatives as part of its investment strategy and such investments are inherently volatile and the Sub-fund could potentially be exposed to additional risks and costs should the market move against it. Such market conditions could mean that Investors could, in certain circumstances, face minimal or no returns, or may even suffer a loss on such investments.

The investment risk will be measured using quantitative techniques. The investment risk of using derivatives is also incorporated in these quantitative techniques. For more information regarding e.g.

the exposure calculation method, the maximum leverage or the expected levels of leverage as a result of the use of derivatives as well as a brief explanation as to the basis for such calculation, please consult [APPENDIX III – RISK MANAGEMENT PROCESS](#).

| Portfolio Manager | The Management Company has appointed Boston Partners Global Investors Inc. as Portfolio Manager. Boston Partners Global Investors Inc. is in charge of the day-to-day management of the assets of the Sub-fund. The agreement with Boston Partners Global Investors Inc. shall terminate immediately on termination of the Management Company Services Agreement. The reference to "BP" in the name of the Sub-fund is to "Boston Partners" which is a short name of Boston Partners Global Investors Inc. | | | |
|---|--|-------------|--------------|-------------------------|
| Base currency | USD | | | |
| Type of Currency Hedged Share Classes (H) | NAV Hedge | | | |
| Issue date | 20 September 2011 | | | |
| Share Classes | Management fee | Service fee | Type | Performance Fee portion |
| Regular share classes | | | | |
| Class A | 1.75% | 0.16% | Accumulating | N/A |
| Class AH | 1.75% | 0.16% | Accumulating | N/A |
| Class A1 | 1.75% | 0.16% | Distributing | N/A |
| Class A1H | 1.75% | 0.16% | Distributing | N/A |
| Class B | 1.50% | 0.16% | Distributing | N/A |
| Class BH | 1.50% | 0.16% | Distributing | N/A |
| Class D | 1.50% | 0.16% | Accumulating | N/A |
| Class DH | 1.50% | 0.16% | Accumulating | N/A |
| Class D2 | 1.75% | 0.16% | Accumulating | N/A |
| Class D2H | 1.75% | 0.16% | Accumulating | N/A |
| Class D3 | 1.75% | 0.16% | Distributing | N/A |
| Class D3H | 1.75% | 0.16% | Distributing | N/A |
| Class E | 1.50% | 0.16% | Distributing | N/A |
| Class EH | 1.50% | 0.16% | Distributing | N/A |
| Class M | 2.00% | 0.16% | Accumulating | N/A |
| Class MH | 2.00% | 0.16% | Accumulating | N/A |
| Class M2 | 2.50% | 0.16% | Accumulating | N/A |
| Class M2H | 2.50% | 0.16% | Accumulating | N/A |
| Class M3 | 2.50% | 0.16% | Distributing | N/A |
| Class M3H | 2.50% | 0.16% | Distributing | N/A |
| Privileged share classes | | | | |
| Class C | 0.75% | 0.16% | Distributing | N/A |
| Class CH | 0.75% | 0.16% | Distributing | N/A |
| Class Cx | 0.75% | 0.16% | Distributing | N/A |
| Class CxH | 0.75% | 0.16% | Distributing | N/A |
| Class F | 0.75% | 0.16% | Accumulating | N/A |
| Class FH | 0.75% | 0.16% | Accumulating | N/A |
| Class G | 0.75% | 0.16% | Distributing | N/A |
| Class GH | 0.75% | 0.16% | Distributing | N/A |
| Class S | 0.75% | 0.16% | Accumulating | N/A |
| Class SH | 0.75% | 0.16% | Accumulating | N/A |
| Institutional share classes | | | | |
| Class I | 0.70% | 0.12% | Accumulating | N/A |
| Class IH | 0.70% | 0.12% | Accumulating | N/A |
| Class IB | 0.70% | 0.12% | Distributing | N/A |
| Class IBx | 0.70% | 0.12% | Distributing | N/A |
| Class IBH | 0.70% | 0.12% | Distributing | N/A |
| Class IBxH | 0.70% | 0.12% | Distributing | N/A |
| Class IE | 0.70% | 0.12% | Distributing | N/A |
| Class IEH | 0.70% | 0.12% | Distributing | N/A |
| Class K | 0.70% | 0.12% | Accumulating | N/A |
| Class KH | 0.70% | 0.12% | Accumulating | N/A |

| | | | | |
|-----------|-------|-------|--------------|-----|
| Class KE | 0.70% | 0.12% | Distributing | N/A |
| Class Z | 0.00% | 0.00% | Accumulating | N/A |
| Class ZH | 0.00% | 0.00% | Accumulating | N/A |
| Class ZB | 0.00% | 0.00% | Distributing | N/A |
| Class ZBH | 0.00% | 0.00% | Distributing | N/A |

See Section 3.1 for a more detailed description of all Fees and Expenses.

I) Robeco Chinese A-share Equities

Investment
policy

Objective The aim of the Sub-fund is to provide long term capital growth while at the same time promoting certain ESG (i.e. Environmental, Social and corporate Governance) characteristics and integrating sustainability risks in the investment process.

Strategy The Sub-fund will take exposure of at least two-thirds of its total assets to equity of companies whose securities are listed on PRC stock exchanges, via China A-shares and China B-shares. These companies can be both large caps as well as mid-caps and small-caps. Robeco Chinese A-share Equities has a focused, concentrated portfolio with a small number of larger bets. The portfolio of the Sub-fund is constructed via a bottom-up and valuation oriented stock selection.

The Sub-fund promotes environmental and/or social characteristics within the meaning of Article 8 of the Regulation (EU) 2019/2088 of 27 November 2019 on sustainability-related disclosures in the financial sector. The Sub-fund strives for economic results, while at the same time taking into account environmental, social and governance characteristics which are further explained in Appendix VIII.

The Sub-fund is actively managed. The securities selected for the Sub-fund's investment universe may be components of the benchmark, but securities outside the benchmark may be selected too. The investment policy is not constrained by a benchmark but the Sub-fund uses a benchmark for comparison purposes. The Portfolio Manager has discretion over the composition of the portfolio subject to the investment objectives. The Sub-fund can deviate substantially from the issuer, country and sector weightings of the benchmark. There are no restrictions on the deviation from the benchmark.

The benchmark is a broad market weighted index that is not consistent with the environmental, social and governance characteristics promoted by the Sub-fund.

*Financial
Instruments and
Investment
Restrictions*

With due consideration given to the investment restrictions and to the extent permitted by the applicable legislation, the Sub-fund may invest in equities, convertible bonds, bonds, units of UCITS and/or other UCIs and derivatives to achieve the investment goals of the Sub-fund.

The Sub-fund is allowed to invest in money market instruments, bank deposits (other than deposits at sight) and other eligible liquid assets for treasury purposes and in case of unfavourable market conditions.

The Sub-fund may hold up to 20% of its net assets in ancillary liquid assets (bank deposits at sight, such as cash held in current accounts). Under exceptionally unfavourable market conditions and if justified in the interest of the Shareholders, the Sub-fund may temporarily exceed the aforementioned limit for investment in ancillary liquid assets and other liquid instruments.

Except for a maximum of 10% of its net assets (as permitted by investment restriction I (2) in Appendix II), the Sub-fund will (without limiting the possibility to invest in compliance with its investment policy in assets referred to under investment restrictions I (1) c), d), e) and f)) only invest in transferable securities and money market instruments traded or listed on markets falling under investment restrictions I (1) a) and b).

For the purpose of gaining exposure to shares of companies of the People's Republic of China ("PRC") listed in China, the Sub-fund may invest all of its net assets in China A-shares (via QFI and/or Stock Connect programmes) and China B-shares issued by companies in the PRC and listed on PRC stock exchanges.

Exchange traded and over-the-counter derivatives are permitted, including but not limited to futures, swaps, options, currency forwards and/or combinations of the above. Whilst the Sub-fund may use derivatives for investment purposes as well as for hedging and efficient portfolio management, it does not intend to utilize derivatives extensively for such purposes.

Currency The Sub-fund is exposed to the exchange rate movements of the currencies in which the assets of the Sub-fund are denominated.

Profile of the
typical Investor

The Sub-fund is suitable for Investors who seek ESG considerations to be integrated as binding element in the investment process, while still seeking optimum returns. This Sub-fund is suitable for Investors who see funds as a convenient way of participating in capital market developments. It is also suitable for informed and/or experienced Investors wishing to attain defined investment objectives. The Sub-fund does not provide a capital guarantee. The Investor must be able to accept substantial volatility. This Sub-

fund is suitable for Investors who can afford to set aside the capital for at least 5-7 years. It can accommodate the investment objective of capital growth, income and/or portfolio diversification.

Please note that such information is provided for reference only and Investors should consider their own circumstances, including without limitation, their own risk tolerance level, financial circumstance, investment objective etc., before making any investment decisions. If in doubt, Investors should seek professional advice.

Risk profile of the Sub-fund

The Sub-fund has exposure to a single country market, which increases potential volatility. The Sub-fund invests in Emerging markets and in emerging and less developed markets the legal, judicial and regulatory infrastructure is still developing and there may be legal uncertainty both for local market participants and their overseas counterparts. Some markets may carry higher risks for Investors who should therefore ensure that, before investing, they understand the risks involved and are satisfied that despite the substantial risk of loss of investment, their investment is suitable as part of their portfolio.

This Sub-fund invests in China A-shares. Investments in China A-shares carry increased risks, most notably liquidity, valuation and credit risks. For further information on these risks, Investors should refer to the heading "Chinese markets risks" under "Section 4 – Risk Considerations" above.

Also, the investments in equity of companies may involve risks (for example linked to transferable securities and stock markets), such as exchange rates and volatility risks. The Sub-fund's investments are subject to market fluctuations. No assurance can, therefore, be given that the Sub-fund's investment objective will be achieved. It cannot be guaranteed either that the value of a Share in the Sub-fund will not fall below its value at the time of acquisition.

The sustainability risk profile can be split into different sustainability risk sources and is expressed using categories ranging from lowest risk till highest risk. The risk classification relates to both the probability and potential negative impact of sustainability risk on the portfolio return. The classification relates to the portfolio only: there is no comparison to any benchmark.

Robeco distinguishes between sustainability risk of companies and governments. For companies, there is a total risk classification, a classification of environmental risks, a classification of social risks, and a classification of governance risk. The classifications are based on a variety of Environmental, Social, and Governance (ESG) issues provided by a third party that is specialized in the assessment of sustainability risks. The classification provides an indication of the probability and potential impact of an ESG event in the period of one year.

| <i>Company Risk</i> | <i>← Lowest</i> | <i>Highest →</i> |
|-------------------------------|-----------------|------------------|
| Sustainability Risk (Overall) | | X |
| Environmental Risk | X | |
| Social Risk | | X |
| Governance Risk | X | |

Robeco makes use of a climate risk metric provided by a third party specialized in climate risk. Based on a 1.5-degrees decarbonization pathway, the potential impact of climate transition risk is estimated. This is a reflection of the potential decarbonization costs for the next 80 years, of which the heavy point is estimated to be approximately in 15 years. This impact on return is compared to the market risk profile of the Sub-fund and turned into risk classification.

| <i>Company Risk</i> | <i>← Lowest</i> | <i>Highest →</i> |
|-------------------------|-----------------|------------------|
| Climate Transition Risk | X | |

Climate change leads to extreme weather events that may have a negative economic impact on investments. Based on a climate risk model provided by a third party specialized in climate risk, the physical risks that the portfolio is most vulnerable to are assessed. This Sub-fund's primary physical risks are (1) Extreme Heat, (2) Coastal Flooding, and (3) Fluvial Flooding.

Climate risk models are complex and surrounded by a high degree of uncertainty as result of assumptions and availability of data. As result, a change in the methodology may lead to a change in the risk classification. The climate risk model assesses the potential costs for decarbonizing for companies. Active policies and ambitions of companies are not taken into account contrary to the 'ESG' scores that focus on policies and ambitions.

Risk considerations for the Sub-fund Investors should note that, in addition to the above mentioned risks, the Sub-fund may use derivatives as part of its investment strategy and such investments are inherently volatile and the Sub-fund could potentially be exposed to additional risks and costs should the market move against it. Such market conditions could mean that Investors could, in certain circumstances, face minimal or no returns, or may even suffer a loss on such investments.

The investment risk will be measured using quantitative techniques. The investment risk of using derivatives is also incorporated in these quantitative techniques. For more information regarding e.g. the exposure calculation method, the maximum leverage or the expected levels of leverage as a result of the use of derivatives as well as a brief explanation as to the basis for such calculation, please consult [APPENDIX III – RISK MANAGEMENT PROCESS](#).

Portfolio Manager The Management Company has appointed Robeco Hong Kong Ltd. as Portfolio Manager. Following such appointment, Robeco Hong Kong Ltd. is in charge of the day-to-day management of the assets of the Sub-fund. The agreement with Robeco Hong Kong Ltd. shall terminate immediately on the termination of the Management Company Services Agreement.

Base currency RMB

Type of Currency Hedged Share Classes (H) NAV Hedge

Issue date 17 February 2017

| Share Classes | Management fee | Service fee | Type | Performance Fee portion |
|---------------------------------|----------------|-------------|--------------|-------------------------|
| Regular share classes | | | | |
| Class A | 1.75% | 0.26% | Accumulating | N/A |
| Class AH | 1.75% | 0.26% | Accumulating | N/A |
| Class A1 | 1.75% | 0.26% | Distributing | N/A |
| Class A1H | 1.75% | 0.26% | Distributing | N/A |
| Class B | 1.60% | 0.26% | Distributing | N/A |
| Class D | 1.60% | 0.26% | Accumulating | N/A |
| Class DH | 1.60% | 0.26% | Accumulating | N/A |
| Class D2 | 1.75% | 0.26% | Accumulating | N/A |
| Class D3 | 1.75% | 0.26% | Distributing | N/A |
| Class E | 1.60% | 0.26% | Distributing | N/A |
| Class EH | 1.60% | 0.26% | Distributing | N/A |
| Class M | 2.00% | 0.26% | Accumulating | N/A |
| Class MB | 2.00% | 0.26% | Distributing | N/A |
| Class MBx | 2.00% | 0.26% | Distributing | N/A |
| Class MBxH | 2.00% | 0.26% | Distributing | N/A |
| Class MH | 2.00% | 0.26% | Accumulating | N/A |
| Class M2 | 2.50% | 0.26% | Accumulating | N/A |
| Class M2H | 2.50% | 0.26% | Accumulating | N/A |
| Class M3 | 2.50% | 0.26% | Distributing | N/A |
| Class M3H | 2.50% | 0.26% | Distributing | N/A |
| Privileged share classes | | | | |
| Class C | 0.80% | 0.26% | Distributing | N/A |
| Class CH | 0.80% | 0.26% | Distributing | N/A |
| Class Cx | 0.80% | 0.26% | Distributing | N/A |
| Class CxH | 0.80% | 0.26% | Distributing | N/A |
| Class F | 0.80% | 0.26% | Accumulating | N/A |
| Class FH | 0.80% | 0.26% | Accumulating | N/A |

| | | | | |
|-----------------------------|-------|-------|--------------|-----|
| Class G | 0.80% | 0.26% | Distributing | N/A |
| Class GH | 0.80% | 0.26% | Distributing | N/A |
| Class S | 0.75% | 0.26% | Accumulating | N/A |
| Class SH | 0.75% | 0.26% | Accumulating | N/A |
| Institutional share classes | | | | |
| Class I | 0.85% | 0.22% | Accumulating | N/A |
| Class IH | 0.85% | 0.22% | Accumulating | N/A |
| Class IB | 0.85% | 0.22% | Distributing | N/A |
| Class IBx | 0.85% | 0.22% | Distributing | N/A |
| Class IBH | 0.85% | 0.22% | Distributing | N/A |
| Class IBxH | 0.85% | 0.22% | Distributing | N/A |
| Class IE | 0.85% | 0.22% | Distributing | N/A |
| Class IM | 1.00% | 0.22% | Accumulating | N/A |
| Class IMB | 1.00% | 0.22% | Distributing | N/A |
| Class IMH | 1.00% | 0.22% | Accumulating | N/A |
| Class K | 0.85% | 0.22% | Accumulating | N/A |
| Class KH | 0.85% | 0.22% | Accumulating | N/A |
| Class K1 | 0.85% | 0.22% | Accumulating | N/A |
| Class K1H | 0.85% | 0.22% | Accumulating | N/A |
| Class K2 | 0.85% | 0.22% | Accumulating | N/A |
| Class K2H | 0.85% | 0.22% | Accumulating | N/A |
| Class K3 | 0.85% | 0.22% | Accumulating | N/A |
| Class K3H | 0.85% | 0.22% | Accumulating | N/A |
| Class Z | 0.00% | 0.00% | Accumulating | N/A |
| Class ZH | 0.00% | 0.00% | Accumulating | N/A |
| Class ZB | 0.00% | 0.00% | Distributing | N/A |
| Class ZBH | 0.00% | 0.00% | Distributing | N/A |

See Section 3.1 for a more detailed description of all Fees and Expenses.

m) Robeco QI Chinese A-share Active Equities

Investment
policy

Objective The aim of the Sub-fund is to provide long term capital growth while at the same time aiming for a better sustainability profile compared to the Benchmark by promoting certain ESG (i.e. Environmental, Social and corporate Governance) characteristics and integrating sustainability risks in the investment process.

Strategy The Sub-fund will take exposure of at least two-thirds of its total assets to equity of companies whose securities are listed on PRC stock exchanges, via China A-shares and China B-shares.

The Sub-fund promotes environmental and/or social characteristics within the meaning of Article 8 of the Regulation (EU) 2019/2088 of 27 November 2019 on sustainability-related disclosures in the financial sector. The Sub-fund strives for economic results, while at the same time taking into account environmental, social and governance characteristics which are further explained in Appendix VIII.

The Sub-fund is actively managed and uses the Benchmark for asset allocation purposes. The Sub-fund uses a quantitative stock selection strategy which ranks stocks on their expected future relative performance using three factors: a strategy focusing on stocks with an attractive valuation (Value); a strategy focusing on stocks of companies with a medium term attractive performance trend (Momentum); and a strategy focusing on high quality equities, e.g. equity of companies with strong balance sheets and high profitability (Quality). The securities selected for the Sub-fund's investment universe may be components of the Benchmark, but securities outside the Benchmark may be selected too. The Sub-fund can deviate from the weightings of the Benchmark. The Management Company has discretion over the composition of the portfolio subject to the investment objectives. Highly ranked stocks are overweighted against the Benchmark, whereas low-ranked stocks are underweighted, resulting in a well-diversified portfolio. The Sub-fund aims to outperform the Benchmark over the long run, whilst still controlling relative risk through the applications of limits (on sectors) to the extent of deviation from the Benchmark. This will consequently limit the deviation of the performance relative to the Benchmark.

The Benchmark is a broad market weighted index that is not consistent with the environmental, social and governance characteristics promoted by the Sub-fund.

*Financial
Instruments and
Investment
Restrictions*

With due consideration given to the investment restrictions and to the extent permitted by the applicable legislation, the Sub-fund may invest in equities, convertible bonds, bonds, units of UCITS and/or other UCIs and derivatives to achieve the investment goals of the Sub-fund.

The Sub-fund is allowed to invest in money market instruments, bank deposits (other than deposits at sight) and other eligible liquid assets for treasury purposes and in case of unfavourable market conditions.

The Sub-fund may hold up to 20% of its net assets in ancillary liquid assets (bank deposits at sight, such as cash held in current accounts). Under exceptionally unfavourable market conditions and if justified in the interest of the Shareholders, the Sub-fund may temporarily exceed the aforementioned limit for investment in ancillary liquid assets and other liquid instruments.

Except for a maximum of 10% of its net assets (as permitted by investment restriction I (2) in Appendix II), the Sub-fund will (without limiting the possibility to invest in compliance with its investment policy in assets referred to under investment restrictions I (1) c), d), e) and f)) only invest in transferable securities and money market instruments traded or listed on markets falling under investment restrictions I (1) a) and b).

For the purpose of gaining exposure to shares of companies of the People's Republic of China ("PRC") listed in China, the Sub-fund may invest all of its net assets in China A-shares (via QFI and/or Stock Connect programmes) and China B-shares issued by companies in the PRC and listed on PRC stock exchanges.

Exchange traded and over-the-counter derivatives are permitted, including but not limited to futures, swaps, options, currency forwards and/or combinations of the above. Whilst the Sub-fund may use derivatives for investment purposes as well as for hedging and efficient portfolio management, it does not intend to utilize derivatives extensively for such purposes.

Currency The Sub-fund is exposed to the exchange rate movements of the currencies in which the assets of the Sub-fund are denominated.

Profile of the typical Investor The Sub-fund is suitable for Investors who seek ESG considerations to be integrated as binding element in the investment process, while still seeking optimum returns. This Sub-fund is suitable for Investors who see funds as a convenient way of participating in capital market developments. It is also suitable for informed and/or experienced Investors wishing to attain defined investment objectives. The Sub-fund does not provide a capital guarantee. The Investor must be able to accept substantial volatility. This Sub-fund is suitable for Investors who can afford to set aside the capital for at least 5-7 years. It can accommodate the investment objective of capital growth, income and/or portfolio diversification.

Please note that such information is provided for reference only and Investors should consider their own circumstances, including without limitation, their own risk tolerance level, financial circumstance, investment objective etc., before making any investment decisions. If in doubt, Investors should seek professional advice.

Risk profile of the Sub-fund The Sub-fund has exposure to a single country market, which increases potential volatility. The Sub-fund invests in Emerging markets and in emerging and less developed markets the legal, judicial and regulatory infrastructure is still developing and there may be legal uncertainty both for local market participants and their overseas counterparts. Some markets may carry higher risks for Investors who should therefore ensure that, before investing, they understand the risks involved and are satisfied that despite the substantial risk of loss of investment, their investment is suitable as part of their portfolio.

This Sub-fund invests in China A-shares. Investments in China A-shares carry increased risks, most notably liquidity, valuation and credit risks. For further information on these risks, Investors should refer to the heading "Chinese markets risks" under "Section 4 – Risk Considerations" above.

Also, the investments in equity of companies may involve risks (for example linked to transferable securities and stock markets), such as exchange rates and volatility risks. The Sub-fund's investments are subject to market fluctuations. No assurance can, therefore, be given that the Sub-fund's investment objective will be achieved. It cannot be guaranteed either that the value of a Share in the Sub-fund will not fall below its value at the time of acquisition.

The sustainability risk profile can be split into different sustainability risk sources and is expressed using categories ranging from lowest risk till highest risk. The risk classification relates to both the probability and potential negative impact of sustainability risk on the portfolio return. The classification relates to the portfolio only: there is no comparison to any benchmark.

Robeco distinguishes between sustainability risk of companies and governments. For companies, there is a total risk classification, a classification of environmental risks, a classification of social risks, and a classification of governance risk. The classifications are based on a variety of Environmental, Social, and Governance (ESG) issues provided by a third party that is specialized in the assessment of sustainability risks. The classification provides an indication of the probability and potential impact of an ESG event in the period of one year.

| <i>Company Risk</i> | <i>← Lowest</i> | <i>Highest →</i> |
|-------------------------------|-----------------|------------------|
| Sustainability Risk (Overall) | | X |
| Environmental Risk | X | |
| Social Risk | | X |
| Governance Risk | X | |

Robeco makes use of a climate risk metric provided by a third party specialized in climate risk. Based on a 1.5-degrees decarbonization pathway, the potential impact of climate transition risk is estimated. This is a reflection of the potential decarbonization costs for the next 80 years, of which the heavy point is estimated to be approximately in 15 years. This impact on return is compared to the market risk profile of the Sub-fund and turned into risk classification.

| <i>Company Risk</i> | <i>← Lowest</i> | <i>Highest →</i> |
|-------------------------|-----------------|------------------|
| Climate Transition Risk | X | |

Climate change leads to extreme weather events that may have a negative economic impact on investments. Based on a climate risk model provided by a third party specialized in climate risk, the physical risks that the portfolio is most vulnerable to are assessed. This Sub-fund's primary physical risks are (1) Coastal Flooding, (2) Extreme Heat, and (3) Tropical Cyclone.

Climate risk models are complex and surrounded by a high degree of uncertainty as result of assumptions and availability of data. As result, a change in the methodology may lead to a change in the risk classification. The climate risk model assesses the potential costs for decarbonizing for companies. Active policies and ambitions of companies are not taken into account contrary to the 'ESG' scores that focus on policies and ambitions.

Risk considerations for the Sub-fund Investors should note that, in addition to the above mentioned risks, the Sub-fund may use derivatives as part of its investment strategy and such investments are inherently volatile and the Sub-fund could potentially be exposed to additional risks and costs should the market move against it. Such market conditions could mean that Investors could, in certain circumstances, face minimal or no returns, or may even suffer a loss on such investments.

The investment risk will be measured using quantitative techniques. The investment risk of using derivatives is also incorporated in these quantitative techniques. For more information regarding e.g. the exposure calculation method, the maximum leverage or the expected levels of leverage as a result of the use of derivatives as well as a brief explanation as to the basis for such calculation, please consult [APPENDIX III – RISK MANAGEMENT PROCESS](#).

Base currency RMB

Type of Currency Hedged Share Classes (H) Portfolio Hedge

Issue date 2 November 2017

| Share Classes | Management fee | Service fee | Type | Performance Fee portion |
|---------------------------------|----------------|-------------|--------------|-------------------------|
| Regular share classes | | | | |
| Class A | 1.50% | 0.26% | Accumulating | N/A |
| Class AH | 1.50% | 0.26% | Accumulating | N/A |
| Class A1 | 1.50% | 0.26% | Distributing | N/A |
| Class A1H | 1.50% | 0.26% | Distributing | N/A |
| Class B | 1.25% | 0.26% | Distributing | N/A |
| Class BH | 1.25% | 0.26% | Distributing | N/A |
| Class Bx | 1.25% | 0.26% | Distributing | N/A |
| Class BXH | 1.25% | 0.26% | Distributing | N/A |
| Class D | 1.25% | 0.26% | Accumulating | N/A |
| Class DH | 1.25% | 0.26% | Accumulating | N/A |
| Class D2 | 1.50% | 0.26% | Accumulating | N/A |
| Class D3 | 1.50% | 0.26% | Distributing | N/A |
| Class E | 1.25% | 0.26% | Distributing | N/A |
| Class EH | 1.25% | 0.26% | Distributing | N/A |
| Class M | 2.00% | 0.26% | Accumulating | N/A |
| Class MB | 2.00% | 0.26% | Distributing | N/A |
| Class MBx | 2.00% | 0.26% | Distributing | N/A |
| Class MBxH | 2.00% | 0.26% | Distributing | N/A |
| Class MH | 2.00% | 0.26% | Accumulating | N/A |
| Class M2 | 2.50% | 0.26% | Accumulating | N/A |
| Class M2H | 2.50% | 0.26% | Accumulating | N/A |
| Class M3 | 2.50% | 0.26% | Distributing | N/A |
| Class M3H | 2.50% | 0.26% | Distributing | N/A |
| Privileged share classes | | | | |
| Class C | 0.63% | 0.26% | Distributing | N/A |
| Class CH | 0.63% | 0.26% | Distributing | N/A |
| Class Cx | 0.63% | 0.26% | Distributing | N/A |

| | | | | |
|-----------------------------|-------|-------|--------------|-----|
| Class CxH | 0.63% | 0.26% | Distributing | N/A |
| Class F | 0.63% | 0.26% | Accumulating | N/A |
| Class FH | 0.63% | 0.26% | Accumulating | N/A |
| Class G | 0.63% | 0.26% | Distributing | N/A |
| Class GH | 0.63% | 0.26% | Distributing | N/A |
| Class S | 0.63% | 0.26% | Accumulating | N/A |
| Class SH | 0.63% | 0.26% | Accumulating | N/A |
| Institutional share classes | | | | |
| Class I | 0.70% | 0.22% | Accumulating | N/A |
| Class IH | 0.70% | 0.22% | Accumulating | N/A |
| Class IB | 0.70% | 0.22% | Distributing | N/A |
| Class IBx | 0.70% | 0.22% | Distributing | N/A |
| Class IBH | 0.70% | 0.22% | Distributing | N/A |
| Class IBxH | 0.70% | 0.22% | Distributing | N/A |
| Class IE | 0.70% | 0.22% | Distributing | N/A |
| Class IM | 1.00% | 0.22% | Accumulating | N/A |
| Class IMB | 1.00% | 0.22% | Distributing | N/A |
| Class IMH | 1.00% | 0.22% | Accumulating | N/A |
| Class K | 0.70% | 0.22% | Accumulating | N/A |
| Class KH | 0.70% | 0.22% | Accumulating | N/A |
| Class K1 | 0.70% | 0.22% | Accumulating | N/A |
| Class K1H | 0.70% | 0.22% | Accumulating | N/A |
| Class K2 | 0.70% | 0.22% | Accumulating | N/A |
| Class K2H | 0.70% | 0.22% | Accumulating | N/A |
| Class K3 | 0.70% | 0.22% | Accumulating | N/A |
| Class K3H | 0.70% | 0.22% | Accumulating | N/A |
| Class Z | 0.00% | 0.00% | Accumulating | N/A |
| Class ZH | 0.00% | 0.00% | Accumulating | N/A |
| Class ZB | 0.00% | 0.00% | Distributing | N/A |
| Class ZBH | 0.00% | 0.00% | Distributing | N/A |

See Section 3.1 for a more detailed description of all Fees and Expenses.

n) Robeco QI Chinese A-share Conservative Equities

Investment
policy

Objective The aim of the Sub-fund is to provide long term capital growth while at the same time aiming for a better sustainability profile compared to the Benchmark by promoting certain ESG (i.e. Environmental, Social and corporate Governance) characteristics and integrating sustainability risks in the investment process.

Strategy The Sub-fund will take exposure of at least two-thirds of its total assets to equity of companies whose securities are listed on PRC stock exchanges, via China A-shares and China B-shares. The Sub-fund will focus on investing in equities that show lower expected volatility than average emerging equity. Conservative stands for the focus on equity with lower expected volatility.

The Sub-fund promotes environmental and/or social characteristics within the meaning of Article 8 of the Regulation (EU) 2019/2088 of 27 November 2019 on sustainability-related disclosures in the financial sector. The Sub-fund strives for economic results, while at the same time taking into account environmental, social and governance characteristics which are further explained in Appendix VIII.

The Sub-fund is actively managed and uses the Benchmark for asset allocation purposes. However, although securities may be components of the Benchmark, securities outside the Benchmark may be selected too. The Sub-fund can deviate substantially from the weightings of the Benchmark. The Management Company has discretion over the composition of the portfolio subject to the investment objectives. The Sub-fund aims to achieve returns equal to, or greater than, those on the Benchmark with lower expected downside risk, whilst still controlling relative risk through the applications of limits (on countries and sectors) to the extent of deviation from the Benchmark.

The Benchmark is a broad market weighted index that is not consistent with the environmental, social and governance characteristics promoted by the Sub-fund.

*Financial
Instruments and
Investment
Restrictions*

With due consideration given to the investment restrictions and to the extent permitted by the applicable legislation, the Sub-fund may invest in equities, convertible bonds, bonds, units of UCITS and/or other UCIs and derivatives to achieve the investment goals of the Sub-fund.

The Sub-fund is allowed to invest in money market instruments, bank deposits (other than deposits at sight) and other eligible liquid assets for treasury purposes and in case of unfavourable market conditions.

The Sub-fund may hold up to 20% of its net assets in ancillary liquid assets (bank deposits at sight, such as cash held in current accounts). Under exceptionally unfavourable market conditions and if justified in the interest of the Shareholders, the Sub-fund may temporarily exceed the aforementioned limit for investment in ancillary liquid assets and other liquid instruments.

Except for a maximum of 10% of its net assets (as permitted by investment restriction I (2) in Appendix II), the Sub-fund will (without limiting the possibility to invest in compliance with its investment policy in assets referred to under investment restrictions I (1) c), d), e) and f)) only invest in transferable securities and money market instruments traded or listed on markets falling under investment restrictions I (1) a) and b).

For the purpose of gaining exposure to shares of companies of the People's Republic of China ("PRC") listed in China, the Sub-fund may invest all of its net assets in China A-shares (via QFI and/or Stock Connect programmes) and China B-shares issued by companies in the PRC and listed on PRC stock exchanges.

Exchange traded and over-the-counter derivatives are permitted, including but not limited to futures, swaps, options, currency forwards and/or combinations of the above. Whilst the Sub-fund may use derivatives for investment purposes as well as for hedging and efficient portfolio management, it does not intend to utilize derivatives extensively for such purposes.

Currency The Sub-fund is exposed to the exchange rate movements of the currencies in which the assets of the Sub-fund are denominated.

Profile of the
typical Investor

The Sub-fund is suitable for Investors who seek ESG considerations to be integrated as binding element in the investment process, while still seeking optimum returns. This Sub-fund is suitable for Investors who see funds as a convenient way of participating in capital market developments. It is also suitable for informed and/or experienced Investors wishing to attain defined investment objectives. The Sub-fund does not provide a capital guarantee. The Investor must be able to accept substantial volatility. This Sub-

fund is suitable for Investors who can afford to set aside the capital for at least 5-7 years. It can accommodate the investment objective of capital growth, income and/or portfolio diversification.

Please note that such information is provided for reference only and Investors should consider their own circumstances, including without limitation, their own risk tolerance level, financial circumstance, investment objective etc., before making any investment decisions. If in doubt, Investors should seek professional advice.

Risk profile of the Sub-fund

The Sub-fund has exposure to a single country market, which increases potential volatility. The Sub-fund invests in Emerging markets and in emerging and less developed markets the legal, judicial and regulatory infrastructure is still developing and there may be legal uncertainty both for local market participants and their overseas counterparts. Some markets may carry higher risks for Investors who should therefore ensure that, before investing, they understand the risks involved and are satisfied that despite the substantial risk of loss of investment, their investment is suitable as part of their portfolio.

This Sub-fund might invest in China A-shares. Investments in China A-shares carry increased risks, most notably liquidity, valuation and credit risks. For further information on these risks, Investors should refer to the heading "Chinese markets risks" under "Section 4 – Risk Considerations" above.

Also, the investments in equity of companies may involve risks (for example linked to transferable securities and stock markets), such as exchange rates and volatility risks. The Sub-fund's investments are subject to market fluctuations. No assurance can, therefore, be given that the Sub-fund's investment objective will be achieved. It cannot be guaranteed either that the value of a Share in the Sub-fund will not fall below its value at the time of acquisition.

The sustainability risk profile can be split into different sustainability risk sources and is expressed using categories ranging from lowest risk till highest risk. The risk classification relates to both the probability and potential negative impact of sustainability risk on the portfolio return. The classification relates to the portfolio only: there is no comparison to any benchmark.

Robeco distinguishes between sustainability risk of companies and governments. For companies, there is a total risk classification, a classification of environmental risks, a classification of social risks, and a classification of governance risk. The classifications are based on a variety of Environmental, Social, and Governance (ESG) issues provided by a third party that is specialized in the assessment of sustainability risks. The classification provides an indication of the probability and potential impact of an ESG event in the period of one year.

| <i>Company Risk</i> | <i>← Lowest</i> | <i>Highest →</i> |
|-------------------------------|-----------------|------------------|
| Sustainability Risk (Overall) | | X |
| Environmental Risk | X | |
| Social Risk | | X |
| Governance Risk | | X |

Robeco makes use of a climate risk metric provided by a third party specialized in climate risk. Based on a 1.5-degrees decarbonization pathway, the potential impact of climate transition risk is estimated. This is a reflection of the potential decarbonization costs for the next 80 years, of which the heavy point is estimated to be approximately in 15 years. This impact on return is compared to the market risk profile of the Sub-fund and turned into risk classification.

| <i>Company Risk</i> | <i>← Lowest</i> | <i>Highest →</i> |
|-------------------------|-----------------|------------------|
| Climate Transition Risk | | X |

Climate change leads to extreme weather events that may have a negative economic impact on investments. Based on a climate risk model provided by a third party specialized in climate risk, the physical risks that the portfolio is most vulnerable to are assessed. This Sub-fund's primary physical risks are (1) Coastal Flooding, (2) Extreme Heat, and (3) Extreme Precipitation.

Climate risk models are complex and surrounded by a high degree of uncertainty as result of assumptions and availability of data. As result, a change in the methodology may lead to a change in the risk classification. The climate risk model assesses the potential costs for decarbonizing for companies. Active policies and ambitions of companies are not taken into account contrary to the 'ESG' scores that focus on policies and ambitions.

Risk considerations for the Sub-fund Investors should note that, in addition to the above mentioned risks, the Sub-fund may use derivatives as part of its investment strategy and such investments are inherently volatile and the Sub-fund could potentially be exposed to additional risks and costs should the market move against it. Such market conditions could mean that Investors could, in certain circumstances, face minimal or no returns, or may even suffer a loss on such investments.

The investment risk will be measured using quantitative techniques. The investment risk of using derivatives is also incorporated in these quantitative techniques. For more information regarding e.g. the exposure calculation method, the maximum leverage or the expected levels of leverage as a result of the use of derivatives as well as a brief explanation as to the basis for such calculation, please consult [APPENDIX III – RISK MANAGEMENT PROCESS](#).

Base currency RMB

Type of Currency Hedged Share Classes (H) Portfolio Hedge

Issue date 31 August 2018

| Share Classes | Management fee | Service fee | Type | Performance Fee portion |
|---------------------------------|----------------|-------------|--------------|-------------------------|
| Regular share classes | | | | |
| Class A | 1.50% | 0.26% | Accumulating | N/A |
| Class AH | 1.50% | 0.26% | Accumulating | N/A |
| Class A1 | 1.50% | 0.26% | Distributing | N/A |
| Class A1H | 1.50% | 0.26% | Distributing | N/A |
| Class B | 1.25% | 0.26% | Distributing | N/A |
| Class Ba | 1.25% | 0.26% | Distributing | N/A |
| Class BH | 1.25% | 0.26% | Distributing | N/A |
| Class BaH | 1.25% | 0.26% | Distributing | N/A |
| Class Bx | 1.25% | 0.26% | Distributing | N/A |
| Class BxH | 1.25% | 0.26% | Distributing | N/A |
| Class D | 1.25% | 0.26% | Accumulating | N/A |
| Class DH | 1.25% | 0.26% | Accumulating | N/A |
| Class D2 | 1.50% | 0.26% | Accumulating | N/A |
| Class D3 | 1.50% | 0.26% | Distributing | N/A |
| Class E | 1.25% | 0.26% | Distributing | N/A |
| Class EH | 1.25% | 0.26% | Distributing | N/A |
| Class M | 2.00% | 0.26% | Accumulating | N/A |
| Class MB | 2.00% | 0.26% | Distributing | N/A |
| Class MBx | 2.00% | 0.26% | Distributing | N/A |
| Class MBxH | 2.00% | 0.26% | Distributing | N/A |
| Class MH | 2.00% | 0.26% | Accumulating | N/A |
| Class M2 | 2.50% | 0.26% | Accumulating | N/A |
| Class M2H | 2.50% | 0.26% | Accumulating | N/A |
| Class M3 | 2.50% | 0.26% | Distributing | N/A |
| Class M3H | 2.50% | 0.26% | Distributing | N/A |
| Privileged share classes | | | | |
| Class C | 0.63% | 0.26% | Distributing | N/A |
| Class CH | 0.63% | 0.26% | Distributing | N/A |
| Class Cx | 0.63% | 0.26% | Distributing | N/A |
| Class CxH | 0.63% | 0.26% | Distributing | N/A |
| Class F | 0.63% | 0.26% | Accumulating | N/A |
| Class FH | 0.63% | 0.26% | Accumulating | N/A |

| | | | | |
|-----------------------------|-------|-------|--------------|-----|
| Class G | 0.63% | 0.26% | Distributing | N/A |
| Class GH | 0.63% | 0.26% | Distributing | N/A |
| Class S | 0.63% | 0.26% | Accumulating | N/A |
| Class SH | 0.63% | 0.26% | Accumulating | N/A |
| Institutional share classes | | | | |
| Class I | 0.68% | 0.22% | Accumulating | N/A |
| Class IH | 0.68% | 0.22% | Accumulating | N/A |
| Class IB | 0.68% | 0.22% | Distributing | N/A |
| Class IBx | 0.68% | 0.22% | Distributing | N/A |
| Class IBH | 0.68% | 0.22% | Distributing | N/A |
| Class IBxH | 0.68% | 0.22% | Distributing | N/A |
| Class IE | 0.68% | 0.22% | Distributing | N/A |
| Class IM | 1.00% | 0.22% | Accumulating | N/A |
| Class IMB | 1.00% | 0.22% | Distributing | N/A |
| Class IMH | 1.00% | 0.22% | Accumulating | N/A |
| Class K | 0.68% | 0.22% | Accumulating | N/A |
| Class KH | 0.68% | 0.22% | Accumulating | N/A |
| Class K1 | 0.68% | 0.22% | Accumulating | N/A |
| Class K1H | 0.68% | 0.22% | Accumulating | N/A |
| Class K2 | 0.68% | 0.22% | Accumulating | N/A |
| Class K2H | 0.68% | 0.22% | Accumulating | N/A |
| Class K3 | 0.68% | 0.22% | Accumulating | N/A |
| Class K3H | 0.68% | 0.22% | Accumulating | N/A |
| Class Z | 0.00% | 0.00% | Accumulating | N/A |
| Class ZH | 0.00% | 0.00% | Accumulating | N/A |
| Class ZB | 0.00% | 0.00% | Distributing | N/A |
| Class ZBH | 0.00% | 0.00% | Distributing | N/A |

See Section 3.1 for a more detailed description of all Fees and Expenses.

o) Robeco QI European Value Equities

Investment policy

Objective The aim of the Sub-fund is to provide long term capital growth while at the same time aiming for a better sustainability profile compared to the Benchmark by promoting certain ESG (i.e. Environmental, Social and corporate Governance) characteristics and integrating sustainability risks in the investment process.

Strategy The Sub-fund will take exposure of at least two-thirds of its total assets to equities of companies incorporated or exercising a preponderant part of their economic activities in Europe. Value stands for selecting companies with an attractive valuation in a disciplined way.

The Sub-fund promotes environmental and/or social characteristics within the meaning of Article 8 of the Regulation (EU) 2019/2088 of 27 November 2019 on sustainability-related disclosures in the financial sector. The Sub-fund strives for economic results, while at the same time taking into account environmental, social and governance characteristics which are further explained in Appendix VIII.

The Sub-fund is actively managed and uses the Benchmark for asset allocation purposes. However, although securities may be components of the Benchmark, securities outside the Benchmark may be selected too. The Sub-fund can deviate from the weightings of the Benchmark. The Management Company has discretion over the composition of the portfolio subject to the investment objectives. The Sub-fund aims to outperform the Benchmark over the long run, whilst still controlling relative risk through the applications of limits (on sectors, countries and issuers) to the extent of deviation from the Benchmark. This will consequently limit the deviation of the performance relative to the Benchmark.

The Benchmark is a broad market weighted index that is not consistent with the environmental, social and governance characteristics promoted by the Sub-fund.

Financial Instruments and Investment Restrictions With due consideration given to the investment restrictions and to the extent permitted by the applicable legislation, the Sub-fund may invest in equities, convertible bonds, bonds, units of UCITS and/or other UCIs and derivatives to achieve the investment goals of the Sub-fund.

The Sub-fund is allowed to invest in money market instruments, bank deposits (other than deposits at sight) and other eligible liquid assets for treasury purposes and in case of unfavourable market conditions.

The Sub-fund may hold up to 20% of its net assets in ancillary liquid assets (bank deposits at sight, such as cash held in current accounts). Under exceptionally unfavourable market conditions and if justified in the interest of the Shareholders, the Sub-fund may temporarily exceed the aforementioned limit for investment in ancillary liquid assets and other liquid instruments.

In selecting stocks, a systematic and disciplined approach is used in which the attractiveness of stocks is assessed on both fundamental and technical variables, which are then interpreted by quantitative models.

Exchange traded and over-the-counter derivatives are permitted, including but not limited to futures, swaps, options, currency forwards and/or combinations of the above. Whilst the Sub-fund may use derivatives for investment purposes as well as for hedging and efficient portfolio management, it does not intend to utilize derivatives extensively for such purposes.

Currency The Sub-fund is exposed to the exchange rate movements of the currencies in which the assets of the Sub-fund are denominated. For the management of the Sub-fund, expectations of currency returns will be taken into consideration when making country allocations/stock selection decisions.

Profile of the typical Investor The Sub-fund is suitable for Investors who seek ESG considerations to be integrated as binding element in the investment process, while still seeking optimum returns. This Sub-fund is suitable for Investors who see funds as a convenient way of participating in capital market developments. It is also suitable for informed and/or experienced Investors wishing to attain defined investment objectives. The Sub-fund does not provide a capital guarantee. The Investor must be able to accept volatility. This Sub-fund is suitable for Investors who can afford to set aside the capital for at least 5-7 years. It can accommodate the investment objective of capital growth, income and/or portfolio diversification.

Please note that such information is provided for reference only and Investors should consider their own circumstances, including without limitation, their own risk tolerance level, financial circumstance, investment objective etc., before making any investment decisions. If in doubt, Investors should seek professional advice.

Risk profile of the Sub-fund

The investments in equity of companies may involve risks (for example linked to transferable securities and stock markets), such as exchange rates and volatility risks. The Sub-fund's investments are subject to market fluctuations. No assurance can, therefore, be given that the Sub-fund's investment objective will be achieved. It cannot be guaranteed either that the value of a Share in the Sub-fund will not fall below its value at the time of acquisition.

The sustainability risk profile can be split into different sustainability risk sources and is expressed using categories ranging from lowest risk till highest risk. The risk classification relates to both the probability and potential negative impact of sustainability risk on the portfolio return. The classification relates to the portfolio only: there is no comparison to any benchmark.

Robeco distinguishes between sustainability risk of companies and governments. For companies, there is a total risk classification, a classification of environmental risks, a classification of social risks, and a classification of governance risk. The classifications are based on a variety of Environmental, Social, and Governance (ESG) issues provided by a third party that is specialized in the assessment of sustainability risks. The classification provides an indication of the probability and potential impact of an ESG event in the period of one year.

| <i>Company Risk</i> | ← <i>Lowest</i> | <i>Highest</i> → |
|-------------------------------|-----------------|------------------|
| Sustainability Risk (Overall) | X | |
| Environmental Risk | X | |
| Social Risk | X | |
| Governance Risk | X | |

Robeco makes use of a climate risk metric provided by a third party specialized in climate risk. Based on a 1.5-degrees decarbonization pathway, the potential impact of climate transition risk is estimated. This is a reflection of the potential decarbonization costs for the next 80 years, of which the heavy point is estimated to be approximately in 15 years. This impact on return is compared to the market risk profile of the Sub-fund and turned into risk classification.

| <i>Company Risk</i> | ← <i>Lowest</i> | <i>Highest</i> → |
|-------------------------|-----------------|------------------|
| Climate Transition Risk | X | |

Climate change leads to extreme weather events that may have a negative economic impact on investments. Based on a climate risk model provided by a third party specialized in climate risk, the physical risks that the portfolio is most vulnerable to are assessed. This Sub-fund's primary physical risks are (1) Extreme Heat, (2) Coastal Flooding, and (3) Tropical Cyclone.

Climate risk models are complex and surrounded by a high degree of uncertainty as result of assumptions and availability of data. As result, a change in the methodology may lead to a change in the risk classification. The climate risk model assesses the potential costs for decarbonizing for companies. Active policies and ambitions of companies are not taken into account contrary to the 'ESG' scores that focus on policies and ambitions.

Risk considerations for the Sub-fund

Investors should note that, in addition to the above mentioned risks, the Sub-fund may use derivatives as part of its investment strategy and such investments are inherently volatile and the Sub-fund could potentially be exposed to additional risks and costs should the market move against it. Such market conditions could mean that Investors could, in certain circumstances, face minimal or no returns, or may even suffer a loss on such investments.

The investment risk will be measured using quantitative techniques. The investment risk of using derivatives is also incorporated in these quantitative techniques. For more information regarding

e.g. the exposure calculation method, the maximum leverage or the expected levels of leverage as a result of the use of derivatives as well as a brief explanation as to the basis for such calculation, please consult [APPENDIX III – RISK MANAGEMENT PROCESS](#).

| Base currency | EUR | | | |
|---|-------------------|-------------|--------------|-------------------------|
| Type of Currency Hedged Share Classes (H) | Portfolio Hedge | | | |
| Issue date | 25 September 2018 | | | |
| Share Classes | Management fee | Service fee | Type | Performance Fee portion |
| Regular share classes | | | | |
| Class A | 1.50% | 0.16% | Accumulating | N/A |
| Class AH | 1.50% | 0.16% | Accumulating | N/A |
| Class A1 | 1.50% | 0.16% | Distributing | N/A |
| Class A1H | 1.50% | 0.16% | Distributing | N/A |
| Class B | 1.00% | 0.16% | Distributing | N/A |
| Class BH | 1.00% | 0.16% | Distributing | N/A |
| Class D | 1.00% | 0.16% | Accumulating | N/A |
| Class DH | 1.00% | 0.16% | Accumulating | N/A |
| Class D2 | 1.50% | 0.16% | Accumulating | N/A |
| Class D2H | 1.50% | 0.16% | Accumulating | N/A |
| Class D3 | 1.50% | 0.16% | Distributing | N/A |
| Class D3H | 1.50% | 0.16% | Distributing | N/A |
| Class E | 1.00% | 0.16% | Distributing | N/A |
| Class EH | 1.00% | 0.16% | Distributing | N/A |
| Class M | 2.25% | 0.16% | Accumulating | N/A |
| Class MH | 2.25% | 0.16% | Accumulating | N/A |
| Class M2 | 2.50% | 0.16% | Accumulating | N/A |
| Class M2H | 2.50% | 0.16% | Accumulating | N/A |
| Class M3 | 2.50% | 0.16% | Distributing | N/A |
| Class M3H | 2.50% | 0.16% | Distributing | N/A |
| Privileged share classes | | | | |
| Class C | 0.50% | 0.16% | Distributing | N/A |
| Class CH | 0.50% | 0.16% | Distributing | N/A |
| Class Cx | 0.50% | 0.16% | Distributing | N/A |
| Class CxH | 0.50% | 0.16% | Distributing | N/A |
| Class F | 0.50% | 0.16% | Accumulating | N/A |
| Class FH | 0.50% | 0.16% | Accumulating | N/A |
| Class G | 0.50% | 0.16% | Distributing | N/A |
| Class GH | 0.50% | 0.16% | Distributing | N/A |
| Class S | 0.50% | 0.16% | Accumulating | N/A |
| Class SH | 0.50% | 0.16% | Accumulating | N/A |
| Institutional share classes | | | | |
| Class I | 0.55% | 0.12% | Accumulating | N/A |
| Class IH | 0.55% | 0.12% | Accumulating | N/A |
| Class IB | 0.55% | 0.12% | Distributing | N/A |
| Class IBx | 0.55% | 0.12% | Distributing | N/A |
| Class IBH | 0.55% | 0.12% | Distributing | N/A |
| Class IBxH | 0.55% | 0.12% | Distributing | N/A |
| Class IE | 0.55% | 0.12% | Distributing | N/A |
| Class K | 0.35% | 0.12% | Accumulating | N/A |
| Class KE | 0.35% | 0.12% | Distributing | N/A |
| Class KH | 0.55% | 0.12% | Accumulating | N/A |
| Class K1 | 0.55% | 0.12% | Accumulating | N/A |
| Class K1H | 0.55% | 0.12% | Accumulating | N/A |
| Class K2 | 0.55% | 0.12% | Accumulating | N/A |
| Class K2H | 0.55% | 0.12% | Accumulating | N/A |
| Class K3 | 0.55% | 0.12% | Accumulating | N/A |
| Class K3H | 0.55% | 0.12% | Accumulating | N/A |

| | | | | |
|-----------|-------|-------|--------------|-----|
| Class Z | 0.00% | 0.00% | Accumulating | N/A |
| Class ZH | 0.00% | 0.00% | Accumulating | N/A |
| Class ZB | 0.00% | 0.00% | Distributing | N/A |
| Class ZBH | 0.00% | 0.00% | Distributing | N/A |

See Section 3.1 for a more detailed description of all Fees and Expenses.

p) Robeco QI US Climate Beta Equities

Investment policy

Objective The Sub-fund, as its sustainable investment objective, aims to reduce the Carbon footprint of the portfolio (and thereby contribute towards the goals of the Paris Agreement to keep the maximum global temperature rise well-below 2°C) in line with the MSCI USA EU PAB Overlay Index. In addition to pursuing the sustainable investment objective, the Sub-fund at the same time aims to provide long term capital growth.

Strategy The Sub-fund will take exposure of at least two-thirds of its total assets to equities of companies incorporated or exercising a preponderant part of their economic activities in the United States of America.

Beta stands for the investment management approach of the Sub-fund that follows the performance of MSCI USA Index, allowing for the expression of both positive and negative views on companies by overweighting and underweighting stocks in the MSCI USA Index with the sole purpose of pursuing the sustainable investment objective of the Sub-fund.

The Sub-fund has sustainable investment as its objective, within the meaning of Article 9 of the Regulation (EU) 2019/2088 of 27 November 2019 on sustainability-related disclosures in the financial sector. The Sub-fund strives for economic results, while at the same time pursuing sustainable investment objectives which are further explained in Appendix VIII.

The Sub-fund is actively managed and uses the Benchmark for asset allocation purposes. The Sub-fund has a well-diversified portfolio with a relative large number of relative small over- and under weights. The securities selected for the Sub-fund's investment universe may be components of the Benchmark, but securities outside the Benchmark may be selected too. The Sub-fund can deviate from the weightings of the Benchmark to a limited extent. The Management Company has discretion over the composition of the portfolio subject to the investment objectives. The Sub-fund aims to perform in line with the Benchmark over the long run, whilst still controlling relative risk through the applications of limits (on currencies, countries and sectors) to the extent of deviation from the Benchmark. This will consequently limit the deviation of the performance relative to the Benchmark.

The Benchmark is a broad market weighted index that is not consistent with the sustainable investment objectives pursued by the Sub-fund.

The Sub-fund will use the MSCI USA EU PAB Overlay Index to monitor the carbon profile of the Sub-fund in line with the Paris Agreement requirements on greenhouse gas emission reduction. The MSCI USA EU PAB Overlay Index is consistent with the low carbon sustainable investment objective of the Sub-fund. It differs from a broad market index in that the latter does not take into account in its methodology any criteria for alignment with the Paris Agreement on greenhouse gas emission reduction and related exclusions. The methodology used for the calculation of the index can be found on the website of the index administrator (MSCI).

Financial Instruments and Investment Restrictions With due consideration given to the investment restrictions and to the extent permitted by the applicable legislation, the Sub-fund invests in equities, convertible bonds, bonds, units of UCITS and/or other UCIs and derivatives to achieve the investment goals of the Sub-fund.

The Sub-fund is allowed to invest in money market instruments, bank deposits (other than deposits at sight) and other eligible liquid assets for treasury purposes and in case of unfavourable market conditions.

The Sub-fund may hold up to 20% of its net assets in ancillary liquid assets (bank deposits at sight, such as cash held in current accounts). Under exceptionally unfavourable market conditions and if justified in the interest of the Shareholders, the Sub-fund may temporarily exceed the aforementioned limit for investment in ancillary liquid assets and other liquid instruments.

Exchange traded and over-the-counter derivatives are permitted, including but not limited to futures, swaps and currency forwards. Whilst the Sub-fund may use derivatives extensively for investment purposes as well as for hedging and efficient portfolio management, it does not intend to utilize derivatives extensively for such purposes. The Sub-fund does not however use a specific derivatives strategy but will use derivatives non-extensively for investment purposes in accordance

with its investment policy and for efficiently managing the investments of the Sub-fund.

The Sub-fund will not invest directly in:

- options, and
- swaptions.

Currency The Sub-fund is exposed to the exchange rate movements of the currencies in which the assets of the Sub-fund are denominated.

Profile of the typical Investor The Sub-fund is suitable for Investors who want their investment to fully contribute to a sustainable investment objective. This Sub-fund is suitable for Investors who see funds as a convenient way of participating in capital market developments. It is also suitable for informed and/or experienced Investors wishing to attain defined investment objectives. The Sub-fund does not provide a capital guarantee. The Investor must be able to accept volatility. This Sub-fund is suitable for Investors who can afford to set aside the capital for at least 5-7 years. It can accommodate the investment objective of capital growth, income and/or portfolio diversification.

Please note that such information is provided for reference only and Investors should consider their own circumstances, including without limitation, their own risk tolerance level, financial circumstance, investment objective etc., before making any investment decisions. If in doubt, Investors should seek professional advice.

Risk profile of the Sub-fund The investments in equity of companies may involve risks (for example linked to transferable securities and stock markets), such as exchange rates and volatility risks. The Sub-fund's investments are subject to market fluctuations. No assurance can, therefore, be given that the Sub-fund's investment objective will be achieved. It cannot be guaranteed either that the value of a Share in the Sub-fund will not fall below its value at the time of acquisition.

The sustainability risk profile can be split into different sustainability risk sources and is expressed using categories ranging from lowest risk till highest risk. The risk classification relates to both the probability and potential negative impact of sustainability risk on the portfolio return. The classification relates to the portfolio only: there is no comparison to any benchmark.

Robeco distinguishes between sustainability risk of companies and governments. For companies, there is a total risk classification, a classification of environmental risks, a classification of social risks, and a classification of governance risk. The classifications are based on a variety of Environmental, Social, and Governance (ESG) issues provided by a third party that is specialized in the assessment of sustainability risks. The classification provides an indication of the probability and potential impact of an ESG event in the period of one year.

| <i>Company Risk</i> | ← <i>Lowest</i> | <i>Highest</i> → |
|-------------------------------|-----------------|------------------|
| Sustainability Risk (Overall) | | X |
| Environmental Risk | X | |
| Social Risk | | X |
| Governance Risk | X | |

Robeco makes use of a climate risk metric provided by a third party specialized in climate risk. Based on a 1.5-degrees decarbonization pathway, the potential impact of climate transition risk is estimated. This is a reflection of the potential decarbonization costs for the next 80 years, of which the heavy point is estimated to be approximately in 15 years. This impact on return is compared to the market risk profile of the Sub-fund and turned into risk classification.

| <i>Company Risk</i> | ← <i>Lowest</i> | <i>Highest</i> → |
|-------------------------|-----------------|------------------|
| Climate Transition Risk | X | |

Climate change leads to extreme weather events that may have a negative economic impact on

investments. Based on a climate risk model provided by a third party specialized in climate risk, the physical risks that the portfolio is most vulnerable to are assessed. This Sub-fund's primary physical risks are (1) Extreme Heat, (2) Coastal Flooding, and (3) Tropical Cyclone.

Climate risk models are complex and surrounded by a high degree of uncertainty as result of assumptions and availability of data. As result, a change in the methodology may lead to a change in the risk classification. The climate risk model assesses the potential costs for decarbonizing for companies. Active policies and ambitions of companies are not taken into account contrary to the 'ESG' scores that focus on policies and ambitions.

Risk considerations for the Sub-fund

Investors should note that, in addition to the above mentioned risks, the Sub-fund may use derivatives for efficient portfolio management- and hedging purposes. Such investments are inherently volatile and the Sub-fund could potentially be exposed to additional risks and costs should the market move against it. Such market conditions could mean that Investors could, in certain circumstances, face minimal or no returns, or may even suffer a loss on such investments.

The investment risk will be measured using quantitative techniques. The investment risk of using derivatives is also incorporated in these quantitative techniques. For more information regarding e.g. the exposure calculation method, the maximum leverage or the expected levels of leverage as a result of the use of derivatives as well as a brief explanation as to the basis for such calculation, please consult [APPENDIX III – RISK MANAGEMENT PROCESS](#).

Base currency USD

Type of Currency NAV Hedge
Hedged Share Classes (H)

Issue date 21 September 2017

| Share Classes | Management fee | Service fee | Type | Performance Fee portion |
|---------------------------------|----------------|-------------|--------------|-------------------------|
| Regular Share Classes | | | | |
| Class A | 1.50% | 0.16% | Accumulating | N/A |
| Class AH | 1.50% | 0.16% | Accumulating | N/A |
| Class A1 | 1.50% | 0.16% | Distributing | N/A |
| Class A1H | 1.50% | 0.16% | Distributing | N/A |
| Class B | 0.50% | 0.16% | Distributing | N/A |
| Class BH | 0.50% | 0.16% | Distributing | N/A |
| Class Bx | 0.50% | 0.16% | Distributing | N/A |
| Class BxH | 0.50% | 0.16% | Distributing | N/A |
| Class D | 0.50% | 0.16% | Accumulating | N/A |
| Class DH | 0.50% | 0.16% | Accumulating | N/A |
| Class D2 | 1.50% | 0.16% | Accumulating | N/A |
| Class D2H | 1.50% | 0.16% | Accumulating | N/A |
| Class D3 | 1.50% | 0.16% | Distributing | N/A |
| Class D3H | 1.50% | 0.16% | Distributing | N/A |
| Class E | 0.50% | 0.16% | Distributing | N/A |
| Class EH | 0.50% | 0.16% | Distributing | N/A |
| Class M | 2.25% | 0.16% | Accumulating | N/A |
| Class MH | 2.25% | 0.16% | Accumulating | N/A |
| Class M2 | 2.50% | 0.16% | Accumulating | N/A |
| Class M2H | 2.50% | 0.16% | Accumulating | N/A |
| Class M3 | 2.50% | 0.16% | Distributing | N/A |
| Class M3H | 2.50% | 0.16% | Distributing | N/A |
| Privileged Share Classes | | | | |
| Class C | 0.25% | 0.16% | Distributing | N/A |
| Class CH | 0.25% | 0.16% | Distributing | N/A |
| Class Cx | 0.25% | 0.16% | Distributing | N/A |
| Class CxH | 0.25% | 0.16% | Distributing | N/A |
| Class F | 0.25% | 0.16% | Accumulating | N/A |
| Class FH | 0.25% | 0.16% | Accumulating | N/A |

| | | | | |
|-----------------------------|-------|-------|--------------|-----|
| Class G | 0.25% | 0.16% | Distributing | N/A |
| Class GH | 0.25% | 0.16% | Distributing | N/A |
| Class S | 0.06% | 0.16% | Accumulating | N/A |
| Class SH | 0.06% | 0.16% | Accumulating | N/A |
| Class SE | 0.06% | 0.16% | Distributing | N/A |
| Class SEH | 0.06% | 0.16% | Distributing | N/A |
| Institutional Share Classes | | | | |
| Class I | 0.25% | 0.12% | Accumulating | N/A |
| Class IH | 0.25% | 0.12% | Accumulating | N/A |
| Class IB | 0.25% | 0.12% | Distributing | N/A |
| Class IBx | 0.25% | 0.12% | Distributing | N/A |
| Class IBH | 0.25% | 0.12% | Distributing | N/A |
| Class IBxH | 0.25% | 0.12% | Distributing | N/A |
| Class IE | 0.25% | 0.12% | Distributing | N/A |
| Class IEH | 0.25% | 0.12% | Distributing | N/A |
| Class K | 0.25% | 0.12% | Accumulating | N/A |
| Class KH | 0.25% | 0.12% | Accumulating | N/A |
| Class KE | 0.25% | 0.12% | Distributing | N/A |
| Class KEH | 0.25% | 0.12% | Distributing | N/A |
| Class K1 | 0.25% | 0.12% | Accumulating | N/A |
| Class K1H | 0.25% | 0.12% | Accumulating | N/A |
| Class K2 | 0.25% | 0.12% | Accumulating | N/A |
| Class K2H | 0.25% | 0.12% | Accumulating | N/A |
| Class K3 | 0.25% | 0.12% | Accumulating | N/A |
| Class K3H | 0.25% | 0.12% | Accumulating | N/A |
| Class Z | 0.00% | 0.00% | Accumulating | N/A |
| Class ZH | 0.00% | 0.00% | Accumulating | N/A |
| Class ZB | 0.00% | 0.00% | Distributing | N/A |
| Class ZBH | 0.00% | 0.00% | Distributing | N/A |

See Section 3.1 for a more detailed description of all Fees and Expenses.

q) Robeco QI European Active Equities

Investment policy

Objective The Sub-fund aims to provide long term capital growth while at the same time aiming for a better sustainability profile compared to the Benchmark by promoting certain ESG (i.e. Environmental, Social and corporate Governance) characteristics and integrating sustainability risks in the investment process.

Strategy The aim of the Sub-fund is to provide long term capital growth by taking exposure of at least two thirds of the total assets of the Sub-fund to equities of companies incorporated or exercising a preponderant part of their economic activities in Europe.

The Sub-fund is actively managed and uses the Benchmark for asset allocation purposes. The Sub-fund uses a quantitative stock selection strategy which ranks stocks on their expected future relative performance using three factors a strategy focusing on stocks with an attractive valuation (Value); a strategy focusing on stocks of companies with a medium term attractive performance trend (Momentum); and a strategy focusing on high quality equities, e.g. equity of companies with strong balance sheets and high profitability (Quality). The securities selected for the Sub-fund's investment universe may be components of the Benchmark, but securities outside the Benchmark may be selected too.

The Sub-fund promotes environmental and/or social characteristics within the meaning of Article 8 of the Regulation (EU) 2019/2088 of 27 November 2019 on sustainability-related disclosures in the financial sector. The Sub-fund strives for economic results, while at the same time taking into account environmental, social and governance characteristics which are further explained in Appendix VIII.

The Sub-fund can deviate from the weightings of the Benchmark. The Management Company has discretion over the composition of the portfolio subject to the investment objectives. Highly ranked stocks are overweighted against the Benchmark, whereas low-ranked stocks are underweighted, resulting in a well-diversified portfolio. The Sub-fund aims to outperform the Benchmark over the long run, whilst still controlling relative risk through the applications of limits (on currencies, countries and sectors) to the extent of deviation from the Benchmark. This will consequently limit the deviation of the performance relative to the Benchmark.

The Benchmark is a broad market weighted index that is not consistent with the environmental, social and governance characteristics promoted by the Sub-fund.

Financial Instruments and Investment Restrictions With due consideration given to the investment restrictions and to the extent permitted by the applicable legislation, the Sub-fund invests in equities, convertible bonds, securities issued and/or guaranteed by government, public or local authority with a minimum rating of investment grade, non-government bonds, units of UCITS and/or other UCIs and derivatives to achieve the investment goals of the Sub-fund.

The Sub-fund is allowed to invest in money market instruments, bank deposits (other than deposits at sight) and other eligible liquid assets for treasury purposes and in case of unfavourable market conditions.

The Sub-fund may hold up to 20% of its net assets in ancillary liquid assets (bank deposits at sight, such as cash held in current accounts). Under exceptionally unfavourable market conditions and if justified in the interest of the Shareholders, the Sub-fund may temporarily exceed the aforementioned limit for investment in ancillary liquid assets and other liquid instruments.

Exchange traded and over-the-counter derivatives are permitted, including but not limited to futures, swaps, options, currency forwards and/or combinations of the above. Whilst the Sub-fund may use derivatives for investment purposes as well as for hedging and efficient portfolio management, it does not intend to utilize derivatives extensively for such purposes.

Currency The Sub-fund is exposed to the exchange rate movements of the currencies in which the assets of the Sub-fund are denominated.

Profile of the typical Investor The Sub-fund is suitable for Investors who seek ESG considerations to be integrated as binding element in the investment process, while still seeking optimum returns. This Sub-fund is suitable for Investors who see funds as a convenient way of participating in capital market developments.

It is also suitable for informed and/or experienced Investors wishing to attain defined investment objectives. The Sub-fund does not provide a capital guarantee. The Investor must be able to accept volatility. This Sub-fund is suitable for Investors who can afford to set aside the capital for at least 5-7 years. It can accommodate the investment objective of capital growth, income and/or portfolio diversification.

Please note that such information is provided for reference only and Investors should consider their own circumstances, including without limitation, their own risk tolerance level, financial circumstance, investment objective etc., before making any investment decisions. If in doubt, Investors should seek professional advice.

Risk profile of the Sub-fund

The investments in equity of companies may involve risks (for example linked to transferable securities and stock markets), such as exchange rates and volatility risks. The Sub-fund's investments are subject to market fluctuations. No assurance can, therefore, be given that the Sub-fund's investment objective will be achieved. It cannot be guaranteed either that the value of a Share in the Sub-fund will not fall below its value at the time of acquisition.

The sustainability risk profile can be split into different sustainability risk sources and is expressed using categories ranging from lowest risk till highest risk. The risk classification relates to both the probability and potential negative impact of sustainability risk on the portfolio return. The classification relates to the portfolio only: there is no comparison to any benchmark.

Robeco distinguishes between sustainability risk of companies and governments. For companies, there is a total risk classification, a classification of environmental risks, a classification of social risks, and a classification of governance risk. The classifications are based on a variety of Environmental, Social, and Governance (ESG) issues provided by a third party that is specialized in the assessment of sustainability risks. The classification provides an indication of the probability and potential impact of an ESG event in the period of one year.

| <i>Company Risk</i> | ← <i>Lowest</i> | <i>Highest</i> → |
|-------------------------------|-----------------|------------------|
| Sustainability Risk (Overall) | X | |
| Environmental Risk | X | |
| Social Risk | X | |
| Governance Risk | X | |

Robeco makes use of a climate risk metric provided by a third party specialized in climate risk. Based on a 1.5-degrees decarbonization pathway, the potential impact of climate transition risk is estimated. This is a reflection of the potential decarbonization costs for the next 80 years, of which the heavy point is estimated to be approximately in 15 years. This impact on return is compared to the market risk profile of the Sub-fund and turned into risk classification.

| <i>Company Risk</i> | ← <i>Lowest</i> | <i>Highest</i> → |
|-------------------------|-----------------|------------------|
| Climate Transition Risk | X | |

Climate change leads to extreme weather events that may have a negative economic impact on investments. Based on a climate risk model provided by a third party specialized in climate risk, the physical risks that the portfolio is most vulnerable to are assessed. This Sub-fund's primary physical risks are (1) Extreme Heat, (2) Coastal Flooding, and (3) Tropical Cyclone.

Climate risk models are complex and surrounded by a high degree of uncertainty as result of assumptions and availability of data. As result, a change in the methodology may lead to a change in the risk classification. The climate risk model assesses the potential costs for decarbonizing for companies. Active policies and ambitions of companies are not taken into account contrary to the 'ESG' scores that focus on policies and ambitions.

Risk considerations

Investors should note that, in addition to the above mentioned risks, the Sub-fund may use

for the Sub-fund derivatives as part of its investment strategy and such investments are inherently volatile and the Sub-fund could potentially be exposed to additional risks and costs should the market move against it. Such market conditions could mean that Investors could, in certain circumstances, face minimal or no returns, or may even suffer a loss on such investments.

The investment risk will be measured using quantitative techniques. The investment risk of using derivatives is also incorporated in these quantitative techniques. For more information regarding e.g. the exposure calculation method, the maximum leverage or the expected levels of leverage as a result of the use of derivatives as well as a brief explanation as to the basis for such calculation, please consult [APPENDIX III – RISK MANAGEMENT PROCESS](#).

| | |
|---|-----------------|
| Base currency | EUR |
| Type of Currency Hedged Share Classes (H) | Portfolio Hedge |

| | |
|------------|-------------------|
| Issue date | 15 September 2017 |
|------------|-------------------|

| Share Classes | Management fee | Service fee | Type | Performance Fee portion |
|------------------------------------|----------------|-------------|--------------|-------------------------|
| Regular Share Classes | | | | |
| Class A | 1.50% | 0.16% | Accumulating | N/A |
| Class AH | 1.50% | 0.16% | Accumulating | N/A |
| Class A1 | 1.50% | 0.16% | Distributing | N/A |
| Class A1H | 1.50% | 0.16% | Distributing | N/A |
| Class B | 1.00% | 0.16% | Distributing | N/A |
| Class BH | 1.00% | 0.16% | Distributing | N/A |
| Class Bx | 1.00% | 0.16% | Distributing | N/A |
| Class BxH | 1.00% | 0.16% | Distributing | N/A |
| Class D | 1.00% | 0.16% | Accumulating | N/A |
| Class DH | 1.00% | 0.16% | Accumulating | N/A |
| Class D2 | 1.50% | 0.16% | Accumulating | N/A |
| Class D2H | 1.50% | 0.16% | Accumulating | N/A |
| Class D3 | 1.50% | 0.16% | Distributing | N/A |
| Class D3H | 1.50% | 0.16% | Distributing | N/A |
| Class E | 1.00% | 0.16% | Distributing | N/A |
| Class EH | 1.00% | 0.16% | Distributing | N/A |
| Class M | 2.25% | 0.16% | Accumulating | N/A |
| Class MH | 2.25% | 0.16% | Accumulating | N/A |
| Class M2 | 2.50% | 0.16% | Accumulating | N/A |
| Class M2H | 2.50% | 0.16% | Accumulating | N/A |
| Class M3 | 2.50% | 0.16% | Distributing | N/A |
| Class M3H | 2.50% | 0.16% | Distributing | N/A |
| Privileged Share Classes | | | | |
| Class C | 0.50% | 0.16% | Distributing | N/A |
| Class CH | 0.50% | 0.16% | Distributing | N/A |
| Class Cx | 0.50% | 0.16% | Distributing | N/A |
| Class CxH | 0.50% | 0.16% | Distributing | N/A |
| Class F | 0.50% | 0.16% | Accumulating | N/A |
| Class FH | 0.50% | 0.16% | Accumulating | N/A |
| Class F2 | 0.50% | 0.16% | Accumulating | N/A |
| Class G | 0.50% | 0.16% | Distributing | N/A |
| Class GH | 0.50% | 0.16% | Distributing | N/A |
| Class S | 0.50% | 0.16% | Accumulating | N/A |
| Class SH | 0.50% | 0.16% | Accumulating | N/A |
| Institutional Share Classes | | | | |
| Class I | 0.55% | 0.12% | Accumulating | N/A |
| Class IH | 0.55% | 0.12% | Accumulating | N/A |
| Class IB | 0.55% | 0.12% | Distributing | N/A |
| Class IBx | 0.55% | 0.12% | Distributing | N/A |
| Class IBH | 0.55% | 0.12% | Distributing | N/A |
| Class IBxH | 0.55% | 0.12% | Distributing | N/A |

| | | | | |
|-----------|-------|-------|--------------|-----|
| Class IE | 0.55% | 0.12% | Distributing | N/A |
| Class K | 0.55% | 0.12% | Accumulating | N/A |
| Class KH | 0.55% | 0.12% | Accumulating | N/A |
| Class K1 | 0.55% | 0.12% | Accumulating | N/A |
| Class K1H | 0.55% | 0.12% | Accumulating | N/A |
| Class K2 | 0.55% | 0.12% | Accumulating | N/A |
| Class K2H | 0.55% | 0.12% | Accumulating | N/A |
| Class K3 | 0.55% | 0.12% | Accumulating | N/A |
| Class K3H | 0.55% | 0.12% | Accumulating | N/A |
| Class Z | 0.00% | 0.00% | Accumulating | N/A |
| Class ZH | 0.00% | 0.00% | Accumulating | N/A |
| Class ZB | 0.00% | 0.00% | Distributing | N/A |
| Class ZBH | 0.00% | 0.00% | Distributing | N/A |

See Section 3.1 for a more detailed description of all Fees and Expenses.

r) Robeco Transition Asian Equities

Investment policy

Objective The aim of the Sub-fund is to provide long term capital growth while at the same time promoting certain ESG (i.e. Environmental, Social and corporate Governance) characteristics and integrating sustainability risks in the investment process.

Strategy The Sub-fund will take exposure of at least two thirds of its total assets to equities of companies incorporated in Asia or exercising a preponderant part of their economic activities in that region. The stock selection is based on fundamental analysis.

The Sub-fund aims to make investments in assets with a sustainable objective as well as investments in assets that contribute to a transition. Transition pertains to activities that measurably and credibly contribute to the goals of the Paris Agreement. This is achieved by investing in companies that have credible emission reduction targets and companies that provide solutions to enable climate change mitigation.

The Sub-fund promotes environmental and/or social characteristics within the meaning of Article 8 of the Regulation (EU) 2019/2088 of 27 November 2019 on sustainability-related disclosures in the financial sector. The Sub-fund takes explicitly into account the contribution of a company to the United Nations Sustainable Development Goals (SDG). The Sub-fund strives for economic results, while at the same time taking into account environmental, social and governance characteristics which are further explained in Appendix VIII.

The Sub-fund is actively managed. Securities selected for the Sub-fund's investment universe may be components of the Benchmark, but securities outside the Benchmark may be selected too. The Sub-fund can deviate substantially from the weightings of the Benchmark. The Portfolio Manager has discretion over the composition of the portfolio subject to the investment objectives. The Sub-fund aims to outperform the Benchmark over the long run, whilst still controlling relative risk through the applications of limits (on VaR Ratio) to the extent of deviation from the Benchmark. This will consequently limit the deviation of the performance relative to the Benchmark.

The benchmark is a broad market weighted index that is not consistent with the environmental, social and governance characteristics promoted by the Sub-fund.

Financial Instruments and Investment Restrictions With due consideration given to the investment restrictions and to the extent permitted by the applicable legislation, the Sub-fund may invest in equities, convertible bonds, securities issued and/or guaranteed by government, public or local authority with a minimum rating of investment grade, non-government bonds, units of UCITS and/or other UCIs and derivatives to achieve the investment goals of the Sub-fund.

The Sub-fund is allowed to invest in money market instruments, bank deposits (other than deposits at sight) and other eligible liquid assets for treasury purposes and in case of unfavourable market conditions.

The Sub-fund may hold up to 20% of its net assets in ancillary liquid assets (bank deposits at sight, such as cash held in current accounts). Under exceptionally unfavourable market conditions and if justified in the interest of the Shareholders, the Sub-fund may temporarily exceed the aforementioned limit for investment in ancillary liquid assets and other liquid instruments.

For the purpose of gaining exposure to shares of companies of the People's Republic of China ("PRC") listed in China, the Sub-fund may invest up to 30% of its net assets in China A-shares (via QFI and/or Stock Connect programmes) and China B-shares issued by companies in the PRC and listed on PRC stock exchanges. At least one month's prior notice will be given to Investors if the Sub-fund intends to invest more than 30% of its net assets in China A-shares and China B-shares and the Prospectus will be updated accordingly.

Exchange traded and over-the-counter derivatives are permitted, including but not limited to futures, swaps, options, currency forwards and/or combinations of the above. Whilst the Sub-

fund may use derivatives for investment purposes as well as for hedging and efficient portfolio management, it does not intend to utilize derivatives extensively for such purposes.

Currency The Sub-fund is exposed to the exchange rate movements of the currencies in which the assets of the Sub-fund are denominated. For the management of the Sub-fund, expectations of currency returns will be taken into consideration when making country allocations/stock selection decisions.

Profile of the typical Investor The Sub-fund is suitable for Investors who seek ESG considerations to be integrated as binding element in the investment process, while still seeking optimum returns. This Sub-fund is suitable for Investors who see funds as a convenient way of participating in capital market developments. It is also suitable for informed and/or experienced Investors wishing to attain defined investment objectives. The Sub-fund does not provide a capital guarantee. The Investor must be able to accept volatility. This Sub-fund is suitable for Investors who can afford to set aside the capital for at least 5-7 years. It can accommodate the investment objective of capital growth, income and/or portfolio diversification.

Please note that such information is provided for reference only and Investors should consider their own circumstances, including without limitation, their own risk tolerance level, financial circumstance, investment objective etc., before making any investment decisions. If in doubt, Investors should seek professional advice.

Risk profile of the Sub-fund In emerging and less developed markets the legal, judicial and regulatory infrastructure is still developing and there may be legal uncertainty both for local market participants and their overseas counterparts. Some markets may carry higher risks for Investors who should therefore ensure that, before investing, they understand the risks involved and are satisfied that despite the substantial risk of loss of investment, their investment is suitable as part of their portfolio.

Also, the investments in equity of companies may involve risks (for example linked to transferable securities and stock markets), such as exchange rates and volatility risks. The Sub-fund's investments are subject to market fluctuations. No assurance can therefore be given that the Sub-fund's investment objective will be achieved. It cannot be guaranteed either that the value of a Share in the Sub-fund will not fall below its value at the time of acquisition.

This Sub-fund might invest in China A-shares. Investments in China A-shares carry increased risks, most notably liquidity and credit risks. For further information on these risks, Investors should refer to the heading "Chinese markets risks" under "Section 4 – Risk Considerations" above.

The sustainability risk profile can be split into different sustainability risk sources and is expressed using categories ranging from lowest risk till highest risk. The risk classification relates to both the probability and potential negative impact of sustainability risk on the portfolio return. The classification relates to the portfolio only: there is no comparison to any benchmark.

Robeco distinguishes between sustainability risk of companies and governments. For companies, there is a total risk classification, a classification of environmental risks, a classification of social risks, and a classification of governance risk. The classifications are based on a variety of Environmental, Social, and Governance (ESG) issues provided by a third party that is specialized in the assessment of sustainability risks. The classification provides an indication of the probability and potential impact of an ESG event in the period of one year.

| <i>Company Risk</i> | <i>← Lowest</i> | <i>Highest</i> |
|-------------------------------|-----------------|----------------|
| Sustainability Risk (Overall) | | x |
| Environmental Risk | | x |
| Social Risk | | x |
| Governance Risk | x | |

Robeco makes use of a climate risk metric provided by a third party specialized in climate risk.

Based on a 1.5-degrees decarbonization pathway, the potential impact of climate transition risk is estimated. This is a reflection of the potential decarbonization costs for the next 80 years, of which the heavy point is estimated to be approximately in 15 years. This impact on return is compared to the market risk profile of the Sub-fund and turned into risk classification.

| | | |
|-------------------------|-----------------|-------------|
| <i>Company Risk</i> | ← <i>Lowest</i> | <i>High</i> |
| Climate Transition Risk | x | |

Climate change leads to extreme weather events that may have a negative economic impact on investments. Based on a climate risk model provided by a third party specialized in climate risk, the physical risks that the portfolio is most vulnerable to are assessed. This Sub-fund's primary physical risks are (1) Extreme Heat, (2) Coastal Flooding, and (3) Extreme Precipitation.

Climate risk models are complex and surrounded by a high degree of uncertainty as result of assumptions and availability of data. As result, a change in the methodology may lead to a change in the risk classification. The climate risk model assesses the potential costs for decarbonizing for companies. Active policies and ambitions of companies are not taken into account contrary to the 'ESG' scores that focus on policies and ambitions.

| | |
|---|---|
| Risk considerations for the Sub-fund | <p>Investors should note that, in addition to the above mentioned risks, the Sub-fund may use derivatives as part of its investment strategy and such investments are inherently volatile and the Sub-fund could potentially be exposed to additional risks and costs should the market move against it. Such market conditions could mean that Investors could, in certain circumstances, face minimal or no returns, or may even suffer a loss on such investments.</p> <p>The investment risk will be measured using quantitative techniques. The investment risk of using derivatives is also incorporated in these quantitative techniques. For more information regarding e.g. the exposure calculation method, the maximum leverage or the expected levels of leverage as a result of the use of derivatives as well as a brief explanation as to the basis for such calculation, please consult APPENDIX III – RISK MANAGEMENT PROCESS.</p> |
| Portfolio Manager | The Management Company has appointed Robeco Hong Kong Ltd. as Portfolio Manager. Robeco Hong Kong Ltd. is in charge of the day-to-day management of the assets of the Sub-fund. The agreement with Robeco Hong Kong Ltd. shall terminate immediately on termination of the Management Company Services Agreement. |
| Base currency | USD |
| Type of Currency Hedged Share Classes (H) | Portfolio Hedge |
| Issue date | 24 June 2024 |

| Share Classes | Management fee | Service fee | Type | Performance Fee portion |
|------------------------------|----------------|-------------|--------------|-------------------------|
| Regular share classes | | | | |
| Class A | 1.75% | 0.20% | Accumulating | N/A |
| Class AH | 1.75% | 0.20% | Accumulating | N/A |
| Class A1 | 1.75% | 0.20% | Distributing | N/A |
| Class A1H | 1.75% | 0.20% | Distributing | N/A |
| Class B | 1.50% | 0.20% | Distributing | N/A |
| Class BH | 1.50% | 0.20% | Distributing | N/A |
| Class Bx | 1.50% | 0.20% | Distributing | N/A |
| Class BxH | 1.50% | 0.20% | Distributing | N/A |
| Class D | 1.50% | 0.20% | Accumulating | N/A |
| Class DH | 1.50% | 0.20% | Accumulating | N/A |
| Class DL | 1.75% | 0.20% | Accumulating | N/A |
| Class DHL | 1.75% | 0.20% | Accumulating | N/A |

| | | | | |
|-----------------------------|-------|-------|--------------|-----|
| Class D2 | 1.75% | 0.20% | Accumulating | N/A |
| Class D2H | 1.75% | 0.20% | Accumulating | N/A |
| Class D3 | 1.75% | 0.20% | Distributing | N/A |
| Class D3H | 1.75% | 0.20% | Distributing | N/A |
| Class E | 1.50% | 0.20% | Distributing | N/A |
| Class EH | 1.50% | 0.20% | Distributing | N/A |
| Class M | 2.00% | 0.20% | Accumulating | N/A |
| Class MH | 2.00% | 0.20% | Accumulating | N/A |
| Class ML | 2.00% | 0.20% | Accumulating | N/A |
| Class M2 | 2.50% | 0.20% | Accumulating | N/A |
| Class M2H | 2.50% | 0.20% | Accumulating | N/A |
| Class M3 | 2.50% | 0.20% | Distributing | N/A |
| Class M3H | 2.50% | 0.20% | Distributing | N/A |
| Privileged share classes | | | | |
| Class C | 0.75% | 0.20% | Distributing | N/A |
| Class CH | 0.75% | 0.20% | Distributing | N/A |
| Class Cx | 0.75% | 0.20% | Distributing | N/A |
| Class CxH | 0.75% | 0.20% | Distributing | N/A |
| Class F | 0.75% | 0.20% | Accumulating | N/A |
| Class FH | 0.75% | 0.20% | Accumulating | N/A |
| Class FL | 0.95% | 0.20% | Accumulating | N/A |
| Class G | 0.75% | 0.20% | Distributing | N/A |
| Class GH | 0.75% | 0.20% | Distributing | N/A |
| Class S | 0.75% | 0.20% | Accumulating | N/A |
| Class SH | 0.75% | 0.20% | Accumulating | N/A |
| Institutional share classes | | | | |
| Class I | 0.80% | 0.16% | Accumulating | N/A |
| Class IH | 0.80% | 0.16% | Accumulating | N/A |
| Class IB | 0.80% | 0.16% | Distributing | N/A |
| Class IBx | 0.80% | 0.16% | Distributing | N/A |
| Class IBH | 0.80% | 0.16% | Distributing | N/A |
| Class IBxH | 0.80% | 0.16% | Distributing | N/A |
| Class IE | 0.80% | 0.16% | Distributing | N/A |
| Class IL | 1.00% | 0.16% | Accumulating | N/A |
| Class K | 1.00% | 0.16% | Accumulating | N/A |
| Class KH | 1.00% | 0.16% | Accumulating | N/A |
| Class KE | 1.00% | 0.16% | Distributing | N/A |
| Class K1 | 0.80% | 0.16% | Accumulating | N/A |
| Class K1H | 0.80% | 0.16% | Accumulating | N/A |
| Class K2 | 0.80% | 0.16% | Accumulating | N/A |
| Class K2H | 0.80% | 0.16% | Accumulating | N/A |
| Class K3 | 0.80% | 0.16% | Accumulating | N/A |
| Class K3H | 0.80% | 0.16% | Accumulating | N/A |
| Class Z | 0.00% | 0.00% | Accumulating | N/A |
| Class ZH | 0.00% | 0.00% | Accumulating | N/A |
| Class ZB | 0.00% | 0.00% | Distributing | N/A |
| Class ZBH | 0.00% | 0.00% | Distributing | N/A |

See Section 3.1 for a more detailed description of all Fees and Expenses.

3. Theme Equity Sub-funds

a) Robeco New World Financials

Investment policy

Objective The aim of the Sub-fund is to provide long term capital growth while at the same time promoting certain ESG (i.e. Environmental, Social and corporate Governance) characteristics and integrating sustainability risks in the investment process.

Strategy The Sub-fund will take exposure of at least two-thirds of the total assets to equities of companies all over the world which operate within the financial services sector. The Sub-fund may hold the major part of its investments in companies domiciled in emerging markets or in companies that derive the majority of their revenues from emerging countries.

The Sub-fund promotes environmental and/or social characteristics within the meaning of Article 8 of the Regulation (EU) 2019/2088 of 27 November 2019 on sustainability-related disclosures in the financial sector. The Sub-fund strives for economic results, while at the same time taking into account environmental, social and governance characteristics which are further explained in Appendix VIII.

The Sub-fund is actively managed and uses the Benchmark for asset allocation purposes. However, although securities may be components of the Benchmark, securities outside the Benchmark may be selected too. The Management Company has discretion over the composition of the portfolio subject to the investment objectives. The Sub-fund can deviate substantially from the issuer, country and sector weightings of the Benchmark. There are no restrictions on the deviation from the Benchmark.

The Benchmark is a broad market weighted index that is not consistent with the environmental, social and governance characteristics promoted by the Sub-fund.

Financial Instruments and Investment Restrictions With due consideration given to the investment restrictions and to the extent permitted by the applicable legislation, the Sub-fund may invest in equities, convertible bonds, bonds, units of UCITS and/or other UCIs and derivatives to achieve the investment goals of the Sub-fund.

The Sub-fund is allowed to invest in money market instruments, bank deposits (other than deposits at sight) and other eligible liquid assets for treasury purposes and in case of unfavourable market conditions.

The Sub-fund may hold up to 20% of its net assets in ancillary liquid assets (bank deposits at sight, such as cash held in current accounts). Under exceptionally unfavourable market conditions and if justified in the interest of the Shareholders, the Sub-fund may temporarily exceed the aforementioned limit for investment in ancillary liquid assets and other liquid instruments.

For the purpose of gaining exposure to shares of companies of the People's Republic of China ("PRC") listed in China, the Sub-fund may invest up to 30% of its net assets in China A-shares (via QFI and/or Hong Kong Stock Connect programmes) and China B-shares issued by companies in the PRC and listed on PRC stock exchanges. At least one month's prior notice will be given to Investors if the Sub-fund intends to invest more than 30% of its net assets in China A-shares and China B-shares and the Prospectus will be updated accordingly.

Exchange traded and over-the-counter derivatives are permitted, including but not limited to futures, swaps, options, currency forwards and/or combinations of the above. Whilst the Sub-fund may use derivatives for investment purposes as well as for hedging and efficient portfolio management, it does not intend to utilize derivatives extensively for such purposes.

Currency The Sub-fund aims to align the currency exposure of the Sub-fund with the Benchmark including through the use of derivatives.

Profile of the typical Investor The Sub-fund is suitable for Investors who seek ESG considerations to be integrated as binding element in the investment process, while still seeking optimum returns. Sub-fund is suitable for Investors who see funds as a convenient way of participating in capital market developments. It is also suitable for informed and/or experienced Investors wishing to attain defined investment objectives. The Sub-fund does not provide a capital guarantee. The Investor must be able to accept volatility. This Sub-fund is suitable for Investors who can afford to set aside the capital for at least 5-7 years. It can accommodate the investment objective of capital growth, income and/or portfolio diversification.

Please note that such information is provided for reference only and Investors should consider their own circumstances, including without limitation, their own risk tolerance level, financial circumstance, investment objective etc., before making any investment decisions. If in doubt, Investors should seek professional advice.

Risk profile of the Sub-fund In emerging and less developed markets the legal, judicial and regulatory infrastructure is still developing and there may be legal uncertainty both for local market participants and their overseas counterparts. Some markets may carry higher risks for Investors who should therefore ensure that, before investing, they understand the risks involved and are satisfied that despite the substantial risk of loss of investment, their investment is suitable as part of their portfolio.

This Sub-fund might invest in China A-shares. Investments in China A-shares carry increased risks, most notably liquidity and credit risks. For further information on these risks, Investors should refer to the heading "Chinese markets risks" under "Section 4 – Risk Considerations" above.

Also, the investments in equity of companies may involve risks (for example linked to transferable securities and stock markets), such as exchange rates and volatility risks. The Sub-fund's investments are subject to market fluctuations. No assurance can, therefore, be given that the Sub-fund's investment objective will be achieved. It cannot be guaranteed either that the value of a Share in the Sub-fund will not fall below its value at the time of acquisition.

The sustainability risk profile can be split into different sustainability risk sources and is expressed using categories ranging from lowest risk till highest risk. The risk classification relates to both the probability and potential negative impact of sustainability risk on the portfolio return. The classification relates to the portfolio only: there is no comparison to any benchmark.

Robeco distinguishes between sustainability risk of companies and governments. For companies, there is a total risk classification, a classification of environmental risks, a classification of social risks, and a classification of governance risk. The classifications are based on a variety of Environmental, Social, and Governance (ESG) issues provided by a third party that is specialized in the assessment of sustainability risks. The classification provides an indication of the probability and potential impact of an ESG event in the period of one year.

| <i>Company Risk</i> | ← <i>Lowest</i> | <i>Highest</i> → |
|-------------------------------|-----------------|------------------|
| Sustainability Risk (Overall) | | X |
| Environmental Risk | X | |
| Social Risk | | X |
| Governance Risk | | X |

Robeco makes use of a climate risk metric provided by a third party specialized in climate risk. Based on a 1.5-degrees decarbonization pathway, the potential impact of climate transition risk is estimated. This is a reflection of the potential decarbonization costs for the next 80 years, of which the heavy point is estimated to be approximately in 15 years. This impact on return is compared to the market risk profile of the Sub-fund and turned into risk classification.

| <i>Company Risk</i> | ← <i>Lowest</i> | <i>Highest</i> → |
|-------------------------|-----------------|------------------|
| Climate Transition Risk | X | |

Climate change leads to extreme weather events that may have a negative economic impact on investments. Based on a climate risk model provided by a third party specialized in climate risk, the physical risks that the portfolio is most vulnerable to are assessed. This Sub-fund's primary physical risks are (1) Extreme Heat, (2) Coastal Flooding, and (3) Tropical Cyclone.

Climate risk models are complex and surrounded by a high degree of uncertainty as result of assumptions and availability of data. As result, a change in the methodology may lead to a change in the risk classification. The climate risk model assesses the potential costs for decarbonizing for companies. Active policies and ambitions of companies are not taken into account contrary to the 'ESG' scores that focus on policies and ambitions.

Risk considerations for the Sub-fund

Investors should note that, in addition to the above mentioned risks, the Sub-fund may use derivatives as part of its investment strategy and such investments are inherently volatile and the Sub-fund could potentially be exposed to additional risks and costs should the market move against it. Such market conditions could mean that Investors could, in certain circumstances, face minimal or no returns, or may even suffer a loss on such investments.

The investment risk will be measured using quantitative techniques. The investment risk of using derivatives is also incorporated in these quantitative techniques. For more information regarding e.g. the exposure calculation method, the maximum leverage or the expected levels of leverage as a result of the use of derivatives as well as a brief explanation as to the basis for such calculation, please consult [APPENDIX III – RISK MANAGEMENT PROCESS](#).

Base currency EUR

Type of Currency Hedged Share Classes (H) Portfolio Hedge

Issue date 15 July 1999

| Share Classes | Management fee | Service fee | Type | Performance Fee portion |
|--------------------------|----------------|-------------|--------------|-------------------------|
| Regular share classes | | | | |
| Class A | 1.75% | 0.16% | Accumulating | N/A |
| Class AH | 1.75% | 0.16% | Accumulating | N/A |
| Class A1 | 1.75% | 0.16% | Distributing | N/A |
| Class A1H | 1.75% | 0.16% | Distributing | N/A |
| Class B | 1.50% | 0.16% | Distributing | N/A |
| Class BH | 1.50% | 0.16% | Distributing | N/A |
| Class D | 1.50% | 0.16% | Accumulating | N/A |
| Class DH | 1.50% | 0.16% | Accumulating | N/A |
| Class D2 | 1.75% | 0.16% | Accumulating | N/A |
| Class D2H | 1.75% | 0.16% | Accumulating | N/A |
| Class D3 | 1.75% | 0.16% | Distributing | N/A |
| Class D3H | 1.75% | 0.16% | Distributing | N/A |
| Class E | 1.50% | 0.16% | Distributing | N/A |
| Class EH | 1.50% | 0.16% | Distributing | N/A |
| Class M | 2.00% | 0.16% | Accumulating | N/A |
| Class MH | 2.00% | 0.16% | Accumulating | N/A |
| Class M2 | 2.50% | 0.16% | Accumulating | N/A |
| Class M2H | 2.50% | 0.16% | Accumulating | N/A |
| Class M3 | 2.50% | 0.16% | Distributing | N/A |
| Class M3H | 2.50% | 0.16% | Distributing | N/A |
| Privileged share classes | | | | |
| Class C | 0.75% | 0.16% | Distributing | N/A |
| Class CH | 0.75% | 0.16% | Distributing | N/A |
| Class Cx | 0.75% | 0.16% | Distributing | N/A |
| Class CxH | 0.75% | 0.16% | Distributing | N/A |
| Class F | 0.75% | 0.16% | Accumulating | N/A |
| Class FH | 0.75% | 0.16% | Accumulating | N/A |

| | | | | |
|-----------------------------|-------|-------|--------------|-----|
| Class G | 0.75% | 0.16% | Distributing | N/A |
| Class GH | 0.75% | 0.16% | Distributing | N/A |
| Class S | 0.75% | 0.16% | Accumulating | N/A |
| Class SH | 0.75% | 0.16% | Accumulating | N/A |
| Institutional share classes | | | | |
| Class I | 0.80% | 0.12% | Accumulating | N/A |
| Class IH | 0.80% | 0.12% | Accumulating | N/A |
| Class IB | 0.80% | 0.12% | Distributing | N/A |
| Class IBx | 0.80% | 0.12% | Distributing | N/A |
| Class IBH | 0.80% | 0.12% | Distributing | N/A |
| Class IBxH | 0.80% | 0.12% | Distributing | N/A |
| Class IE | 0.80% | 0.12% | Distributing | N/A |
| Class K | 0.80% | 0.12% | Accumulating | N/A |
| Class KH | 0.80% | 0.12% | Accumulating | N/A |
| Class K1 | 0.80% | 0.12% | Accumulating | N/A |
| Class K1H | 0.80% | 0.12% | Accumulating | N/A |
| Class K2 | 0.80% | 0.12% | Accumulating | N/A |
| Class K2H | 0.80% | 0.12% | Accumulating | N/A |
| Class K3 | 0.80% | 0.12% | Accumulating | N/A |
| Class K3H | 0.80% | 0.12% | Accumulating | N/A |
| Class Y | 0.80% | 0.12% | Accumulating | N/A |
| Class YE | 0.80% | 0.12% | Distributing | N/A |
| Class Z | 0.00% | 0.00% | Accumulating | N/A |
| Class ZH | 0.00% | 0.00% | Accumulating | N/A |
| Class ZB | 0.00% | 0.00% | Distributing | N/A |
| Class ZBH | 0.00% | 0.00% | Distributing | N/A |

See Section 3.1 for a more detailed description of all Fees and Expenses.

b) Robeco Sustainable Property Equities

| | |
|--|---|
| Investment policy | <p><i>Objective</i> The aim of the Sub-fund is to provide long term capital growth while at the same time aiming for a better sustainability profile compared to the Benchmark by promoting certain ESG (i.e. Environmental, Social and corporate Governance) characteristics and integrating sustainability risks in the investment process. The Sub-fund also aims for an improved environmental footprint compared to the Benchmark.</p> <p><i>Strategy</i> The Sub-fund will take exposure of at least two-thirds of its total assets to equities (including Real Estate Investment Trusts) which are issued by real estate investment institutions. The Sub-fund will take exposure of at least two-thirds of its total assets to equities (including Real Estate Investment Trusts) of companies that mainly operate in mature economies (developed markets).</p> <p>The Sub-fund promotes environmental and/or social characteristics within the meaning of Article 8 of the Regulation (EU) 2019/2088 of 27 November 2019 on sustainability-related disclosures in the financial sector. The Sub-fund strives for economic results, while at the same time taking into account environmental, social and governance characteristics which are further explained in Appendix VIII.</p> <p>The Sub-fund is actively managed and uses the Benchmark for asset allocation purposes. However, although securities may be components of the Benchmark, securities outside the Benchmark may be selected too. The Sub-fund can deviate substantially from the weightings of the Benchmark. The Management Company has discretion over the composition of the portfolio subject to the investment objectives. There are no restrictions on the deviation from the Benchmark.</p> <p>The Benchmark is a broad market weighted index that is not consistent with the environmental, social and governance characteristics promoted by the Sub-fund.</p> |
| <i>Financial Instruments and Investment Restrictions</i> | <p>With due consideration given to the investment restrictions and to the extent permitted by the applicable legislation, the Sub-fund may invest in equities, convertible bonds, bonds, units of UCITS and/or other UCIs and derivatives to achieve the investment goals of the Sub-fund.</p> <p>The Sub-fund is allowed to invest in money market instruments, bank deposits (other than deposits at sight) and other eligible liquid assets for treasury purposes and in case of unfavourable market conditions.</p> <p>The Sub-fund may hold up to 20% of its net assets in ancillary liquid assets (bank deposits at sight, such as cash held in current accounts). Under exceptionally unfavourable market conditions and if justified in the interest of the Shareholders, the Sub-fund may temporarily exceed the aforementioned limit for investment in ancillary liquid assets and other liquid instruments.</p> <p>Exchange traded and over-the-counter derivatives are permitted, including but not limited to futures, swaps, options, currency forwards and/or combinations of the above. Whilst the Sub-fund may use derivatives for investment purposes as well as for hedging and efficient portfolio management, it does not intend to utilize derivatives extensively for such purposes.</p> |
| <i>Currency</i> | <p>The Sub-fund aims to align the currency exposure of the Sub-fund with the Benchmark including through the use of derivatives.</p> |
| Profile of the typical Investor | <p>The Sub-fund is suitable for Investors who want ESG considerations to be integrated as binding element in the investment process, but also to make a contribution to an environmental objective e.g. environmental footprint reduction, in addition to creating returns. It is also suitable for informed and/or experienced Investors wishing to attain defined investment objectives. The Sub-fund does not provide a capital guarantee. The Investor must be able to accept volatility. This Sub-fund is suitable for Investors who can afford to set aside the capital for at least 5-7 years. It can accommodate the investment objective of capital growth, income and/or portfolio diversification.</p> <p>Please note that such information is provided for reference only and Investors should consider their own circumstances, including without limitation, their own risk tolerance level, financial circumstance, investment objective etc., before making any investment decisions. If in doubt, Investors should seek professional advice.</p> |
| Risk profile of the Sub-fund | <p>The investments in equity of companies may involve risks (for example linked to transferable securities and stock markets), such as exchange rates and volatility risks. The Sub-fund's investments are subject to market</p> |

fluctuations. No assurance can, therefore, be given that the Sub-fund's investment objective will be achieved. It cannot be guaranteed either that the value of a Share in the Sub-fund will not fall below its value at the time of acquisition.

The sustainability risk profile can be split into different sustainability risk sources and is expressed using categories ranging from lowest risk till highest risk. The risk classification relates to both the probability and potential negative impact of sustainability risk on the portfolio return. The classification relates to the portfolio only: there is no comparison to any benchmark.

Robeco distinguishes between sustainability risk of companies and governments. For companies, there is a total risk classification, a classification of environmental risks, a classification of social risks, and a classification of governance risk. The classifications are based on a variety of Environmental, Social, and Governance (ESG) issues provided by a third party that is specialized in the assessment of sustainability risks. The classification provides an indication of the probability and potential impact of an ESG event in the period of one year.

| <i>Company Risk</i> | ← <i>Lowest</i> | <i>Highest</i> → |
|-------------------------------|-----------------|------------------|
| Sustainability Risk (Overall) | | X |
| Environmental Risk | X | |
| Social Risk | | X |
| Governance Risk | | X |

Robeco makes use of a climate risk metric provided by a third party specialized in climate risk. Based on a 1.5-degrees decarbonization pathway, the potential impact of climate transition risk is estimated. This is a reflection of the potential decarbonization costs for the next 80 years, of which the heavy point is estimated to be approximately in 15 years. This impact on return is compared to the market risk profile of the Sub-fund and turned into risk classification.

| <i>Company Risk</i> | ← <i>Lowest</i> | <i>Highest</i> → |
|-------------------------|-----------------|------------------|
| Climate Transition Risk | X | |

Climate change leads to extreme weather events that may have a negative economic impact on investments. Based on a climate risk model provided by a third party specialized in climate risk, the physical risks that the portfolio is most vulnerable to are assessed. This Sub-fund's primary physical risks are (1) Coastal Flooding, (2) Tropical Cyclone, and (3) Fluvial Flooding.

Climate risk models are complex and surrounded by a high degree of uncertainty as result of assumptions and availability of data. As result, a change in the methodology may lead to a change in the risk classification. The climate risk model assesses the potential costs for decarbonizing for companies. Active policies and ambitions of companies are not taken into account contrary to the 'ESG' scores that focus on policies and ambitions.

Risk considerations for the Sub-fund

Investors should note that, in addition to the above mentioned risks, the Sub-fund may use derivatives as part of its investment strategy and such investments are inherently volatile and the Sub-fund could potentially be exposed to additional risks and costs should the market move against it. Such market conditions could mean that Investors could, in certain circumstances, face minimal or no returns, or may even suffer a loss on such investments.

The investment risk will be measured using quantitative techniques. The investment risk of using derivatives is also incorporated in these quantitative techniques. For more information regarding e.g. the exposure calculation method, the maximum leverage or the expected levels of leverage as a result of the use of derivatives as well as a brief explanation as to the basis for such calculation, please consult [APPENDIX III – RISK MANAGEMENT PROCESS](#).

Base currency EUR

| Type of Currency Hedged Share Classes (H) | Portfolio Hedge | | | |
|---|-----------------|-------------|--------------|-------------------------|
| Issue date | 10 May 2004 | | | |
| Share Classes | Management fee | Service fee | Type | Performance Fee portion |
| Regular share classes | | | | |
| Class A | 1.75% | 0.16% | Accumulating | N/A |
| Class AH | 1.75% | 0.16% | Accumulating | N/A |
| Class A1 | 1.75% | 0.16% | Distributing | N/A |
| Class A1H | 1.75% | 0.16% | Distributing | N/A |
| Class B* | 1.40% | 0.16% | Distributing | N/A |
| Class BH* | 1.40% | 0.16% | Distributing | N/A |
| Class D | 1.40% | 0.16% | Accumulating | N/A |
| Class DH | 1.40% | 0.16% | Accumulating | N/A |
| Class D2 | 1.75% | 0.16% | Accumulating | N/A |
| Class D2H | 1.75% | 0.16% | Accumulating | N/A |
| Class D3 | 1.75% | 0.16% | Distributing | N/A |
| Class D3H | 1.75% | 0.16% | Distributing | N/A |
| Class E* | 1.40% | 0.16% | Distributing | N/A |
| Class EH* | 1.40% | 0.16% | Distributing | N/A |
| Class M | 2.00% | 0.16% | Accumulating | N/A |
| Class MB | 2.00% | 0.16% | Distributing | N/A |
| Class MBx | 2.00% | 0.16% | Distributing | N/A |
| Class MBxH | 2.00% | 0.16% | Distributing | N/A |
| Class MH | 2.00% | 0.16% | Accumulating | N/A |
| Class M2 | 2.50% | 0.16% | Accumulating | N/A |
| Class M2H | 2.50% | 0.16% | Accumulating | N/A |
| Class M3 | 2.50% | 0.16% | Distributing | N/A |
| Class M3H | 2.50% | 0.16% | Distributing | N/A |
| Privileged share classes | | | | |
| Class C* | 0.70% | 0.16% | Distributing | N/A |
| Class CH* | 0.70% | 0.16% | Distributing | N/A |
| Class Cx | 0.70% | 0.16% | Distributing | N/A |
| Class CxH | 0.70% | 0.16% | Distributing | N/A |
| Class F | 0.70% | 0.16% | Accumulating | N/A |
| Class FH | 0.70% | 0.16% | Accumulating | N/A |
| Class G* | 0.70% | 0.16% | Distributing | N/A |
| Class GH* | 0.70% | 0.16% | Distributing | N/A |
| Class S | 0.70% | 0.16% | Accumulating | N/A |
| Class SH | 0.70% | 0.16% | Accumulating | N/A |
| Institutional share classes | | | | |
| Class I | 0.75% | 0.12% | Accumulating | N/A |
| Class IH | 0.75% | 0.12% | Accumulating | N/A |
| Class IB | 0.75% | 0.12% | Distributing | N/A |
| Class IBx | 0.75% | 0.12% | Distributing | N/A |
| Class IBH | 0.75% | 0.12% | Distributing | N/A |
| Class IBxH | 0.75% | 0.12% | Distributing | N/A |
| Class IE | 0.75% | 0.12% | Distributing | N/A |
| Class IM | 1.00% | 0.12% | Accumulating | N/A |
| Class IMB | 1.00% | 0.12% | Distributing | N/A |
| Class IMH | 1.00% | 0.12% | Accumulating | N/A |
| Class K | 0.75% | 0.12% | Accumulating | N/A |
| Class KH | 0.75% | 0.12% | Accumulating | N/A |
| Class K1 | 0.75% | 0.12% | Accumulating | N/A |
| Class K1H | 0.75% | 0.12% | Accumulating | N/A |
| Class K2 | 0.75% | 0.12% | Accumulating | N/A |
| Class K2H | 0.75% | 0.12% | Accumulating | N/A |
| Class K3 | 0.75% | 0.12% | Accumulating | N/A |
| Class K3H | 0.75% | 0.12% | Accumulating | N/A |

| | | | | |
|-----------|-------|-------|--------------|-----|
| Class Z | 0.00% | 0.00% | Accumulating | N/A |
| Class ZH | 0.00% | 0.00% | Accumulating | N/A |
| Class ZB | 0.00% | 0.00% | Distributing | N/A |
| Class ZBH | 0.00% | 0.00% | Distributing | N/A |

*For promotional purposes, these Share Classes may be referred to as "Robeco High Dividend Sustainable Property Equities" in marketing material for Investors.

See Section 3.1 for a more detailed description of all Fees and Expenses.

c) Robeco Global Consumer Trends

| | |
|--|--|
| Investment policy | <p><i>Objective</i> The aim of the Sub-fund is to provide long term capital growth while at the same time promoting certain ESG (i.e. Environmental, Social and corporate Governance) characteristics and integrating sustainability risks in the investment process.</p> <p><i>Strategy</i> The Sub-fund will take exposure of at least two-thirds of its total assets to equities of companies all over the world which benefit from the expected increase in consumer spending. The Sub-fund may hold the major part of its investments in companies domiciled in emerging markets or in companies that derive the majority of their revenues from emerging countries.</p> <p>The Sub-fund promotes environmental and/or social characteristics within the meaning of Article 8 of the Regulation (EU) 2019/2088 of 27 November 2019 on sustainability-related disclosures in the financial sector. The Sub-fund strives for economic results, while at the same time taking into account environmental, social and governance characteristics which are further explained in Appendix VIII.</p> <p>The Sub-fund is actively managed. The securities selected for the Sub-fund's investment universe may be components of the benchmark, but securities outside the benchmark may be selected too. The investment policy is not constrained by a benchmark but the Sub-fund uses a benchmark for comparison purposes. The Management Company has discretion over the composition of the portfolio subject to the investment objectives. The Sub-fund can deviate substantially from the issuer, country and sector weightings of the benchmark. There are no restrictions on the deviation from the benchmark.</p> <p>The benchmark is a broad market weighted index that is not consistent with the environmental, social and governance characteristics promoted by the Sub-fund.</p> |
| <i>Financial Instruments and Investment Restrictions</i> | <p>With due consideration given to the investment restrictions and to the extent permitted by the applicable legislation, the Sub-fund may invest in equities, convertible bonds, bonds, units of UCITS and/or other UCIs and derivatives to achieve the investment goals of the Sub-fund.</p> <p>The Sub-fund is allowed to invest in money market instruments, bank deposits (other than deposits at sight) and other eligible liquid assets for treasury purposes and in case of unfavourable market conditions.</p> <p>The Sub-fund may hold up to 20% of its net assets in ancillary liquid assets (bank deposits at sight, such as cash held in current accounts). Under exceptionally unfavourable market conditions and if justified in the interest of the Shareholders, the Sub-fund may temporarily exceed the aforementioned limit for investment in ancillary liquid assets and other liquid instruments.</p> <p>For the purpose of gaining exposure to shares of companies of the People's Republic of China ("PRC") listed in China, the Sub-fund may invest up to 20% of its net assets in China A-shares (via QFI and/or Stock Connect programmes) and China B-shares issued by companies in the PRC and listed on PRC stock exchanges. At least one month's prior notice will be given to Investors if the Sub-fund intends to invest more than 20% of its net assets in China A-shares and China B-shares and the Prospectus will be updated accordingly.</p> <p>Exchange traded and over-the-counter derivatives are permitted, including but not limited to futures, swaps, options, currency forwards and/or combinations of the above. Whilst the Sub-fund may use derivatives for investment purposes as well as for hedging and efficient portfolio management, it does not intend to utilize derivatives extensively for such purposes.</p> |
| <i>Currency</i> | <p>The Sub-fund is exposed to the exchange rate movements of the currencies in which the assets of the Sub-fund are denominated. For the management of the Sub-fund, expectations of currency returns will be taken into consideration when making country allocations/stock selection decisions.</p> |
| Profile of the typical Investor | <p>The Sub-fund is suitable for Investors who seek ESG considerations to be integrated as binding element in the investment process, while still seeking optimum returns. This Sub-fund is suitable for Investors who see funds as a convenient way of participating in capital market developments. It is also suitable for informed and/or experienced Investors wishing to attain defined investment objectives. The Sub-fund does not provide a capital guarantee. The Investor must be able to accept volatility. This Sub-fund is</p> |

suitable for Investors who can afford to set aside the capital for at least 5-7 years. It can accommodate the investment objective of capital growth, income and/or portfolio diversification.

Please note that such information is provided for reference only and Investors should consider their own circumstances, including without limitation, their own risk tolerance level, financial circumstance, investment objective etc., before making any investment decisions. If in doubt, Investors should seek professional advice.

Risk profile of the Sub-fund

In emerging and less developed markets the legal, judicial and regulatory infrastructure is still developing and there may be legal uncertainty both for local market participants and their overseas counterparts. Some markets may carry higher risks for Investors who should therefore ensure that, before investing, they understand the risks involved and are satisfied that despite the substantial risk of loss of investment, their investment is suitable as part of their portfolio.

This Sub-fund might invest in China A-shares. Investments in China A-shares carry increased risks, most notably liquidity and credit risks. For further information on these risks, Investors should refer to the heading "Chinese markets risks" under "Section 4 – Risk Considerations" above.

Also, the investments in equity of companies may involve risks (for example linked to transferable securities and stock markets), such as exchange rates and volatility risks. The Sub-fund's investments are subject to market fluctuations. No assurance can, therefore, be given that the Sub-fund's investment objective will be achieved. It cannot be guaranteed either that the value of a Share in the Sub-fund will not fall below its value at the time of acquisition.

The sustainability risk profile can be split into different sustainability risk sources and is expressed using categories ranging from lowest risk till highest risk. The risk classification relates to both the probability and potential negative impact of sustainability risk on the portfolio return. The classification relates to the portfolio only: there is no comparison to any benchmark.

Robeco distinguishes between sustainability risk of companies and governments. For companies, there is a total risk classification, a classification of environmental risks, a classification of social risks, and a classification of governance risk. The classifications are based on a variety of Environmental, Social, and Governance (ESG) issues provided by a third party that is specialized in the assessment of sustainability risks. The classification provides an indication of the probability and potential impact of an ESG event in the period of one year.

| <i>Company Risk</i> | <i>← Lowest</i> | <i>Highest →</i> |
|-------------------------------|-----------------|------------------|
| Sustainability Risk (Overall) | | X |
| Environmental Risk | X | |
| Social Risk | | X |
| Governance Risk | | X |

Robeco makes use of a climate risk metric provided by a third party specialized in climate risk. Based on a 1.5-degrees decarbonization pathway, the potential impact of climate transition risk is estimated. This is a reflection of the potential decarbonization costs for the next 80 years, of which the heavy point is estimated to be approximately in 15 years. This impact on return is compared to the market risk profile of the Sub-fund and turned into risk classification.

| <i>Company Risk</i> | <i>← Lowest</i> | <i>Highest →</i> |
|-------------------------|-----------------|------------------|
| Climate Transition Risk | X | |

Climate change leads to extreme weather events that may have a negative economic impact on investments. Based on a climate risk model provided by a third party specialized in climate risk, the physical risks that the portfolio is most vulnerable to are assessed. This Sub-fund's primary physical risks are (1) Extreme Heat, (2) Coastal Flooding, and (3) Extreme Precipitation.

Climate risk models are complex and surrounded by a high degree of uncertainty as result of assumptions

| | and availability of data. As result, a change in the methodology may lead to a change in the risk classification. The climate risk model assesses the potential costs for decarbonizing for companies. Active policies and ambitions of companies are not taken into account contrary to the 'ESG' scores that focus on policies and ambitions. | | | |
|---|---|-------------|--------------|-------------------------|
| Risk considerations for the Sub-fund | <p>Investors should note that, in addition to the above mentioned risks, the Sub-fund may use derivatives as part of its investment strategy and such investments are inherently volatile and the Sub-fund could potentially be exposed to additional risks and costs should the market move against it. Such market conditions could mean that Investors could, in certain circumstances, face minimal or no returns, or may even suffer a loss on such investments.</p> <p>The investment risk will be measured using quantitative techniques. The investment risk of using derivatives is also incorporated in these quantitative techniques. For more information regarding e.g. the exposure calculation method, the maximum leverage or the expected levels of leverage as a result of the use of derivatives as well as a brief explanation as to the basis for such calculation, please consult APPENDIX III – RISK MANAGEMENT PROCESS.</p> | | | |
| Base currency | EUR | | | |
| Type of Currency Hedged Share Classes (H) | Portfolio Hedge | | | |
| Issue date | 10 May 2004 | | | |
| Share Classes | Management fee | Service fee | Type | Performance Fee portion |
| Regular share classes | | | | |
| Class A | 1.75% | 0.16% | Accumulating | N/A |
| Class AH | 1.75% | 0.16% | Accumulating | N/A |
| Class A1 | 1.75% | 0.16% | Distributing | N/A |
| Class A1H | 1.75% | 0.16% | Distributing | N/A |
| Class B | 1.50% | 0.16% | Distributing | N/A |
| Class BH | 1.50% | 0.16% | Distributing | N/A |
| Class Bx | 1.50% | 0.16% | Distributing | N/A |
| Class BxH | 1.50% | 0.16% | Distributing | N/A |
| Class D | 1.50% | 0.16% | Accumulating | N/A |
| Class DH | 1.50% | 0.16% | Accumulating | N/A |
| Class D2 | 1.75% | 0.16% | Accumulating | N/A |
| Class D2H | 1.75% | 0.16% | Accumulating | N/A |
| Class D3 | 1.75% | 0.16% | Distributing | N/A |
| Class D3H | 1.75% | 0.16% | Distributing | N/A |
| Class E | 1.50% | 0.16% | Distributing | N/A |
| Class EH | 1.50% | 0.16% | Distributing | N/A |
| Class M | 2.00% | 0.16% | Accumulating | N/A |
| Class MB | 2.00% | 0.16% | Distributing | N/A |
| Class MBx | 2.00% | 0.16% | Distributing | N/A |
| Class MBxH | 2.00% | 0.16% | Distributing | N/A |
| Class MH | 2.00% | 0.16% | Accumulating | N/A |
| Class M2 | 2.50% | 0.16% | Accumulating | N/A |
| Class M2H | 2.50% | 0.16% | Accumulating | N/A |
| Class M3 | 2.50% | 0.16% | Distributing | N/A |
| Class M3H | 2.50% | 0.16% | Distributing | N/A |
| Privileged share classes | | | | |
| Class C | 0.75% | 0.16% | Distributing | N/A |
| Class CH | 0.75% | 0.16% | Distributing | N/A |
| Class Cx | 0.75% | 0.16% | Distributing | N/A |
| Class CxH | 0.75% | 0.16% | Distributing | N/A |
| Class F | 0.75% | 0.16% | Accumulating | N/A |
| Class FH | 0.75% | 0.16% | Accumulating | N/A |
| Class G | 0.75% | 0.16% | Distributing | N/A |
| Class GH | 0.75% | 0.16% | Distributing | N/A |

| | | | | |
|-----------------------------|-------|-------|--------------|-----|
| Class S | 0.75% | 0.16% | Accumulating | N/A |
| Class SH | 0.75% | 0.16% | Accumulating | N/A |
| Institutional share classes | | | | |
| Class I | 0.80% | 0.12% | Accumulating | N/A |
| Class IH | 0.80% | 0.12% | Accumulating | N/A |
| Class IB | 0.80% | 0.12% | Distributing | N/A |
| Class IBx | 0.80% | 0.12% | Distributing | N/A |
| Class IBH | 0.80% | 0.12% | Distributing | N/A |
| Class IBxH | 0.80% | 0.12% | Distributing | N/A |
| Class IE | 0.80% | 0.12% | Distributing | N/A |
| Class IM | 1.00% | 0.12% | Accumulating | N/A |
| Class IMB | 1.00% | 0.12% | Distributing | N/A |
| Class IMH | 1.00% | 0.12% | Accumulating | N/A |
| Class K | 0.80% | 0.12% | Accumulating | N/A |
| Class KH | 0.80% | 0.12% | Accumulating | N/A |
| Class K1 | 0.80% | 0.12% | Accumulating | N/A |
| Class K1H | 0.80% | 0.12% | Accumulating | N/A |
| Class K2 | 0.80% | 0.12% | Accumulating | N/A |
| Class K2H | 0.80% | 0.12% | Accumulating | N/A |
| Class K3 | 0.80% | 0.12% | Accumulating | N/A |
| Class K3H | 0.80% | 0.12% | Accumulating | N/A |
| Class Z | 0.00% | 0.00% | Accumulating | N/A |
| Class ZH | 0.00% | 0.00% | Accumulating | N/A |
| Class ZB | 0.00% | 0.00% | Distributing | N/A |
| Class ZBH | 0.00% | 0.00% | Distributing | N/A |

See Section 3.1 for a more detailed description of all Fees and Expenses.

d) Robeco Global Multi-Thematic

| | |
|--|---|
| Investment policy | <p><i>Objective</i> The aim of the Sub-fund is to provide long term capital growth while at the same time promoting certain ESG (i.e. Environmental, Social and corporate Governance) characteristics and integrating sustainability risks in the investment process.</p> |
| <i>Strategy</i> | <p>The Sub-fund will take exposure of at least two-thirds of its total assets to equities of companies incorporating or exercising a major part of their economic activities in identified themes. These include transforming technologies, changing sociodemographic, and preserving earth. This is achieved by investing in firms that are well positioned to benefit from structural changes in the economy as well as companies contributing to solving nature-based problems, fulfilling basic societal needs and addressing inefficiencies.</p> |
| | <p>The Sub-fund promotes environmental and/or social characteristics within the meaning of Article 8 of the Regulation (EU) 2019/2088 of 27 November 2019 on sustainability-related disclosures in the financial sector. The Sub-fund strives for economic results, while at the same time taking into account environmental, social and governance characteristics which are further explained in Appendix VIII.</p> |
| | <p>The Sub-fund is actively managed. The securities selected for the Sub-fund's investment universe may be components of the benchmark, but securities outside the benchmark may be selected too. The investment policy is not constrained by a benchmark but the Sub-fund uses a benchmark for comparison purposes. The Management Company has discretion over the composition of the portfolio subject to the investment objectives. The Sub-fund can deviate substantially from the issuer, country and sector weightings of the benchmark. There are no restrictions on the deviation from the benchmark.</p> |
| | <p>The benchmark is a broad market weighted index that is not consistent with the environmental, social and governance characteristics promoted by the Sub-fund.</p> |
| <i>Financial Instruments and Investment Restrictions</i> | <p>With due consideration given to the investment restrictions and to the extent permitted by the applicable legislation, the Sub-fund may invest in equities, convertible bonds, bonds, units of UCITS and/or other UCIs and derivatives to achieve the investment goals of the Sub-fund.</p> |
| | <p>The Sub-fund is allowed to invest in money market instruments, bank deposits (other than deposits at sight) and other eligible liquid assets for treasury purposes and in case of unfavourable market conditions.</p> |
| | <p>The Sub-fund may hold up to 20% of its net assets in ancillary liquid assets (bank deposits at sight, such as cash held in current accounts). Under exceptionally unfavourable market conditions and if justified in the interest of the Shareholders, the Sub-fund may temporarily exceed the aforementioned limit for investment in ancillary liquid assets and other liquid instruments.</p> |
| | <p>For the purpose of gaining exposure to shares of companies of the People's Republic of China ("PRC") listed in China, the Sub-fund may invest up to 30% of its net assets in China A-shares (via QFI and/or Stock Connect programmes) and China B-shares issued by companies in the PRC and listed on PRC stock exchanges. At least one month's prior notice will be given to Investors if the Sub-fund intends to invest more than 30% of its net assets in China A-shares and China B-shares and the Prospectus will be updated accordingly.</p> |
| | <p>Exchange traded and over-the-counter derivatives are permitted, including but not limited to futures, swaps, options, currency forwards and/or combinations of the above. Whilst the Sub-fund may use derivatives for investment purposes as well as for hedging and efficient portfolio management, it does not intend to utilize derivatives extensively for such purposes.</p> |
| <i>Currency</i> | <p>The Sub-fund is exposed to the exchange rate movements of the currencies in which the assets of the Sub-fund are denominated. For the management of the Sub-fund, expectations of currency returns will be taken into consideration when making country allocations/stock selection decisions.</p> |
| Profile of the typical Investor | <p>The Sub-fund is suitable for Investors who seek ESG considerations to be integrated as binding element in the investment process, while still seeking optimum returns. This Sub-fund is suitable for Investors who see funds as a convenient way of participating in capital market developments. It is also suitable for informed and/or experienced Investors wishing to attain defined investment objectives. The Sub-fund does not provide a capital guarantee. The Investor must be able to accept volatility. This Sub-fund is</p> |

suitable for Investors who can afford to set aside the capital for at least 5-7 years. It can accommodate the investment objective of capital growth, income and/or portfolio diversification.

Please note that such information is provided for reference only and Investors should consider their own circumstances, including without limitation, their own risk tolerance level, financial circumstance, investment objective etc., before making any investment decisions. If in doubt, Investors should seek professional advice.

Risk profile of the Sub-fund

In emerging and less developed markets the legal, judicial and regulatory infrastructure is still developing and there may be legal uncertainty both for local market participants and their overseas counterparts. Some markets may carry higher risks for Investors who should therefore ensure that, before investing, they understand the risks involved and are satisfied that despite the substantial risk of loss of investment, their investment is suitable as part of their portfolio.

This Sub-fund might invest in China A-shares. Investments in China A-shares carry increased risks, most notably liquidity and credit risks. For further information on these risks, Investors should refer to the heading "Chinese markets risks" under "Section 4 – Risk Considerations" above.

Also, the investments in equity of companies may involve risks (for example linked to transferable securities and stock markets), such as exchange rates and volatility risks. The Sub-fund's investments are subject to market fluctuations. No assurance can, therefore, be given that the Sub-fund's investment objective will be achieved. It cannot be guaranteed either that the value of a Share in the Sub-fund will not fall below its value at the time of acquisition.

The sustainability risk profile can be split into different sustainability risk sources and is expressed using categories ranging from lowest risk till highest risk. The risk classification relates to both the probability and potential negative impact of sustainability risk on the portfolio return. The classification relates to the portfolio only: there is no comparison to any benchmark.

Robeco distinguishes between sustainability risk of companies and governments. For companies, there is a total risk classification, a classification of environmental risks, a classification of social risks, and a classification of governance risk. The classifications are based on a variety of Environmental, Social, and Governance (ESG) issues provided by a third party that is specialized in the assessment of sustainability risks. The classification provides an indication of the probability and potential impact of an ESG event in the period of one year.

| <i>Company Risk</i> | ← <i>Lowest</i> | <i>Highest</i> → |
|-------------------------------|-----------------|------------------|
| Sustainability Risk (Overall) | X | |
| Environmental Risk | X | |
| Social Risk | | X |
| Governance Risk | X | |

Robeco makes use of a climate risk metric provided by a third party specialized in climate risk. Based on a 1.5-degrees decarbonization pathway, the potential impact of climate transition risk is estimated. This is a reflection of the potential decarbonization costs for the next 80 years, of which the heavy point is estimated to be approximately in 15 years. This impact on return is compared to the market risk profile of the Sub-fund and turned into risk classification.

| <i>Company Risk</i> | ← <i>Lowest</i> | <i>Highest</i> → |
|-------------------------|-----------------|------------------|
| Climate Transition Risk | X | |

Climate change leads to extreme weather events that may have a negative economic impact on investments. Based on a climate risk model provided by a third party specialized in climate risk, the physical risks that the portfolio is most vulnerable to are assessed. This Sub-fund's primary physical risks are (1) Extreme Heat, (2) Coastal Flooding, and (3) Fluvial Flooding.

Climate risk models are complex and surrounded by a high degree of uncertainty as result of assumptions and availability of data. As result, a change in the methodology may lead to a change in the risk

| | classification. The climate risk model assesses the potential costs for decarbonizing for companies. Active policies and ambitions of companies are not taken into account contrary to the 'ESG' scores that focus on policies and ambitions. | | | |
|---|---|-------------|--------------|-------------------------|
| Risk considerations for the Sub-fund | <p>Investors should note that, in addition to the above mentioned risks, the Sub-fund may use derivatives as part of its investment strategy and such investments are inherently volatile and the Sub-fund could potentially be exposed to additional risks and costs should the market move against it. Such market conditions could mean that Investors could, in certain circumstances, face minimal or no returns, or may even suffer a loss on such investments.</p> <p>The investment risk will be measured using quantitative techniques. The investment risk of using derivatives is also incorporated in these quantitative techniques. For more information regarding e.g. the exposure calculation method, the maximum leverage or the expected levels of leverage as a result of the use of derivatives as well as a brief explanation as to the basis for such calculation, please consult APPENDIX III – RISK MANAGEMENT PROCESS.</p> | | | |
| Portfolio Manager | The Management Company has appointed Robeco Schweiz AG as Portfolio Manager. Accordingly, Robeco Schweiz AG will be in charge of the day-to-day management of the assets of the Sub-fund. The agreement with Robeco Schweiz AG shall terminate immediately on termination of the Management Company Services Agreement. | | | |
| Base currency | EUR | | | |
| Type of Currency Hedged Share Classes (H) | Portfolio Hedge | | | |
| Issue date | 15 November 2013 | | | |
| Share Classes | Management fee | Service fee | Type | Performance Fee portion |
| Regular share classes | | | | |
| Class A | 1.50*% | 0.16% | Accumulating | N/A |
| Class AH | 1.50*% | 0.16% | Accumulating | N/A |
| Class A1 | 1.50*% | 0.16% | Distributing | N/A |
| Class A1H | 1.50*% | 0.16% | Distributing | N/A |
| Class B | 1.10**% | 0.16% | Distributing | N/A |
| Class BH | 1.10**% | 0.16% | Distributing | N/A |
| Class Bx | 1.10**% | 0.16% | Distributing | N/A |
| Class BxH | 1.10**% | 0.16% | Distributing | N/A |
| Class D | 1.10**% | 0.16% | Accumulating | N/A |
| Class DH | 1.10**% | 0.16% | Accumulating | N/A |
| Class D2 | 1.50*% | 0.16% | Accumulating | N/A |
| Class D2H | 1.50*% | 0.16% | Accumulating | N/A |
| Class D3 | 1.50*% | 0.16% | Distributing | N/A |
| Class D3H | 1.50*% | 0.16% | Distributing | N/A |
| Class E | 1.10**% | 0.16% | Distributing | N/A |
| Class EH | 1.10**% | 0.16% | Distributing | N/A |
| Class M | 2.25% | 0.16% | Accumulating | N/A |
| Class MH | 2.25% | 0.16% | Accumulating | N/A |
| Class M2 | 2.50% | 0.16% | Accumulating | N/A |
| Class M2H | 2.50% | 0.16% | Accumulating | N/A |
| Class M3 | 2.50% | 0.16% | Distributing | N/A |
| Class M3H | 2.50% | 0.16% | Distributing | N/A |
| Privileged share classes | | | | |
| Class C | 0.80% | 0.16% | Distributing | N/A |
| Class CH | 0.80% | 0.16% | Distributing | N/A |
| Class Cx | 0.80% | 0.16% | Distributing | N/A |
| Class CxH | 0.80% | 0.16% | Distributing | N/A |
| Class F | 0.80% | 0.16% | Accumulating | N/A |
| Class FH | 0.80% | 0.16% | Accumulating | N/A |

| | | | | |
|-----------------------------|-------|-------|--------------|-----|
| Class G | 0.80% | 0.16% | Distributing | N/A |
| Class GH | 0.80% | 0.16% | Distributing | N/A |
| Class S | 0.80% | 0.16% | Accumulating | N/A |
| Class SH | 0.80% | 0.16% | Accumulating | N/A |
| Class X | 0.80% | 0.16% | Accumulating | N/A |
| Class XH | 0.80% | 0.16% | Accumulating | N/A |
| Institutional share classes | | | | |
| Class I | 0.85% | 0.12% | Accumulating | N/A |
| Class IH | 0.85% | 0.12% | Accumulating | N/A |
| Class IB | 0.85% | 0.12% | Distributing | N/A |
| Class IBx | 0.85% | 0.12% | Distributing | N/A |
| Class IBH | 0.85% | 0.12% | Distributing | N/A |
| Class IBxH | 0.85% | 0.12% | Distributing | N/A |
| Class IE | 0.85% | 0.12% | Distributing | N/A |
| Class IM | 1.00% | 0.12% | Accumulating | N/A |
| Class IMB | 1.00% | 0.12% | Distributing | N/A |
| Class IMH | 1.00% | 0.12% | Accumulating | N/A |
| Class K | 0.85% | 0.12% | Accumulating | N/A |
| Class KH | 0.85% | 0.12% | Accumulating | N/A |
| Class KE | 0.85% | 0.12% | Distributing | N/A |
| Class KEH | 0.85% | 0.12% | Distributing | N/A |
| Class K1 | 0.85% | 0.12% | Accumulating | N/A |
| Class K1H | 0.85% | 0.12% | Accumulating | N/A |
| Class K2 | 0.85% | 0.12% | Accumulating | N/A |
| Class K2H | 0.85% | 0.12% | Accumulating | N/A |
| Class K3 | 0.85% | 0.12% | Accumulating | N/A |
| Class K3H | 0.85% | 0.12% | Accumulating | N/A |
| Class Y | 0.85% | 0.12% | Accumulating | N/A |
| Class YH | 0.85% | 0.12% | Accumulating | N/A |
| Class Z | 0.00% | 0.00% | Accumulating | N/A |
| Class ZH | 0.00% | 0.00% | Accumulating | N/A |
| Class ZB | 0.00% | 0.00% | Distributing | N/A |
| Class ZBH | 0.00% | 0.00% | Distributing | N/A |

* As of 1 October 2024: 1.75%

** As of 1 October 2024: 1.60%

See Section 3.1 for a more detailed description of all Fees and Expenses.

e) Robeco Digital Innovations

Investment
policy

Objective The aim of the Sub-fund is to provide long term capital growth while at the same time promoting certain ESG (i.e. Environmental, Social and corporate Governance) characteristics and integrating sustainability risks in the investment process.

Strategy The Sub-fund will take exposure of at least two-thirds of its total assets to equities of companies all over the world which benefit from the structural growth trends within the production side of the economy, for example robotics, smart manufacturing and cybersecurity. The Sub-fund may hold the major part of its investments in companies domiciled in emerging markets or in companies that derive the majority of their revenues from emerging countries.

The Sub-fund promotes environmental and/or social characteristics within the meaning of Article 8 of the Regulation (EU) 2019/2088 of 27 November 2019 on sustainability-related disclosures in the financial sector. The Sub-fund strives for economic results, while at the same time taking into account environmental, social and governance characteristics which are further explained in Appendix VIII.

The Sub-fund is actively managed. The securities selected for the Sub-fund's investment universe may be components of the benchmark, but securities outside the benchmark may be selected too. The investment policy is not constrained by a benchmark but the Sub-fund uses a benchmark for comparison purposes. The Management Company has discretion over the composition of the portfolio subject to the investment objectives. The Sub-fund can deviate substantially from the issuer, country and sector weightings of the benchmark. There are no restrictions on the deviation from the benchmark.

The benchmark is a broad market weighted index that is not consistent with the environmental, social and governance characteristics promoted by the Sub-fund.

*Financial
Instruments
and Investment
Restrictions*

With due consideration given to the investment restrictions and to the extent permitted by the applicable legislation, the Sub-fund may invest in equities, convertible bonds, bonds, units of UCITS and/or other UCIs and derivatives to achieve the investment goals of the Sub-fund.

The Sub-fund is allowed to invest in money market instruments, bank deposits (other than deposits at sight) and other eligible liquid assets for treasury purposes and in case of unfavourable market conditions.

The Sub-fund may hold up to 20% of its net assets in ancillary liquid assets (bank deposits at sight, such as cash held in current accounts). Under exceptionally unfavourable market conditions and if justified in the interest of the Shareholders, the Sub-fund may temporarily exceed the aforementioned limit for investment in ancillary liquid assets and other liquid instruments.

For the purpose of gaining exposure to shares of companies of the People's Republic of China ("PRC") listed in China, the Sub-fund may invest up to 30% of its net assets in China A-shares (via QFI and/or Stock Connect programmes) and China B-shares issued by companies in the PRC and listed on PRC stock exchanges. At least one month's prior notice will be given to Investors if the Sub-fund intends to invest more than 30% of its net assets in China A-shares and China B-shares and the Prospectus will be updated accordingly.

Exchange traded and over-the-counter derivatives are permitted, including but not limited to futures, swaps, options, currency forwards and/or combinations of the above. Whilst the Sub-fund may use derivatives for investment purposes as well as for hedging and efficient portfolio management, it does not intend to utilize derivatives extensively for such purposes.

Currency The Sub-fund is exposed to the exchange rate movements of the currencies in which the assets of the Sub-fund are denominated. For the management of the Sub-fund, expectations of currency returns will be taken into consideration when making country allocations/stock selection decisions.

Profile of the
typical Investor

The Sub-fund is suitable for Investors who seek ESG considerations to be integrated as binding element in the investment process, while still seeking optimum returns. This Sub-fund is suitable for Investors who see funds as a convenient way of participating in capital market developments. It is also suitable for informed and/or experienced Investors wishing to attain defined investment objectives. The Sub-fund does not provide a capital guarantee. The Investor must be able to accept volatility. This Sub-fund is

suitable for Investors who can afford to set aside the capital for at least 5-7 years. It can accommodate the investment objective of capital growth, income and/or portfolio diversification.

Please note that such information is provided for reference only and Investors should consider their own circumstances, including without limitation, their own risk tolerance level, financial circumstance, investment objective etc., before making any investment decisions. If in doubt, Investors should seek professional advice.

Risk profile of the Sub-fund

In emerging and less developed markets the legal, judicial and regulatory infrastructure is still developing and there may be legal uncertainty both for local market participants and their overseas counterparts. Some markets may carry higher risks for Investors who should therefore ensure that, before investing, they understand the risks involved and are satisfied that despite the substantial risk of loss of investment, their investment is suitable as part of their portfolio.

This Sub-fund might invest in China A-shares. Investments in China A-shares carry increased risks, most notably liquidity and credit risks. For further information on these risks, Investors should refer to the heading "Chinese markets risks" under "Section 4 – Risk Considerations" above.

Also, the investments in equity of companies may involve risks (for example linked to transferable securities and stock markets), such as exchange rates and volatility risks. The Sub-fund's investments are subject to market fluctuations. No assurance can, therefore, be given that the Sub-fund's investment objective will be achieved. It cannot be guaranteed either that the value of a Share in the Sub-fund will not fall below its value at the time of acquisition.

The sustainability risk profile can be split into different sustainability risk sources and is expressed using categories ranging from lowest risk till highest risk. The risk classification relates to both the probability and potential negative impact of sustainability risk on the portfolio return. The classification relates to the portfolio only: there is no comparison to any benchmark.

Robeco distinguishes between sustainability risk of companies and governments. For companies, there is a total risk classification, a classification of environmental risks, a classification of social risks, and a classification of governance risk. The classifications are based on a variety of Environmental, Social, and Governance (ESG) issues provided by a third party that is specialized in the assessment of sustainability risks. The classification provides an indication of the probability and potential impact of an ESG event in the period of one year.

| <i>Company Risk</i> | ← <i>Lowest</i> | <i>Highest</i> → |
|-------------------------------|-----------------|------------------|
| Sustainability Risk (Overall) | | X |
| Environmental Risk | X | |
| Social Risk | | X |
| Governance Risk | | X |

Robeco makes use of a climate risk metric provided by a third party specialized in climate risk. Based on a 1.5-degrees decarbonization pathway, the potential impact of climate transition risk is estimated. This is a reflection of the potential decarbonization costs for the next 80 years, of which the heavy point is estimated to be approximately in 15 years. This impact on return is compared to the market risk profile of the Sub-fund and turned into risk classification.

| <i>Company Risk</i> | ← <i>Lowest</i> | <i>Highest</i> → |
|-------------------------|-----------------|------------------|
| Climate Transition Risk | X | |

Climate change leads to extreme weather events that may have a negative economic impact on investments. Based on a climate risk model provided by a third party specialized in climate risk, the physical risks that the portfolio is most vulnerable to are assessed. This Sub-fund's primary physical risks are (1) Coastal Flooding, (2) Extreme Heat, and (3) Tropical Cyclone.

Climate risk models are complex and surrounded by a high degree of uncertainty as result of assumptions

and availability of data. As result, a change in the methodology may lead to a change in the risk classification. The climate risk model assesses the potential costs for decarbonizing for companies. Active policies and ambitions of companies are not taken into account contrary to the 'ESG' scores that focus on policies and ambitions.

Risk considerations for the Sub-fund Investors should note that, in addition to the above mentioned risks, the Sub-fund may use derivatives as part of its investment strategy and such investments are inherently volatile and the Sub-fund could potentially be exposed to additional risks and costs should the market move against it. Such market conditions could mean that Investors could, in certain circumstances, face minimal or no returns, or may even suffer a loss on such investments.

The investment risk will be measured using quantitative techniques. The investment risk of using derivatives is also incorporated in these quantitative techniques. For more information regarding e.g. the exposure calculation method, the maximum leverage or the expected levels of leverage as a result of the use of derivatives as well as a brief explanation as to the basis for such calculation, please consult [APPENDIX III – RISK MANAGEMENT PROCESS](#).

Base currency EUR

Type of Currency Hedged Share Classes (H) Portfolio Hedge

Issue date 24 May 2017

| Share Classes | Management fee | Service fee | Type | Performance Fee portion |
|--------------------------|----------------|-------------|--------------|-------------------------|
| Regular share classes | | | | |
| Class A | 1.75% | 0.16% | Accumulating | N/A |
| Class AH | 1.75% | 0.16% | Accumulating | N/A |
| Class A1 | 1.75% | 0.16% | Distributing | N/A |
| Class A1H | 1.75% | 0.16% | Distributing | N/A |
| Class B | 1.50% | 0.16% | Distributing | N/A |
| Class BH | 1.50% | 0.16% | Distributing | N/A |
| Class Bx | 1.50% | 0.16% | Distributing | N/A |
| Class BxH | 1.50% | 0.16% | Distributing | N/A |
| Class D | 1.50% | 0.16% | Accumulating | N/A |
| Class DH | 1.50% | 0.16% | Accumulating | N/A |
| Class D2 | 1.75% | 0.16% | Accumulating | N/A |
| Class D2H | 1.75% | 0.16% | Accumulating | N/A |
| Class D3 | 1.75% | 0.16% | Distributing | N/A |
| Class D3H | 1.75% | 0.16% | Distributing | N/A |
| Class E | 1.50% | 0.16% | Distributing | N/A |
| Class EH | 1.50% | 0.16% | Distributing | N/A |
| Class M | 2.00% | 0.16% | Accumulating | N/A |
| Class MB | 2.00% | 0.16% | Accumulating | N/A |
| Class MBx | 2.00% | 0.16% | Accumulating | N/A |
| Class MBxH | 2.00% | 0.16% | Accumulating | N/A |
| Class MH | 2.00% | 0.16% | Accumulating | N/A |
| Class M2 | 2.50% | 0.16% | Accumulating | N/A |
| Class M2H | 2.50% | 0.16% | Accumulating | N/A |
| Class M3 | 2.50% | 0.16% | Distributing | N/A |
| Class M3H | 2.50% | 0.16% | Distributing | N/A |
| Privileged share classes | | | | |
| Class C | 0.75% | 0.16% | Distributing | N/A |
| Class CH | 0.75% | 0.16% | Distributing | N/A |
| Class Cx | 0.75% | 0.16% | Distributing | N/A |
| Class CxH | 0.75% | 0.16% | Distributing | N/A |
| Class F | 0.75% | 0.16% | Accumulating | N/A |
| Class FH | 0.75% | 0.16% | Accumulating | N/A |
| Class G | 0.75% | 0.16% | Distributing | N/A |
| Class GH | 0.75% | 0.16% | Distributing | N/A |

| | | | | |
|-----------------------------|-------|-------|--------------|-----|
| Class S | 0.75% | 0.16% | Accumulating | N/A |
| Class SH | 0.75% | 0.16% | Accumulating | N/A |
| Institutional share classes | | | | |
| Class I | 0.80% | 0.12% | Accumulating | N/A |
| Class IH | 0.80% | 0.12% | Accumulating | N/A |
| Class IB | 0.80% | 0.12% | Distributing | N/A |
| Class IBx | 0.80% | 0.12% | Distributing | N/A |
| Class IBH | 0.80% | 0.12% | Distributing | N/A |
| Class IBxH | 0.80% | 0.12% | Distributing | N/A |
| Class IE | 0.80% | 0.12% | Distributing | N/A |
| Class IM | 1.00% | 0.12% | Accumulating | N/A |
| Class IMB | 1.00% | 0.12% | Accumulating | N/A |
| Class IMH | 1.00% | 0.12% | Accumulating | N/A |
| Class K | 0.80% | 0.12% | Accumulating | N/A |
| Class KH | 0.80% | 0.12% | Accumulating | N/A |
| Class K1 | 0.80% | 0.12% | Accumulating | N/A |
| Class K1H | 0.80% | 0.12% | Accumulating | N/A |
| Class K2 | 0.80% | 0.12% | Accumulating | N/A |
| Class K2H | 0.80% | 0.12% | Accumulating | N/A |
| Class K3 | 0.80% | 0.12% | Accumulating | N/A |
| Class K3H | 0.80% | 0.12% | Accumulating | N/A |
| Class Z | 0.00% | 0.00% | Accumulating | N/A |
| Class ZH | 0.00% | 0.00% | Accumulating | N/A |
| Class ZB | 0.00% | 0.00% | Distributing | N/A |
| Class ZBH | 0.00% | 0.00% | Distributing | N/A |

See Section 3.1 for a more detailed description of all Fees and Expenses.

f) Robeco FinTech

| | |
|--|---|
| Investment policy | <p><i>Objective</i> The aim of the Sub-fund is to provide long term capital growth while at the same time promoting certain ESG (i.e. Environmental, Social and corporate Governance) characteristics and integrating sustainability risks in the investment process.</p> <p><i>Strategy</i> The Sub-fund will take exposure of at least two-thirds of its total assets to equities of companies all over the world which benefit from the move to digital financial services. The Sub-fund may hold part of its investments in companies domiciled in emerging markets or in companies that derive the majority of their revenues from emerging countries.</p> <p>The Sub-fund promotes environmental and/or social characteristics within the meaning of Article 8 of the Regulation (EU) 2019/2088 of 27 November 2019 on sustainability-related disclosures in the financial sector. The Sub-fund strives for economic results, while at the same time taking into account environmental, social and governance characteristics which are further explained in Appendix VIII.</p> <p>The Sub-fund is actively managed. The securities selected for the Sub-fund's investment universe may be components of the benchmark, but securities outside the benchmark may be selected too. The investment policy is not constrained by a benchmark but the Sub-fund uses a benchmark for comparison purposes. The Management Company has discretion over the composition of the portfolio subject to the investment objectives. The Sub-fund can deviate substantially from the issuer, country and sector weightings of the benchmark. There are no restrictions on the deviation from the benchmark.</p> <p>The benchmark is a broad market weighted index that is not consistent with the environmental, social and governance characteristics promoted by the Sub-fund.</p> |
| <i>Financial Instruments and Investment Restrictions</i> | <p>With due consideration given to the investment restrictions and to the extent permitted by the applicable legislation, the Sub-fund may invest in equities, convertible bonds, bonds, units of UCITS and/or other UCIs and derivatives to achieve the investment goals of the Sub-fund.</p> <p>The Sub-fund is allowed to invest in money market instruments, bank deposits (other than deposits at sight) and other eligible liquid assets for treasury purposes and in case of unfavourable market conditions.</p> <p>The Sub-fund may hold up to 20% of its net assets in ancillary liquid assets (bank deposits at sight, such as cash held in current accounts). Under exceptionally unfavourable market conditions and if justified in the interest of the Shareholders, the Sub-fund may temporarily exceed the aforementioned limit for investment in ancillary liquid assets and other liquid instruments.</p> <p>For the purpose of gaining exposure to shares of companies of the People's Republic of China ("PRC") listed in China, the Sub-fund may invest up to 30% of its net assets in China A-shares (via QFI and/or Shanghai-Hong Kong Stock Connect channel) and China B-shares issued by companies in the PRC and listed on PRC stock exchanges. At least one month's prior notice will be given to Investors if the Sub-fund intends to invest more than 30% of its net assets in China A-shares and China B-shares and the Prospectus will be updated accordingly.</p> <p>Exchange traded and over-the-counter derivatives are permitted, including but not limited to futures, swaps, options, currency forwards and/or combinations of the above. Whilst the Sub-fund may use derivatives for investment purposes as well as for hedging and efficient portfolio management, it does not intend to utilize derivatives extensively for such purposes.</p> |
| <i>Currency</i> | <p>The Sub-fund is exposed to the exchange rate movements of the currencies in which the assets of the Sub-fund are denominated. For the management of the Sub-fund, expectations of currency returns will be taken into consideration when making country allocations/stock selection decisions.</p> |
| Profile of the typical Investor | <p>The Sub-fund is suitable for Investors who seek ESG considerations to be integrated as binding element in the investment process, while still seeking optimum returns. This Sub-fund is suitable for Investors who see funds as a convenient way of participating in capital market developments. It is also suitable for informed and/or experienced Investors wishing to attain defined investment objectives. The Sub-fund does not provide a capital guarantee. The Investor must be able to accept volatility. This Sub-fund is</p> |

suitable for Investors who can afford to set aside the capital for at least 5-7 years. It can accommodate the investment objective of capital growth, income and/or portfolio diversification.

Please note that such information is provided for reference only and Investors should consider their own circumstances, including without limitation, their own risk tolerance level, financial circumstance, investment objective etc., before making any investment decisions. If in doubt, Investors should seek professional advice.

Risk profile of the Sub-fund

In emerging and less developed markets the legal, judicial and regulatory infrastructure is still developing and there may be legal uncertainty both for local market participants and their overseas counterparts. Some markets may carry higher risks for Investors who should therefore ensure that, before investing, they understand the risks involved and are satisfied that despite the substantial risk of loss of investment, their investment is suitable as part of their portfolio.

This Sub-fund might invest in China A-shares. Investments in China A-shares carry increased risks, most notably liquidity and credit risks. For further information on these risks, Investors should refer to the heading "Chinese market risks" under "Section 4 – Risk Considerations" above.

Also, the investments in equity of companies may involve risks (for example linked to transferable securities and stock markets), such as exchange rates and volatility risks. The Sub-fund's investments are subject to market fluctuations. No assurance can, therefore, be given that the Sub-fund's investment objective will be achieved. It cannot be guaranteed either that the value of a Share in the Sub-fund will not fall below its value at the time of acquisition.

The sustainability risk profile can be split into different sustainability risk sources and is expressed using categories ranging from lowest risk till highest risk. The risk classification relates to both the probability and potential negative impact of sustainability risk on the portfolio return. The classification relates to the portfolio only: there is no comparison to any benchmark.

Robeco distinguishes between sustainability risk of companies and governments. For companies, there is a total risk classification, a classification of environmental risks, a classification of social risks, and a classification of governance risk. The classifications are based on a variety of Environmental, Social, and Governance (ESG) issues provided by a third party that is specialized in the assessment of sustainability risks. The classification provides an indication of the probability and potential impact of an ESG event in the period of one year.

| <i>Company Risk</i> | ← <i>Lowest</i> | <i>Highest</i> → |
|-------------------------------|-----------------|------------------|
| Sustainability Risk (Overall) | | X |
| Environmental Risk | X | |
| Social Risk | | X |
| Governance Risk | | X |

Robeco makes use of a climate risk metric provided by a third party specialized in climate risk. Based on a 1.5-degrees decarbonization pathway, the potential impact of climate transition risk is estimated. This is a reflection of the potential decarbonization costs for the next 80 years, of which the heavy point is estimated to be approximately in 15 years. This impact on return is compared to the market risk profile of the Sub-fund and turned into risk classification.

| <i>Company Risk</i> | ← <i>Lowest</i> | <i>Highest</i> → |
|-------------------------|-----------------|------------------|
| Climate Transition Risk | X | |

Climate change leads to extreme weather events that may have a negative economic impact on investments. Based on a climate risk model provided by a third party specialized in climate risk, the physical risks that the portfolio is most vulnerable to are assessed. This Sub-fund's primary physical risks are (1) Coastal Flooding, (2) Extreme Heat, and (3) Tropical Cyclone.

Climate risk models are complex and surrounded by a high degree of uncertainty as result of assumptions and availability of data. As result, a change in the methodology may lead to a change in the risk classification. The climate risk model assesses the potential costs for decarbonizing for companies. Active policies and ambitions of companies are not taken into account contrary to the 'ESG' scores that focus on policies and ambitions.

Risk considerations for the Sub-fund Investors should note that, in addition to the above mentioned risks, the Sub-fund may use derivatives as part of its investment strategy and such investments are inherently volatile and the Sub-fund could potentially be exposed to additional risks and costs should the market move against it. Such market conditions could mean that Investors could, in certain circumstances, face minimal or no returns, or may even suffer a loss on such investments.

The investment risk will be measured using quantitative techniques. The investment risk of using derivatives is also incorporated in these quantitative techniques. For more information regarding e.g. the exposure calculation method, the maximum leverage or the expected levels of leverage as a result of the use of derivatives as well as a brief explanation as to the basis for such calculation, please consult [APPENDIX III – RISK MANAGEMENT PROCESS](#).

Base currency EUR

Type of Currency Hedged Share Classes (H) Portfolio Hedge

Issue date 17 November 2017

| Share Classes | Management fee | Service fee | Type | Performance Fee portion | High Watermark category |
|--------------------------|----------------|-------------|--------------|-------------------------|-------------------------|
| Regular share classes | | | | | |
| Class A | 1.75% | 0.16% | Accumulating | N/A | N/A |
| Class AH | 1.75% | 0.16% | Accumulating | N/A | N/A |
| Class A1 | 1.75% | 0.16% | Distributing | N/A | N/A |
| Class A1H | 1.75% | 0.16% | Distributing | N/A | N/A |
| Class B | 1.50% | 0.16% | Distributing | N/A | N/A |
| Class Bx | 1.50% | 0.16% | Distributing | N/A | N/A |
| Class D | 1.50% | 0.16% | Accumulating | N/A | N/A |
| Class DH | 1.50% | 0.16% | Accumulating | N/A | N/A |
| Class D2 | 1.75% | 0.16% | Accumulating | N/A | N/A |
| Class D3 | 1.75% | 0.16% | Distributing | N/A | N/A |
| Class E | 1.50% | 0.16% | Distributing | N/A | N/A |
| Class EH | 1.50% | 0.16% | Distributing | N/A | N/A |
| Class M | 2.00% | 0.16% | Accumulating | N/A | N/A |
| Class MB | 2.00% | 0.16% | Distributing | N/A | N/A |
| Class MBx | 2.00% | 0.16% | Distributing | N/A | N/A |
| Class MBxH | 2.00% | 0.16% | Distributing | N/A | N/A |
| Class M2 | 2.50% | 0.16% | Accumulating | N/A | N/A |
| Class M2H | 2.50% | 0.16% | Accumulating | N/A | N/A |
| Class M3 | 2.50% | 0.16% | Distributing | N/A | N/A |
| Class M3H | 2.50% | 0.16% | Distributing | N/A | N/A |
| Privileged share classes | | | | | |
| Class C | 0.75% | 0.16% | Distributing | N/A | N/A |
| Class CH | 0.75% | 0.16% | Distributing | N/A | N/A |
| Class Cx | 0.75% | 0.16% | Distributing | N/A | N/A |
| Class CxH | 0.75% | 0.16% | Distributing | N/A | N/A |
| Class F | 0.75% | 0.16% | Accumulating | N/A | N/A |
| Class FH | 0.75% | 0.16% | Accumulating | N/A | N/A |
| Class G | 0.75% | 0.16% | Distributing | N/A | N/A |
| Class GH | 0.75% | 0.16% | Distributing | N/A | N/A |
| Class S | 0.75% | 0.16% | Accumulating | N/A | N/A |
| Class SH | 0.75% | 0.16% | Accumulating | N/A | N/A |
| Class X | 0.60% | 0.16% | Accumulating | N/A | N/A |

| | | | | | |
|-----------------------------|-------|-------|--------------|-----|-----|
| Class XH | 0.60% | 0.16% | Accumulating | N/A | N/A |
| Institutional share classes | | | | | |
| Class I | 0.80% | 0.12% | Accumulating | N/A | N/A |
| Class IH | 0.80% | 0.12% | Accumulating | N/A | N/A |
| Class IB | 0.80% | 0.12% | Distributing | N/A | N/A |
| Class IBx | 0.80% | 0.12% | Distributing | N/A | N/A |
| Class IBH | 0.80% | 0.12% | Distributing | N/A | N/A |
| Class IBxH | 0.80% | 0.12% | Distributing | N/A | N/A |
| Class IE | 0.80% | 0.12% | Distributing | N/A | N/A |
| Class IM | 1.00% | 0.12% | Accumulating | N/A | N/A |
| Class IMB | 1.00% | 0.12% | Distributing | N/A | N/A |
| Class IMH | 1.00% | 0.12% | Accumulating | N/A | N/A |
| Class K | 0.80% | 0.12% | Accumulating | N/A | N/A |
| Class KH | 0.80% | 0.12% | Accumulating | N/A | N/A |
| Class K1 | 0.80% | 0.12% | Accumulating | N/A | N/A |
| Class K1H | 0.80% | 0.12% | Accumulating | N/A | N/A |
| Class K2 | 0.80% | 0.12% | Accumulating | N/A | N/A |
| Class K2H | 0.80% | 0.12% | Accumulating | N/A | N/A |
| Class K3 | 0.80% | 0.12% | Accumulating | N/A | N/A |
| Class K3H | 0.80% | 0.12% | Accumulating | N/A | N/A |
| Class Y | 0.80% | 0.12% | Accumulating | N/A | N/A |
| Class YH | 0.80% | 0.12% | Accumulating | N/A | N/A |
| Class Z | 0.00% | 0.00% | Accumulating | N/A | N/A |
| Class ZH | 0.00% | 0.00% | Accumulating | N/A | N/A |
| Class ZB | 0.00% | 0.00% | Distributing | N/A | N/A |
| Class ZBH | 0.00% | 0.00% | Distributing | N/A | N/A |

See Section 3.1 for a more detailed description of all Fees and Expenses.

g) Robeco Circular Economy

Investment policy

Objective The Sub-fund has as its sustainable investment objective to finance solutions supporting the paradigm shift to a circular economy where resources are kept in use for as long as possible, the maximum value is extracted from them whilst in use, and products and materials are then recovered and regenerated at the end of each service. The foregoing is implemented by mainly investing in companies that advance the following United Nations Sustainable Development Goals (UN SDGs): Zero Hunger (SDG 2), Good health and well-being (SDG 3), Decent work and economic growth (SDG 8), Industry, innovation and infrastructure (SDG 9), Sustainable cities and communities (SDG 11) and Responsible consumption and production (SDG 12). In addition to pursuing the sustainable investment objective, the Sub-fund at the same time aims to provide long term capital growth.

Strategy The Sub-fund will take exposure of at least two thirds of its total assets to equities of companies all over the world. The Sub-fund will invest in companies that foster resource-efficient business models with regard to the production and consumption of consumer goods aligned with circular economy principles, that actively contribute to the reduction of waste, develop material that can be reused or recycled, manage efficient logistics and waste management systems or promote an eco-friendly nutrition and lifestyle. Investment companies operate in mature economies (developed markets) as well as companies that operate in developing economies (emerging markets) and which show an elevated degree of sustainability.

The Sub-fund has sustainable investment as its objective, within the meaning of Article 9 of the Regulation (EU) 2019/2088 of 27 November 2019 on sustainability-related disclosures in the financial sector. The Sub-fund strives for economic results, while at the same time pursuing sustainable investment objectives which are further explained in Appendix VIII. The strategy integrates sustainability criteria as part of the stock picking process and through a theme specific sustainability assessment. The thematic portfolio is built on the basis of the eligible investment universe of the underlying investment theme and an internally developed framework about which more information can be obtained via the website <https://www.robeco.com/en-int/sustainable-investing/sdgs>.

The Sub-fund is actively managed. The securities selected for the Sub-fund's investment universe may be components of the benchmark, but securities outside the benchmark may be selected too. The investment policy is not constrained by a benchmark but the Sub-fund uses a benchmark for comparison purposes. The Portfolio Manager has discretion over the composition of the portfolio subject to the investment objectives. The Sub-fund can deviate substantially from the issuer, country and sector weightings of the benchmark. There are no restrictions on the deviation from the benchmark.

The benchmark is a broad market weighted index that is not consistent with the sustainable objective of the Sub-fund.

Financial Instruments and Investment Restrictions With due consideration given to the investment restrictions and to the extent permitted by the applicable legislation, the Sub-fund may invest in equities, convertible bonds, bonds, units of UCITS and/or other UCIs and derivatives to achieve the investment goals of the Sub-fund.

The Sub-fund is allowed to invest in money market instruments, bank deposits (other than deposits at sight) and other eligible liquid assets for treasury purposes and in case of unfavourable market conditions.

The Sub-fund may hold up to 20% of its net assets in ancillary liquid assets (bank deposits at sight, such as cash held in current accounts). Under exceptionally unfavourable market conditions and if justified in the interest of the Shareholders, the Sub-fund may temporarily exceed the aforementioned limit for investment in ancillary liquid assets and other liquid instruments.

Except for a maximum of 10% of its net assets (as permitted by investment restriction I (2) in Appendix II), the Sub-fund will (without limiting the possibility to invest in compliance with its investment policy in assets referred to under investment restrictions I (1) c), d), e) and f)) only invest in transferable securities and money market instruments traded or listed on markets falling under investment restrictions I (1) a) and b).

Exchange traded and over-the-counter derivatives are permitted, including but not limited to futures, swaps and currency forwards. Whilst the Sub-fund may use derivatives for hedging and liquidity management (including the usage to manage currency and market exposures in a cost-effective manner), it does not intend to utilize derivatives extensively for such purposes. The Sub-fund will use derivatives non-extensively in accordance with its investment policy and for efficiently managing the investments of the Sub-fund.

The Sub-fund will not invest in:

- options, and
- swaptions.

Currency The Sub-fund is exposed to the exchange rate movements of the currencies in which the assets of the Sub-fund are denominated. For the management of the Sub-fund, expectations of currency returns will be taken into consideration when making country allocations/stock selection decisions.

Profile of the typical Investor The Sub-fund is suitable for Investors who want their investment to fully contribute to a sustainable investment objective. It is also suitable for informed and/or experienced Investors wishing to attain defined investment objectives. The Sub-fund does not provide a capital guarantee. The Investor must be able to accept volatility. This Sub-fund is suitable for Investors who can afford to set aside the capital for at least 5-7 years. It can accommodate the investment objective of capital growth, income and/or portfolio diversification.

Please note that such information is provided for reference only and Investors should consider their own circumstances, including without limitation, their own risk tolerance level, financial circumstance, investment objective etc., before making any investment decisions. If in doubt, Investors should seek professional advice.

Risk profile of the Sub-fund In emerging and less developed markets the legal, judicial and regulatory infrastructure is still developing and there may be legal uncertainty both for local market participants and their overseas counterparts. Some markets may carry higher risks for Investors who should therefore ensure that, before investing, they understand the risks involved and are satisfied that despite the substantial risk of loss of investment, their investment is suitable as part of their portfolio.

Also, the investments in equity of companies may involve risks (for example linked to transferable securities and stock markets), such as exchange rates and volatility risks. The Sub-fund's investments are subject to market fluctuations. No assurance can, therefore, be given that the Sub-fund's investment objective will be achieved. It cannot be guaranteed either that the value of a Share in the Sub-fund will not fall below its value at the time of acquisition.

The sustainability risk profile can be split into different sustainability risk sources and is expressed using categories ranging from lowest risk till highest risk. The risk classification relates to both the probability and potential negative impact of sustainability risk on the portfolio return. The classification relates to the portfolio only: there is no comparison to any benchmark.

Robeco distinguishes between sustainability risk of companies and governments. For companies, there is a total risk classification, a classification of environmental risks, a classification of social risks, and a classification of governance risk. The classifications are based on a variety of Environmental, Social, and Governance (ESG) issues provided by a third party that is specialized in the assessment of sustainability risks. The classification provides an indication of the probability and potential impact of an ESG event in the period of one year.

| <i>Company Risk</i> | ← <i>Lowest</i> | <i>Highest</i> → |
|-------------------------------|-----------------|------------------|
| Sustainability Risk (Overall) | | X |
| Environmental Risk | X | |
| Social Risk | X | |
| Governance Risk | X | |

Robeco makes use of a climate risk metric provided by a third party specialized in climate risk. Based on a 1.5-degrees decarbonization pathway, the potential impact of climate transition risk is estimated. This is a reflection of the potential decarbonization costs for the next 80 years, of which the heavy point is estimated to be approximately in 15 years. This impact on return is compared to the market risk profile of the Sub-fund and turned into risk classification.

| <i>Company Risk</i> | ← <i>Lowest</i> | <i>Highest</i> → |
|-------------------------|-----------------|------------------|
| Climate Transition Risk | X | |

Climate change leads to extreme weather events that may have a negative economic impact on investments. Based on a climate risk model provided by a third party specialized in climate risk, the physical risks that the portfolio is most vulnerable to are assessed. This Sub-fund's primary physical risks are (1) Extreme Heat, (2) Coastal Flooding, and (3) Tropical Cyclone.

Climate risk models are complex and surrounded by a high degree of uncertainty as result of assumptions and availability of data. As result, a change in the methodology may lead to a change in the risk classification. The climate risk model assesses the potential costs for decarbonizing for companies. Active policies and ambitions of companies are not taken into account contrary to the 'ESG' scores that focus on policies and ambitions.

| | |
|--------------------------------------|--|
| Risk considerations for the Sub-fund | <p>Investors should note that, in addition to the above mentioned risks, the Sub-fund may use derivatives for efficient portfolio management- and hedging purposes. Such investments are inherently volatile and the Sub-fund could potentially be exposed to additional risks and costs should the market move against it. Such market conditions could mean that Investors could, in certain circumstances, face minimal or no returns, or may even suffer a loss on such investments.</p> <p>The investment risk will be measured using quantitative techniques. The investment risk of using derivatives is also incorporated in these quantitative techniques. For more information regarding e.g. the exposure calculation method, the maximum leverage or the expected levels of leverage as a result of the use of derivatives as well as a brief explanation as to the basis for such calculation, please consult APPENDIX III – RISK MANAGEMENT PROCESS.</p> |
|--------------------------------------|--|

| | |
|-------------------|---|
| Portfolio Manager | The Management Company has appointed Robeco Schweiz AG as Portfolio Manager. Robeco Schweiz AG is in charge of the day-to-day management of the assets of the Sub-fund. The agreement with Robeco Schweiz AG shall terminate immediately on termination of the Management Company Services Agreement. |
|-------------------|---|

| | |
|---------------|-----|
| Base currency | EUR |
|---------------|-----|

| | |
|---|-----------------|
| Type of Currency Hedged Share Classes (H) | Portfolio Hedge |
|---|-----------------|

| | |
|------------|-----------------|
| Issue date | 23 January 2020 |
|------------|-----------------|

| Share Classes | Management fee | Service fee | Type | Performance Fee portion |
|-----------------------|----------------|-------------|--------------|-------------------------|
| Regular share classes | | | | |
| Class A | 1.75% | 0.16% | Accumulating | N/A |
| Class AH | 1.75% | 0.16% | Accumulating | N/A |
| Class A1 | 1.75% | 0.16% | Distributing | N/A |
| Class A1H | 1.75% | 0.16% | Distributing | N/A |
| Class B | 1.50% | 0.16% | Distributing | N/A |
| Class BH | 1.50% | 0.16% | Distributing | N/A |
| Class D | 1.50% | 0.16% | Accumulating | N/A |
| Class DH | 1.50% | 0.16% | Accumulating | N/A |
| Class D2 | 1.75% | 0.16% | Accumulating | N/A |
| Class D2H | 1.75% | 0.16% | Accumulating | N/A |

| | | | | |
|-----------------------------|-------|-------|--------------|-----|
| Class D3 | 1.75% | 0.16% | Distributing | N/A |
| Class D3H | 1.75% | 0.16% | Distributing | N/A |
| Class E | 1.50% | 0.16% | Distributing | N/A |
| Class EH | 1.50% | 0.16% | Distributing | N/A |
| Class M | 2.00% | 0.16% | Accumulating | N/A |
| Class MH | 2.00% | 0.16% | Accumulating | N/A |
| Class M2 | 2.50% | 0.16% | Accumulating | N/A |
| Class M2H | 2.50% | 0.16% | Accumulating | N/A |
| Class M3 | 2.50% | 0.16% | Distributing | N/A |
| Class M3H | 2.50% | 0.16% | Distributing | N/A |
| Privileged share classes | | | | |
| Class C | 0.75% | 0.16% | Distributing | N/A |
| Class CH | 0.75% | 0.16% | Distributing | N/A |
| Class Cx | 0.75% | 0.16% | Distributing | N/A |
| Class CxH | 0.75% | 0.16% | Distributing | N/A |
| Class F | 0.75% | 0.16% | Accumulating | N/A |
| Class FH | 0.75% | 0.16% | Accumulating | N/A |
| Class G | 0.75% | 0.16% | Distributing | N/A |
| Class GH | 0.75% | 0.16% | Distributing | N/A |
| Class S | 0.75% | 0.16% | Accumulating | N/A |
| Class SH | 0.75% | 0.16% | Accumulating | N/A |
| Institutional share classes | | | | |
| Class I | 0.80% | 0.12% | Accumulating | N/A |
| Class IH | 0.80% | 0.12% | Accumulating | N/A |
| Class IB | 0.80% | 0.12% | Distributing | N/A |
| Class IBx | 0.80% | 0.12% | Distributing | N/A |
| Class IBH | 0.80% | 0.12% | Distributing | N/A |
| Class IBxH | 0.80% | 0.12% | Distributing | N/A |
| Class IE | 0.80% | 0.12% | Distributing | N/A |
| Class K | 0.80% | 0.12% | Accumulating | N/A |
| Class KH | 0.80% | 0.12% | Accumulating | N/A |
| Class K1 | 0.80% | 0.12% | Accumulating | N/A |
| Class K1H | 0.80% | 0.12% | Accumulating | N/A |
| Class K2 | 0.80% | 0.12% | Accumulating | N/A |
| Class K2H | 0.80% | 0.12% | Accumulating | N/A |
| Class K3 | 0.80% | 0.12% | Accumulating | N/A |
| Class K3H | 0.80% | 0.12% | Accumulating | N/A |
| Class Z | 0.00% | 0.00% | Accumulating | N/A |
| Class ZH | 0.00% | 0.00% | Accumulating | N/A |
| Class ZB | 0.00% | 0.00% | Distributing | N/A |
| Class ZBH | 0.00% | 0.00% | Distributing | N/A |

See Section 3.1 for a more detailed description of all Fees and Expenses.

h) Robeco Smart Energy

Investment policy

Objective The Sub-fund has as its sustainable investment objective to further the transformation and decarbonization of the global energy sector through investments in clean energy production sources, energy efficient products and infrastructure as well as technologies supporting the electrification of the industrial, transportation and heating sectors. The foregoing is implemented by mainly investing in companies that advance the following United Nations Sustainable Development Goals (UN SDGs): Affordable and clean energy goal (SDG 7), Decent work and economic growth (SDG 8), Industry, innovation and infrastructure (SDG 9), Sustainable cities and communities (SDG 11) and Climate action (SDG 13). In addition to pursuing the sustainable investment objective, the Sub-fund at the same time aims to provide long term capital growth.

Strategy The Sub-fund will take exposure of at least two thirds of its total assets to equities of companies all over the world with high growth potential providing technologies for clean energy production, distribution, power management infrastructure and energy efficiency, which are at the very core of the Smart Energy investment case. This includes companies incorporated or having the major part of their business activities in mature economies (developed markets) as well as in developing economies (emerging markets) and which show an elevated degree of sustainability.

The Sub-fund has sustainable investment as its objective, within the meaning of Article 9 of the Regulation (EU) 2019/2088 of 27 November 2019 on sustainability-related disclosures in the financial sector. The Sub-fund strives for economic results, while at the same time pursuing sustainable investment objectives which are further explained in Appendix VIII. The strategy integrates sustainability criteria as part of the stock picking process and through a theme specific sustainability assessment. The thematic portfolio is built on the basis of the eligible investment universe of the underlying investment theme and an internally developed framework about which more information can be obtained via the website <https://www.robeco.com/en-int/sustainable-investing/sdgs>.

Smart refers to actively-managed Sub-funds investing in a selection of high-quality, attractively-priced securities of companies contributing to the transformation of their sector or which provide efficient or innovative alternatives. The securities selected for the Sub-fund's investment universe may be components of the benchmark, but securities outside the benchmark may be selected too. The investment policy is not constrained by a benchmark but the Sub-fund uses a benchmark for comparison purposes. The Portfolio Manager has discretion over the composition of the portfolio subject to the investment objectives. The Sub-fund can deviate substantially from the issuer, country and sector weightings of the benchmark. There are no restrictions on the deviation from the benchmark.

The benchmark is a broad market weighted index that is not consistent with the sustainable objective of the Sub-fund. The Sub-fund will use the Custom Bloomberg Climate Transition Benchmark to monitor the carbon profile of the Sub-fund. The Custom Bloomberg Climate Transition Benchmark is consistent with the low carbon sustainable investment objective of the Sub-fund. It differs from a broad market index in that the latter does not take into account in its methodology any criteria for alignment with the Paris Agreement on greenhouse gas emission reduction and related exclusions. The methodology used for the calculation of the index can be obtained via the website <https://www.robeco.com/docm/smart-climate-transition-benchmark-methodology.pdf>

*Financial Instruments
and Investment
Restrictions*

With due consideration given to the investment restrictions and to the extent permitted by the applicable legislation, the Sub-fund may invest in equities, convertible bonds, bonds, units of UCITS and/or other UCIs and derivatives to achieve the investment goals of the Sub-fund.

The Sub-fund is allowed to invest in money market instruments, bank deposits (other than deposits at sight) and other eligible liquid assets for treasury purposes and in case of unfavourable market conditions.

The Sub-fund may hold up to 20% of its net assets in ancillary liquid assets (bank deposits at sight, such as cash held in current accounts). Under exceptionally unfavourable market conditions and if justified in the interest of the Shareholders, the Sub-fund may temporarily exceed the aforementioned limit for investment in ancillary liquid assets and other liquid instruments.

For the purpose of gaining exposure to shares of companies of the People's Republic of China ("PRC") listed in China, the Sub-fund may invest up to 10% of its net assets in China A-shares (via QFI and/or Stock Connect programmes) and China B-shares issued by companies in the PRC and listed on PRC stock exchanges. At least one month's prior notice will be given to Investors if the Sub-fund intends to invest more than 10% of its net assets in China A-shares and China B-shares and the Prospectus will be updated accordingly.

Except for a maximum of 10% of its net assets (as permitted by investment restriction I (2) in Appendix II), the Sub-fund will (without limiting the possibility to invest in compliance with its investment policy in assets referred to under investment restrictions I (1) c), d), e) and f)) only invest in transferable securities and money market instruments traded or listed on markets falling under investment restrictions I (1) a) and b).

Exchange traded and over-the-counter derivatives are permitted, including but not limited to futures, swaps and currency forwards. Whilst the Sub-fund may use derivatives for hedging and liquidity management (including the usage to manage currency and market exposures in a cost-effective manner), it does not intend to utilize derivatives extensively for such purposes. The Sub-fund will use derivatives non-extensively in accordance with its investment policy and for efficiently managing the investments of the Sub-fund.

The Sub-fund will not invest directly in:

- options, and
- swaptions.

Currency The Sub-fund is exposed to the exchange rate movements of the currencies in which the assets of the Sub-fund are denominated. For the management of the Sub-fund, expectations of currency returns will be taken into consideration when making country allocations/stock selection decisions.

Profile of the typical Investor The Sub-fund is suitable for Investors who want their investment to fully contribute to a sustainable investment objective. It is also suitable for informed and/or experienced Investors wishing to attain defined investment objectives. The Sub-fund does not provide a capital guarantee. The Investor must be able to accept volatility. This Sub-fund is suitable for Investors who can afford to set aside the capital for at least 5-7 years. It can accommodate the investment objective of capital growth, income and/or portfolio diversification.

Please note that such information is provided for reference only and Investors should consider their own circumstances, including without limitation, their own risk tolerance level, financial circumstance, investment objective etc., before making any investment decisions. If in doubt, Investors should seek professional advice.

Risk profile of the Sub-fund In emerging and less developed markets the legal, judicial and regulatory infrastructure is still developing and there may be legal uncertainty both for local market participants and their overseas counterparts. Some markets may carry higher risks for Investors who should therefore ensure that, before investing, they understand the risks involved and are satisfied that despite the substantial risk of loss of investment, their investment is suitable as part of their portfolio.

This Sub-fund might invest in China A-shares. Investments in China A-shares carry increased risks, most notably liquidity and credit risks. For further information on these risks, Investors should refer to the heading "Chinese markets risks" under "Section 4 – Risk Considerations" above.

Also, the investments in equity of companies may involve risks (for example linked to transferable securities and stock markets), such as exchange rates and volatility risks. The Sub-fund's investments are subject to market fluctuations. No assurance can, therefore, be given that the Sub-fund's investment objective will be achieved. It cannot be guaranteed either that the value of a Share in the Sub-fund will not fall below its value at the time of acquisition.

The sustainability risk profile can be split into different sustainability risk sources and is expressed using categories ranging from lowest risk till highest risk. The risk classification relates to both the probability and potential negative impact of sustainability risk on the portfolio return. The classification relates to the portfolio only: there is no comparison to any benchmark.

Robeco distinguishes between sustainability risk of companies and governments. For companies, there is a total risk classification, a classification of environmental risks, a classification of social risks, and a classification of governance risk. The classifications are based on a variety of Environmental,

Social, and Governance (ESG) issues provided by a third party that is specialized in the assessment of sustainability risks. The classification provides an indication of the probability and potential impact of an ESG event in the period of one year.

| <i>Company Risk</i> | ← <i>Lowest</i> | <i>Highest</i> → |
|-------------------------------|-----------------|------------------|
| Sustainability Risk (Overall) | | X |
| Environmental Risk | | X |
| Social Risk | | X |
| Governance Risk | | X |

Robeco makes use of a climate risk metric provided by a third party specialized in climate risk. Based on a 1.5-degrees decarbonization pathway, the potential impact of climate transition risk is estimated. This is a reflection of the potential decarbonization costs for the next 80 years, of which the heavy point is estimated to be approximately in 15 years. This impact on return is compared to the market risk profile of the Sub-fund and turned into risk classification.

| <i>Company Risk</i> | ← <i>Lowest</i> | <i>Highest</i> → |
|-------------------------|-----------------|------------------|
| Climate Transition Risk | | X |

Climate change leads to extreme weather events that may have a negative economic impact on investments. Based on a climate risk model provided by a third party specialized in climate risk, the physical risks that the portfolio is most vulnerable to are assessed. This Sub-fund's primary physical risks are (1) Coastal Flooding, (2) Extreme Heat, and (3) Tropical Cyclone.

Climate risk models are complex and surrounded by a high degree of uncertainty as result of assumptions and availability of data. As result, a change in the methodology may lead to a change in the risk classification. The climate risk model assesses the potential costs for decarbonizing for companies. Active policies and ambitions of companies are not taken into account contrary to the 'ESG' scores that focus on policies and ambitions.

| | |
|--------------------------------------|--|
| Risk considerations for the Sub-fund | <p>Investors should note that, in addition to the above mentioned risks, the Sub-fund may use derivatives for efficient portfolio management- and hedging purposes. Such investments are inherently volatile and the Sub-fund could potentially be exposed to additional risks and costs should the market move against it. Such market conditions could mean that Investors could, in certain circumstances, face minimal or no returns, or may even suffer a loss on such investments.</p> <p>The investment risk will be measured using quantitative techniques. The investment risk of using derivatives is also incorporated in these quantitative techniques. For more information regarding e.g. the exposure calculation method, the maximum leverage or the expected levels of leverage as a result of the use of derivatives as well as a brief explanation as to the basis for such calculation, please consult APPENDIX III – RISK MANAGEMENT PROCESS.</p> |
|--------------------------------------|--|

| | |
|-------------------|---|
| Portfolio Manager | The Management Company has appointed Robeco Schweiz AG as Portfolio Manager. Robeco Schweiz AG is in charge of the day-to-day management of the assets of the Sub-fund. The agreement with Robeco Schweiz AG shall terminate immediately on termination of the Management Company Services Agreement. |
|-------------------|---|

| | |
|---------------|-----|
| Base currency | EUR |
|---------------|-----|

| | |
|---|-----------------|
| Type of Currency Hedged Share Classes (H) | Portfolio Hedge |
|---|-----------------|

| Issue date | 30 October 2020 | | | |
|------------------------------------|-----------------|-------------|--------------|-------------------------|
| Share Classes | Management fee | Service fee | Type | Performance Fee portion |
| Regular share classes | | | | |
| Class A | 1.75% | 0.16% | Accumulating | N/A |
| Class AH | 1.75% | 0.16% | Accumulating | N/A |
| Class A1 | 1.75% | 0.16% | Distributing | N/A |
| Class A1H | 1.75% | 0.16% | Distributing | N/A |
| Class B | 1.50% | 0.16% | Distributing | N/A |
| Class BH | 1.50% | 0.16% | Distributing | N/A |
| Class D | 1.50% | 0.16% | Accumulating | N/A |
| Class DH | 1.50% | 0.16% | Accumulating | N/A |
| Class D2 | 1.75% | 0.16% | Accumulating | N/A |
| Class D2H | 1.75% | 0.16% | Accumulating | N/A |
| Class D3 | 1.75% | 0.16% | Distributing | N/A |
| Class D3H | 1.75% | 0.16% | Distributing | N/A |
| Class E | 1.50% | 0.16% | Distributing | N/A |
| Class EH | 1.50% | 0.16% | Distributing | N/A |
| Class M | 2.25% | 0.16% | Accumulating | N/A |
| Class MH | 2.25% | 0.16% | Accumulating | N/A |
| Class M2 | 2.25% | 0.16% | Accumulating | N/A |
| Class M2H | 2.50% | 0.16% | Accumulating | N/A |
| Class M3 | 2.50% | 0.16% | Distributing | N/A |
| Class M3H | 2.50% | 0.16% | Distributing | N/A |
| Privileged share classes | | | | |
| Class C | 0.75% | 0.16% | Distributing | N/A |
| Class CH | 0.75% | 0.16% | Distributing | N/A |
| Class Cx | 0.75% | 0.16% | Distributing | N/A |
| Class CxH | 0.75% | 0.16% | Distributing | N/A |
| Class F | 0.75% | 0.16% | Accumulating | N/A |
| Class FH | 0.75% | 0.16% | Accumulating | N/A |
| Class G | 0.75% | 0.16% | Distributing | N/A |
| Class GH | 0.75% | 0.16% | Distributing | N/A |
| Class S | 0.75% | 0.16% | Accumulating | N/A |
| Class SH | 0.75% | 0.16% | Accumulating | N/A |
| Class X | 0.60% | 0.16% | Accumulating | N/A |
| Class XH | 0.75% | 0.16% | Accumulating | N/A |
| Institutional share classes | | | | |
| Class I | 0.80% | 0.12% | Accumulating | N/A |
| Class IH | 0.80% | 0.12% | Accumulating | N/A |
| Class IB | 0.80% | 0.12% | Distributing | N/A |
| Class IBx | 0.80% | 0.12% | Distributing | N/A |
| Class IBH | 0.80% | 0.12% | Distributing | N/A |
| Class IBxH | 0.80% | 0.12% | Distributing | N/A |
| Class IE | 0.80% | 0.12% | Distributing | N/A |
| Class K | 0.80% | 0.12% | Accumulating | N/A |
| Class KH | 0.80% | 0.12% | Accumulating | N/A |
| Class K1 | 0.80% | 0.12% | Accumulating | N/A |
| Class K1H | 0.80% | 0.12% | Accumulating | N/A |
| Class K2 | 0.80% | 0.12% | Accumulating | N/A |
| Class K2H | 0.80% | 0.12% | Accumulating | N/A |
| Class K3 | 0.80% | 0.12% | Accumulating | N/A |
| Class K3H | 0.80% | 0.12% | Accumulating | N/A |
| Class Y | 0.80% | 0.12% | Accumulating | N/A |
| Class YH | 0.80% | 0.12% | Accumulating | N/A |
| Class Z | 0.00% | 0.00% | Accumulating | N/A |
| Class ZH | 0.00% | 0.00% | Accumulating | N/A |
| Class ZB | 0.00% | 0.00% | Distributing | N/A |
| Class ZBH | 0.00% | 0.00% | Distributing | N/A |

See Section 3.1 for a more detailed description of all Fees and Expenses.

i) Robeco Smart Materials

Investment policy

Objective The Sub-fund has as its sustainable investment objective to mitigate the resource scarcity challenge by investing in innovative materials and process technologies that use less or substitute resources, are more scalable and support decarbonization, deliver efficiency gains and enable more circular systems including recycling and reuse of materials. The foregoing is implemented by mainly investing in companies that advance the following United Nations Sustainable Development Goals (UN SDGs): Decent work and economic growth (SDG 8), Industry, innovation and infrastructure (SDG 9), Sustainable cities and communities (SDG 11), and Responsible consumption and production (SDG 12) as well as Climate Action (SDG 13). In addition to pursuing the sustainable investment objective, the Sub-fund at the same time aims to provide long term capital growth.

Strategy The Sub-fund will take exposure of at least two thirds of its total assets to equities of companies all over the world which operate or benefit from developments in technologies, products or services relating to the extraction, transformation or efficient processing of innovative materials, technologies enabling more automation and efficiency in industrial manufacturing as well as the recycling and reuse of materials. This includes companies incorporated or having the major part of their business activities in mature economies (developed markets) as well as in developing economies (emerging markets) and which show an elevated degree of sustainability.

The Sub-fund has sustainable investment as its objective, within the meaning of Article 9 of the Regulation (EU) 2019/2088 of 27 November 2019 on sustainability-related disclosures in the financial sector. The Sub-fund strives for economic results, while at the same time pursuing sustainable investment objectives which are further explained in Appendix VIII The strategy integrates sustainability criteria as part of the stock picking process and through a theme specific sustainability assessment The thematic portfolio is built on the basis of the eligible investment universe of the underlying investment theme and an internally developed framework about which more information can be obtained via the website <https://www.robeco.com/en-int/sustainable-investing/sdgs>.

Smart refers to actively-managed Sub-funds investing in a selection of high-quality, attractively-priced securities of companies contributing to the transformation of their sector or which provide efficient or innovative alternatives. The securities selected for the Sub-fund's investment universe may be components of the benchmark, but securities outside the benchmark may be selected too. The investment policy is not constrained by a benchmark but the Sub-fund uses a benchmark for comparison purposes. The Portfolio Manager has discretion over the composition of the portfolio subject to the investment objectives. The Sub-fund can deviate substantially from the issuer, country and sector weightings of the benchmark. There are no restrictions on the deviation from the benchmark.

The benchmark is a broad market weighted index that is not consistent with the sustainable objective of the Sub-fund. The Sub-fund will use the Custom Bloomberg Climate Transition Benchmark to monitor the carbon profile of the Sub-fund. The Custom Bloomberg Climate Transition Benchmark is consistent with the low carbon sustainable investment objective of the Sub-fund. It differs from a broad market index in that the latter does not take into account in its methodology any criteria for alignment with the Paris Agreement on greenhouse gas emission reduction and related exclusions. The methodology used for the calculation of the index can be obtained via the website <https://www.robeco.com/docm/smart-climate-transition-benchmark-methodology.pdf>

*Financial Instruments
and Investment
Restrictions*

With due consideration given to the investment restrictions and to the extent permitted by the applicable legislation, the Sub-fund may invest in equities, convertible bonds, bonds, units of UCITS and/or other UCIs and derivatives to achieve the investment goals of the Sub-fund.

The Sub-fund is allowed to invest in money market instruments, bank deposits (other than deposits at sight) and other eligible liquid assets for treasury purposes and in case of unfavourable market conditions.

The Sub-fund may hold up to 20% of its net assets in ancillary liquid assets (bank deposits at sight, such as cash held in current accounts). Under exceptionally unfavourable market conditions and if justified in the interest of the Shareholders, the Sub-fund may temporarily exceed the aforementioned limit for investment in ancillary liquid assets and other liquid instruments.

For the purpose of gaining exposure to shares of companies of the People's Republic of China ("PRC") listed in China, the Sub-fund may invest up to 10% of its net assets in China A-shares (via QFI and/or Stock Connect programmes) and China B-shares issued by companies in the PRC and listed on PRC stock exchanges. At least one month's prior notice will be given to Investors if the Sub-fund intends to invest more than 10% of its net assets in China A-shares and China B-shares and the Prospectus will be updated accordingly.

Except for a maximum of 10% of its net assets (as permitted by investment restriction I (2) in Appendix II), the Sub-fund will (without limiting the possibility to invest in compliance with its investment policy in assets referred to under investment restrictions I (1) c), d), e) and f)) only invest in transferable securities and money market instruments traded or listed on markets falling under investment restrictions I (1) a) and b).

Exchange traded and over-the-counter derivatives are permitted, including but not limited to futures, swaps and currency forwards. Whilst the Sub-fund may use derivatives for hedging and liquidity management (including the usage to manage currency and market exposures in a cost-effective manner), it does not intend to utilize derivatives extensively for such purposes. The Sub-fund will use derivatives non-extensively in accordance with its investment policy and for efficiently managing the investments of the Sub-fund.

The Sub-fund will not invest directly in:

- options, and
- swaptions.

Currency The Sub-fund is exposed to the exchange rate movements of the currencies in which the assets of the Sub-fund are denominated. For the management of the Sub-fund, expectations of currency returns will be taken into consideration when making country allocations/stock selection decisions.

Profile of the typical Investor The Sub-fund is suitable for Investors who want their investment to fully contribute to a sustainable investment objective. It is also suitable for informed and/or experienced Investors wishing to attain defined investment objectives. The Sub-fund does not provide a capital guarantee. The Investor must be able to accept volatility. This Sub-fund is suitable for Investors who can afford to set aside the capital for at least 5-7 years. It can accommodate the investment objective of capital growth, income and/or portfolio diversification.

Please note that such information is provided for reference only and Investors should consider their own circumstances, including without limitation, their own risk tolerance level, financial circumstance, investment objective etc., before making any investment decisions. If in doubt, Investors should seek professional advice.

Risk profile of the Sub-fund In emerging and less developed markets the legal, judicial and regulatory infrastructure is still developing and there may be legal uncertainty both for local market participants and their overseas counterparts. Some markets may carry higher risks for Investors who should therefore ensure that, before investing, they understand the risks involved and are satisfied that despite the substantial risk of loss of investment, their investment is suitable as part of their portfolio.

This Sub-fund might invest in China A-shares. Investments in China A-shares carry increased risks, most notably liquidity and credit risks. For further information on these risks, Investors should refer to the heading "Chinese markets risks" under "Section 4 – Risk Considerations" above.

Also, the investments in equity of companies may involve risks (for example linked to transferable securities and stock markets), such as exchange rates and volatility risks. The Sub-fund's investments are subject to market fluctuations. No assurance can, therefore, be given that the Sub-fund's investment objective will be achieved. It cannot be guaranteed either that the value of a Share in the Sub-fund will not fall below its value at the time of acquisition.

The sustainability risk profile can be split into different sustainability risk sources and is expressed using categories ranging from lowest risk till highest risk. The risk classification relates to both the probability and potential negative impact of sustainability risk on the portfolio return. The classification relates to the portfolio only: there is no comparison to any benchmark.

Robeco distinguishes between sustainability risk of companies and governments. For companies, there is a total risk classification, a classification of environmental risks, a classification of social risks, and a classification of governance risk. The classifications are based on a variety of Environmental,

Social, and Governance (ESG) issues provided by a third party that is specialized in the assessment of sustainability risks. The classification provides an indication of the probability and potential impact of an ESG event in the period of one year.

| <i>Company Risk</i> | ← <i>Lowest</i> | <i>Highest</i> → |
|-------------------------------|-----------------|------------------|
| Sustainability Risk (Overall) | X | |
| Environmental Risk | X | |
| Social Risk | X | |
| Governance Risk | X | |

Robeco makes use of a climate risk metric provided by a third party specialized in climate risk. Based on a 1.5-degrees decarbonization pathway, the potential impact of climate transition risk is estimated. This is a reflection of the potential decarbonization costs for the next 80 years, of which the heavy point is estimated to be approximately in 15 years. This impact on return is compared to the market risk profile of the Sub-fund and turned into risk classification.

| <i>Company Risk</i> | ← <i>Lowest</i> | <i>Highest</i> → |
|-------------------------|-----------------|------------------|
| Climate Transition Risk | X | |

Climate change leads to extreme weather events that may have a negative economic impact on investments. Based on a climate risk model provided by a third party specialized in climate risk, the physical risks that the portfolio is most vulnerable to are assessed. This Sub-fund's primary physical risks are (1) Extreme Heat, (2) Coastal Flooding, and (3) Tropical Cyclone.

Climate risk models are complex and surrounded by a high degree of uncertainty as result of assumptions and availability of data. As result, a change in the methodology may lead to a change in the risk classification. The climate risk model assesses the potential costs for decarbonizing for companies. Active policies and ambitions of companies are not taken into account contrary to the 'ESG' scores that focus on policies and ambitions.

| | |
|--------------------------------------|--|
| Risk considerations for the Sub-fund | <p>Investors should note that, in addition to the above mentioned risks, the Sub-fund may use derivatives for efficient portfolio management- and hedging purposes. Such investments are inherently volatile and the Sub-fund could potentially be exposed to additional risks and costs should the market move against it. Such market conditions could mean that Investors could, in certain circumstances, face minimal or no returns, or may even suffer a loss on such investments.</p> <p>The investment risk will be measured using quantitative techniques. The investment risk of using derivatives is also incorporated in these quantitative techniques. For more information regarding e.g. the exposure calculation method, the maximum leverage or the expected levels of leverage as a result of the use of derivatives as well as a brief explanation as to the basis for such calculation, please consult APPENDIX III – RISK MANAGEMENT PROCESS.</p> |
|--------------------------------------|--|

| | |
|-------------------|---|
| Portfolio Manager | The Management Company has appointed Robeco Schweiz AG as Portfolio Manager. Robeco Schweiz AG is in charge of the day-to-day management of the assets of the Sub-fund. The agreement with Robeco Schweiz AG shall terminate immediately on termination of the Management Company Services Agreement. |
|-------------------|---|

| | |
|---------------|-----|
| Base currency | EUR |
|---------------|-----|

| | |
|---|-----------------|
| Type of Currency Hedged Share Classes (H) | Portfolio Hedge |
|---|-----------------|

| Issue date | 30 October 2020 | | | |
|------------------------------------|-----------------|-------------|--------------|-------------------------|
| Share Classes | Management fee | Service fee | Type | Performance Fee portion |
| Regular share classes | | | | |
| Class A | 1.75% | 0.16% | Accumulating | N/A |
| Class AH | 1.75% | 0.16% | Accumulating | N/A |
| Class A1 | 1.75% | 0.16% | Distributing | N/A |
| Class A1H | 1.75% | 0.16% | Distributing | N/A |
| Class B | 1.50% | 0.16% | Distributing | N/A |
| Class BH | 1.50% | 0.16% | Distributing | N/A |
| Class D | 1.50% | 0.16% | Accumulating | N/A |
| Class DH | 1.50% | 0.16% | Accumulating | N/A |
| Class D2 | 1.75% | 0.16% | Accumulating | N/A |
| Class D2H | 1.75% | 0.16% | Accumulating | N/A |
| Class D3 | 1.75% | 0.16% | Distributing | N/A |
| Class D3H | 1.75% | 0.16% | Distributing | N/A |
| Class E | 1.50% | 0.16% | Distributing | N/A |
| Class EH | 1.50% | 0.16% | Distributing | N/A |
| Class M | 2.25% | 0.16% | Accumulating | N/A |
| Class MH | 2.25% | 0.16% | Accumulating | N/A |
| Class M2 | 2.25% | 0.16% | Accumulating | N/A |
| Class M2H | 2.50% | 0.16% | Accumulating | N/A |
| Class M3 | 2.50% | 0.16% | Distributing | N/A |
| Class M3H | 2.50% | 0.16% | Distributing | N/A |
| Privileged share classes | | | | |
| Class C | 0.75% | 0.16% | Distributing | N/A |
| Class CH | 0.75% | 0.16% | Distributing | N/A |
| Class Cx | 0.75% | 0.16% | Distributing | N/A |
| Class CxH | 0.75% | 0.16% | Distributing | N/A |
| Class F | 0.75% | 0.16% | Accumulating | N/A |
| Class FH | 0.75% | 0.16% | Accumulating | N/A |
| Class G | 0.75% | 0.16% | Distributing | N/A |
| Class GH | 0.75% | 0.16% | Distributing | N/A |
| Class S | 0.75% | 0.16% | Accumulating | N/A |
| Class SH | 0.75% | 0.16% | Accumulating | N/A |
| Institutional share classes | | | | |
| Class I | 0.80% | 0.12% | Accumulating | N/A |
| Class IH | 0.80% | 0.12% | Accumulating | N/A |
| Class IB | 0.80% | 0.12% | Distributing | N/A |
| Class IBx | 0.80% | 0.12% | Distributing | N/A |
| Class IBH | 0.80% | 0.12% | Distributing | N/A |
| Class IBxH | 0.80% | 0.12% | Distributing | N/A |
| Class IE | 0.80% | 0.12% | Distributing | N/A |
| Class K | 0.80% | 0.12% | Accumulating | N/A |
| Class KH | 0.80% | 0.12% | Accumulating | N/A |
| Class K1 | 0.80% | 0.12% | Accumulating | N/A |
| Class K1H | 0.80% | 0.12% | Accumulating | N/A |
| Class K2 | 0.80% | 0.12% | Accumulating | N/A |
| Class K2H | 0.80% | 0.12% | Accumulating | N/A |
| Class K3 | 0.80% | 0.12% | Accumulating | N/A |
| Class K3H | 0.80% | 0.12% | Accumulating | N/A |
| Class Y | 0.80% | 0.12% | Accumulating | N/A |
| Class YE | 0.80% | 0.12% | Distributing | N/A |
| Class Z | 0.00% | 0.00% | Accumulating | N/A |
| Class ZH | 0.00% | 0.00% | Accumulating | N/A |
| Class ZB | 0.00% | 0.00% | Distributing | N/A |
| Class ZBH | 0.00% | 0.00% | Distributing | N/A |

See Section 3.1 for a more detailed description of all Fees and Expenses.

j) Robeco Smart Mobility

Investment policy

Objective The Sub-fund has as its sustainable investment objective to support the transformation and decarbonization of the global transportation sector by investing in technologies enabling its electrification as well as in developments in the fields of connectivity and autonomous driving helping to reduce pollution, decongest cities and improve traffic safety. The foregoing is implemented by mainly investing in companies that advance the following United Nations Sustainable Development Goals (UN SDGs): Affordable and Clean Energy goal (SDG 7), Decent work and economic growth (SDG 8), Industry, innovation and infrastructure (SDG 9), Sustainable cities and communities (SDG 11), as well as Climate action (SDG 13). In addition to pursuing the sustainable investment objective, the Sub-fund at the same time aims to provide long term capital growth.

Strategy The Sub-fund will take exposure of at least two thirds of its total assets to equities of companies all over the world which operate or benefit from developments in technologies, infrastructure, products or services in the field of future-oriented mobility systems (e.g. electric vehicles, autonomous driving, shared mobility). This includes companies incorporated or having the major part of their business activities in mature economies (developed markets) as well as in developing economies (emerging markets) and which show an elevated degree of sustainability.

The Sub-fund has sustainable investment as its objective, within the meaning of Article 9 of the Regulation (EU) 2019/2088 of 27 November 2019 on sustainability-related disclosures in the financial sector. The Sub-fund strives for economic results, while at the same time pursuing sustainable investment objectives which are further explained in Appendix VIII. The strategy integrates sustainability criteria as part of the stock picking process and through a theme specific sustainability assessment. The thematic portfolio is built on the basis of the eligible investment universe of the underlying investment theme and an internally developed framework about which more information can be obtained via the website <https://www.robeco.com/en-int/sustainable-investing/sdgs>.

Smart refers to actively-managed Sub-funds investing in a selection of high-quality, attractively-priced securities of companies contributing to the transformation of their sector or which provide efficient or innovative alternatives. The securities selected for the Sub-fund's investment universe may be components of the benchmark, but securities outside the benchmark may be selected too. The investment policy is not constrained by a benchmark but the Sub-fund uses a benchmark for comparison purposes. The Portfolio Manager has discretion over the composition of the portfolio subject to the investment objectives. The Sub-fund can deviate substantially from the issuer, country and sector weightings of the benchmark. There are no restrictions on the deviation from the benchmark.

The benchmark is a broad market weighted index that is not consistent with the sustainable objective of the Sub-fund. The Sub-fund will use the Custom Bloomberg Climate Transition Benchmark to monitor the carbon profile of the Sub-fund. The Custom Bloomberg Climate Transition Benchmark is consistent with the low carbon sustainable investment objective of the Sub-fund. It differs from a broad market index in that the latter does not take into account in its methodology any criteria for alignment with the Paris Agreement on greenhouse gas emission reduction and related exclusions. The methodology used for the calculation of the index can be obtained via the website <https://www.robeco.com/docm/smart-climate-transition-benchmark-methodology.pdf>

*Financial Instruments
and Investment
Restrictions*

With due consideration given to the investment restrictions and to the extent permitted by the applicable legislation, the Sub-fund may invest in equities, convertible bonds, bonds, units of UCITS and/or other UCIs and derivatives to achieve the investment goals of the Sub-fund.

The Sub-fund is allowed to invest in money market instruments, bank deposits (other than deposits at sight) and other eligible liquid assets for treasury purposes and in case of unfavourable market conditions.

The Sub-fund may hold up to 20% of its net assets in ancillary liquid assets (bank deposits at sight, such as cash held in current accounts). Under exceptionally unfavourable market conditions and if justified in the interest of the Shareholders, the Sub-fund may temporarily exceed the aforementioned limit for investment in ancillary liquid assets and other liquid instruments.

For the purpose of gaining exposure to shares of companies of the People's Republic of China ("PRC") listed in China, the Sub-fund may invest up to 10% of its net assets in China A-shares (via QFI and/or Stock Connect programmes) and China B-shares issued by companies in the PRC and listed on PRC stock exchanges. At least one month's prior notice will be given to Investors if the Sub-fund intends to invest more than 10% of its net assets in China A-shares and China B-shares and the Prospectus will be updated accordingly.

Except for a maximum of 10% of its net assets (as permitted by investment restriction I (2) in Appendix II), the Sub-fund will (without limiting the possibility to invest in compliance with its investment policy in assets referred to under investment restrictions I (1) c), d), e) and f)) only invest in transferable securities and money market instruments traded or listed on markets falling under investment restrictions I (1) a) and b).

Exchange traded and over-the-counter derivatives are permitted, including but not limited to futures, swaps and currency forwards. Whilst the Sub-fund may use derivatives for hedging and liquidity management (including the usage to manage currency and market exposures in a cost-effective manner), it does not intend to utilize derivatives extensively for such purposes. The Sub-fund will use derivatives non-extensively in accordance with its investment policy and for efficiently managing the investments of the Sub-fund.

The Sub-fund will not invest directly in:

- options, and
- swaptions.

Currency The Sub-fund is exposed to the exchange rate movements of the currencies in which the assets of the Sub-fund are denominated. For the management of the Sub-fund, expectations of currency returns will be taken into consideration when making country allocations/stock selection decisions.

Profile of the typical Investor The Sub-fund is suitable for Investors who want their investment to fully contribute to a sustainable investment objective. It is also suitable for informed and/or experienced Investors wishing to attain defined investment objectives. The Sub-fund does not provide a capital guarantee. The Investor must be able to accept volatility. This Sub-fund is suitable for Investors who can afford to set aside the capital for at least 5-7 years. It can accommodate the investment objective of capital growth, income and/or portfolio diversification.

Please note that such information is provided for reference only and Investors should consider their own circumstances, including without limitation, their own risk tolerance level, financial circumstance, investment objective etc., before making any investment decisions. If in doubt, Investors should seek professional advice.

Risk profile of the Sub-fund In emerging and less developed markets the legal, judicial and regulatory infrastructure is still developing and there may be legal uncertainty both for local market participants and their overseas counterparts. Some markets may carry higher risks for Investors who should therefore ensure that, before investing, they understand the risks involved and are satisfied that despite the substantial risk of loss of investment, their investment is suitable as part of their portfolio.

This Sub-fund might invest in China A-shares. Investments in China A-shares carry increased risks, most notably liquidity and credit risks. For further information on these risks, Investors should refer to the heading "Chinese markets risks" under "Section 4 – Risk Considerations" above.

Also, the investments in equity of companies may involve risks (for example linked to transferable securities and stock markets), such as exchange rates and volatility risks. The Sub-fund's investments are subject to market fluctuations. No assurance can, therefore, be given that the Sub-fund's investment objective will be achieved. It cannot be guaranteed either that the value of a Share in the Sub-fund will not fall below its value at the time of acquisition.

The sustainability risk profile can be split into different sustainability risk sources and is expressed using categories ranging from lowest risk till highest risk. The risk classification relates to both the probability and potential negative impact of sustainability risk on the portfolio return. The classification relates to the portfolio only: there is no comparison to any benchmark.

Robeco distinguishes between sustainability risk of companies and governments. For companies, there is a total risk classification, a classification of environmental risks, a classification of social risks, and a classification of governance risk. The classifications are based on a variety of Environmental,

Social, and Governance (ESG) issues provided by a third party that is specialized in the assessment of sustainability risks. The classification provides an indication of the probability and potential impact of an ESG event in the period of one year.

| <i>Company Risk</i> | ← <i>Lowest</i> | <i>Highest</i> → |
|-------------------------------|-----------------|------------------|
| Sustainability Risk (Overall) | | X |
| Environmental Risk | | X |
| Social Risk | X | |
| Governance Risk | X | |

Robeco makes use of a climate risk metric provided by a third party specialized in climate risk. Based on a 1.5-degrees decarbonization pathway, the potential impact of climate transition risk is estimated. This is a reflection of the potential decarbonization costs for the next 80 years, of which the heavy point is estimated to be approximately in 15 years. This impact on return is compared to the market risk profile of the Sub-fund and turned into risk classification.

| <i>Company Risk</i> | ← <i>Lowest</i> | <i>Highest</i> → |
|-------------------------|-----------------|------------------|
| Climate Transition Risk | X | |

Climate change leads to extreme weather events that may have a negative economic impact on investments. Based on a climate risk model provided by a third party specialized in climate risk, the physical risks that the portfolio is most vulnerable to are assessed. This Sub-fund's primary physical risks are (1) Extreme Heat, (2) Coastal Flooding, and (3) Tropical Cyclone.

Climate risk models are complex and surrounded by a high degree of uncertainty as result of assumptions and availability of data. As result, a change in the methodology may lead to a change in the risk classification. The climate risk model assesses the potential costs for decarbonizing for companies. Active policies and ambitions of companies are not taken into account contrary to the 'ESG' scores that focus on policies and ambitions.

| | |
|--------------------------------------|--|
| Risk considerations for the Sub-fund | <p>Investors should note that, in addition to the above mentioned risks, the Sub-fund may use derivatives for efficient portfolio management- and hedging purposes. Such investments are inherently volatile and the Sub-fund could potentially be exposed to additional risks and costs should the market move against it. Such market conditions could mean that Investors could, in certain circumstances, face minimal or no returns, or may even suffer a loss on such investments.</p> <p>The investment risk will be measured using quantitative techniques. The investment risk of using derivatives is also incorporated in these quantitative techniques. For more information regarding e.g. the exposure calculation method, the maximum leverage or the expected levels of leverage as a result of the use of derivatives as well as a brief explanation as to the basis for such calculation, please consult APPENDIX III – RISK MANAGEMENT PROCESS.</p> |
|--------------------------------------|--|

| | |
|-------------------|---|
| Portfolio Manager | The Management Company has appointed Robeco Schweiz AG as Portfolio Manager. Robeco Schweiz AG is in charge of the day-to-day management of the assets of the Sub-fund. The agreement with Robeco Schweiz AG shall terminate immediately on termination of the Management Company Services Agreement. |
|-------------------|---|

| | |
|---------------|-----|
| Base currency | EUR |
|---------------|-----|

| | |
|---|-----------------|
| Type of Currency Hedged Share Classes (H) | Portfolio Hedge |
|---|-----------------|

| Issue date | 30 October 2020 | | | |
|------------------------------------|-----------------|-------------|--------------|-------------------------|
| Share Classes | Management fee | Service fee | Type | Performance Fee portion |
| Regular share classes | | | | |
| Class A | 1.75% | 0.16% | Accumulating | N/A |
| Class AH | 1.75% | 0.16% | Accumulating | N/A |
| Class A1 | 1.75% | 0.16% | Distributing | N/A |
| Class A1H | 1.75% | 0.16% | Distributing | N/A |
| Class B | 1.50% | 0.16% | Distributing | N/A |
| Class BH | 1.50% | 0.16% | Distributing | N/A |
| Class D | 1.50% | 0.16% | Accumulating | N/A |
| Class DH | 1.50% | 0.16% | Accumulating | N/A |
| Class D2 | 1.75% | 0.16% | Accumulating | N/A |
| Class D2H | 1.75% | 0.16% | Accumulating | N/A |
| Class D3 | 1.75% | 0.16% | Distributing | N/A |
| Class D3H | 1.75% | 0.16% | Distributing | N/A |
| Class E | 1.50% | 0.16% | Distributing | N/A |
| Class EH | 1.50% | 0.16% | Distributing | N/A |
| Class M | 2.25% | 0.16% | Accumulating | N/A |
| Class MH | 2.25% | 0.16% | Accumulating | N/A |
| Class M2 | 2.25% | 0.16% | Accumulating | N/A |
| Class M2H | 2.50% | 0.16% | Accumulating | N/A |
| Class M3 | 2.50% | 0.16% | Distributing | N/A |
| Class M3H | 2.50% | 0.16% | Distributing | N/A |
| Privileged share classes | | | | |
| Class C | 0.75% | 0.16% | Distributing | N/A |
| Class CH | 0.75% | 0.16% | Distributing | N/A |
| Class Cx | 0.75% | 0.16% | Distributing | N/A |
| Class CxH | 0.75% | 0.16% | Distributing | N/A |
| Class F | 0.75% | 0.16% | Accumulating | N/A |
| Class FH | 0.75% | 0.16% | Accumulating | N/A |
| Class G | 0.75% | 0.16% | Distributing | N/A |
| Class GH | 0.75% | 0.16% | Distributing | N/A |
| Class S | 0.42% | 0.16% | Accumulating | N/A |
| Class SH | 0.75% | 0.16% | Accumulating | N/A |
| Institutional share classes | | | | |
| Class I | 0.80% | 0.12% | Accumulating | N/A |
| Class IH | 0.80% | 0.12% | Accumulating | N/A |
| Class IB | 0.80% | 0.12% | Distributing | N/A |
| Class IBx | 0.80% | 0.12% | Distributing | N/A |
| Class IBH | 0.80% | 0.12% | Distributing | N/A |
| Class IBxH | 0.80% | 0.12% | Distributing | N/A |
| Class IE | 0.80% | 0.12% | Distributing | N/A |
| Class K | 0.80% | 0.12% | Accumulating | N/A |
| Class KH | 0.80% | 0.12% | Accumulating | N/A |
| Class K1 | 0.80% | 0.12% | Accumulating | N/A |
| Class K1H | 0.80% | 0.12% | Accumulating | N/A |
| Class K2 | 0.80% | 0.12% | Accumulating | N/A |
| Class K2H | 0.80% | 0.12% | Accumulating | N/A |
| Class K3 | 0.80% | 0.12% | Accumulating | N/A |
| Class K3H | 0.80% | 0.12% | Accumulating | N/A |
| Class Z | 0.00% | 0.00% | Accumulating | N/A |
| Class ZH | 0.00% | 0.00% | Accumulating | N/A |
| Class ZB | 0.00% | 0.00% | Distributing | N/A |
| Class ZBH | 0.00% | 0.00% | Distributing | N/A |

See Section 3.1 for a more detailed description of all Fees and Expenses

k) Robeco Sustainable Healthy Living

Investment policy

Objective The Sub-fund has as its sustainable investment objective to promote good health and well-being and contribute to an efficient healthcare system in order to mitigate the rising incidence of lifestyle-driven chronic diseases and increasing healthcare costs, by investing in companies that provide technologies, products or services linked to the prevention of disease via eating healthier diets, exercising regularly and reducing the spread of infectious diseases with hygiene measures. The foregoing is implemented by mainly investing in companies that advance the following United Nations Sustainable Development Goals (UN SDGs): Zero hunger (SDG 2), Good health and well-being (SDG 3), and Clean water and sanitation (SDG 6). In addition to pursuing the sustainable investment objective, the Sub-fund at the same time aims to provide long term capital growth.

Strategy

The Sub-fund will take exposure of at least two thirds of its total assets to equities of companies all over the world which operate or benefit from developments in technologies, products or services in the areas of healthy nutrition, health treatment, diagnosis and system efficiency, or physical activities, and good hygiene. This includes companies incorporated or having the major part of their business activities in mature economies (developed markets) as well as in developing economies (emerging markets) and which show an elevated degree of sustainability.

The Sub-fund has sustainable investment as its objective, within the meaning of Article 9 of the Regulation (EU) 2019/2088 of 27 November 2019 on sustainability-related disclosures in the financial sector. The Sub-fund strives for economic results, while at the same time pursuing sustainable investment objectives which are further explained in Appendix VIII. The strategy integrates sustainability criteria as part of the stock picking process and through a theme specific sustainability assessment. The thematic portfolio is built on the basis of the eligible investment universe of the underlying investment theme and an internally developed framework about which more information can be obtained via the website <https://www.robeco.com/en-int/sustainable-investing/sdgs>.

The Sub-fund is actively managed. The securities selected for the Sub-fund's investment universe may be components of the benchmark, but securities outside the benchmark may be selected too. The investment policy is not constrained by a benchmark but the Sub-fund uses a benchmark for comparison purposes. The Portfolio Manager has discretion over the composition of the portfolio subject to the investment objectives. The Sub-fund can deviate substantially from the issuer, country and sector weightings of the benchmark. There are no restrictions on the deviation from the benchmark.

The benchmark is a broad market weighted index that is not consistent with the sustainable objective of the Sub-fund.

Financial Instruments and Investment Restrictions

With due consideration given to the investment restrictions and to the extent permitted by the applicable legislation, the Sub-fund may invest in equities, convertible bonds, bonds, units of UCITS and/or other UCIs and derivatives to achieve the investment goals of the Sub-fund.

The Sub-fund is allowed to invest in money market instruments, bank deposits (other than deposits at sight) and other eligible liquid assets for treasury purposes and in case of unfavourable market conditions.

The Sub-fund may hold up to 20% of its net assets in ancillary liquid assets (bank deposits at sight, such as cash held in current accounts). Under exceptionally unfavourable market conditions and if justified in the interest of the Shareholders, the Sub-fund may temporarily exceed the aforementioned limit for investment in ancillary liquid assets and other liquid instruments.

For the purpose of gaining exposure to shares of companies of the People's Republic of China ("PRC") listed in China, the Sub-fund may invest up to 10% of its net assets in China A-shares (via QFI and/or Stock Connect programmes) and China B-shares issued by companies in the PRC and listed on PRC stock exchanges. At least one month's prior notice will be given to Investors if the Sub-fund intends to invest more than 10% of its net assets in China A-shares and China B-shares and the Prospectus will be updated accordingly.

Except for a maximum of 10% of its net assets (as permitted by investment restriction I (2) in Appendix II), the Sub-fund will (without limiting the possibility to invest in compliance with its investment policy in assets referred to under investment restrictions I (1) c), d), e) and f)) only invest

in transferable securities and money market instruments traded or listed on markets falling under investment restrictions I (1) a) and b).

Exchange traded and over-the-counter derivatives are permitted, including but not limited to futures, swaps and currency forwards. Whilst the Sub-fund may use derivatives for hedging and liquidity management (including the usage to manage currency and market exposures in a cost-effective manner), it does not intend to utilize derivatives extensively for such purposes. The Sub-fund will use derivatives non-extensively in accordance with its investment policy and for efficiently managing the investments of the Sub-fund.

The Sub-fund will not invest directly in:

- options, and
- swaptions.

Currency The Sub-fund is exposed to the exchange rate movements of the currencies in which the assets of the Sub-fund are denominated. For the management of the Sub-fund, expectations of currency returns will be taken into consideration when making country allocations/stock selection decisions.

Profile of the typical Investor The Sub-fund is suitable for Investors who want their investment to fully contribute to a sustainable investment objective. It is also suitable for informed and/or experienced Investors wishing to attain defined investment objectives. The Sub-fund does not provide a capital guarantee. The Investor must be able to accept volatility. This Sub-fund is suitable for Investors who can afford to set aside the capital for at least 5-7 years. It can accommodate the investment objective of capital growth, income and/or portfolio diversification.

Please note that such information is provided for reference only and Investors should consider their own circumstances, including without limitation, their own risk tolerance level, financial circumstance, investment objective etc., before making any investment decisions. If in doubt, Investors should seek professional advice.

Risk profile of the Sub-fund In emerging and less developed markets the legal, judicial and regulatory infrastructure is still developing and there may be legal uncertainty both for local market participants and their overseas counterparts. Some markets may carry higher risks for Investors who should therefore ensure that, before investing, they understand the risks involved and are satisfied that despite the substantial risk of loss of investment, their investment is suitable as part of their portfolio.

This Sub-fund might invest in China A-shares. Investments in China A-shares carry increased risks, most notably liquidity and credit risks. For further information on these risks, Investors should refer to the heading "Chinese markets risks" under "Section 4 – Risk Considerations" above.

Also, the investments in equity of companies may involve risks (for example linked to transferable securities and stock markets), such as exchange rates and volatility risks. The Sub-fund's investments are subject to market fluctuations. No assurance can, therefore, be given that the Sub-fund's investment objective will be achieved. It cannot be guaranteed either that the value of a Share in the Sub-fund will not fall below its value at the time of acquisition.

The sustainability risk profile can be split into different sustainability risk sources and is expressed using categories ranging from lowest risk till highest risk. The risk classification relates to both the probability and potential negative impact of sustainability risk on the portfolio return. The classification relates to the portfolio only: there is no comparison to any benchmark.

Robeco distinguishes between sustainability risk of companies and governments. For companies, there is a total risk classification, a classification of environmental risks, a classification of social risks, and a classification of governance risk. The classifications are based on a variety of Environmental, Social, and Governance (ESG) issues provided by a third party that is specialized in the assessment of sustainability risks. The classification provides an indication of the probability and potential impact of an ESG event in the period of one year.

| <i>Company Risk</i> | ← <i>Lowest</i> | <i>Highest</i> → |
|-------------------------------|-----------------|------------------|
| Sustainability Risk (Overall) | | X |
| Environmental Risk | X | |
| Social Risk | | X |

Governance Risk X

Robeco makes use of a climate risk metric provided by a third party specialized in climate risk. Based on a 1.5-degrees decarbonization pathway, the potential impact of climate transition risk is estimated. This is a reflection of the potential decarbonization costs for the next 80 years, of which the heavy point is estimated to be approximately in 15 years. This impact on return is compared to the market risk profile of the Sub-fund and turned into risk classification.

Company Risk ← Lowest Highest →
Climate Transition Risk X

Climate change leads to extreme weather events that may have a negative economic impact on investments. Based on a climate risk model provided by a third party specialized in climate risk, the physical risks that the portfolio is most vulnerable to are assessed. This Sub-fund's primary physical risks are (1) Extreme Heat, (2) Coastal Flooding, and (3) Tropical Cyclone.

Climate risk models are complex and surrounded by a high degree of uncertainty as result of assumptions and availability of data. As result, a change in the methodology may lead to a change in the risk classification. The climate risk model assesses the potential costs for decarbonizing for companies. Active policies and ambitions of companies are not taken into account contrary to the 'ESG' scores that focus on policies and ambitions.

Risk considerations for the Sub-fund Investors should note that, in addition to the above mentioned risks, the Sub-fund may use derivatives for efficient portfolio management- and hedging purposes. Such investments are inherently volatile and the Sub-fund could potentially be exposed to additional risks and costs should the market move against it. Such market conditions could mean that Investors could, in certain circumstances, face minimal or no returns, or may even suffer a loss on such investments.

The investment risk will be measured using quantitative techniques. The investment risk of using derivatives is also incorporated in these quantitative techniques. For more information regarding e.g. the exposure calculation method, the maximum leverage or the expected levels of leverage as a result of the use of derivatives as well as a brief explanation as to the basis for such calculation, please consult [APPENDIX III – RISK MANAGEMENT PROCESS](#).

Portfolio Manager The Management Company has appointed Robeco Schweiz AG as Portfolio Manager. Robeco Schweiz AG is in charge of the day-to-day management of the assets of the Sub-fund. The agreement with Robeco Schweiz AG shall terminate immediately on termination of the Management Company Services Agreement.

Base currency EUR

Type of Currency Hedged Share Classes (H) Portfolio Hedge

Issue date 30 October 2020

| Share Classes | Management fee | Service fee | Type | Performance Fee portion |
|-----------------------|----------------|-------------|--------------|-------------------------|
| Regular share classes | | | | |
| Class A | 1.75% | 0.16% | Accumulating | N/A |
| Class AH | 1.75% | 0.16% | Accumulating | N/A |
| Class A1 | 1.75% | 0.16% | Distributing | N/A |
| Class A1H | 1.75% | 0.16% | Distributing | N/A |
| Class B | 1.50% | 0.16% | Distributing | N/A |
| Class BH | 1.50% | 0.16% | Distributing | N/A |
| Class D | 1.50% | 0.16% | Accumulating | N/A |

| | | | | |
|-----------------------------|-------|-------|--------------|-----|
| Class DH | 1.50% | 0.16% | Accumulating | N/A |
| Class D2 | 1.75% | 0.16% | Accumulating | N/A |
| Class D2H | 1.75% | 0.16% | Accumulating | N/A |
| Class D3 | 1.75% | 0.16% | Distributing | N/A |
| Class D3H | 1.75% | 0.16% | Distributing | N/A |
| Class E | 1.50% | 0.16% | Distributing | N/A |
| Class EH | 1.50% | 0.16% | Distributing | N/A |
| Class M | 2.25% | 0.16% | Accumulating | N/A |
| Class MH | 2.25% | 0.16% | Accumulating | N/A |
| Class M2 | 2.25% | 0.16% | Accumulating | N/A |
| Class M2H | 2.50% | 0.16% | Accumulating | N/A |
| Class M3 | 2.50% | 0.16% | Distributing | N/A |
| Class M3H | 2.50% | 0.16% | Distributing | N/A |
| Privileged share classes | | | | |
| Class C | 0.75% | 0.16% | Distributing | N/A |
| Class CH | 0.75% | 0.16% | Distributing | N/A |
| Class Cx | 0.75% | 0.16% | Distributing | N/A |
| Class CxH | 0.75% | 0.16% | Distributing | N/A |
| Class F | 0.75% | 0.16% | Accumulating | N/A |
| Class FH | 0.75% | 0.16% | Accumulating | N/A |
| Class G | 0.75% | 0.16% | Distributing | N/A |
| Class GH | 0.75% | 0.16% | Distributing | N/A |
| Class S | 0.75% | 0.16% | Accumulating | N/A |
| Class SH | 0.75% | 0.16% | Accumulating | N/A |
| Institutional share classes | | | | |
| Class I | 0.80% | 0.12% | Accumulating | N/A |
| Class IH | 0.80% | 0.12% | Accumulating | N/A |
| Class IB | 0.80% | 0.12% | Distributing | N/A |
| Class IBx | 0.80% | 0.12% | Distributing | N/A |
| Class IBH | 0.80% | 0.12% | Distributing | N/A |
| Class IBxH | 0.80% | 0.12% | Distributing | N/A |
| Class IE | 0.80% | 0.12% | Distributing | N/A |
| Class K | 0.80% | 0.12% | Accumulating | N/A |
| Class KH | 0.80% | 0.12% | Accumulating | N/A |
| Class K1 | 0.80% | 0.12% | Accumulating | N/A |
| Class K1H | 0.80% | 0.12% | Accumulating | N/A |
| Class K2 | 0.80% | 0.12% | Accumulating | N/A |
| Class K2H | 0.80% | 0.12% | Accumulating | N/A |
| Class K3 | 0.80% | 0.12% | Accumulating | N/A |
| Class K3H | 0.80% | 0.12% | Accumulating | N/A |
| Class Y | 0.80% | 0.12% | Accumulating | N/A |
| Class YE | 0.80% | 0.12% | Distributing | N/A |
| Class Z | 0.00% | 0.00% | Accumulating | N/A |
| Class ZH | 0.00% | 0.00% | Accumulating | N/A |
| Class ZB | 0.00% | 0.00% | Distributing | N/A |
| Class ZBH | 0.00% | 0.00% | Distributing | N/A |

See Section 3.1 for a more detailed description of all Fees and Expenses.

I) Robeco Sustainable Water

Investment policy

Objective The Sub-fund has as its sustainable investment objective to mitigate the water scarcity challenge and contribute to clean, safe and sustainable water supply by investing in companies active in the fields of distribution, treatment and quality monitoring of water that enable efficiency gains for more economical water use, more and better wastewater treatment and improved water infrastructure and quality. The foregoing is implemented by mainly investing in companies that advance the following United Nations Sustainable Development Goals (UN SDGs): Good health and well-being (SDG 3), Clean water and sanitation (SDG 6), Industry, innovation and infrastructure (SDG 9), Sustainable cities and communities (SDG 11), Responsible consumption and production (SDG 12), and as well as Life below water (SDG 14). In addition to pursuing the sustainable investment objective, the Sub-fund at the same time aims to provide long term capital growth.

Strategy The Sub-fund will take exposure of at least two thirds of its total assets to equities of companies all over the world which operate or benefit from developments across the water value chain, i.e. utilities, equipment and products for effective water sourcing, collection and distribution, materials for water infrastructure as well as technologies for water quality and analytics. This includes companies incorporated or having the major part of their business activities in mature economies (developed markets) as well as in developing economies (emerging markets and which show an elevated degree of sustainability).

The Sub-fund has sustainable investment as its objective, within the meaning of Article 9 of the Regulation (EU) 2019/2088 of 27 November 2019 on sustainability-related disclosures in the financial sector. The Sub-fund strives for economic results, while at the same time pursuing sustainable investment objectives which are further explained in Appendix VIII. The strategy integrates sustainability criteria as part of the stock picking process and through a theme specific sustainability assessment. The thematic portfolio is built on the basis of the eligible investment universe of the underlying investment theme and an internally developed framework about which more information can be obtained via the website <https://www.robeco.com/en-int/sustainable-investing/sdgs>.

The Sub-fund is actively managed. The securities selected for the Sub-fund's investment universe may be components of the benchmark, but securities outside the benchmark may be selected too. The investment policy is not constrained by a benchmark but the Sub-fund uses a benchmark for comparison purposes. The Portfolio Manager has discretion over the composition of the portfolio subject to the investment objectives. The Sub-fund can deviate substantially from the issuer, country and sector weightings of the benchmark. There are no restrictions on the deviation from the benchmark.

The benchmark is a broad market weighted index that is not consistent with the sustainable objective of the Sub-fund.

Financial Instruments and Investment Restrictions With due consideration given to the investment restrictions and to the extent permitted by the applicable legislation, the Sub-fund may invest in equities, convertible bonds, bonds, units of UCITS and/or other UCIs and derivatives to achieve the investment goals of the Sub-fund.

The Sub-fund is allowed to invest in money market instruments, bank deposits (other than deposits at sight) and other eligible liquid assets for treasury purposes and in case of unfavourable market conditions.

The Sub-fund may hold up to 20% of its net assets in ancillary liquid assets (bank deposits at sight, such as cash held in current accounts). Under exceptionally unfavourable market conditions and if justified in the interest of the Shareholders, the Sub-fund may temporarily exceed the aforementioned limit for investment in ancillary liquid assets and other liquid instruments.

For the purpose of gaining exposure to shares of companies of the People's Republic of China ("PRC") listed in China, the Sub-fund may invest up to 10% of its net assets in China A-shares (via QFI and/or Stock Connect programmes) and China B-shares issued by companies in the PRC and listed on PRC stock exchanges. At least one month's prior notice will be given to Investors if the Sub-fund intends to invest more than 10% of its net assets in China A-shares and China B-shares and the Prospectus will be updated accordingly.

Except for a maximum of 10% of its net assets (as permitted by investment restriction I (2) in Appendix II), the Sub-fund will (without limiting the possibility to invest in compliance with its investment policy in assets referred to under investment restrictions I (1) c), d), e) and f)) only invest in transferable securities and money market instruments traded or listed on markets falling under investment restrictions I (1) a) and b).

Exchange traded and over-the-counter derivatives are permitted, including but not limited to futures, swaps and currency forwards. Whilst the Sub-fund may use derivatives for hedging and liquidity management (including the usage to manage currency and market exposures in a cost-effective manner), it does not intend to utilize derivatives extensively for such purposes. The Sub-fund will use derivatives non-extensively in accordance with its investment policy and for efficiently managing the investments of the Sub-fund.

The Sub-fund will not invest directly in:

- options, and
- swaptions.

Currency The Sub-fund is exposed to the exchange rate movements of the currencies in which the assets of the Sub-fund are denominated. For the management of the Sub-fund, expectations of currency returns will be taken into consideration when making country allocations/stock selection decisions.

Profile of the typical Investor The Sub-fund is suitable for Investors who want their investment to fully contribute to a sustainable investment objective. It is also suitable for informed and/or experienced Investors wishing to attain defined investment objectives. The Sub-fund does not provide a capital guarantee. The Investor must be able to accept volatility. This Sub-fund is suitable for Investors who can afford to set aside the capital for at least 5-7 years. It can accommodate the investment objective of capital growth, income and/or portfolio diversification.

Please note that such information is provided for reference only and Investors should consider their own circumstances, including without limitation, their own risk tolerance level, financial circumstance, investment objective etc., before making any investment decisions. If in doubt, Investors should seek professional advice.

Risk profile of the Sub-fund In emerging and less developed markets the legal, judicial and regulatory infrastructure is still developing and there may be legal uncertainty both for local market participants and their overseas counterparts. Some markets may carry higher risks for Investors who should therefore ensure that, before investing, they understand the risks involved and are satisfied that despite the substantial risk of loss of investment, their investment is suitable as part of their portfolio.

This Sub-fund might invest in China A-shares. Investments in China A-shares carry increased risks, most notably liquidity and credit risks. For further information on these risks, Investors should refer to the heading "Chinese markets risks" under "Section 4 – Risk Considerations" above.

Also, the investments in equity of companies may involve risks (for example linked to transferable securities and stock markets), such as exchange rates and volatility risks. The Sub-fund's investments are subject to market fluctuations. No assurance can, therefore, be given that the Sub-fund's investment objective will be achieved. It cannot be guaranteed either that the value of a Share in the Sub-fund will not fall below its value at the time of acquisition.

The sustainability risk profile can be split into different sustainability risk sources and is expressed using categories ranging from lowest risk till highest risk. The risk classification relates to both the probability and potential negative impact of sustainability risk on the portfolio return. The classification relates to the portfolio only: there is no comparison to any benchmark.

Robeco distinguishes between sustainability risk of companies and governments. For companies, there is a total risk classification, a classification of environmental risks, a classification of social risks, and a classification of governance risk. The classifications are based on a variety of Environmental, Social, and Governance (ESG) issues provided by a third party that is specialized in the assessment of sustainability risks. The classification provides an indication of the probability and potential impact of an ESG event in the period of one year.

| <i>Company Risk</i> | ← <i>Lowest</i> | <i>Highest</i> → |
|-------------------------------|-----------------|------------------|
| Sustainability Risk (Overall) | | X |
| Environmental Risk | X | |
| Social Risk | | X |
| Governance Risk | X | |

Robeco makes use of a climate risk metric provided by a third party specialized in climate risk. Based on a 1.5-degrees decarbonization pathway, the potential impact of climate transition risk is estimated. This is a reflection of the potential decarbonization costs for the next 80 years, of which the heavy point is estimated to be approximately in 15 years. This impact on return is compared to the market risk profile of the Sub-fund and turned into risk classification.

| <i>Company Risk</i> | ← <i>Lowest</i> | <i>Highest</i> → |
|-------------------------|-----------------|------------------|
| Climate Transition Risk | X | |

Climate change leads to extreme weather events that may have a negative economic impact on investments. Based on a climate risk model provided by a third party specialized in climate risk, the physical risks that the portfolio is most vulnerable to are assessed. This Sub-fund's primary physical risks are (1) Fluvial Flooding, (2) Extreme Heat, and (3) Coastal Flooding.

Climate risk models are complex and surrounded by a high degree of uncertainty as result of assumptions and availability of data. As result, a change in the methodology may lead to a change in the risk classification. The climate risk model assesses the potential costs for decarbonizing for companies. Active policies and ambitions of companies are not taken into account contrary to the 'ESG' scores that focus on policies and ambitions.

| | |
|---|--|
| Risk considerations for the Sub-fund | <p>Investors should note that, in addition to the above mentioned risks, the Sub-fund may use derivatives for efficient portfolio management- and hedging purposes. Such investments are inherently volatile and the Sub-fund could potentially be exposed to additional risks and costs should the market move against it. Such market conditions could mean that Investors could, in certain circumstances, face minimal or no returns, or may even suffer a loss on such investments.</p> <p>The investment risk will be measured using quantitative techniques. The investment risk of using derivatives is also incorporated in these quantitative techniques. For more information regarding e.g. the exposure calculation method, the maximum leverage or the expected levels of leverage as a result of the use of derivatives as well as a brief explanation as to the basis for such calculation, please consult APPENDIX III – RISK MANAGEMENT PROCESS.</p> |
| Portfolio Manager | The Management Company has appointed Robeco Schweiz AG as Portfolio Manager. Robeco Schweiz AG is in charge of the day-to-day management of the assets of the Sub-fund. The agreement with Robeco Schweiz AG shall terminate immediately on termination of the Management Company Services Agreement. |
| Base currency | EUR |
| Type of Currency Hedged Share Classes (H) | Portfolio Hedge |
| Issue date | 30 October 2020 |

| Share Classes | Management fee | Service fee | Type | Performance Fee portion |
|------------------------------------|----------------|-------------|--------------|-------------------------|
| Regular share classes | | | | |
| Class A | 1.75% | 0.16% | Accumulating | N/A |
| Class AH | 1.75% | 0.16% | Accumulating | N/A |
| Class A1 | 1.75% | 0.16% | Distributing | N/A |
| Class A1H | 1.75% | 0.16% | Distributing | N/A |
| Class B | 1.50% | 0.16% | Distributing | N/A |
| Class BH | 1.50% | 0.16% | Distributing | N/A |
| Class D | 1.50% | 0.16% | Accumulating | N/A |
| Class DH | 1.50% | 0.16% | Accumulating | N/A |
| Class D2 | 1.75% | 0.16% | Accumulating | N/A |
| Class D2H | 1.75% | 0.16% | Accumulating | N/A |
| Class D3 | 1.75% | 0.16% | Distributing | N/A |
| Class D3H | 1.75% | 0.16% | Distributing | N/A |
| Class E | 1.50% | 0.16% | Distributing | N/A |
| Class EH | 1.50% | 0.16% | Distributing | N/A |
| Class M | 2.25% | 0.16% | Accumulating | N/A |
| Class MH | 2.25% | 0.16% | Accumulating | N/A |
| Class M2 | 2.25% | 0.16% | Accumulating | N/A |
| Class M2H | 2.50% | 0.16% | Accumulating | N/A |
| Class M3 | 2.50% | 0.16% | Distributing | N/A |
| Class M3H | 2.50% | 0.16% | Distributing | N/A |
| Privileged share classes | | | | |
| Class C | 0.75% | 0.16% | Distributing | N/A |
| Class CH | 0.75% | 0.16% | Distributing | N/A |
| Class Cx | 0.75% | 0.16% | Distributing | N/A |
| Class CxH | 0.75% | 0.16% | Distributing | N/A |
| Class F | 0.75% | 0.16% | Accumulating | N/A |
| Class FH | 0.75% | 0.16% | Accumulating | N/A |
| Class G | 0.75% | 0.16% | Distributing | N/A |
| Class GH | 0.75% | 0.16% | Distributing | N/A |
| Class S | 0.75% | 0.16% | Accumulating | N/A |
| Class SH | 0.75% | 0.16% | Accumulating | N/A |
| Institutional share classes | | | | |
| Class I | 0.80% | 0.12% | Accumulating | N/A |
| Class IH | 0.80% | 0.12% | Accumulating | N/A |
| Class IB | 0.80% | 0.12% | Distributing | N/A |
| Class IBx | 0.80% | 0.12% | Distributing | N/A |
| Class IBH | 0.80% | 0.12% | Distributing | N/A |
| Class IBxH | 0.80% | 0.12% | Distributing | N/A |
| Class IE | 0.80% | 0.12% | Distributing | N/A |
| Class K | 0.80% | 0.12% | Accumulating | N/A |
| Class KH | 0.80% | 0.12% | Accumulating | N/A |
| Class K1 | 0.80% | 0.12% | Accumulating | N/A |
| Class K1H | 0.80% | 0.12% | Accumulating | N/A |
| Class K2 | 0.80% | 0.12% | Accumulating | N/A |
| Class K2H | 0.80% | 0.12% | Accumulating | N/A |
| Class K3 | 0.80% | 0.12% | Accumulating | N/A |
| Class K3H | 0.80% | 0.12% | Accumulating | N/A |
| Class Z | 0.00% | 0.00% | Accumulating | N/A |
| Class ZH | 0.00% | 0.00% | Accumulating | N/A |
| Class ZB | 0.00% | 0.00% | Distributing | N/A |
| Class ZBH | 0.00% | 0.00% | Distributing | N/A |

See Section 3.1 for a more detailed description of all Fees and Expenses

m) Robeco Global Gender Equality

Investment policy

Objective The Sub-fund aims to provide long term capital growth while at the same time promoting certain ESG (i.e. Environmental, Social and corporate Governance) characteristics and integrating sustainability risks in the investment process. A primary objective of the Sub-fund is to advance social impact by investing in gender equality leaders combined with sustainable business practices. Gender equality leaders are companies that consciously recognize and promote gender equality by recruiting, nurturing and retaining female talent at all levels of the company's organization, including at the committee and board level.

Strategy The Sub-fund will take exposure of at least two-thirds of its total assets to equities of companies all over the world, which includes companies incorporated or having the major part of their business activities in mature economies (developed markets) as well as in developing economies (emerging markets) and exhibiting a high degree of sustainability, gender diversity and gender equality.

The Sub-fund promotes environmental and/or social characteristics within the meaning of Article 8 of the Regulation (EU) 2019/2088 of 27 November 2019 on sustainability-related disclosures in the financial sector. The Sub-fund strives for economic results, while at the same time taking into account environmental, social and governance characteristics which are further explained in Appendix VIII.

The strategy integrates sustainability criteria as part of the stock picking process and through a theme specific sustainability assessment. The thematic portfolio is built on the basis of the eligible investment universe of the underlying investment theme and an internally developed framework about which more information can be obtained via the website <https://www.robeco.com/en-int/sustainable-investing/sdgs>.

The Sub-fund is actively managed. The securities selected for the Sub-fund's investment universe may be components of the benchmark, but securities outside the benchmark may be selected too. The investment policy is not constrained by a benchmark but the Sub-fund uses a benchmark for comparison purposes. The Management Company has discretion over the composition of the portfolio subject to the investment objectives. The Sub-fund can deviate substantially from the issuer, country and sector weightings of the benchmark. There are no restrictions on the deviation from the benchmark.

The benchmark is a broad market weighted index that is not consistent with the environmental, social and governance characteristics promoted by the Sub-fund.

Financial Instruments and Investment Restrictions With due consideration given to the investment restrictions and to the extent permitted by the applicable legislation, the Sub-fund may invest in equities, convertible bonds, bonds, units of UCITS and/or other UCIs and derivatives to achieve the investment goals of the Sub-fund.

The Sub-fund is allowed to invest in money market instruments, bank deposits (other than deposits at sight) and other eligible liquid assets for treasury purposes and in case of unfavourable market conditions.

The Sub-fund may hold up to 20% of its net assets in ancillary liquid assets (bank deposits at sight, such as cash held in current accounts). Under exceptionally unfavourable market conditions and if justified in the interest of the Shareholders, the Sub-fund may temporarily exceed the aforementioned limit for investment in ancillary liquid assets and other liquid instruments.

Except for a maximum of 10% of its net assets (as permitted by investment restriction I (2) in Appendix II), the Sub-fund will (without limiting the possibility to invest in compliance with its investment policy in assets referred to under investment restrictions I (1) c), d), e) and f)) only invest in transferable securities and money market instruments traded or listed on markets falling under investment restrictions I (1) a) and b).

For the purpose of gaining exposure to shares of companies of the People's Republic of China ("PRC") listed in China, the Sub-fund may invest up to 10% of its net assets in China A-shares (via QFI and/or Stock Connect programmes) and China B-shares issued by companies in the PRC and listed on PRC stock exchanges. At least one month's prior notice will be given to Investors if the Sub-fund intends to invest more than 10% of its net assets in China A-shares and China B-shares and the Prospectus will be updated accordingly.

Exchange traded and over-the-counter derivatives are permitted, including but not limited to futures, swaps, options, currency forwards and/or combinations of the above. Whilst the Sub-fund may use derivatives for investment purposes as well as for hedging and efficient portfolio management, it does not intend to utilize derivatives extensively for such purposes.

Currency The Sub-fund is exposed to the exchange rate movements of the currencies in which the assets of the Sub-fund are denominated. For the management of the Sub-fund, expectations of currency returns will be taken into consideration when making country allocations/stock selection decisions.

Profile of the typical Investor The Sub-fund is suitable for Investors who seek ESG considerations to be integrated as binding element in the investment process, while still seeking optimum returns. It is also suitable for informed and/or experienced Investors wishing to attain defined investment objectives. The Sub-fund does not provide a capital guarantee. The Investor must be able to accept volatility. This Sub-fund is suitable for Investors who can afford to set aside the capital for at least 5-7 years. It can accommodate the investment objective of capital growth, income and/or portfolio diversification.

Please note that such information is provided for reference only and Investors should consider their own circumstances, including without limitation, their own risk tolerance level, financial circumstance, investment objective etc., before making any investment decisions. If in doubt, Investors should seek professional advice.

Risk profile of the Sub-fund In emerging and less developed markets the legal, judicial and regulatory infrastructure is still developing and there may be legal uncertainty both for local market participants and their overseas counterparts. Some markets may carry higher risks for Investors who should therefore ensure that, before investing, they understand the risks involved and are satisfied that despite the substantial risk of loss of investment, their investment is suitable as part of their portfolio.

This Sub-fund might invest in China A-shares. Investments in China A-shares carry increased risks, most notably liquidity and credit risks. For further information on these risks, Investors should refer to the heading "Chinese markets risks" under "Section 4 – Risk Considerations" above.

Also, the investments in equity of companies may involve risks (for example linked to transferable securities and stock markets), such as exchange rates and volatility risks. The Sub-fund's investments are subject to market fluctuations. No assurance can, therefore, be given that the Sub-fund's investment objective will be achieved. It cannot be guaranteed either that the value of a Share in the Sub-fund will not fall below its value at the time of acquisition.

The sustainability risk profile can be split into different sustainability risk sources and is expressed using categories ranging from lowest risk till highest risk. The risk classification relates to both the probability and potential negative impact of sustainability risk on the portfolio return. The classification relates to the portfolio only: there is no comparison to any benchmark.

Robeco distinguishes between sustainability risk of companies and governments. For companies, there is a total risk classification, a classification of environmental risks, a classification of social risks, and a classification of governance risk. The classifications are based on a variety of Environmental, Social, and Governance (ESG) issues provided by a third party that is specialized in the assessment of sustainability risks. The classification provides an indication of the probability and potential impact of an ESG event in the period of one year.

| <i>Company Risk</i> | ← <i>Lowest</i> | <i>Highest</i> → |
|-------------------------------|-----------------|------------------|
| Sustainability Risk (Overall) | | X |
| Environmental Risk | X | |
| Social Risk | | X |
| Governance Risk | | X |

Robeco makes use of a climate risk metric provided by a third party specialized in climate risk. Based on a 1.5-degrees decarbonization pathway, the potential impact of climate transition risk is estimated. This is a reflection of the potential decarbonization costs for the next 80 years, of which the heavy point is estimated to be approximately in 15 years. This impact on return is compared to

the market risk profile of the Sub-fund and turned into risk classification.

| <i>Company Risk</i> | ← <i>Lowest</i> | <i>Highest</i> → |
|-------------------------|-----------------|------------------|
| Climate Transition Risk | X | |

Climate change leads to extreme weather events that may have a negative economic impact on investments. Based on a climate risk model provided by a third party specialized in climate risk, the physical risks that the portfolio is most vulnerable to are assessed. This Sub-fund's primary physical risks are (1) Extreme Heat, (2) Coastal Flooding, and (3) Fluvial Flooding.

Climate risk models are complex and surrounded by a high degree of uncertainty as result of assumptions and availability of data. As result, a change in the methodology may lead to a change in the risk classification. The climate risk model assesses the potential costs for decarbonizing for companies. Active policies and ambitions of companies are not taken into account contrary to the 'ESG' scores that focus on policies and ambitions.

| | |
|--------------------------------------|---|
| Risk considerations for the Sub-fund | <p>Investors should note that, in addition to the above mentioned risks, the Sub-fund may use derivatives as part of its investment strategy and such investments are inherently volatile and the Sub-fund could potentially be exposed to additional risks and costs should the market move against it. Such market conditions could mean that Investors could, in certain circumstances, face minimal or no returns, or may even suffer a loss on such investments.</p> <p>The investment risk will be measured using quantitative techniques. The investment risk of using derivatives is also incorporated in these quantitative techniques. For more information regarding e.g. the exposure calculation method, the maximum leverage or the expected levels of leverage as a result of the use of derivatives as well as a brief explanation as to the basis for such calculation, please consult APPENDIX III – RISK MANAGEMENT PROCESS.</p> |
|--------------------------------------|---|

| | |
|---------------|-----|
| Base currency | EUR |
|---------------|-----|

| | |
|---|-----------------|
| Type of Currency Hedged Share Classes (H) | Portfolio Hedge |
|---|-----------------|

| | |
|------------|-----------------|
| Issue date | 30 October 2020 |
|------------|-----------------|

| Share Classes | Management fee | Service fee | Type | Performance Fee portion |
|---------------------------------|----------------|-------------|--------------|-------------------------|
| Regular share classes | | | | |
| Class A | 1.75% | 0.16% | Accumulating | N/A |
| Class AH | 1.75% | 0.16% | Accumulating | N/A |
| Class A1 | 1.75% | 0.16% | Distributing | N/A |
| Class A1H | 1.75% | 0.16% | Distributing | N/A |
| Class B | 1.40% | 0.16% | Distributing | N/A |
| Class BH | 1.40% | 0.16% | Distributing | N/A |
| Class D | 1.40% | 0.16% | Accumulating | N/A |
| Class DH | 1.40% | 0.16% | Accumulating | N/A |
| Class D2 | 1.75% | 0.16% | Accumulating | N/A |
| Class D2H | 1.75% | 0.16% | Accumulating | N/A |
| Class D3 | 1.75% | 0.16% | Distributing | N/A |
| Class D3H | 1.75% | 0.16% | Distributing | N/A |
| Class E | 1.40% | 0.16% | Distributing | N/A |
| Class EH | 1.40% | 0.16% | Distributing | N/A |
| Class M | 2.25% | 0.16% | Accumulating | N/A |
| Class MH | 2.25% | 0.16% | Accumulating | N/A |
| Class M2 | 2.50% | 0.16% | Accumulating | N/A |
| Class M2H | 2.50% | 0.16% | Accumulating | N/A |
| Class M3 | 2.50% | 0.16% | Distributing | N/A |
| Class M3H | 2.50% | 0.16% | Distributing | N/A |
| Privileged share classes | | | | |

| | | | | |
|-----------------------------|-------|-------|--------------|-----|
| Class C | 0.70% | 0.16% | Distributing | N/A |
| Class CH | 0.70% | 0.16% | Distributing | N/A |
| Class Cx | 0.70% | 0.16% | Distributing | N/A |
| Class CxH | 0.70% | 0.16% | Distributing | N/A |
| Class F | 0.70% | 0.16% | Accumulating | N/A |
| Class FH | 0.70% | 0.16% | Accumulating | N/A |
| Class G | 0.70% | 0.16% | Distributing | N/A |
| Class GH | 0.70% | 0.16% | Distributing | N/A |
| Class S | 0.70% | 0.16% | Accumulating | N/A |
| Class SH | 0.70% | 0.16% | Accumulating | N/A |
| Institutional share classes | | | | |
| Class I | 0.70% | 0.12% | Accumulating | N/A |
| Class IH | 0.70% | 0.12% | Accumulating | N/A |
| Class IB | 0.70% | 0.12% | Distributing | N/A |
| Class IBx | 0.70% | 0.12% | Distributing | N/A |
| Class IBH | 0.70% | 0.12% | Distributing | N/A |
| Class IBxH | 0.70% | 0.12% | Distributing | N/A |
| Class IE | 0.70% | 0.12% | Distributing | N/A |
| Class K | 0.70% | 0.12% | Accumulating | N/A |
| Class KH | 0.70% | 0.12% | Accumulating | N/A |
| Class K1 | 0.70% | 0.12% | Accumulating | N/A |
| Class K1H | 0.70% | 0.12% | Accumulating | N/A |
| Class K2 | 0.70% | 0.12% | Accumulating | N/A |
| Class K2H | 0.70% | 0.12% | Accumulating | N/A |
| Class K3 | 0.70% | 0.12% | Accumulating | N/A |
| Class K3H | 0.70% | 0.12% | Accumulating | N/A |
| Class Y | 0.70% | 0.12% | Accumulating | N/A |
| Class YE | 0.70% | 0.12% | Distributing | N/A |
| Class Z | 0.00% | 0.00% | Accumulating | N/A |
| Class ZH | 0.00% | 0.00% | Accumulating | N/A |
| Class ZB | 0.00% | 0.00% | Distributing | N/A |
| Class ZBH | 0.00% | 0.00% | Distributing | N/A |

See Section 3.1 for a more detailed description of all Fees and Expenses.

n) Robeco Next Digital Billion

| | |
|--|---|
| Investment policy | <p><i>Objective</i> The Sub-fund aims to provide long term capital growth while at the same time promoting certain ESG (i.e. Environmental, Social and corporate Governance) characteristics and integrating sustainability risks in the investment process.</p> <p><i>Strategy</i> The Sub-fund will take exposure of at least two-thirds of its total assets to equities of companies incorporated or exercising a preponderant part of their economic activities in Emerging Countries which benefit from the potential growth of the "Next Billion". These are publicly-listed companies with high growth potential that aim to cater to the internet users by improving access to technology and innovating with digital solutions.</p> <p>The Sub-fund promotes environmental and/or social characteristics within the meaning of Article 8 of the Regulation (EU) 2019/2088 of 27 November 2019 on sustainability-related disclosures in the financial sector. The Sub-fund strives for economic results, while at the same time taking into account environmental, social and governance characteristics which are further explained in Appendix VIII.</p> <p>The Sub-fund is actively managed. The investment policy is not constrained by a benchmark but the Sub-fund uses a benchmark for comparison purposes. The Sub-fund can deviate substantially from the issuer, country and sector weightings of the benchmark. There are no restrictions on the deviation from the benchmark.</p> <p>The benchmark is a broad market weighted index that is not consistent with the environmental, social and governance characteristics promoted by the Sub-fund.</p> |
| <i>Financial Instruments and Investment Restrictions</i> | <p>With due consideration given to the investment restrictions and to the extent permitted by the applicable legislation, the Sub-fund may invest in equities, convertible bonds, bonds, units of UCITS and/or other UCIs and derivatives to achieve the investment goals of the Sub-fund.</p> <p>The Sub-fund is allowed to invest in money market instruments, bank deposits (other than deposits at sight) and other eligible liquid assets for treasury purposes and in case of unfavourable market conditions.</p> <p>The Sub-fund may hold up to 20% of its net assets in ancillary liquid assets (bank deposits at sight, such as cash held in current accounts). Under exceptionally unfavourable market conditions and if justified in the interest of the Shareholders, the Sub-fund may temporarily exceed the aforementioned limit for investment in ancillary liquid assets and other liquid instruments.</p> <p>For the purpose of gaining exposure to shares of companies of the People's Republic of China ("PRC") listed in China, the Sub-fund may invest up to 30% of its net assets in China A-shares (via QFI and/or Stock Connect programmes) and China B-shares issued by companies in the PRC and listed on PRC stock exchanges. At least one month's prior notice will be given to Investors if the Sub-fund intends to invest more than 30% of its net assets in China A-shares and China B-shares and the Prospectus will be updated accordingly.</p> <p>Exchange traded and over-the-counter derivatives are permitted, including but not limited to futures, swaps, options, currency forwards and/or combinations of the above. Whilst the Sub-fund may use derivatives for investment purposes as well as for hedging and efficient portfolio management, it does not intend to utilize derivatives extensively for such purposes.</p> |
| <i>Currency</i> | <p>The Sub-fund is exposed to the exchange rate movements of the currencies in which the assets of the Sub-fund are denominated. For the management of the Sub-fund, expectations of currency returns will be taken into consideration when making country allocations/stock selection decisions.</p> |
| Profile of the typical Investor | <p>The Sub-fund is suitable for Investors who seek ESG considerations to be integrated as binding element in the investment process, while still seeking optimum returns. It is also suitable for informed and/or experienced Investors wishing to attain defined investment objectives. The Sub-fund does not provide a capital guarantee. The Investor must be able to accept volatility. This Sub-fund is suitable for Investors who can afford to set aside the capital for at least 5-7 years. It can accommodate the investment objective of capital growth, income and/or portfolio diversification.</p> |

Please note that such information is provided for reference only and Investors should consider their own circumstances, including without limitation, their own risk tolerance level, financial circumstance, investment objective etc., before making any investment decisions. If in doubt, Investors should seek professional advice.

Risk profile of the Sub-fund

In emerging and less developed markets the legal, judicial and regulatory infrastructure is still developing and there may be legal uncertainty both for local market participants and their overseas counterparts. Some markets may carry higher risks for Investors who should therefore ensure that, before investing, they understand the risks involved and are satisfied that despite the substantial risk of loss of investment, their investment is suitable as part of their portfolio.

This Sub-fund might invest in China A-shares. Investments in China A-shares carry increased risks, most notably liquidity and credit risks. For further information on these risks, Investors should refer to the heading "Chinese markets risks" under "Section 4 – Risk Considerations" above.

Also, the investments in equity of companies may involve risks (for example linked to transferable securities and stock markets), such as exchange rates and volatility risks. The Sub-fund's investments are subject to market fluctuations. No assurance can, therefore, be given that the Sub-fund's investment objective will be achieved. It cannot be guaranteed either that the value of a Share in the Sub-fund will not fall below its value at the time of acquisition.

The sustainability risk profile can be split into different sustainability risk sources and is expressed using categories ranging from lowest risk till highest risk. The risk classification relates to both the probability and potential negative impact of sustainability risk on the portfolio return. The classification relates to the portfolio only: there is no comparison to any benchmark.

Robeco distinguishes between sustainability risk of companies and governments. For companies, there is a total risk classification, a classification of environmental risks, a classification of social risks, and a classification of governance risk. The classifications are based on a variety of Environmental, Social, and Governance (ESG) issues provided by a third party that is specialized in the assessment of sustainability risks. The classification provides an indication of the probability and potential impact of an ESG event in the period of one year.

| <i>Company Risk</i> | ← <i>Lowest</i> | <i>Highest</i> → |
|-------------------------------|-----------------|------------------|
| Sustainability Risk (Overall) | | X |
| Environmental Risk | X | |
| Social Risk | | X |
| Governance Risk | X | |

Robeco makes use of a climate risk metric provided by a third party specialized in climate risk. Based on a 1.5-degrees decarbonization pathway, the potential impact of climate transition risk is estimated. This is a reflection of the potential decarbonization costs for the next 80 years, of which the heavy point is estimated to be approximately in 15 years. This impact on return is compared to the market risk profile of the Sub-fund and turned into risk classification.

| <i>Company Risk</i> | ← <i>Lowest</i> | <i>Highest</i> → |
|-------------------------|-----------------|------------------|
| Climate Transition Risk | X | |

Climate change leads to extreme weather events that may have a negative economic impact on investments. Based on a climate risk model provided by a third party specialized in climate risk, the physical risks that the portfolio is most vulnerable to are assessed. This Sub-fund's primary physical risks are (1) Tropical Cyclone, (2) Coastal Flooding, and (3) Extreme Heat.

Climate risk models are complex and surrounded by a high degree of uncertainty as result of assumptions and availability of data. As result, a change in the methodology may lead to a change in the risk classification. The climate risk model assesses the potential costs for decarbonizing for companies. Active policies and ambitions of companies are not taken into account contrary to the 'ESG' scores that focus on

policies and ambitions.

Risk considerations for the Sub-fund

Investors should note that, in addition to the above mentioned risks, the Sub-fund may use derivatives as part of its investment strategy and such investments are inherently volatile and the Sub-fund could potentially be exposed to additional risks and costs should the market move against it. Such market conditions could mean that Investors could, in certain circumstances, face minimal or no returns, or may even suffer a loss on such investments.

The investment risk will be measured using quantitative techniques. The investment risk of using derivatives is also incorporated in these quantitative techniques. For more information regarding e.g. the exposure calculation method, the maximum leverage or the expected levels of leverage as a result of the use of derivatives as well as a brief explanation as to the basis for such calculation, please consult [APPENDIX III – RISK MANAGEMENT PROCESS](#).

Base currency USD

Type of Currency Hedged Share Classes (H) Portfolio Hedge

Issue date 14 September 2021

| Share Classes | Management fee | Service fee | Type | Performance Fee portion |
|--------------------------|----------------|-------------|--------------|-------------------------|
| Regular share classes | | | | |
| Class A | 1.75% | 0.20% | Accumulating | N/A |
| Class AH | 1.75% | 0.20% | Accumulating | N/A |
| Class A1 | 1.75% | 0.20% | Distributing | N/A |
| Class A1H | 1.75% | 0.20% | Distributing | N/A |
| Class B | 1.60% | 0.20% | Distributing | N/A |
| Class BH | 1.60% | 0.20% | Distributing | N/A |
| Class Bx | 1.60% | 0.20% | Distributing | N/A |
| Class BxH | 1.60% | 0.20% | Distributing | N/A |
| Class D | 1.60% | 0.20% | Accumulating | N/A |
| Class DH | 1.60% | 0.20% | Accumulating | N/A |
| Class D2 | 1.75% | 0.20% | Accumulating | N/A |
| Class D2H | 1.75% | 0.20% | Accumulating | N/A |
| Class D3 | 1.75% | 0.20% | Distributing | N/A |
| Class D3H | 1.75% | 0.20% | Distributing | N/A |
| Class E | 1.60% | 0.20% | Distributing | N/A |
| Class EH | 1.60% | 0.20% | Distributing | N/A |
| Class M | 2.00% | 0.20% | Accumulating | N/A |
| Class MB | 2.00% | 0.20% | Distributing | N/A |
| Class MBx | 2.00% | 0.20% | Distributing | N/A |
| Class MBxH | 2.00% | 0.20% | Distributing | N/A |
| Class MH | 2.00% | 0.20% | Accumulating | N/A |
| Class M2 | 2.50% | 0.20% | Accumulating | N/A |
| Class M2H | 2.50% | 0.20% | Accumulating | N/A |
| Class M3 | 2.50% | 0.20% | Distributing | N/A |
| Class M3H | 2.50% | 0.20% | Distributing | N/A |
| Privileged share classes | | | | |
| Class C | 0.80% | 0.20% | Distributing | N/A |
| Class CH | 0.80% | 0.20% | Distributing | N/A |
| Class Cx | 0.80% | 0.20% | Distributing | N/A |
| Class CxH | 0.80% | 0.20% | Distributing | N/A |
| Class F | 0.80% | 0.20% | Accumulating | N/A |
| Class FH | 0.80% | 0.20% | Accumulating | N/A |
| Class G | 0.80% | 0.20% | Distributing | N/A |
| Class GH | 0.80% | 0.20% | Distributing | N/A |
| Class S | 0.40% | 0.20% | Accumulating | N/A |
| Class SH | 0.80% | 0.20% | Accumulating | N/A |
| Class X | 0.60% | 0.20% | Accumulating | N/A |
| Class XH | 0.60% | 0.20% | Accumulating | N/A |

| Institutional share classes | | | | |
|-----------------------------|-------|-------|--------------|-----|
| Class I | 0.80% | 0.16% | Accumulating | N/A |
| Class IH | 0.80% | 0.16% | Accumulating | N/A |
| Class IB | 0.80% | 0.16% | Distributing | N/A |
| Class IBx | 0.80% | 0.16% | Distributing | N/A |
| Class IBH | 0.80% | 0.16% | Distributing | N/A |
| Class IBxH | 0.80% | 0.16% | Distributing | N/A |
| Class IE | 0.80% | 0.16% | Distributing | N/A |
| Class IM | 1.00% | 0.16% | Accumulating | N/A |
| Class IMB | 1.00% | 0.16% | Distributing | N/A |
| Class IMH | 1.00% | 0.16% | Accumulating | N/A |
| Class K | 0.80% | 0.16% | Accumulating | N/A |
| Class KH | 0.80% | 0.16% | Accumulating | N/A |
| Class KE | 0.80% | 0.16% | Distributing | N/A |
| Class K1 | 0.80% | 0.16% | Accumulating | N/A |
| Class K1H | 0.80% | 0.16% | Accumulating | N/A |
| Class K2 | 0.80% | 0.16% | Accumulating | N/A |
| Class K2H | 0.80% | 0.16% | Accumulating | N/A |
| Class K3 | 0.80% | 0.16% | Accumulating | N/A |
| Class K3H | 0.80% | 0.16% | Accumulating | N/A |
| Class Y | 0.80% | 0.16% | Accumulating | N/A |
| Class YH | 0.80% | 0.16% | Accumulating | N/A |
| Class Z | 0.00% | 0.00% | Accumulating | N/A |
| Class ZH | 0.00% | 0.00% | Accumulating | N/A |
| Class ZB | 0.00% | 0.00% | Distributing | N/A |
| Class ZBH | 0.00% | 0.00% | Distributing | N/A |

See Section 3.1 for a more detailed description of all Fees and Expenses.

o) Robeco Biodiversity Equities

Investment
policy

Objective The Sub-fund has as its sustainable investment objective to support the sustainable use of natural resources and ecosystem services, as well as technologies, products and services that help to reduce Biodiversity threats or restore natural habitats. The foregoing is implemented by mainly investing in companies that advance the following United Nations Sustainable Development Goals (UN SDGs): Good health and well-being (SDG 3), Industry, innovation and infrastructure (SDG 9), Responsible consumption and production (SDG 12), Life below water (SDG 14) and Life on land (SDG 15). The Sub-fund aims to motivate invested companies to improve their Biodiversity footprint by actively engaging and having an active dialogue with selected companies. In addition to pursuing the sustainable investment objective, the Sub-fund at the same time aims to provide long term capital growth.

Strategy The Sub-fund will take exposure of at least two-thirds of its total assets to equities of companies all over the world that mainly operate in mature economies (developed markets). The Sub-fund has a focused and high conviction concentrated portfolio.

The Sub-fund takes explicitly into account how a company contributes to the aforementioned UN SDGs (SDGs 3, 9, 12, 14 and 15). Contribution on the UN SDGs means how the respective company offers products and services and /or promotes trade customs that contribute to achieving the UN SDGs. The Sub-fund will actively engage with selected invested companies and have an active dialogue to motivate these companies to improve their Biodiversity footprint. It does however not intend to acquire a large percentage of outstanding shares with the purpose of enabling the Sub-fund to significantly influence the management of the invested companies.

The Sub-fund has sustainable investment as its objective, within the meaning of Article 9 of the Regulation (EU) 2019/2088 of 27 November 2019 on sustainability-related disclosures in the financial sector. The Sub-fund strives for economic results, while at the same time pursuing sustainable investment objectives which are further explained in Appendix VIII. The strategy integrates sustainability criteria as part of the stock picking process and through a theme specific sustainability assessment. The portfolio is built on the basis of the eligible investment universe and an internally developed SDG framework for mapping and measuring SDG contributions, about which more information can be obtained via the website <https://www.robeco.com/en-int/sustainable-investing/sdgs>.

The Sub-fund is actively managed. The securities selected for the Sub-fund's investment universe may be components of the benchmark, but securities outside the benchmark may be selected too. The investment policy is not constrained by a benchmark but the Sub-fund uses a benchmark for comparison purposes. The Portfolio Manager has discretion over the composition of the portfolio subject to the investment objectives. The Sub-fund can deviate substantially from the issuer, country and sector weightings of the benchmark. There are no restrictions on the deviation from the benchmark.

The benchmark is a broad market weighted index that is not consistent with the sustainable objective of the Sub-fund.

*Financial
Instruments and
Investment
Restrictions*

With due consideration given to the investment restrictions and to the extent permitted by the applicable legislation, the Sub-fund may invest in equities, convertible bonds, bonds, units of UCITS and/or other UCIs and derivatives to achieve the investment goals of the Sub-fund.

The Sub-fund is allowed to invest in money market instruments, bank deposits (other than deposits at sight) and other eligible liquid assets for treasury purposes and in case of unfavourable market conditions.

The Sub-fund may hold up to 20% of its net assets in ancillary liquid assets (bank deposits at sight, such as cash held in current accounts). Under exceptionally unfavourable market conditions and if justified in the interest of the Shareholders, the Sub-fund may temporarily exceed the aforementioned limit for investment in ancillary liquid assets and other liquid instruments.

For the purpose of gaining exposure to shares of companies of the People's Republic of China ("PRC") listed in China, the Sub-fund may invest up to 10% of its net assets in China A-shares (via QFI and/or Stock Connect programmes) and China B-shares issued by companies in the PRC and listed on PRC stock exchanges. At least one month's prior notice will be given to Investors if the Sub-fund intends to invest

more than 10% of its net assets in China A-shares and China B-shares and the Prospectus will be updated accordingly.

Exchange traded and over-the-counter derivatives are permitted, including but not limited to futures, swaps and currency forwards. Whilst the Sub-fund may use derivatives extensively for investment purposes as well as for hedging and efficient portfolio management, it does not intend to utilize derivatives extensively for such purposes. The Sub-fund does not however use a specific derivatives strategy but will use derivatives non-extensively for investment purposes in accordance with its investment policy and for efficiently managing the investments of the Sub-fund.

The Sub-fund will not invest directly in:

- options, and
- swaptions.

Currency The Sub-fund is exposed to the exchange rate movements of the currencies in which the assets of the Sub-fund are denominated.

Profile of the typical Investor The Sub-fund is suitable for Investors who want their investment to fully contribute to a sustainable investment objective. This Sub-fund is suitable for Investors who see funds as a convenient way of participating in capital market developments. It is also suitable for informed and/or experienced Investors wishing to attain defined investment objectives. The Sub-fund does not provide a capital guarantee. The Investor must be able to accept volatility. This Sub-fund is suitable for Investors who can afford to set aside the capital for at least 5-7 years. It can accommodate the investment objective of capital growth, income and/or portfolio diversification.

Please note that such information is provided for reference only and Investors should consider their own circumstances, including without limitation, their own risk tolerance level, financial circumstance, investment objective etc., before making any investment decisions. If in doubt, Investors should seek professional advice.

Risk profile of the Sub-fund The investments in equity of companies may involve risks (for example linked to transferable securities and stock markets), such as exchange rates and volatility risks. The Sub-fund's investments are subject to market fluctuations. No assurance can, therefore, be given that the Sub-fund's investment objective will be achieved. It cannot be guaranteed either that the value of a Share in the Sub-fund will not fall below its value at the time of acquisition.

The sustainability risk profile can be split into different sustainability risk sources and is expressed using categories ranging from lowest risk till highest risk. The risk classification relates to both the probability and potential negative impact of sustainability risk on the portfolio return. The classification relates to the portfolio only: there is no comparison to any benchmark.

Robeco distinguishes between sustainability risk of companies and governments. For companies, there is a total risk classification, a classification of environmental risks, a classification of social risks, and a classification of governance risk. The classifications are based on a variety of Environmental, Social, and Governance (ESG) issues provided by a third party that is specialized in the assessment of sustainability risks. The classification provides an indication of the probability and potential impact of an ESG event in the period of one year.

| <i>Company Risk</i> | ← <i>Lowest</i> | <i>Highest</i> → |
|-------------------------------|-----------------|------------------|
| Sustainability Risk (Overall) | | X |
| Environmental Risk | | X |
| Social Risk | | X |
| Governance Risk | | X |

Robeco makes use of a climate risk metric provided by a third party specialized in climate risk. Based on a 1.5-degrees decarbonization pathway, the potential impact of climate transition risk is estimated. This is a reflection of the potential decarbonization costs for the next 80 years, of which the heavy point is estimated to be approximately in 15 years. This impact on return is compared to the market risk profile of the Sub-fund and turned into risk classification.

| | | |
|-------------------------|-----------------|------------------|
| <i>Company Risk</i> | ← <i>Lowest</i> | <i>Highest</i> → |
| Climate Transition Risk | X | |

Climate change leads to extreme weather events that may have a negative economic impact on investments. Based on a climate risk model provided by a third party specialized in climate risk, the physical risks that the portfolio is most vulnerable to are assessed. This Sub-fund's primary physical risks are (1) Extreme Heat, (2) Coastal Flooding, and (3) Tropical Cyclone.

Climate risk models are complex and surrounded by a high degree of uncertainty as result of assumptions and availability of data. As result, a change in the methodology may lead to a change in the risk classification. The climate risk model assesses the potential costs for decarbonizing for companies. Active policies and ambitions of companies are not taken into account contrary to the 'ESG' scores that focus on policies and ambitions.

| | |
|--------------------------------------|--|
| Risk considerations for the Sub-fund | <p>Investors should note that, in addition to the above mentioned risks, the Sub-fund may use derivatives for efficient portfolio management- and hedging purposes. Such investments are inherently volatile and the Sub-fund could potentially be exposed to additional risks and costs should the market move against it. Such market conditions could mean that Investors could, in certain circumstances, face minimal or no returns, or may even suffer a loss on such investments.</p> <p>The investment risk will be measured using quantitative techniques. The investment risk of using derivatives is also incorporated in these quantitative techniques. For more information regarding e.g. the exposure calculation method, the maximum leverage or the expected levels of leverage as a result of the use of derivatives as well as a brief explanation as to the basis for such calculation, please consult APPENDIX III – RISK MANAGEMENT PROCESS.</p> |
|--------------------------------------|--|

| | |
|-------------------|---|
| Portfolio Manager | The Management Company has appointed Robeco Schweiz AG as Portfolio Manager. Robeco Schweiz AG is in charge of the day-to-day management of the assets of the Sub-fund. The agreement with Robeco Schweiz AG shall terminate immediately on termination of the Management Company Services Agreement. |
|-------------------|---|

| | |
|---------------|-----|
| Base currency | EUR |
|---------------|-----|

| | |
|---|-----------------|
| Type of Currency Hedged Share Classes (H) | Portfolio Hedge |
|---|-----------------|

| | |
|------------|-----------------|
| Issue date | 31 October 2022 |
|------------|-----------------|

| Share Classes | Management fee | Service fee | Type | Performance Fee portion |
|-----------------------|----------------|-------------|--------------|-------------------------|
| Regular share classes | | | | |
| Class A | 1.75% | 0.16% | Accumulating | N/A |
| Class AH | 1.75% | 0.16% | Accumulating | N/A |
| Class A1 | 1.75% | 0.16% | Distributing | N/A |
| Class A1H | 1.75% | 0.16% | Distributing | N/A |
| Class B | 1.60% | 0.16% | Distributing | N/A |
| Class BH | 1.60% | 0.16% | Distributing | N/A |
| Class Bx | 1.60% | 0.16% | Distributing | N/A |
| Class BxH | 1.60% | 0.16% | Distributing | N/A |
| Class D | 1.60% | 0.16% | Accumulating | N/A |
| Class DH | 1.60% | 0.16% | Accumulating | N/A |
| Class D2 | 1.75% | 0.16% | Accumulating | N/A |
| Class D2H | 1.75% | 0.16% | Accumulating | N/A |
| Class D3 | 1.75% | 0.16% | Distributing | N/A |
| Class D3H | 1.75% | 0.16% | Distributing | N/A |
| Class E | 1.60% | 0.16% | Distributing | N/A |
| Class EH | 1.60% | 0.16% | Distributing | N/A |
| Class M | 2.00% | 0.16% | Accumulating | N/A |
| Class MH | 2.00% | 0.16% | Accumulating | N/A |

| | | | | |
|-----------------------------|-------|-------|--------------|-----|
| Class M2 | 2.50% | 0.16% | Accumulating | N/A |
| Class M2H | 2.50% | 0.16% | Accumulating | N/A |
| Class M3 | 2.50% | 0.16% | Distributing | N/A |
| Class M3H | 2.50% | 0.16% | Distributing | N/A |
| Privileged share classes | | | | |
| Class C | 0.80% | 0.16% | Distributing | N/A |
| Class CH | 0.80% | 0.16% | Distributing | N/A |
| Class Cx | 0.80% | 0.16% | Distributing | N/A |
| Class CxH | 0.80% | 0.16% | Distributing | N/A |
| Class F | 0.80% | 0.16% | Accumulating | N/A |
| Class FH | 0.80% | 0.16% | Accumulating | N/A |
| Class G | 0.80% | 0.16% | Distributing | N/A |
| Class GH | 0.80% | 0.16% | Distributing | N/A |
| Class S | 0.80% | 0.16% | Accumulating | N/A |
| Class SH | 0.80% | 0.16% | Accumulating | N/A |
| Class X | 0.80% | 0.16% | Accumulating | N/A |
| Class XH | 0.80% | 0.16% | Accumulating | N/A |
| Institutional share classes | | | | |
| Class I | 0.85% | 0.12% | Accumulating | N/A |
| Class IH | 0.85% | 0.12% | Accumulating | N/A |
| Class IB | 0.85% | 0.12% | Distributing | N/A |
| Class IBx | 0.85% | 0.12% | Distributing | N/A |
| Class IBH | 0.85% | 0.12% | Distributing | N/A |
| Class IBxH | 0.85% | 0.12% | Distributing | N/A |
| Class IE | 0.85% | 0.12% | Distributing | N/A |
| Class IEH | 0.85% | 0.12% | Distributing | N/A |
| Class IM | 0.85% | 0.12% | Accumulating | N/A |
| Class IMB | 0.85% | 0.12% | Distributing | N/A |
| Class IMH | 0.85% | 0.12% | Accumulating | N/A |
| Class K | 0.85% | 0.12% | Accumulating | N/A |
| Class KH | 0.85% | 0.12% | Accumulating | N/A |
| Class K1 | 0.85% | 0.12% | Accumulating | N/A |
| Class K1H | 0.85% | 0.12% | Accumulating | N/A |
| Class K2 | 0.85% | 0.12% | Accumulating | N/A |
| Class K2H | 0.85% | 0.12% | Accumulating | N/A |
| Class K3 | 0.85% | 0.12% | Accumulating | N/A |
| Class K3H | 0.85% | 0.12% | Accumulating | N/A |
| Class Y | 0.85% | 0.12% | Accumulating | N/A |
| Class YH | 0.85% | 0.12% | Accumulating | N/A |
| Class Z | 0.00% | 0.00% | Accumulating | N/A |
| Class ZH | 0.00% | 0.00% | Accumulating | N/A |
| Class Z2 | 0.00% | 0.00% | Accumulating | N/A |
| Class Z2H | 0.00% | 0.00% | Accumulating | N/A |
| Class ZB | 0.00% | 0.00% | Distributing | N/A |
| Class ZBH | 0.00% | 0.00% | Distributing | N/A |

See Section 3.1 for a more detailed description of all Fees and Expenses.

p) Robeco Global Climate Transition Equities

Investment
policy

Objective The aim of the Sub-fund is to provide long term capital growth while at the same time promoting certain ESG (i.e. Environmental, Social and corporate Governance) characteristics and integrating sustainability risks in the investment process.

Strategy The Sub-fund is actively managed and invests in stocks across developed and emerging countries across the world. The Sub-fund will take exposure of at least two-thirds of its total assets to equities of companies that mainly operate in mature economies (developed markets). The Sub-fund's portfolio has a focused, concentrated portfolio with a small number of larger bets.

The Sub-fund aims to make investments in assets that contribute to a transition. Transition pertains to activities that measurably and credibly contribute to the goals of the Paris Agreement. This is achieved by investing in companies that have credible emission reduction targets and companies that provide solutions to enable climate change mitigation.

The Sub-fund promotes environmental and/or social characteristics within the meaning of Article 8 of the Regulation (EU) 2019/2088 of 27 November 2019 on sustainability-related disclosures in the financial sector. The Sub-fund strives for economic results, while at the same time taking into account environmental, social and governance characteristics which are further explained in Appendix VIII. The Sub-fund is actively managed. Securities selected for the Sub-fund's investment universe may be components of the Benchmark, but securities outside the Benchmark may be selected too. The investment policy is not constrained by a Benchmark but the Sub-fund uses a Benchmark for comparison purposes. The Management Company has discretion over the composition of the portfolio subject to the investment objectives. The Sub-fund can deviate substantially from the issuer, country and sector weightings of the Benchmark. There are no restrictions on the deviation from the Benchmark.

The Benchmark is a broad market weighted index that is not consistent with the environmental, social and governance characteristics promoted by the Sub-fund.

Financial Instruments and Investment Restrictions With due consideration given to the investment restrictions and to the extent permitted by the applicable legislation, the Sub-fund may invest in equities, convertible bonds, bonds, units of UCITS and/or other UCIs and derivatives to achieve the investment goals of the Sub-fund.

The Sub-fund is allowed to invest in money market instruments, bank deposits (other than deposits at sight) and other eligible liquid assets for treasury purposes and in case of unfavourable market conditions.

The Sub-fund may hold up to 20% of its net assets in ancillary liquid assets (bank deposits at sight, such as cash held in current accounts). Under exceptionally unfavourable market conditions and if justified in the interest of the Shareholders, the Sub-fund may temporarily exceed the aforementioned limit for investment in ancillary liquid assets and other liquid instruments.

Exchange traded and over-the-counter derivatives are permitted, including but not limited to futures, swaps and currency forwards. Whilst the Sub-fund may use derivatives extensively for investment purposes as well as for hedging and efficient portfolio management, it does not intend to utilize derivatives extensively for such purposes. The Sub-fund does not however use a specific derivatives strategy but will use derivatives non-extensively for investment purposes in accordance with its investment policy and for efficiently managing the investments of the Sub-fund.

The Sub-fund will not invest directly in:

- options, and
- swaptions.

Currency The Sub-fund aims to align the currency exposure of the Sub-fund with the Benchmark including through the use of derivatives.

Profile of the typical Investor

The Sub-fund is suitable for Investors who seek ESG considerations to be integrated as binding element in the investment process, while still seeking optimum returns. This Sub-fund is suitable for Investors who see funds as a convenient way of participating in capital market developments. It is also suitable for informed and/or experienced Investors wishing to attain defined investment objectives. The Sub-fund does not provide a capital guarantee. The Investor must be able to accept volatility. This Sub-fund is suitable for Investors who can afford to set aside the capital for at least 5-7 years. It can accommodate the investment objective of capital growth, income and/or portfolio diversification.

Please note that such information is provided for reference only and Investors should consider their own circumstances, including without limitation, their own risk tolerance level, financial circumstance, investment objective etc., before making any investment decisions. If in doubt, Investors should seek professional advice.

Risk profile of the Sub-fund

The investments in equity of companies may involve risks (for example linked to transferable securities and stock markets), such as exchange rates and volatility risks. The Sub-fund's investments are subject to market fluctuations. No assurance can, therefore, be given that the Sub-fund's investment objective will be achieved. It cannot be guaranteed either that the value of a Share in the Sub-fund will not fall below its value at the time of acquisition.

The sustainability risk profile can be split into different sustainability risk sources and is expressed using categories ranging from lowest risk till highest risk. The risk classification relates to both the probability and potential negative impact of sustainability risk on the portfolio return. The classification relates to the portfolio only: there is no comparison to any benchmark.

Robeco distinguishes between sustainability risk of companies and governments. For companies, there is a total risk classification, a classification of environmental risks, a classification of social risks, and a classification of governance risk. The classifications are based on a variety of Environmental, Social, and Governance (ESG) issues provided by a third party that is specialized in the assessment of sustainability risks. The classification provides an indication of the probability and potential impact of an ESG event in the period of one year.

| <i>Company Risk</i> | ← <i>Lowest</i> | <i>Highest</i> → |
|-------------------------------|-----------------|------------------|
| Sustainability Risk (Overall) | X | |
| Environmental Risk | X | |
| Social Risk | X | |
| Governance Risk | X | |

Robeco makes use of a climate risk metric provided by a third party specialized in climate risk. Based on a 1.5-degrees decarbonization pathway, the potential impact of climate transition risk is estimated. This is a reflection of the potential decarbonization costs for the next 80 years, of which the heavy point is estimated to be approximately in 15 years. This impact on return is compared to the market risk profile of the Sub-fund and turned into risk classification.

| <i>Company Risk</i> | ← <i>Lowest</i> | <i>Highest</i> → |
|-------------------------|-----------------|------------------|
| Climate Transition Risk | X | |

Climate change leads to extreme weather events that may have a negative economic impact on investments. Based on a climate risk model provided by a third party specialized in climate risk, the physical risks that the portfolio is most vulnerable to are assessed. This Sub-fund's primary physical risks are (1) Extreme Heat, (2) Coastal Flooding, and (3) Extreme Precipitation.

Climate risk models are complex and surrounded by a high degree of uncertainty as result of assumptions and availability of data. As result, a change in the methodology may lead to a change in the risk classification. The climate risk model assesses the potential costs for decarbonizing for companies. Active policies and ambitions of companies are not taken into account contrary to the 'ESG' scores that focus on

policies and ambitions.

Risk considerations for the Sub-fund

Investors should note that, in addition to the above mentioned risks, the Sub-fund may use derivatives for efficient portfolio management- and hedging purposes. Such investments are inherently volatile and the Sub-fund could potentially be exposed to additional risks and costs should the market move against it. Such market conditions could mean that Investors could, in certain circumstances, face minimal or no returns, or may even suffer a loss on such investments.

The investment risk will be measured using quantitative techniques. The investment risk of using derivatives is also incorporated in these quantitative techniques. For more information regarding e.g. the exposure calculation method, the maximum leverage or the expected levels of leverage as a result of the use of derivatives as well as a brief explanation as to the basis for such calculation, please consult [APPENDIX III – RISK MANAGEMENT PROCESS](#).

Base currency EUR

Type of Currency Hedged Share Classes (H) Portfolio Hedge

Issue date 15 July 2022

| Share Classes | Management fee | Service fee | Carbon Offset Expense | Type | Performance Fee portion |
|--------------------------|----------------|-------------|-----------------------|--------------|-------------------------|
| Regular share classes | | | | | |
| Class A | 1.75% | 0.16% | N/A | Accumulating | N/A |
| Class AH | 1.75% | 0.16% | N/A | Accumulating | N/A |
| Class A1 | 1.75% | 0.16% | N/A | Distributing | N/A |
| Class A1H | 1.75% | 0.16% | N/A | Distributing | N/A |
| Class B | 1.60*% | 0.16% | N/A | Distributing | N/A |
| Class BH | 1.60*% | 0.16% | N/A | Distributing | N/A |
| Class Bx | 1.60*% | 0.16% | N/A | Distributing | N/A |
| Class BxH | 1.60*% | 0.16% | N/A | Distributing | N/A |
| Class D | 1.60*% | 0.16% | N/A | Accumulating | N/A |
| Class DH | 1.60*% | 0.16% | N/A | Accumulating | N/A |
| Class D2 | 1.75% | 0.16% | N/A | Accumulating | N/A |
| Class D2H | 1.75% | 0.16% | N/A | Accumulating | N/A |
| Class D3 | 1.75% | 0.16% | N/A | Distributing | N/A |
| Class D3H | 1.75% | 0.16% | N/A | Distributing | N/A |
| Class E | 1.60% | 0.16% | N/A | Distributing | N/A |
| Class EH | 1.60% | 0.16% | N/A | Distributing | N/A |
| Class M | 2.00% | 0.16% | N/A | Accumulating | N/A |
| Class MH | 2.00% | 0.16% | N/A | Accumulating | N/A |
| Class M2 | 2.50% | 0.16% | N/A | Accumulating | N/A |
| Class M2H | 2.50% | 0.16% | N/A | Accumulating | N/A |
| Class M3 | 2.50% | 0.16% | N/A | Distributing | N/A |
| Class M3H | 2.50% | 0.16% | N/A | Distributing | N/A |
| Privileged share classes | | | | | |
| Class C | 0.80% | 0.16% | N/A | Distributing | N/A |
| Class CH | 0.80% | 0.16% | N/A | Distributing | N/A |
| Class Cx | 0.80% | 0.16% | N/A | Distributing | N/A |
| Class CxH | 0.80% | 0.16% | N/A | Distributing | N/A |
| Class F | 0.80% | 0.16% | N/A | Accumulating | N/A |
| Class FH | 0.80% | 0.16% | N/A | Accumulating | N/A |
| Class G | 0.80% | 0.16% | N/A | Distributing | N/A |
| Class GH | 0.80% | 0.16% | N/A | Distributing | N/A |
| Class S | 0.80% | 0.16% | N/A | Accumulating | N/A |
| Class SH | 0.80% | 0.16% | N/A | Accumulating | N/A |
| Class X | 0.80% | 0.16% | N/A | Accumulating | N/A |
| Class XH | 0.80% | 0.16% | N/A | Accumulating | N/A |

| Institutional share classes | | | | | |
|-----------------------------|---------|-------|-----|--------------|-----|
| Class I | 0.85**% | 0.12% | N/A | Accumulating | N/A |
| Class IH | 0.85**% | 0.12% | N/A | Accumulating | N/A |
| Class IB | 0.85**% | 0.12% | N/A | Distributing | N/A |
| Class IBx | 0.85**% | 0.12% | N/A | Distributing | N/A |
| Class IBH | 0.85**% | 0.12% | N/A | Distributing | N/A |
| Class IBxH | 0.85**% | 0.12% | N/A | Distributing | N/A |
| Class IE | 0.85**% | 0.12% | N/A | Distributing | N/A |
| Class IEH | 0.85**% | 0.12% | N/A | Distributing | N/A |
| Class IM | 0.85**% | 0.12% | N/A | Accumulating | N/A |
| Class IMB | 0.85**% | 0.12% | N/A | Distributing | N/A |
| Class IMH | 0.85**% | 0.12% | N/A | Accumulating | N/A |
| Class K | 0.80% | 0.12% | N/A | Accumulating | N/A |
| Class KH | 0.80% | 0.12% | N/A | Accumulating | N/A |
| Class K1 | 0.80% | 0.12% | N/A | Accumulating | N/A |
| Class K1H | 0.80% | 0.12% | N/A | Accumulating | N/A |
| Class K2 | 0.80% | 0.12% | N/A | Accumulating | N/A |
| Class K2H | 0.80% | 0.12% | N/A | Accumulating | N/A |
| Class K3 | 0.80% | 0.12% | N/A | Accumulating | N/A |
| Class K3H | 0.80% | 0.12% | N/A | Accumulating | N/A |
| Class Y | 0.85**% | 0.12% | N/A | Accumulating | N/A |
| Class YH | 0.85**% | 0.12% | N/A | Accumulating | N/A |
| Class Z | 0.00% | 0.00% | N/A | Accumulating | N/A |
| Class ZH | 0.00% | 0.00% | N/A | Accumulating | N/A |
| Class Z2 | 0.00% | 0.00% | N/A | Accumulating | N/A |
| Class Z2H | 0.00% | 0.00% | N/A | Accumulating | N/A |
| Class ZB | 0.00% | 0.00% | N/A | Distributing | N/A |
| Class ZBH | 0.00% | 0.00% | N/A | Distributing | N/A |

* As of 1 October 2024: 1.50%

** As of 1 October 2024: 0.80%

See Section 3.1 for a more detailed description of all Fees and Expenses.

q) Robeco Fashion Engagement

Investment
policy

Objective The aim of the Sub-fund is to achieve long-term returns through investing in companies in the fashion industry that have the intent or potential to drive structural change by addressing the industry's sustainability challenges, such as harmful work environments, unfair wage systems, harm to natural resources, unsustainable sourcing of materials and linear take-make-waste models. The foregoing is implemented by actively investing in companies through-out the entire fashion value chain and actively engaging with these companies to achieve positive changes on set objectives. The Sub-fund's portfolio has a focused, concentrated portfolio with a small number of larger positions.

Strategy The Sub-fund will take exposure of at least two-thirds of its total assets to equities of companies all over the world that are active throughout the value chain of the fashion industry. The Sub-fund may hold the major part of its investments in companies domiciled in emerging markets or in companies that derive the majority of their revenues from emerging countries. The Sub-fund has a focused and high conviction concentrated portfolio.

The Sub-fund promotes environmental and social characteristics, within the meaning of Article 8 of the Regulation (EU) 2019/2088 of 27 November 2019 on sustainability-related disclosures in the financial sector. The Sub-fund strives for economic results, while at the same time taking into account environmental, social and governance characteristics which are further explained in Appendix VIII.

The Sub-fund takes explicitly into account the company's intent or potential to drive structural change towards the fashion industry's sustainability challenges. The Sub-fund will actively engage with the invested companies and have an active dialogue to motivate these companies to make progress on pre-determined objectives that focus on contributing to specific sub-targets and key performance indicators ("KPIs"). If a company in scope falls out of the universe as a result of an unsuccessful engagement, a selling strategy will be designed for divestment. The Sub-fund considers a successfully completed engagement when a company progresses on the targets identified and fulfills the KPIs as established at the start of the engagement. Such targets can be aligned with the KPIs that determines the score in the internal frameworks for the sustainability assessment of the fashion industry.

The Sub-fund is actively managed. The securities selected for the Sub-fund's investment universe may be components of the benchmark, but securities outside the benchmark may be selected too. The investment policy is not constrained by a benchmark but the Sub-fund uses a benchmark for comparison purposes. The Portfolio Manager has discretion over the composition of the portfolio subject to the investment objectives. The Sub-fund can deviate substantially from the issuer, country and sector weightings of the benchmark. There are no restrictions on the deviation from the benchmark.

The Benchmark is a broad market weighted index that is not consistent with the environmental, social and governance characteristics of the Sub-fund.

Financial Instruments and Investment Restrictions With due consideration given to the investment restrictions and to the extent permitted by the applicable legislation, the Sub-fund may invest in equities, convertible bonds, bonds, units of UCITS and/or other UCIs and derivatives to achieve the investment goals of the Sub-fund.

Restrictions The Sub-fund is allowed to invest in money market instruments, bank deposits (other than deposits at sight) and other eligible liquid assets for treasury purposes and in case of unfavourable market conditions.

The Sub-fund may hold up to 20% of its net assets in ancillary liquid assets (bank deposits at sight, such as cash held in current accounts). Under exceptionally unfavourable market conditions and if justified in the interest of the Shareholders, the Sub-fund may temporarily exceed the aforementioned limit for investment in ancillary liquid assets and other liquid instruments.

For the purpose of gaining exposure to shares of companies of the People's Republic of China ("PRC") listed in China, the Sub-fund may invest up to 10% of its net assets in China A-shares (via QFI and/or Stock Connect programmes) and China B-shares issued by companies in the PRC and listed on PRC stock exchanges. At least one month's prior notice will be given to Investors if the Sub-fund intends to invest more than 10% of its net assets in China A-shares and China B-shares and the Prospectus will be updated accordingly.

Exchange traded and over-the-counter derivatives are permitted, including but not limited to futures, swaps, options, currency forwards and/or combinations of the above. Whilst the Sub-fund may use derivatives for investment purposes as well as for hedging and efficient portfolio management, it does not intend to utilize derivatives extensively for such purposes.

Currency The Sub-fund is exposed to the exchange rate movements of the currencies in which the assets of the Sub-fund are denominated.

Profile of the typical Investor The Sub-fund is suitable for Investors who seek ESG considerations to be integrated as binding element in the investment process, while still seeking optimum returns. This Sub-fund is suitable for Investors who see funds as a convenient way of participating in capital market developments. It is also suitable for informed and/or experienced Investors wishing to attain defined investment objectives. The Sub-fund does not provide a capital guarantee. The Investor must be able to accept volatility. This Sub-fund is suitable for Investors who can afford to set aside the capital for at least 5-7 years. It can accommodate the investment objective of capital growth, income and/or portfolio diversification.

Please note that such information is provided for reference only and Investors should consider their own circumstances, including without limitation, their own risk tolerance level, financial circumstance, investment objective etc., before making any investment decisions. If in doubt, Investors should seek professional advice.

Risk profile of the Sub-fund The investments in equity of companies may involve risks (for example linked to transferable securities and stock markets), such as exchange rates and volatility risks. The Sub-fund's investments are subject to market fluctuations. No assurance can, therefore, be given that the Sub-fund's investment objective will be achieved. It cannot be guaranteed either that the value of a Share in the Sub-fund will not fall below its value at the time of acquisition.

This Sub-fund might invest in China A-shares. Investments in China A-shares carry increased risks, most notably liquidity and credit risks. For further information on these risks, Investors should refer to the heading "Chinese markets risks" under "Section 4 –Risk Considerations" above.

The sustainability risk profile can be split into different sustainability risk sources and is expressed using categories ranging from lowest risk till highest risk. The risk classification relates to both the probability and potential negative impact of sustainability risk on the portfolio return. The classification relates to the portfolio only: there is no comparison to any benchmark.

Robeco distinguishes between sustainability risk of companies and governments. For companies, there is a total risk classification, a classification of environmental risks, a classification of social risks, and a classification of governance risk. The classifications are based on a variety of Environmental, Social, and Governance (ESG) issues provided by a third party that is specialized in the assessment of sustainability risks. The classification provides an indication of the probability and potential impact of an ESG event in the period of one year.

| <i>Company Risk</i> | ← <i>Lowest</i> | <i>Highest</i> → |
|-------------------------------|-----------------|------------------|
| Sustainability Risk (Overall) | | x |
| Environmental Risk | x | |
| Social Risk | | x |
| Governance Risk | | x |

Robeco makes use of a climate risk metric provided by a third party specialized in climate risk. Based on a 1.5-degrees decarbonization pathway, the potential impact of climate transition risk is estimated. This is a reflection of the potential decarbonization costs for the next 80 years, of which the heavy point is estimated to be approximately in 15 years. This impact on return is compared to the market risk profile of the Sub-fund and turned into risk classification.

| | | |
|-------------------------|-----------------|------------------|
| <i>Company Risk</i> | ← <i>Lowest</i> | <i>Highest</i> → |
| Climate Transition Risk | x | |

Climate change leads to extreme weather events that may have a negative economic impact on investments. Based on a climate risk model provided by a third party specialized in climate risk, the physical risks that the portfolio is most vulnerable to are assessed. This Sub-fund's primary physical risks are (1) Extreme Heat, (2) Coastal Flooding, and (3) Tropical Cyclone.

Climate risk models are complex and surrounded by a high degree of uncertainty as result of assumptions and availability of data. As result, a change in the methodology may lead to a change in the risk classification. The climate risk model assesses the potential costs for decarbonizing for companies. Active policies and ambitions of companies are not taken into account contrary to the 'ESG' scores that focus on policies and ambitions.

Risk considerations for the Sub-fund Investors should note that, in addition to the above mentioned risks, the Sub-fund may use derivatives as part of its investment strategy and such investments are inherently volatile and the Sub-fund could potentially be exposed to additional risks and costs should the market move against it. Such market conditions could mean that Investors could, in certain circumstances, face minimal or no returns, or may even suffer a loss on such investments.

The investment risk will be measured using quantitative techniques. The investment risk of using derivatives is also incorporated in these quantitative techniques. For more information regarding e.g. the exposure calculation method, the maximum leverage or the expected levels of leverage as a result of the use of derivatives as well as a brief explanation as to the basis for such calculation, please consult [APPENDIX III – RISK MANAGEMENT PROCESS](#).

Portfolio Manager The Management Company has appointed Robeco Schweiz AG as Portfolio Manager. Robeco Schweiz AG is in charge of the day-to-day management of the assets of the Sub-fund. The agreement with Robeco Schweiz AG shall terminate immediately on termination of the Management Company Services Agreement.

Base currency EUR

Type of Currency Hedged Share Classes (H) Portfolio Hedge

Issue date 25 October 2023

| Share Classes | Management fee | Service fee | Type | Performance Fee portion |
|------------------------------|----------------|-------------|--------------|-------------------------|
| Regular share classes | | | | |
| Class A | 1.75% | 0.16% | Accumulating | N/A |
| Class AH | 1.75% | 0.16% | Accumulating | N/A |
| Class A1 | 1.75% | 0.16% | Distributing | N/A |
| Class A1H | 1.75% | 0.16% | Distributing | N/A |
| Class B | 1.50% | 0.16% | Distributing | N/A |
| Class BH | 1.50% | 0.16% | Distributing | N/A |
| Class D | 1.50% | 0.16% | Accumulating | N/A |
| Class DH | 1.50% | 0.16% | Accumulating | N/A |
| Class D2 | 1.75% | 0.16% | Accumulating | N/A |
| Class D2H | 1.75% | 0.16% | Accumulating | N/A |
| Class D3 | 1.75% | 0.16% | Distributing | N/A |
| Class D3H | 1.75% | 0.16% | Distributing | N/A |
| Class E | 1.50% | 0.16% | Distributing | N/A |

| | | | | |
|-----------------------------|-------|-------|--------------|-----|
| Class EH | 1.50% | 0.16% | Distributing | N/A |
| Class M | 2.25% | 0.16% | Accumulating | N/A |
| Class MH | 2.25% | 0.16% | Accumulating | N/A |
| Class M2 | 2.25% | 0.16% | Accumulating | N/A |
| Class M2H | 2.50% | 0.16% | Accumulating | N/A |
| Class M3 | 2.50% | 0.16% | Distributing | N/A |
| Class M3H | 2.50% | 0.16% | Distributing | N/A |
| Privileged share classes | | | | |
| Class C | 0.75% | 0.16% | Distributing | N/A |
| Class CH | 0.75% | 0.16% | Distributing | N/A |
| Class Cx | 0.75% | 0.16% | Distributing | N/A |
| Class CxH | 0.75% | 0.16% | Distributing | N/A |
| Class F | 0.75% | 0.16% | Accumulating | N/A |
| Class FH | 0.75% | 0.16% | Accumulating | N/A |
| Class G | 0.75% | 0.16% | Distributing | N/A |
| Class GH | 0.75% | 0.16% | Distributing | N/A |
| Class S | 0.75% | 0.16% | Accumulating | N/A |
| Class SH | 0.75% | 0.16% | Accumulating | N/A |
| Institutional share classes | | | | |
| Class I | 0.80% | 0.12% | Accumulating | N/A |
| Class IH | 0.80% | 0.12% | Accumulating | N/A |
| Class IB | 0.80% | 0.12% | Distributing | N/A |
| Class IBx | 0.80% | 0.12% | Distributing | N/A |
| Class IBH | 0.80% | 0.12% | Distributing | N/A |
| Class IBxH | 0.80% | 0.12% | Distributing | N/A |
| Class IE | 0.80% | 0.12% | Distributing | N/A |
| Class K | 0.80% | 0.12% | Accumulating | N/A |
| Class KH | 0.80% | 0.12% | Accumulating | N/A |
| Class K1 | 0.80% | 0.12% | Accumulating | N/A |
| Class K1H | 0.80% | 0.12% | Accumulating | N/A |
| Class K2 | 0.80% | 0.12% | Accumulating | N/A |
| Class K2H | 0.80% | 0.12% | Accumulating | N/A |
| Class K3 | 0.80% | 0.12% | Accumulating | N/A |
| Class K3H | 0.80% | 0.12% | Accumulating | N/A |
| Class Z | 0.00% | 0.00% | Accumulating | N/A |
| Class ZH | 0.00% | 0.00% | Accumulating | N/A |
| Class ZB | 0.00% | 0.00% | Distributing | N/A |
| Class ZBH | 0.00% | 0.00% | Distributing | N/A |

See Section 3.1 for a more detailed description of all Fees and Expenses.

r) Robeco Gravis Digital Infrastructure Income

| | |
|--|---|
| Investment policy | <p><i>Objective</i> The aim of the Sub-fund is to generate regular income, whilst aiming to achieve long term capital growth. At the same time the Sub-fund is promoting certain ESG (i.e. Environmental, Social and Corporate Governance) characteristics and integrating sustainability risks in the investment process.</p> <p><i>Strategy</i> The Sub-fund will take exposure of at least two-thirds of its total assets to REITs and other listed equities that own, operate or finance tangible assets that provide the infrastructure which enables the modern digital economy to operate successfully. This is likely to include, but not exclusively, assets such as communication towers, data centers, distribution centers that enable the fulfilment of e-commerce, fiber optic networks, smart grids, battery storage, and warehouses. The Sub-fund may have exposure of more than 50% of its total assets to multipurpose warehouses or any other single type of assets. The Sub-fund will take exposure of at least two-thirds of its total assets to equities listed in developed markets.</p> <p>The Sub-fund promotes environmental and/or social characteristics within the meaning of Article 8 of the Regulation (EU) 2019/2088 of 27 November 2019 on sustainability-related disclosures in the financial sector. The Sub-fund strives for economic results, while at the same time taking into account environmental, social and governance characteristics which are further explained in Appendix VIII.</p> <p>The Sub-fund is actively managed. Although securities may be components of the benchmark, securities outside the benchmark may be selected too. The investment policy is not constrained by a benchmark but the Sub-fund uses a benchmark for comparison purposes. The Sub-fund can deviate substantially from the issuer, country and sector weightings of the benchmark. There are no restrictions on the deviation from the benchmark.</p> <p>The benchmark is a broad market weighted index that is not consistent with the environmental, social and governance characteristics promoted by the Sub-fund.</p> |
| <i>Financial Instruments and Investment Restrictions</i> | <p>With due consideration given to the investment restrictions and to the extent permitted by the applicable legislation, the Sub-fund may invest in equities convertible bonds, bonds, units of UCITS and/or other UCIs and derivatives to achieve the investment goals of the Sub-fund.</p> <p>The Sub-fund is allowed to invest in money market instruments, bank deposits (other than deposits at sight) and other eligible liquid assets for treasury purposes and in case of unfavourable market conditions.</p> <p>The Sub-fund may hold up to 20% of its net assets in ancillary liquid assets (bank deposits at sight, such as cash held in current accounts). Under exceptionally unfavourable market conditions and if justified in the interest of the Shareholders, the Sub-fund may temporarily exceed the aforementioned limit for investment in ancillary liquid assets and other liquid instruments.</p> <p>Exchange traded and over-the-counter derivatives are permitted, including but not limited to futures, swaps, options, currency forwards and/or combinations of the above. Whilst the Sub-fund may use derivatives for investment purposes as well as for hedging and efficient portfolio management, it does not intend to utilize derivatives extensively for such purposes.</p> |
| <i>Currency</i> | <p>The Sub-fund is exposed to the exchange rate movements of the currencies in which the assets of the Sub-fund are denominated. For the management of the Sub-fund, expectations of currency returns will be taken into consideration when making country allocations/stock selection decisions.</p> |
| Profile of the typical Investor | <p>The Sub-fund is suitable for Investors who seek ESG considerations to be integrated as binding element in the investment process, while still seeking optimum returns. This Sub-fund is suitable for Investors who see funds as a convenient way of participating in capital market developments. It is also suitable for informed and/or experienced Investors wishing to attain defined investment objectives. The Sub-fund does not provide a capital guarantee. The Investor must be able to accept volatility. This Sub-fund is suitable for Investors who can afford to set aside the capital for at least 5-7 years. It can accommodate the investment objective of capital growth, income and/or portfolio diversification.</p> <p>Please note that such information is provided for reference only and Investors should consider their own circumstances, including without limitation, their own risk tolerance level, financial circumstance,</p> |

investment objective etc., before making any investment decisions. If in doubt, Investors should seek professional advice.

Risk profile of the Sub-fund

The investments in equity of companies may involve risks (for example linked to transferable securities and stock markets), such as exchange rates and volatility risks. The Sub-fund's investments are subject to market fluctuations. No assurance can, therefore, be given that the Sub-fund's investment objective will be achieved. It cannot be guaranteed either that the value of a Share in the Sub-fund will not fall below its value at the time of acquisition.

The sustainability risk profile can be split into different sustainability risk sources and is expressed using categories ranging from lowest risk till highest risk. The risk classification relates to both the probability and potential negative impact of sustainability risk on the portfolio return. The classification relates to the portfolio only: there is no comparison to any benchmark.

Robeco distinguishes between sustainability risk of companies and governments. For companies, there is a total risk classification, a classification of environmental risks, a classification of social risks, and a classification of governance risk. The classifications are based on a variety of Environmental, Social, and Governance (ESG) issues provided by a third party that is specialized in the assessment of sustainability risks. The classification provides an indication of the probability and potential impact of an ESG event in the period of one year.

| <i>Company Risk</i> | <i>← Lowest</i> | <i>Highest →</i> |
|-------------------------------|-----------------|------------------|
| Sustainability Risk (Overall) | | X |
| Environmental Risk | X | |
| Social Risk | | X |
| Governance Risk | | X |

Robeco makes use of a climate risk metric provided by a third party specialized in climate risk. Based on a 1.5-degrees decarbonization pathway, the potential impact of climate transition risk is estimated. This is a reflection of the potential decarbonization costs for the next 80 years, of which the heavy point is estimated to be approximately in 15 years. This impact on return is compared to the market risk profile of the Sub-fund and turned into risk classification.

| <i>Company Risk</i> | <i>← Lowest</i> | <i>Highest →</i> |
|-------------------------|-----------------|------------------|
| Climate Transition Risk | | X |

Climate change leads to extreme weather events that may have a negative economic impact on investments. Based on a climate risk model provided by a third party specialized in climate risk, the physical risks that the portfolio is most vulnerable to are assessed. This Sub-fund's primary physical risks are (1) Tropical Cyclone, (2) Coastal Flooding, and (3) Extreme Heat.

Climate risk models are complex and surrounded by a high degree of uncertainty as result of assumptions and availability of data. As result, a change in the methodology may lead to a change in the risk classification. The climate risk model assesses the potential costs for decarbonizing for companies. Active policies and ambitions of companies are not taken into account contrary to the 'ESG' scores that focus on policies and ambitions.

Risk considerations for the Sub-fund

Investors should note that, in addition to the above mentioned risks, the Sub-fund may use derivatives as part of its investment strategy and such investments are inherently volatile and the Sub-fund could potentially be exposed to additional risks and costs should the market move against it. Such market conditions could mean that Investors could, in certain circumstances, face minimal or no returns, or may even suffer a loss on such investments.

The investment risk will be measured using quantitative techniques. The investment risk of using derivatives is also incorporated in these quantitative techniques. For more information regarding e.g. the exposure calculation method, the maximum leverage or the expected levels of leverage as a result of the use of derivatives as well as a brief explanation as to the basis for such calculation, please consult

APPENDIX III – RISK MANAGEMENT PROCESS.

| Portfolio Manager | The Management Company has appointed Gravis Capital Management Limited as Portfolio Manager. Gravis Capital Management Limited is in charge of the day-to-day management of the assets of the Sub-fund. The agreement with Gravis Capital Management Limited shall terminate immediately on termination of the Management Company Services Agreement. | | | |
|---|---|-------------|--------------|-------------------------|
| Base currency | EUR | | | |
| Type of Currency Hedged Share Classes (H) | Portfolio Hedge | | | |
| Issue date | 29 February 2024 | | | |
| Share Classes | Management fee | Service fee | Type | Performance Fee portion |
| Regular share classes | | | | |
| Class A | 1.75% | 0.16% | Accumulating | N/A |
| Class AH | 1.75% | 0.16% | Accumulating | N/A |
| Class A1 | 1.75% | 0.16% | Distributing | N/A |
| Class A1H | 1.75% | 0.16% | Distributing | N/A |
| Class B | 1.60% | 0.16% | Distributing | N/A |
| Class BH | 1.60% | 0.16% | Distributing | N/A |
| Class Bx | 1.60% | 0.16% | Distributing | N/A |
| Class BxH | 1.60% | 0.16% | Distributing | N/A |
| Class D | 1.60% | 0.16% | Accumulating | N/A |
| Class DH | 1.60% | 0.16% | Accumulating | N/A |
| Class D2 | 1.75% | 0.16% | Accumulating | N/A |
| Class D2H | 1.75% | 0.16% | Accumulating | N/A |
| Class D3 | 1.75% | 0.16% | Distributing | N/A |
| Class D3H | 1.75% | 0.16% | Distributing | N/A |
| Class E | 1.60% | 0.16% | Distributing | N/A |
| Class EH | 1.60% | 0.16% | Distributing | N/A |
| Class M | 2.00% | 0.16% | Accumulating | N/A |
| Class MB | 2.00% | 0.16% | Accumulating | N/A |
| Class MBx | 2.00% | 0.16% | Accumulating | N/A |
| Class MBxH | 2.00% | 0.16% | Accumulating | N/A |
| Class MH | 2.00% | 0.16% | Accumulating | N/A |
| Class M2 | 2.50% | 0.16% | Accumulating | N/A |
| Class M2H | 2.50% | 0.16% | Accumulating | N/A |
| Class M3 | 2.50% | 0.16% | Distributing | N/A |
| Class M3H | 2.50% | 0.16% | Distributing | N/A |
| Privileged share classes | | | | |
| Class C | 0.80% | 0.16% | Distributing | N/A |
| Class CH | 0.80% | 0.16% | Distributing | N/A |
| Class Cx | 0.80% | 0.16% | Distributing | N/A |
| Class CxH | 0.80% | 0.16% | Distributing | N/A |
| Class F | 0.80% | 0.16% | Accumulating | N/A |
| Class FH | 0.80% | 0.16% | Accumulating | N/A |
| Class G | 0.80% | 0.16% | Distributing | N/A |
| Class GH | 0.80% | 0.16% | Distributing | N/A |
| Class S | 0.80% | 0.16% | Accumulating | N/A |
| Class SH | 0.80% | 0.16% | Accumulating | N/A |
| Institutional share classes | | | | |
| Class I | 0.85% | 0.12% | Accumulating | N/A |
| Class IH | 0.85% | 0.12% | Accumulating | N/A |
| Class IB | 0.85% | 0.12% | Distributing | N/A |
| Class IBx | 0.85% | 0.12% | Distributing | N/A |
| Class IBH | 0.85% | 0.12% | Distributing | N/A |
| Class IBxH | 0.85% | 0.12% | Distributing | N/A |
| Class IE | 0.85% | 0.12% | Distributing | N/A |

| | | | | |
|-----------|-------|-------|--------------|-----|
| Class IM | 1.00% | 0.12% | Accumulating | N/A |
| Class IMB | 1.00% | 0.12% | Accumulating | N/A |
| Class IMH | 1.00% | 0.12% | Accumulating | N/A |
| Class K | 0.85% | 0.12% | Accumulating | N/A |
| Class KH | 0.85% | 0.12% | Accumulating | N/A |
| Class K1 | 0.85% | 0.12% | Accumulating | N/A |
| Class K1H | 0.85% | 0.12% | Accumulating | N/A |
| Class K2 | 0.85% | 0.12% | Accumulating | N/A |
| Class K2H | 0.85% | 0.12% | Accumulating | N/A |
| Class K3 | 0.85% | 0.12% | Accumulating | N/A |
| Class K3H | 0.85% | 0.12% | Accumulating | N/A |
| Class Z | 0.00% | 0.00% | Accumulating | N/A |
| Class ZH | 0.00% | 0.00% | Accumulating | N/A |
| Class ZB | 0.00% | 0.00% | Distributing | N/A |
| Class ZBH | 0.00% | 0.00% | Distributing | N/A |

4. Global Bond Sub-funds

a) Robeco High Yield Bonds

Investment policy

Objective The Sub-fund aims to provide long term capital growth while at the same time promoting certain ESG (i.e. Environmental, Social and corporate Governance) characteristics and integrating sustainability risks in the investment process.

Strategy The Sub-fund invests at least two-thirds of its total assets in bonds, asset-backed securities and similar fixed income securities with a rating of BBB+ or equivalent or lower by at least one of the recognized rating agencies, or with no rating.

The Sub-fund promotes environmental and/or social characteristics within the meaning of Article 8 of the Regulation (EU) 2019/2088 of 27 November 2019 on sustainability-related disclosures in the financial sector. The Sub-fund strives for economic results, while at the same time taking into account environmental, social and governance characteristics which are further explained in Appendix VIII.

The Sub-fund is actively managed and uses the Benchmark for asset allocation purposes. The securities selected for the Sub-fund's investment universe may be components of the Benchmark, but securities outside the Benchmark may be selected too. The Sub-fund can deviate substantially from the weightings of the Benchmark. The Management Company has discretion over the composition of the portfolio subject to the investment objectives. The Sub-fund aims to outperform the Benchmark over the long run, whilst still controlling relative risk through the applications of limits (on currencies and issuers) to the extent of deviation from the Benchmark. This will consequently limit the deviation of the performance relative to the Benchmark.

The Benchmark is a broad market weighted index that is not consistent with the environmental, social and governance characteristics promoted by the Sub-fund.

Financial Instruments and Investment Restrictions The Sub-fund invests world-wide in high yield corporate bonds and will have no direct exposure to sovereign emerging debt.

The Sub-fund is allowed to invest in money market instruments, bank deposits (other than deposits at sight) and other eligible liquid assets for treasury purposes and in case of unfavourable market conditions.

The Sub-fund may hold up to 20% of its net assets in ancillary liquid assets (bank deposits at sight, such as cash held in current accounts). Under exceptionally unfavourable market conditions and if justified in the interest of the Shareholders, the Sub-fund may temporarily exceed the aforementioned limit for investment in ancillary liquid assets and other liquid instruments.

The Sub-fund may not invest more than:

- 20% of its total assets in asset backed securities,
- 10% in aggregate of its total assets in equities or other participation rights (these holdings may only result from corporate actions and/or debt restructuring and not from direct investments by the Sub-fund) or in other UCIs and/or UCITS that may be managed by an Affiliated Entity and/or Shares in Sub-funds of the Company;
- 10% of its total assets in issue that have no rating by at least one of the recognized rating agencies,
- 25% of its total assets in convertible bonds; and
- one third of its total assets in money market instruments.

The Sub-fund will not invest in securities that are distressed or defaulted at the time of their purchase. In the event of a downgrading of any debt securities held by the Sub-fund, the Management Company will take all reasonable efforts to keep the Sub-fund's exposure to distressed or defaulted securities below 5% of the Sub-fund's net assets and to realise these distressed or defaulted securities as soon as reasonably practicable if this is in the best interest of Shareholders.

Exchange traded and over-the-counter derivatives are permitted, including but not limited to futures, swaps, options, currency forwards and/or combinations of the above. The Sub-fund may use derivatives for investment purposes as well as for hedging and efficient portfolio management.

The Sub-fund will not invest directly in equities (with the exception of equities which are received as a result of a corporate action and/or debt restructuring).

Currency The Sub-fund aims to align the currency exposure of the Sub-fund with the Benchmark including through the use of derivatives.

Profile of the typical Investor The Sub-fund is suitable for Investors who seek ESG considerations to be integrated as binding element in the investment process, while still seeking optimum returns. It is also suitable for informed and/or experienced Investors wishing to attain defined investment objectives. The Sub-fund does not provide a capital guarantee. The Investor must be able to accept volatility. This Sub-fund is suitable for Investors who can afford to set aside the capital for at least 3-5 years. It can accommodate the investment objective of capital growth, income and/or portfolio diversification.

Please note that such information is provided for reference only and Investors should consider their own circumstances, including without limitation, their own risk tolerance level, financial circumstance, investment objective etc., before making any investment decisions. If in doubt, Investors should seek professional advice.

Risk profile of the Sub-fund Investors should consider that for investments in bonds and other marketable debt securities and debt instruments which are rated "BB+" or lower or equivalent by at least one of the recognized rating agencies, the factors giving security to principal and interest can be considered less than adequate over a great length of time.

The investments in bonds and debt instruments may involve risks (for example linked to the default of the issuers, downgrading, exchange rates, interest rates, liquidity and inflation). The Sub-fund's investments are subject to market fluctuations. No assurance can, therefore, be given that the Sub-fund's investment objective will be achieved. It cannot be guaranteed either that the value of a Share in the Sub-fund will not fall below its value at the time of acquisition.

The sustainability risk profile can be split into different sustainability risk sources and is expressed using categories ranging from lowest risk till highest risk. The risk classification relates to both the probability and potential negative impact of sustainability risk on the portfolio return. The classification relates to the portfolio only: there is no comparison to any benchmark.

Robeco distinguishes between sustainability risk of companies and governments. For companies, there is a total risk classification, a classification of environmental risks, a classification of social risks, and a classification of governance risk. The classifications are based on a variety of Environmental, Social, and Governance (ESG) issues provided by a third party that is specialized in the assessment of sustainability risks. The classification provides an indication of the probability and potential impact of an ESG event in the period of one year.

| <i>Company Risk</i> | ← <i>Lowest</i> | <i>Highest</i> → |
|-------------------------------|-----------------|------------------|
| Sustainability Risk (Overall) | | X |
| Environmental Risk | X | |
| Social Risk | | X |
| Governance Risk | X | |

Robeco makes use of a climate risk metric provided by a third party specialized in climate risk. Based on a 1.5-degrees decarbonization pathway, the potential impact of climate transition risk is estimated. This is a reflection of the potential decarbonization costs for the next 80 years, of which the heavy point is estimated to be approximately in 15 years. This impact on return is compared to the market risk profile of the Sub-fund and turned into risk classification.

| | | |
|-------------------------|-----------------|------------------|
| <i>Company Risk</i> | ← <i>Lowest</i> | <i>Highest</i> → |
| Climate Transition Risk | X | |

Climate change leads to extreme weather events that may have a negative economic impact on investments. Based on a climate risk model provided by a third party specialized in climate risk, the physical risks that the portfolio is most vulnerable to are assessed. This Sub-fund's primary physical risks are (1) Coastal Flooding, (2) Extreme Heat, and (3) Tropical Cyclone.

Climate risk models are complex and surrounded by a high degree of uncertainty as result of assumptions and availability of data. As result, a change in the methodology may lead to a change in the risk classification. The climate risk model assesses the potential costs for decarbonizing for companies. Active policies and ambitions of companies are not taken into account contrary to the 'ESG' scores that focus on policies and ambitions.

Risk considerations for the Sub-fund

Investors should note that, in addition to the above mentioned risks, the investment strategy and risks inherent to the Sub-fund are not typically encountered in traditional fixed income long only funds. The Sub-fund may use derivatives as part of its investment strategy and such investments are inherently volatile and the Sub-fund could potentially be exposed to additional risks and costs should the market move against it. The Sub-fund may also use derivatives to take short positions in some investments. Should the value of such investment increase, it will have a negative effect on the Sub-fund's value. In extreme market conditions, the Sub-fund may be faced with theoretically unlimited losses. Such extreme market conditions could mean that Investors could, in certain circumstances, face minimal or no returns, or may even suffer a loss on such investments.

High yield corporate bonds are by nature relatively less liquid, which may negatively affect the value of the Sub-fund.

The investment risk will be measured using quantitative techniques. The investment risk of using derivatives is also incorporated in these quantitative techniques. For more information regarding e.g. the exposure calculation method, the maximum leverage or the expected levels of leverage as a result of the use of derivatives as well as a brief explanation as to the basis for such calculation, please consult [APPENDIX III – RISK MANAGEMENT PROCESS](#).

Base currency EUR

Type of Currency Hedged Share Classes (H) Benchmark Hedge

Issue date 17 April 1998

| Share Classes | Management fee | Service fee | Type | Performance Fee portion |
|-----------------------|----------------|-------------|--------------|-------------------------|
| Regular share classes | | | | |
| Class A | 1.30% | 0.16% | Accumulating | N/A |
| Class AH | 1.30% | 0.16% | Accumulating | N/A |
| Class A1 | 1.30% | 0.16% | Distributing | N/A |
| Class A1H | 1.30% | 0.16% | Distributing | N/A |
| Class B | 1.10% | 0.16% | Distributing | N/A |
| Class BH | 1.10% | 0.16% | Distributing | N/A |
| Class Bx | 1.10% | 0.16% | Distributing | N/A |
| Class BxH | 1.10% | 0.16% | Distributing | N/A |
| Class OBxH | 1.10% | 0.16% | Distributing | N/A |
| Class D | 1.10% | 0.16% | Accumulating | N/A |
| Class DH | 1.10% | 0.16% | Accumulating | N/A |
| Class ODH | 1.10% | 0.16% | Accumulating | N/A |
| Class D2H | 1.50% | 0.16% | Accumulating | N/A |
| Class D3H | 1.50% | 0.16% | Distributing | N/A |
| Class OD3H | 1.50% | 0.16% | Distributing | N/A |
| Class E | 1.10% | 0.16% | Distributing | N/A |

| | | | | |
|-----------------------------|-------|-------|--------------|-----|
| Class EH | 1.10% | 0.16% | Distributing | N/A |
| Class OEH | 1.10% | 0.16% | Distributing | N/A |
| Class M | 1.30% | 0.16% | Accumulating | N/A |
| Class MH | 1.30% | 0.16% | Accumulating | N/A |
| Class OMH | 1.30% | 0.16% | Accumulating | N/A |
| Class M2 | 2.50% | 0.16% | Accumulating | N/A |
| Class M2H | 2.00% | 0.16% | Accumulating | N/A |
| Class M3 | 2.50% | 0.16% | Distributing | N/A |
| Class M3H | 2.00% | 0.16% | Distributing | N/A |
| Privileged share classes | | | | |
| Class C | 0.55% | 0.16% | Distributing | N/A |
| Class CH | 0.55% | 0.16% | Distributing | N/A |
| Class OCH | 0.55% | 0.16% | Distributing | N/A |
| Class Cx | 0.55% | 0.16% | Distributing | N/A |
| Class CxH | 0.55% | 0.16% | Distributing | N/A |
| Class F | 0.55% | 0.16% | Accumulating | N/A |
| Class FH | 0.55% | 0.16% | Accumulating | N/A |
| Class F2 | 0.55% | 0.16% | Accumulating | N/A |
| Class OFH | 0.55% | 0.16% | Accumulating | N/A |
| Class G | 0.55% | 0.16% | Distributing | N/A |
| Class GH | 0.55% | 0.16% | Distributing | N/A |
| Class S | 0.55% | 0.16% | Accumulating | N/A |
| Class SH | 0.55% | 0.16% | Accumulating | N/A |
| Institutional share classes | | | | |
| Class I | 0.55% | 0.12% | Accumulating | N/A |
| Class IH | 0.55% | 0.12% | Accumulating | N/A |
| Class OIH | 0.55% | 0.12% | Accumulating | N/A |
| Class IB | 0.55% | 0.12% | Distributing | N/A |
| Class IBx | 0.55% | 0.12% | Distributing | N/A |
| Class IBH | 0.55% | 0.12% | Distributing | N/A |
| Class IE | 0.55% | 0.12% | Distributing | N/A |
| Class IEH | 0.55% | 0.12% | Distributing | N/A |
| Class OIEH | 0.55% | 0.12% | Distributing | N/A |
| Class IExH | 0.55% | 0.12% | Distributing | N/A |
| Class IBxH | 0.55% | 0.12% | Distributing | N/A |
| Class IMH | 0.75% | 0.12% | Accumulating | N/A |
| Class J | 0.55% | 0.12% | Accumulating | N/A |
| Class K | 0.55% | 0.12% | Accumulating | N/A |
| Class KH | 0.55% | 0.12% | Accumulating | N/A |
| Class K1 | 0.55% | 0.12% | Accumulating | N/A |
| Class K1H | 0.55% | 0.12% | Accumulating | N/A |
| Class K2 | 0.55% | 0.12% | Accumulating | N/A |
| Class K2H | 0.55% | 0.12% | Accumulating | N/A |
| Class K3 | 0.55% | 0.12% | Accumulating | N/A |
| Class K3H | 0.55% | 0.12% | Accumulating | N/A |
| Class Z | 0.00% | 0.00% | Accumulating | N/A |
| Class ZH | 0.00% | 0.00% | Accumulating | N/A |
| Class Z2 | 0.00% | 0.00% | Accumulating | N/A |
| Class Z2H | 0.00% | 0.00% | Accumulating | N/A |
| Class ZB | 0.00% | 0.00% | Distributing | N/A |
| Class ZBH | 0.00% | 0.00% | Distributing | N/A |

See Section 3.1 for a more detailed description of all Fees and Expenses.

b) Robeco Global Credits

Investment
policy

Objective The Sub-fund aims to provide long term capital growth while at the same time promoting certain ESG (i.e. Environmental, Social and corporate Governance) characteristics and integrating sustainability risks in the investment process.

Strategy The Sub-fund invests at least two-thirds of its total assets in non-government bonds (which may include contingent convertible bonds (also "CoCo" bonds)) and similar non-government fixed income securities and asset backed securities from all around the world. The Sub-fund will not invest into assets with a rating lower than "B-" by at least one of the recognized rating agencies.

The Sub-fund promotes environmental and/or social characteristics within the meaning of Article 8 of the Regulation (EU) 2019/2088 of 27 November 2019 on sustainability-related disclosures in the financial sector. The Sub-fund strives for economic results, while at the same time taking into account environmental, social and governance characteristics which are further explained in Appendix VIII.

The Sub-fund is actively managed and uses the Benchmark for asset allocation purposes. However, although securities may be components of the Benchmark, securities outside the Benchmark may be selected too. The Sub-fund can deviate substantially from the weightings of the Benchmark. The Management Company has discretion over the composition of the portfolio subject to the investment objectives. The Sub-fund aims to outperform the Benchmark over the long run, whilst still controlling relative risk through the applications of limits (on currencies and issuers) to the extent of deviation from the Benchmark. This will consequently limit the deviation of the performance relative to the Benchmark.

The Benchmark is a broad market weighted index that is not consistent with the environmental, social and governance characteristics promoted by the Sub-fund.

*Financial
Instruments and
Investment
Restrictions*

The Sub-fund may invest in money market instruments, bank deposits (other than deposits at sight) and other eligible liquid assets for treasury purposes and in case of unfavourable market conditions.

The Sub-fund may hold up to 20% of its net assets in ancillary liquid assets (bank deposits at sight, such as cash held in current accounts). Under exceptionally unfavourable market conditions and if justified in the interest of the Shareholders, the Sub-fund may temporarily exceed the aforementioned limit for investment in ancillary liquid assets and other liquid instruments.

The Sub-fund may invest up to 10% of its net assets in onshore debt securities issued within the PRC through Bond Connect.

The Sub-fund may not invest more than:

- 20% of its total assets in asset backed securities;
- 10% of its total assets in equities or other participation rights (these holdings may only result from corporate actions and/or debt restructuring and not from direct investments by the Sub-fund) or in other UCIs and/or UCITS that may be managed by an Affiliated Entity;
- 25% of its total assets in convertible bonds (including up to 20% of its total assets in contingent convertible bonds (also "CoCo" bonds); and
- one third of its total assets in money market instruments.

Exchange traded and over-the-counter derivatives are permitted, including but not limited to futures, swaps, options, currency forwards and/or combinations of the above. The Sub-fund may use derivatives for investment purposes as well as for hedging and efficient portfolio management.

The Sub-fund will not invest directly in equities (with the exception of equities which are received as a result of a corporate action and/or debt restructuring).

Currency

The Sub-fund aims to align the currency exposure of the Sub-fund with the Benchmark including through the use of derivatives.

Profile of the
typical Investor

The Sub-fund is suitable for Investors who seek ESG considerations to be integrated as binding element in the investment process, while still seeking optimum returns. It is also suitable for informed and/or experienced Investors wishing to attain defined investment objectives. The Sub-fund does not provide a capital guarantee. The Investor must be able to accept volatility. This Sub-fund is suitable for Investors

who can afford to set aside the capital for at least 3-5 years. It can accommodate the investment objective of capital growth, income and/or portfolio diversification.

Please note that such information is provided for reference only and Investors should consider their own circumstances, including without limitation, their own risk tolerance level, financial circumstance, investment objective etc., before making any investment decisions. If in doubt, Investors should seek professional advice.

Risk profile of the Sub-fund

The investments in bonds and debt instruments may involve risks (for example linked to the default of the issuers, downgrading, exchange rates, interest rates, liquidity and inflation). The Sub-fund's investments are subject to market fluctuations. No assurance can, therefore, be given that the Sub-fund's investment objective will be achieved. It cannot be guaranteed either that the value of a Share in the Sub-fund will not fall below its value at the time of acquisition.

The sustainability risk profile can be split into different sustainability risk sources and is expressed using categories ranging from lowest risk till highest risk. The risk classification relates to both the probability and potential negative impact of sustainability risk on the portfolio return. The classification relates to the portfolio only: there is no comparison to any benchmark.

Robeco distinguishes between sustainability risk of companies and governments. For companies, there is a total risk classification, a classification of environmental risks, a classification of social risks, and a classification of governance risk. The classifications are based on a variety of Environmental, Social, and Governance (ESG) issues provided by a third party that is specialized in the assessment of sustainability risks. The classification provides an indication of the probability and potential impact of an ESG event in the period of one year.

| <i>Company Risk</i> | ← <i>Lowest</i> | <i>Highest</i> → |
|-------------------------------|-----------------|------------------|
| Sustainability Risk (Overall) | | X |
| Environmental Risk | X | |
| Social Risk | | X |
| Governance Risk | | X |

Robeco makes use of a climate risk metric provided by a third party specialized in climate risk. Based on a 1.5-degrees decarbonization pathway, the potential impact of climate transition risk is estimated. This is a reflection of the potential decarbonization costs for the next 80 years, of which the heavy point is estimated to be approximately in 15 years. This impact on return is compared to the market risk profile of the Sub-fund and turned into risk classification.

| <i>Company Risk</i> | ← <i>Lowest</i> | <i>Highest</i> → |
|-------------------------|-----------------|------------------|
| Climate Transition Risk | | X |

Climate change leads to extreme weather events that may have a negative economic impact on investments. Based on a climate risk model provided by a third party specialized in climate risk, the physical risks that the portfolio is most vulnerable to are assessed. This Sub-fund's primary physical risks are (1) Extreme Heat, (2) Coastal Flooding, and (3) Tropical Cyclone.

Climate risk models are complex and surrounded by a high degree of uncertainty as result of assumptions and availability of data. As result, a change in the methodology may lead to a change in the risk classification. The climate risk model assesses the potential costs for decarbonizing for companies. Active policies and ambitions of companies are not taken into account contrary to the 'ESG' scores that focus on policies and ambitions.

Risk considerations for the Sub-fund

Investors should note that, in addition to the above mentioned risks, the investment strategy and risks inherent to the Sub-fund are not typically encountered in traditional fixed income long only funds. The Sub-fund may use derivatives as part of its investment strategy and such investments are inherently volatile and the Sub-fund could potentially be exposed to additional risks and costs should the market move against it. The Sub-fund may also use derivatives to take short synthetic positions

in some investments. Should the value of such investment increase, it will have a negative effect on the Sub-fund's value. In extreme market conditions, the Sub-fund may be faced with theoretically unlimited losses. Such extreme market conditions could mean that Investors could, in certain circumstances, face minimal or no returns, or may even suffer a loss on such investments.

The Sub-fund may invest in mainland China in the CIBM through Bond Connect. Please refer to Section 4 – Risk Considerations for more information of the risks regarding the CIBM and Bond Connect.

The investment risk will be measured using quantitative techniques. The investment risk of using derivatives is also incorporated in these quantitative techniques. For more information regarding e.g. the exposure calculation method, the maximum leverage or the expected levels of leverage as a result of the use of derivatives as well as a brief explanation as to the basis for such calculation, please consult [APPENDIX III – RISK MANAGEMENT PROCESS](#).

| Base currency | EUR | | | |
|---|-----------------|-------------|--------------|-------------------------|
| Type of Currency Hedged Share Classes (H) | Benchmark Hedge | | | |
| Issue date | 4 June 2014 | | | |
| Share Class | Management fee | Service fee | Type | Performance Fee portion |
| Regular share classes | | | | |
| Class A | 1.30% | 0.16% | Accumulating | N/A |
| Class AH | 1.30% | 0.16% | Accumulating | N/A |
| Class A1 | 1.30% | 0.16% | Distributing | N/A |
| Class A1H | 1.30% | 0.16% | Distributing | N/A |
| Class B | 0.80% | 0.16% | Distributing | N/A |
| Class BH | 0.80% | 0.16% | Distributing | N/A |
| Class Bx | 0.80% | 0.16% | Distributing | N/A |
| Class BxH | 0.80% | 0.16% | Distributing | N/A |
| Class D | 0.80% | 0.16% | Accumulating | N/A |
| Class DH | 0.80% | 0.16% | Accumulating | N/A |
| Class D2H | 1.50% | 0.16% | Accumulating | N/A |
| Class D3H | 1.50% | 0.16% | Distributing | N/A |
| Class EH | 0.80% | 0.16% | Distributing | N/A |
| Class M | 1.75% | 0.16% | Accumulating | N/A |
| Class MH | 1.75% | 0.16% | Accumulating | N/A |
| Class M2 | 2.50% | 0.16% | Accumulating | N/A |
| Class M2H | 1.75% | 0.16% | Accumulating | N/A |
| Class M3 | 2.50% | 0.16% | Distributing | N/A |
| Class M3H | 1.75% | 0.16% | Distributing | N/A |
| Privileged share classes | | | | |
| Class C | 0.40% | 0.16% | Distributing | N/A |
| Class CH | 0.40% | 0.16% | Distributing | N/A |
| Class Cx | 0.40% | 0.16% | Distributing | N/A |
| Class CxH | 0.40% | 0.16% | Distributing | N/A |
| Class F | 0.40% | 0.16% | Accumulating | N/A |
| Class FH | 0.40% | 0.16% | Accumulating | N/A |
| Class OFH | 0.40% | 0.16% | Accumulating | N/A |
| Class G | 0.40% | 0.16% | Distributing | N/A |
| Class GH | 0.40% | 0.16% | Distributing | N/A |
| Class S | 0.40% | 0.16% | Accumulating | N/A |
| Class SH | 0.40% | 0.16% | Accumulating | N/A |
| Institutional share classes | | | | |
| Class I | 0.40% | 0.12% | Accumulating | N/A |
| Class IH | 0.40% | 0.12% | Accumulating | N/A |
| Class OIH | 0.40% | 0.12% | Accumulating | N/A |
| Class IB | 0.40% | 0.12% | Distributing | N/A |

| | | | | |
|------------|-------|-------|--------------|-----|
| Class IBx | 0.40% | 0.12% | Distributing | N/A |
| Class IBH | 0.40% | 0.12% | Distributing | N/A |
| Class IBxH | 0.40% | 0.12% | Distributing | N/A |
| Class IE | 0.40% | 0.12% | Distributing | N/A |
| Class IEH | 0.40% | 0.12% | Distributing | N/A |
| Class K | 0.40% | 0.12% | Accumulating | N/A |
| Class KH | 0.40% | 0.12% | Accumulating | N/A |
| Class K1 | 0.40% | 0.12% | Accumulating | N/A |
| Class K1H | 0.40% | 0.12% | Accumulating | N/A |
| Class K2 | 0.40% | 0.12% | Accumulating | N/A |
| Class K2H | 0.40% | 0.12% | Accumulating | N/A |
| Class K3 | 0.40% | 0.12% | Accumulating | N/A |
| Class K3H | 0.40% | 0.12% | Accumulating | N/A |
| Class Z | 0.00% | 0.00% | Accumulating | N/A |
| Class Z2 | 0.00% | 0.00% | Accumulating | N/A |
| Class ZB | 0.00% | 0.00% | Distributing | N/A |
| Class ZBH | 0.00% | 0.00% | Distributing | N/A |
| Class ZH | 0.00% | 0.00% | Accumulating | N/A |
| Class Z2H | 0.00% | 0.00% | Accumulating | N/A |

See Section 3.1 for a more detailed description of all Fees and Expenses.

c) Robeco QI Dynamic High Yield

Investment policy

Objective The Sub-fund aims to provide long term capital growth.

Strategy The Sub-fund offers exposure to world-wide high yield corporates. This is done by investing at least two-thirds of its total assets in derivatives, bonds, money market investments and similar fixed income securities, cash deposits and cash equivalents.

The Sub-fund is classified as falling under Article 6 of Regulation (EU) 2019/2088 of 27 November 2019 on sustainability-related disclosures in the financial sector. The investments underlying the Sub-fund do not take into account the EU criteria for environmentally sustainable economic activities. While the Management Company considers principal adverse impacts of investment decisions on sustainability factors for its investments, including the Sub-fund's investments, the Sub-fund does not consider principal adverse impacts of investment decisions on sustainability factors, due to the strategy following a timing sensitive approach using credit default swap index instruments, which allow no individual issuer selection and related sustainability checks.

The Management Company considers principal adverse impacts of investment decisions on sustainability factors for any of its investments by identifying and prioritising adverse impacts and indicators on sustainability factors relevant to the Management Company's organisation's overall investment strategy. These adverse impacts are considered through various methods ranging from exclusions, reduction (emission) thresholds and voting and engagement. For more information on how the Management Company takes the principal adverse impacts on sustainability factors into account when making investment decisions, please refer to the Principal Adverse Impact Statement as published on the Management Company's website (<https://www.robeco.com/files/docm/docu-robeco-principal-adverse-impact-statement.pdf>).

The Sub-fund will not invest in sovereign emerging debt.

The Sub-fund is actively managed. The Sub-fund aims to outperform the Benchmark over the long run, whilst still controlling the risk of the Sub-fund in comparison to the Benchmark. This will consequently limit the deviation of the performance relative to the Benchmark.

Financial Instruments and Investment Restrictions The Sub-fund will invest in financial derivative instruments to actively take positions in the global bond, money market and currency markets, but also for hedging and optimal portfolio management purposes.

The Sub-fund is allowed to invest in money market instruments, bank deposits (other than deposits at sight) and other eligible liquid assets for treasury purposes and in case of unfavourable market conditions.

The Sub-fund may hold up to 20% of its net assets in ancillary liquid assets (bank deposits at sight, such as cash held in current accounts). Under exceptionally unfavourable market conditions and if justified in the interest of the Shareholders, the Sub-fund may temporarily exceed the aforementioned limit for investment in ancillary liquid assets and other liquid instruments.

The Sub-fund may not invest more than:

- 20% of its total assets in asset backed securities;
- 10% of its total assets in equities or other participation rights (these holdings may only result from corporate actions and/or debt restructuring and not from direct investments by the Sub-fund) or in other UCIs and/or UCITS that may be managed by an Affiliated Entity;
- 10% of its total assets in issue that have no rating by at least one of the recognized rating agencies;
- 25% of its total assets in convertible bonds; and
- one third of its total assets in money market instruments.

The Sub-fund will not invest in securities that are distressed or defaulted at the time of their purchase. In the event of a downgrading of any debt securities held by the Sub-fund, the Management Company will take all reasonable efforts to keep the Sub-fund's exposure to distressed or defaulted securities below 5% of the Sub-fund's net assets and to realise these distressed or defaulted securities as soon as reasonably practicable if this is in the best interest of Shareholders.

The buying or selling of exchange traded and over-the-counter derivatives is permitted, including but not limited to futures, options, swaps currency forwards, and/or combinations of the above. The Sub-fund will use derivatives extensively for investment purposes as well as for hedging and efficient portfolio management. The Sub-fund will not invest directly in equities (with the exception of equities which are received as a result of a corporate action and/or debt restructuring).

Currency The Sub-fund aims to align the currency exposure of the Sub-fund with the Benchmark including through the use of derivatives.

Profile of the typical Investor This Sub-fund is suitable for Investors who see funds as a convenient way of participating in capital market developments. It is also suitable for informed and/or experienced Investors wishing to attain defined investment objectives. The Sub-fund does not provide a capital guarantee. The Investor must be able to accept volatility. This Sub-fund is suitable for Investors who can afford to set aside the capital for at least 3-5 years. It can accommodate the investment objective of capital growth, income and/or portfolio diversification.

Please note that such information is provided for reference only and Investors should consider their own circumstances, including without limitation, their own risk tolerance level, financial circumstance, investment objective etc., before making any investment decisions. If in doubt, Investors should seek professional advice.

Risk profile of the Sub-fund Investors should consider that for investments in bonds and other marketable debt securities and debt instruments which are rated "BB+" or lower or equivalent by at least one of the recognized rating agencies, the factors giving security to principal and interest can be considered less than adequate over a great length of time.

The investments in bonds and debt instruments may involve risks (for example linked to the default of the issuers, downgrading, exchange rates, interest rates, liquidity and inflation). The Sub-fund's investments are subject to market fluctuations. No assurance can, therefore, be given that the Sub-fund's investment objective will be achieved. It cannot be guaranteed either that the value of a Share in the Sub-fund will not fall below its value at the time of acquisition.

The sustainability risk profile can be split into different sustainability risk sources and is expressed using categories ranging from lowest risk till highest risk. The risk classification relates to both the probability and potential negative impact of sustainability risk on the portfolio return. The classification relates to the portfolio only: there is no comparison to any benchmark.

Robeco distinguishes between sustainability risk of companies and governments. For companies, there is a total risk classification, a classification of environmental risks, a classification of social risks, and a classification of governance risk. The classifications are based on a variety of Environmental, Social, and Governance (ESG) issues provided by a third party that is specialized in the assessment of sustainability risks. The classification provides an indication of the probability and potential impact of an ESG event in the period of one year.

| <i>Company Risk</i> | ← <i>Lowest</i> | <i>Highest</i> → |
|-------------------------------|-----------------|------------------|
| Sustainability Risk (Overall) | X | |
| Environmental Risk | X | |
| Social Risk | X | |
| Governance Risk | X | |

Climate risk models are complex and surrounded by a high degree of uncertainty as result of assumptions and availability of data. As result, a change in the methodology may lead to a change in the risk classification. The climate risk model assesses the potential costs for decarbonizing for companies. Active policies and ambitions of companies are not taken into account contrary to the 'ESG' scores that focus on policies and ambitions.

Risk considerations for the Sub-fund Investors should note that, in addition to the above mentioned risks, the investment strategy and risks inherent to the Sub-fund are not typically encountered in traditional fixed income long only funds. The Sub-fund may use derivatives as part of its investment strategy and such investments are inherently volatile and the Sub-fund could potentially be exposed to additional risks and costs should the market move against it. The Sub-fund may also use derivatives to take short positions in some investments. Should the value of such investment increase, it will have a negative effect on the Sub-fund's value. In extreme market conditions, the Sub-fund may be faced with theoretically unlimited losses. Such extreme market conditions could mean that Investors could, in certain circumstances, face minimal or no returns, or may even suffer a loss on such investments.

The investment risk will be measured using quantitative techniques. The investment risk of using derivatives is also incorporated in these quantitative techniques. For more information regarding e.g. the exposure calculation method, the maximum leverage or the expected levels of leverage as a result of the use of derivatives as well as a brief explanation as to the basis for such calculation, please consult [APPENDIX III – RISK MANAGEMENT PROCESS](#).

Base currency EUR

Type of Currency Hedged Share Classes (H) Benchmark Hedge

Issue date 28 March 2014

| Share Classes | Management fee | Service fee | Type | Performance Fee portion |
|------------------------------------|----------------|-------------|--------------|-------------------------|
| Regular share classes | | | | |
| Class A | 1.30% | 0.16% | Accumulating | N/A |
| Class AH | 1.30% | 0.16% | Accumulating | N/A |
| Class A1 | 1.30% | 0.16% | Distributing | N/A |
| Class A1H | 1.30% | 0.16% | Distributing | N/A |
| Class B | 0.80% | 0.16% | Distributing | N/A |
| Class BH | 0.80% | 0.16% | Distributing | N/A |
| Class Bx | 0.80% | 0.16% | Distributing | N/A |
| Class BxH | 0.80% | 0.16% | Distributing | N/A |
| Class D | 0.80% | 0.16% | Accumulating | N/A |
| Class DH | 0.80% | 0.16% | Accumulating | N/A |
| Class D2H | 1.50% | 0.16% | Accumulating | N/A |
| Class D3H | 1.50% | 0.16% | Distributing | N/A |
| Class E | 0.80% | 0.16% | Distributing | N/A |
| Class EH | 0.80% | 0.16% | Distributing | N/A |
| Class M | 1.75% | 0.16% | Accumulating | N/A |
| Class MH | 1.75% | 0.16% | Accumulating | N/A |
| Class M2 | 2.50% | 0.16% | Accumulating | N/A |
| Class M2H | 2.50% | 0.16% | Accumulating | N/A |
| Class M3 | 2.50% | 0.16% | Distributing | N/A |
| Class M3H | 2.50% | 0.16% | Distributing | N/A |
| Privileged share classes | | | | |
| Class C | 0.40% | 0.16% | Distributing | N/A |
| Class CH | 0.40% | 0.16% | Distributing | N/A |
| Class Cx | 0.40% | 0.16% | Distributing | N/A |
| Class CxH | 0.40% | 0.16% | Distributing | N/A |
| Class F | 0.40% | 0.16% | Accumulating | N/A |
| Class FH | 0.40% | 0.16% | Accumulating | N/A |
| Class G | 0.40% | 0.16% | Distributing | N/A |
| Class GH | 0.40% | 0.16% | Distributing | N/A |
| Class S | 0.40% | 0.16% | Accumulating | N/A |
| Class SH | 0.40% | 0.16% | Accumulating | N/A |
| Institutional share classes | | | | |
| Class I | 0.40% | 0.12% | Accumulating | N/A |
| Class IH | 0.40% | 0.12% | Accumulating | N/A |
| Class IB | 0.40% | 0.12% | Distributing | N/A |

| | | | | |
|------------|-------|-------|--------------|-----|
| Class IBx | 0.40% | 0.12% | Distributing | N/A |
| Class IBH | 0.40% | 0.12% | Distributing | N/A |
| Class IBxH | 0.40% | 0.12% | Distributing | N/A |
| Class IE | 0.40% | 0.12% | Distributing | N/A |
| Class IEH | 0.40% | 0.12% | Distributing | N/A |
| Class K | 0.40% | 0.12% | Accumulating | N/A |
| Class KH | 0.40% | 0.12% | Accumulating | N/A |
| Class K1 | 0.40% | 0.12% | Accumulating | N/A |
| Class K1H | 0.40% | 0.12% | Accumulating | N/A |
| Class K2 | 0.40% | 0.12% | Accumulating | N/A |
| Class K2H | 0.40% | 0.12% | Accumulating | N/A |
| Class K3 | 0.40% | 0.12% | Accumulating | N/A |
| Class K3H | 0.40% | 0.12% | Accumulating | N/A |
| Class Z | 0.00% | 0.00% | Accumulating | N/A |
| Class ZH | 0.00% | 0.00% | Accumulating | N/A |
| Class ZB | 0.00% | 0.00% | Distributing | N/A |
| Class ZBH | 0.00% | 0.00% | Distributing | N/A |

See Section 3.1 for a more detailed description of all Fees and Expenses.

d) Robeco QI Global Multi-Factor Credits

Investment policy

Objective The Sub-fund aims to provide long term capital growth while at the same time promoting certain ESG (i.e. Environmental, Social and corporate Governance) characteristics and integrating sustainability risks in the investment process.

Strategy The Sub-fund invests systematically in predominantly investment grade credits and focuses on offering exposure to a number of quantitative strategies in a diversified way, such as, but not limited to, a strategy focusing on bonds with a low level of expected risk (Low volatility); a strategy focusing on bonds with an attractive valuation (Value) and a strategy focusing on bonds of companies with a medium term attractive performance trend (Momentum).

The Sub-fund invests at least two-thirds of its total assets in non-government bonds and similar non-government fixed income securities from all around the world with a minimal rating of "BBB-" or equivalent by at least one of the recognized rating agencies. The Sub-fund may not invest in bonds and similar fixed income securities with a rating below "BB-".

The Sub-fund promotes environmental and/or social characteristics within the meaning of Article 8 of the Regulation (EU) 2019/2088 of 27 November 2019 on sustainability-related disclosures in the financial sector. The Sub-fund strives for economic results, while at the same time taking into account environmental, social and governance characteristics which are further explained in Appendix VIII.

The Sub-fund is actively managed and uses the Benchmark for asset allocation purposes. However, although securities may be components of the Benchmark, securities outside the Benchmark may be selected too. The Sub-fund can deviate from the weightings of the Benchmark. The Management Company has discretion over the composition of the portfolio subject to the investment objectives. The Sub-fund aims to outperform the Benchmark over the long run, whilst still controlling relative risk through the applications of limits (on currencies) to the extent of deviation from the Benchmark. This will consequently limit the deviation of the performance relative to the Benchmark.

The Benchmark is a broad market weighted index that is not consistent with the environmental, social and governance characteristics promoted by the Sub-fund.

Financial Instruments and Investment Restrictions The Sub-fund is allowed to invest in money market instruments, bank deposits (other than deposits at sight) and other eligible liquid assets for treasury purposes and in case of unfavourable market conditions.

The Sub-fund may hold up to 20% of its net assets in ancillary liquid assets (bank deposits at sight, such as cash held in current accounts). Under exceptionally unfavourable market conditions and if justified in the interest of the Shareholders, the Sub-fund may temporarily exceed the aforementioned limit for investment in ancillary liquid assets and other liquid instruments.

Whilst the Sub-fund may use derivatives extensively for investment purposes as well as for hedging and efficient portfolio management, it does not intend to utilize derivatives extensively for such purposes. The Sub-fund does not however use a specific derivatives strategy but will use derivatives non-extensively for investment purposes in accordance with its investment policy and for efficiently managing the investments of the Sub-fund.

The buying or selling of exchange traded and over-the-counter derivatives are permitted, including but not limited to futures (including but not limited to interest rate futures, bond futures), swaps (including but not limited to interest rate swaps, credit default swaps ("CDS"), index swaps, CDS basket swaps and cross currency swaps) and currency forwards.

The Sub-fund may not invest more than:

- 10% of its total assets in equities or other participation rights (these holdings may only result from corporate actions and/or debt restructuring and not from direct investments by the Sub-fund) or in other UCIs and/or UCITS that may be managed by an Affiliated Entity;
- 10% of its total assets in convertible bonds; and
- one third of its total assets in money market instruments.

Exchange traded and over-the-counter derivatives are permitted, including but not limited to futures, swaps, options, currency forwards and/or combinations of the above. The Sub-fund may use

derivatives for investment purposes as well as for hedging and efficient portfolio management.

The Sub-fund will not invest directly in equities (with the exception of equities which are received as a result of a corporate action and/or debt restructuring).

Currency The Sub-fund aims to align the currency exposure of the Sub-fund with the Benchmark including through the use of derivatives.

Profile of the typical Investor The Sub-fund is suitable for Investors who seek ESG considerations to be integrated as binding element in the investment process, while still seeking optimum returns. It is also suitable for informed and/or experienced Investors wishing to attain defined investment objectives. The Sub-fund does not provide a capital guarantee. The Investor must be able to accept volatility. This Sub-fund is suitable for Investors who can afford to set aside the capital for at least 3-5 years. It can accommodate the investment objective of capital growth, income and/or portfolio diversification.

Please note that such information is provided for reference only and Investors should consider their own circumstances, including without limitation, their own risk tolerance level, financial circumstance, investment objective etc., before making any investment decisions. If in doubt, Investors should seek professional advice.

Risk profile of the Sub-fund The investments in bonds and debt instruments may involve risks (for example linked to the default of the issuers, downgrading, exchange rates, interest rates, liquidity and inflation). The Sub-fund's investments are subject to market fluctuations. No assurance can, therefore, be given that the Sub-fund's investment objective will be achieved. It cannot be guaranteed either that the value of a Share in the Sub-fund will not fall below its value at the time of acquisition.

The sustainability risk profile can be split into different sustainability risk sources and is expressed using categories ranging from lowest risk till highest risk. The risk classification relates to both the probability and potential negative impact of sustainability risk on the portfolio return. The classification relates to the portfolio only: there is no comparison to any benchmark.

Robeco distinguishes between sustainability risk of companies and governments. For companies, there is a total risk classification, a classification of environmental risks, a classification of social risks, and a classification of governance risk. The classifications are based on a variety of Environmental, Social, and Governance (ESG) issues provided by a third party that is specialized in the assessment of sustainability risks. The classification provides an indication of the probability and potential impact of an ESG event in the period of one year.

| <i>Company Risk</i> | ← <i>Lowest</i> | <i>Highest</i> → |
|-------------------------------|-----------------|------------------|
| Sustainability Risk (Overall) | | X |
| Environmental Risk | X | |
| Social Risk | | X |
| Governance Risk | X | |

Climate change leads to extreme weather events that may have a negative economic impact on investments. Based on a climate risk model provided by a third party specialized in climate risk, the physical risks that the portfolio is most vulnerable to are assessed. This Sub-fund's primary physical risks are (1) Extreme Heat, (2) Fluvial Flooding, and (3) Coastal Flooding.

Climate risk models are complex and surrounded by a high degree of uncertainty as result of assumptions and availability of data. As result, a change in the methodology may lead to a change in the risk classification. The climate risk model assesses the potential costs for decarbonizing for companies. Active policies and ambitions of companies are not taken into account contrary to the 'ESG' scores that focus on policies and ambitions.

Risk considerations for the Sub-fund Investors should note that, in addition to the above mentioned risks, the investment strategy and risks inherent to the Sub-fund are not typically encountered in traditional fixed income long only funds. The Sub-fund may use derivatives as part of its investment strategy and such investments are inherently volatile and the Sub-fund could potentially be exposed to additional

risks and costs should the market move against it. The Sub-fund may also use derivatives to take short positions in some investments. Should the value of such investment increase, it will have a negative effect on the Sub-fund's value. In extreme market conditions, the Sub-fund may be faced with theoretically unlimited losses. Such extreme market conditions could mean that Investors could, in certain circumstances, face minimal or no returns, or may even suffer a loss on such investments.

The investment risk will be measured using quantitative techniques. The investment risk of using derivatives is also incorporated in these quantitative techniques. For more information regarding e.g. the exposure calculation method, the maximum leverage or the expected levels of leverage as a result of the use of derivatives as well as a brief explanation as to the basis for such calculation, please consult [APPENDIX III – RISK MANAGEMENT PROCESS](#).

| Base currency | EUR | | | |
|---|-----------------|-------------|--------------|-------------------------|
| Type of Currency Hedged Share Classes (H) | Benchmark Hedge | | | |
| Issue date | 15 June 2015 | | | |
| Share Classes | Management fee | Service fee | Type | Performance Fee portion |
| Regular share classes | | | | |
| Class A | 1.30% | 0.16% | Accumulating | N/A |
| Class AH | 1.30% | 0.16% | Accumulating | N/A |
| Class A1 | 1.30% | 0.16% | Distributing | N/A |
| Class A1H | 1.30% | 0.16% | Distributing | N/A |
| Class B | 0.60% | 0.16% | Distributing | N/A |
| Class BH | 0.60% | 0.16% | Distributing | N/A |
| Class Bx | 0.60% | 0.16% | Distributing | N/A |
| Class BxH | 0.60% | 0.16% | Distributing | N/A |
| Class D | 0.60% | 0.16% | Accumulating | N/A |
| Class DH | 0.60% | 0.16% | Accumulating | N/A |
| Class D2H | 1.50% | 0.16% | Accumulating | N/A |
| Class D3H | 1.50% | 0.16% | Distributing | N/A |
| Class EH | 0.60% | 0.16% | Distributing | N/A |
| Class M | 1.75% | 0.16% | Accumulating | N/A |
| Class MH | 1.75% | 0.16% | Accumulating | N/A |
| Class M2 | 2.50% | 0.16% | Accumulating | N/A |
| Class M2H | 2.50% | 0.16% | Accumulating | N/A |
| Class M3 | 2.50% | 0.16% | Distributing | N/A |
| Class M3H | 2.50% | 0.16% | Distributing | N/A |
| Privileged share classes | | | | |
| Class C | 0.30% | 0.16% | Distributing | N/A |
| Class CH | 0.30% | 0.16% | Distributing | N/A |
| Class Cx | 0.30% | 0.16% | Distributing | N/A |
| Class CxH | 0.30% | 0.16% | Distributing | N/A |
| Class F | 0.30% | 0.16% | Accumulating | N/A |
| Class FH | 0.30% | 0.16% | Accumulating | N/A |
| Class G | 0.30% | 0.16% | Distributing | N/A |
| Class GH | 0.30% | 0.16% | Distributing | N/A |
| Class S | 0.30% | 0.16% | Accumulating | N/A |
| Class SH | 0.30% | 0.16% | Accumulating | N/A |
| Institutional share classes | | | | |
| Class I | 0.30% | 0.12% | Accumulating | N/A |
| Class IB | 0.30% | 0.12% | Distributing | N/A |
| Class IBx | 0.30% | 0.12% | Distributing | N/A |
| Class IBH | 0.30% | 0.12% | Distributing | N/A |
| Class IBxH | 0.30% | 0.12% | Distributing | N/A |
| Class IH | 0.30% | 0.12% | Accumulating | N/A |
| Class IE | 0.30% | 0.12% | Distributing | N/A |
| Class IEH | 0.30% | 0.12% | Distributing | N/A |

| | | | | |
|-----------|-------|-------|--------------|-----|
| Class K | 0.30% | 0.12% | Accumulating | N/A |
| Class KH | 0.30% | 0.12% | Accumulating | N/A |
| Class K1 | 0.30% | 0.12% | Accumulating | N/A |
| Class K1H | 0.30% | 0.12% | Accumulating | N/A |
| Class K2 | 0.30% | 0.12% | Accumulating | N/A |
| Class K2H | 0.30% | 0.12% | Accumulating | N/A |
| Class K3 | 0.30% | 0.12% | Accumulating | N/A |
| Class K3H | 0.30% | 0.12% | Accumulating | N/A |
| Class Z | 0.00% | 0.00% | Accumulating | N/A |
| Class ZH | 0.00% | 0.00% | Accumulating | N/A |
| Class ZB | 0.00% | 0.00% | Distributing | N/A |
| Class ZBH | 0.00% | 0.00% | Distributing | N/A |

See Section 3.1 for a more detailed description of all Fees and Expenses.

e) Robeco QI Global Multi-Factor Bonds

Investment policy

Objective The Sub-fund aims to provide a well-diversified global government and corporate bonds portfolio and long term capital growth while at the same time promoting certain ESG (i.e. Environmental, Social and corporate Governance) characteristics and integrating sustainability risks in the investment process.

Strategy The Sub-fund invests systematically at least two-thirds of its total assets directly or indirectly in worldwide government and corporate bonds and other marketable debt securities and instruments (which may include short dated fixed or floating rate securities) issued or guaranteed by OECD member states and by companies based in OECD countries.

The Sub-fund promotes environmental and/or social characteristics within the meaning of Article 8 of the Regulation (EU) 2019/2088 of 27 November 2019 on sustainability-related disclosures in the financial sector. The Sub-fund strives for economic results, while at the same time taking into account environmental, social and governance characteristics which are further explained in Appendix VIII.

The Sub-fund is actively managed and uses the Benchmark for asset allocation purposes. However, although securities may be components of the Benchmark, securities outside the Benchmark may be selected too. The Sub-fund can deviate from the weightings of the Benchmark. The Management Company has discretion over the composition of the portfolio subject to the investment objectives. The Sub-fund aims to outperform the Benchmark over the long run, whilst still controlling relative risk through the applications of limits (on currencies, issuers and ratings) to the extent of deviation from the Benchmark. This will consequently limit the deviation of the performance relative to the Benchmark.

The Benchmark is a broad market weighted index that is not consistent with the environmental, social and governance characteristics promoted by the Sub-fund.

Financial Instruments and Investment Restrictions The Sub-fund may invest in money market instruments, bank deposits (other than deposits at sight) and other eligible liquid assets for treasury purposes and in case of unfavourable market conditions.

The Sub-fund may hold up to 20% of its net assets in ancillary liquid assets (bank deposits at sight, such as cash held in current accounts). Under exceptionally unfavourable market conditions and if justified in the interest of the Shareholders, the Sub-fund may temporarily exceed the aforementioned limit for investment in ancillary liquid assets and other liquid instruments.

The Sub-fund may invest up to 15% of its net assets in onshore debt securities issued within the PRC through Bond Connect.

The Sub-fund may not invest more than:

- 10% of its total assets in equities or other participation rights (these holdings may only result from corporate actions and/or debt restructuring and not from direct investments by the Sub-fund);
- 25% of its total assets in convertible bonds; and
- one third of its total assets in money market instruments.

The Sub-fund may acquire units of UCITS and/or other UCIs up to 30% of its net assets but may not invest more than 20% of its assets in the same UCITS and/or other UCI.

Exchange traded and over-the-counter derivatives are permitted, including but not limited to futures, swaps, options, currency forwards and/or combinations of the above. The Sub-fund may use derivatives for investment purposes as well as for hedging and efficient portfolio management.

The Sub-fund will not invest directly in equities (with the exception of equities which are received as a result of a corporate action and/or debt restructuring).

Currency The Sub-fund aims to align the currency exposure of the Sub-fund with the Benchmark including through the use of derivatives.

Profile of the typical Investor

The Sub-fund is suitable for Investors who seek ESG considerations to be integrated as binding element in the investment process, while still seeking optimum returns. It is also suitable for informed and/or experienced Investors wishing to attain defined investment objectives. The Sub-fund does not provide a capital guarantee. The Investor must be able to accept volatility. This Sub-fund is suitable for Investors who can afford to set aside the capital for at least 3-5 years. It can accommodate the investment objective of capital growth, income and/or portfolio diversification.

Please note that such information is provided for reference only and Investors should consider their own circumstances, including without limitation, their own risk tolerance level, financial circumstance, investment objective etc., before making any investment decisions. If in doubt, Investors should seek professional advice.

Risk profile of the Sub-fund

The investments in bonds and debt instruments may involve risks (for example linked to the default of the issuers, downgrading, exchange rates, interest rates, liquidity and inflation). The Sub-fund's investments are subject to market fluctuations. No assurance can, therefore, be given that the Sub-fund's investment objective will be achieved. It cannot be guaranteed either that the value of a Share in the Sub-fund will not fall below its value at the time of acquisition.

The sustainability risk profile can be split into different sustainability risk sources and is expressed using categories ranging from lowest risk till highest risk. The risk classification relates to both the probability and potential negative impact of sustainability risk on the portfolio return. The classification relates to the portfolio only: there is no comparison to any benchmark.

Robeco distinguishes between sustainability risk of companies and governments. For companies, there is a total risk classification, a classification of environmental risks, a classification of social risks, and a classification of governance risk. The classifications are based on a variety of Environmental, Social, and Governance (ESG) issues provided by a third party that is specialized in the assessment of sustainability risks. The classification provides an indication of the probability and potential impact of an ESG event in the period of one year.

| <i>Company Risk</i> | ← <i>Lowest</i> | <i>Highest</i> → |
|-------------------------------|-----------------|------------------|
| Sustainability Risk (Overall) | | X |
| Environmental Risk | X | |
| Social Risk | | X |
| Governance Risk | X | |

For investments in government bonds, there is a total sustainability risk classification, a classification of environmental risk, a classification of social risk, and a classification of governance risk. The classifications are based on an internal sustainability risk metric for country sustainability risk. These indicators are based on a fixed set of Environmental, Social, and Governance criteria. The classification provides an indication of the probability and potential impact of at least one year.

| <i>Government Risk</i> | ← <i>Lowest</i> | <i>Highest</i> → |
|-------------------------------|-----------------|------------------|
| Sustainability Risk (Overall) | X | |
| Environmental Risk | X | |
| Social Risk | X | |
| Governance Risk | X | |

Robeco makes use of a climate risk metric provided by a third party specialized in climate risk. Based on a 1.5-degrees decarbonization pathway, the potential impact of climate transition risk is estimated. This is a reflection of the potential decarbonization costs for the next 80 years, of which the heavy point is estimated to be approximately in 15 years. This impact on return is compared to the market risk profile of the Sub-fund and turned into risk classification.

| | | |
|-------------------------|-----------------|------------------|
| <i>Company Risk</i> | ← <i>Lowest</i> | <i>Highest</i> → |
| Climate Transition Risk | X | |

Climate change leads to extreme weather events that may have a negative economic impact on investments. Based on a climate risk model provided by a third party specialized in climate risk, the physical risks that the portfolio is most vulnerable to are assessed. This Sub-fund's primary physical risks are (1) Extreme Heat, (2) Fluvial Flooding, and (3) Coastal Flooding.

Climate risk models are complex and surrounded by a high degree of uncertainty as result of assumptions and availability of data. As result, a change in the methodology may lead to a change in the risk classification. The climate risk model assesses the potential costs for decarbonizing for companies. Active policies and ambitions of companies are not taken into account contrary to the 'ESG' scores that focus on policies and ambitions.

Risk considerations for the Sub-fund

Investors should note that, in addition to the above mentioned risks, the investment strategy and risks inherent to the Sub-fund are not typically encountered in traditional fixed income long only funds. The Sub-fund may use derivatives as part of its investment strategy and such investments are inherently volatile and the Sub-fund could potentially be exposed to additional risks and costs should the market move against it. The Sub-fund may also use derivatives to take short positions in some investments. Should the value of such investment increase, it will have a negative effect on the Sub-fund's value. In extreme market conditions, the Sub-fund may be faced with theoretically unlimited losses. Such extreme market conditions could mean that Investors could, in certain circumstances, face minimal or no returns, or may even suffer a loss on such investments.

The Sub-fund may invest in mainland China in the CIBM through Bond Connect. Please refer to Section 4 – Risk Considerations for more information of the risks regarding the CIBM and Bond Connect.

The investment risk will be measured using quantitative techniques. The investment risk of using derivatives is also incorporated in these quantitative techniques. For more information regarding e.g. the exposure calculation method, the maximum leverage or the expected levels of leverage as a result of the use of derivatives as well as a brief explanation as to the basis for such calculation, please consult [APPENDIX III – RISK MANAGEMENT PROCESS](#).

Base currency EUR

Type of Currency Benchmark Hedge
Hedged Share Classes (H)

Issue date 26 November 2019

| Share Classes | Management fee | Service fee | Type | Performance Fee portion |
|-----------------------|----------------|-------------|--------------|-------------------------|
| Regular share classes | | | | |
| Class AH | 1.30% | 0.16% | Accumulating | N/A |
| Class A1H | 1.30% | 0.16% | Distributing | N/A |
| Class BH | 0.60% | 0.16% | Distributing | N/A |
| Class BxH | 0.60% | 0.16% | Distributing | N/A |
| Class DH | 0.60% | 0.16% | Accumulating | N/A |
| Class EH | 0.60% | 0.16% | Distributing | N/A |
| Class MH | 1.30% | 0.16% | Accumulating | N/A |
| Class M2 | 2.50% | 0.16% | Accumulating | N/A |
| Class M2H | 2.50% | 0.16% | Accumulating | N/A |
| Class M3 | 2.50% | 0.16% | Distributing | N/A |
| Class M3H | 2.50% | 0.16% | Distributing | N/A |

| Privileged share classes | | | | |
|-----------------------------|-------|-------|--------------|-----|
| Class C | 0.30% | 0.16% | Distributing | N/A |
| Class CH | 0.30% | 0.16% | Distributing | N/A |
| Class Cx | 0.30% | 0.16% | Distributing | N/A |
| Class CxH | 0.30% | 0.16% | Distributing | N/A |
| Class F | 0.30% | 0.16% | Accumulating | N/A |
| Class FH | 0.30% | 0.16% | Accumulating | N/A |
| Class G | 0.30% | 0.16% | Distributing | N/A |
| Class GH | 0.30% | 0.16% | Distributing | N/A |
| Class S | 0.35% | 0.16% | Accumulating | N/A |
| Class SH | 0.35% | 0.16% | Accumulating | N/A |
| Institutional share classes | | | | |
| Class IH | 0.30% | 0.12% | Accumulating | N/A |
| Class IB | 0.30% | 0.12% | Distributing | N/A |
| Class IBx | 0.30% | 0.12% | Distributing | N/A |
| Class IBH | 0.30% | 0.12% | Distributing | N/A |
| Class IBxH | 0.30% | 0.12% | Distributing | N/A |
| Class IE | 0.30% | 0.12% | Distributing | N/A |
| Class IEH | 0.30% | 0.12% | Distributing | N/A |
| Class K | 0.30% | 0.12% | Accumulating | N/A |
| Class KH | 0.30% | 0.12% | Accumulating | N/A |
| Class K1 | 0.30% | 0.12% | Accumulating | N/A |
| Class K1H | 0.30% | 0.12% | Accumulating | N/A |
| Class K2 | 0.30% | 0.12% | Accumulating | N/A |
| Class K2H | 0.30% | 0.12% | Accumulating | N/A |
| Class K3 | 0.30% | 0.12% | Accumulating | N/A |
| Class K3H | 0.30% | 0.12% | Accumulating | N/A |
| Class ZH | 0.00% | 0.00% | Accumulating | N/A |
| Class ZB | 0.00% | 0.00% | Distributing | N/A |
| Class ZBH | 0.00% | 0.00% | Distributing | N/A |

See Section 3.1 for a more detailed description of all Fees and Expenses.

f) Robeco Global Credits – Short Maturity

Investment
policy

Objective The Sub-fund aims to provide long term capital growth while at the same time promoting certain ESG (i.e. Environmental, Social and corporate Governance) characteristics and integrating sustainability risks in the investment process.

Strategy The Sub-fund invests at least two-thirds of its total assets in non-government bonds (which may include contingent convertible bonds (also "CoCo" bonds)) and similar non-government fixed income securities and asset backed securities from all around the world. The Sub-fund invest mainly in bonds with a short maturity.

The Sub-fund promotes environmental and/or social characteristics within the meaning of Article 8 of the Regulation (EU) 2019/2088 of 27 November 2019 on sustainability-related disclosures in the financial sector. The Sub-fund strives for economic results, while at the same time taking into account environmental, social and governance characteristics which are further explained in Appendix VIII.

The Sub-fund is actively managed and uses the Benchmark for asset allocation purposes. However, although securities may be components of the Benchmark, securities outside the Benchmark may be selected too. The Sub-fund can deviate substantially from the weightings of the Benchmark. The Management Company has discretion over the composition of the portfolio subject to the investment objectives. The Sub-fund aims to outperform the Benchmark over the long run, whilst still controlling relative risk through the applications of limits (on currencies) to the extent of deviation from the Benchmark. This will consequently limit the deviation of the performance relative to the Benchmark.

The Benchmark is a broad market weighted index that is not consistent with the environmental, social and governance characteristics promoted by the Sub-fund.

*Financial
Instruments
and Investment
Restrictions*

The Sub-fund will invest in financial derivative instruments for hedging and optimal portfolio management purposes but also to actively take positions in the global bond, money market, interest rates and currency markets.

The Sub-fund is allowed to invest in money market instruments, bank deposits (other than deposits at sight) and other eligible liquid assets for treasury purposes and in case of unfavourable market conditions.

The Sub-fund may hold up to 20% of its net assets in ancillary liquid assets (bank deposits at sight, such as cash held in current accounts). Under exceptionally unfavourable market conditions and if justified in the interest of the Shareholders, the Sub-fund may temporarily exceed the aforementioned limit for investment in ancillary liquid assets and other liquid instruments.

The Sub-fund may invest up to 10% of its net assets in onshore debt securities issued within the PRC through Bond Connect.

The Sub-fund may not invest more than:

- 20% of its total assets in asset backed securities;
- 10% of its total assets in equities or other participation rights (these holdings may only result from corporate actions and/or debt restructuring and not from direct investments by the Sub-fund) or in other UCIs and/or UCITS that may be managed by an Affiliated Entity;
- 25% of its total assets in convertible bonds (including up to 20% of its total assets in contingent convertible bonds (also "CoCo" bonds)); and
- one third of its total assets in money market instruments.

Exchange traded and over-the-counter derivatives are permitted, including but not limited to futures, swaps, options, currency forwards and/or combinations of the above. The Sub-fund may use derivatives for investment purposes as well as for hedging and efficient portfolio management.

The Sub-fund will not invest directly in equities (with the exception of equities which are received as a result of a corporate action and/or debt restructuring).

Currency

The Sub-fund aims to align the currency exposure of the Sub-fund with the Benchmark including through the use of derivatives.

Profile of the typical Investor The Sub-fund is suitable for Investors who seek ESG considerations to be integrated as binding element in the investment process, while still seeking optimum returns. It is also suitable for informed and/or experienced Investors wishing to attain defined investment objectives. The Sub-fund does not provide a capital guarantee. The Investor must be able to accept volatility. This Sub-fund is suitable for Investors who can afford to set aside the capital for at least 3-5 years. It can accommodate the investment objective of capital growth, income and/or portfolio diversification.

Please note that such information is provided for reference only and Investors should consider their own circumstances, including without limitation, their own risk tolerance level, financial circumstance, investment objective etc., before making any investment decisions. If in doubt, Investors should seek professional advice.

Risk profile of the Sub-fund The investments in bonds and debt instruments may involve risks (for example linked to the default of the issuers, downgrading, exchange rates, interest rates, liquidity and inflation). The Sub-fund's investments are subject to market fluctuations. No assurance can, therefore, be given that the Sub-fund's investment objective will be achieved. It cannot be guaranteed either that the value of a Share in the Sub-fund will not fall below its value at the time of acquisition.

The sustainability risk profile can be split into different sustainability risk sources and is expressed using categories ranging from lowest risk till highest risk. The risk classification relates to both the probability and potential negative impact of sustainability risk on the portfolio return. The classification relates to the portfolio only: there is no comparison to any benchmark.

Robeco distinguishes between sustainability risk of companies and governments. For companies, there is a total risk classification, a classification of environmental risks, a classification of social risks, and a classification of governance risk. The classifications are based on a variety of Environmental, Social, and Governance (ESG) issues provided by a third party that is specialized in the assessment of sustainability risks. The classification provides an indication of the probability and potential impact of an ESG event in the period of one year.

| <i>Company Risk</i> | <i>← Lowest</i> | <i>Highest →</i> |
|-------------------------------|-----------------|------------------|
| Sustainability Risk (Overall) | | X |
| Environmental Risk | X | |
| Social Risk | | X |
| Governance Risk | | X |

Robeco makes use of a climate risk metric provided by a third party specialized in climate risk. Based on a 1.5-degrees decarbonization pathway, the potential impact of climate transition risk is estimated. This is a reflection of the potential decarbonization costs for the next 80 years, of which the heavy point is estimated to be approximately in 15 years. This impact on return is compared to the market risk profile of the Sub-fund and turned into risk classification.

| <i>Company Risk</i> | <i>← Lowest</i> | <i>Highest →</i> |
|-------------------------|-----------------|------------------|
| Climate Transition Risk | | X |

Climate change leads to extreme weather events that may have a negative economic impact on investments. Based on a climate risk model provided by a third party specialized in climate risk, the physical risks that the portfolio is most vulnerable to are assessed. This Sub-fund's primary physical risks are (1) Coastal Flooding, (2) Extreme Heat, and (3) Tropical Cyclone.

Climate risk models are complex and surrounded by a high degree of uncertainty as result of assumptions and availability of data. As result, a change in the methodology may lead to a change in the risk classification. The climate risk model assesses the potential costs for decarbonizing for companies. Active policies and ambitions of companies are not taken into account contrary to the 'ESG' scores that focus on policies and ambitions.

Risk considerations for the Sub-fund

Investors should note that, in addition to the above mentioned risks, the investment strategy and risks inherent to the Sub-fund are not typically encountered in traditional fixed income long only funds. The Sub-fund may use derivatives as part of its investment strategy and such investments are inherently volatile and the Sub-fund could potentially be exposed to additional risks and costs should the market move against it. The Sub-fund may also use derivatives to take short synthetic positions in some investments. Should the value of such investment increase, it will have a negative effect on the Sub-fund's value. In extreme market conditions, the Sub-fund may be faced with theoretically unlimited losses. Such extreme market conditions could mean that Investors could, in certain circumstances, face minimal or no returns, or may even suffer a loss on such investments.

The Sub-fund may invest in mainland China in the CIBM through Bond Connect. Please refer to Section 4 – Risk Considerations for more information of the risks regarding the CIBM and Bond Connect.

The investment risk will be measured using quantitative techniques. The investment risk of using derivatives is also incorporated in these quantitative techniques. For more information regarding e.g. the exposure calculation method, the maximum leverage or the expected levels of leverage as a result of the use of derivatives as well as a brief explanation as to the basis for such calculation, please consult [APPENDIX III – RISK MANAGEMENT PROCESS](#).

Base currency EUR

Type of Currency Hedged Share Classes (H) Benchmark Hedge

Issue date 28 September 2017

| Share Class | Management fee | Service fee | Type | Performance Fee portion |
|-----------------------------|----------------|-------------|--------------|-------------------------|
| Regular share classes | | | | |
| Class A | 1.30% | 0.16% | Accumulating | N/A |
| Class AH | 1.30% | 0.16% | Accumulating | N/A |
| Class A1 | 1.30% | 0.16% | Distributing | N/A |
| Class A1H | 1.30% | 0.16% | Distributing | N/A |
| Class B | 0.60% | 0.16% | Distributing | N/A |
| Class BH | 0.60% | 0.16% | Distributing | N/A |
| Class Bx | 0.60% | 0.16% | Distributing | N/A |
| Class BxH | 0.60% | 0.16% | Distributing | N/A |
| Class D | 0.60% | 0.16% | Accumulating | N/A |
| Class DH | 0.60% | 0.16% | Accumulating | N/A |
| Class D2H | 0.80% | 0.16% | Accumulating | N/A |
| Class D3H | 0.80% | 0.16% | Distributing | N/A |
| Class EH | 0.60% | 0.16% | Distributing | N/A |
| Class M | 1.75% | 0.16% | Accumulating | N/A |
| Class MH | 1.75% | 0.16% | Accumulating | N/A |
| Class M2 | 1.00% | 0.16% | Accumulating | N/A |
| Class M2H | 1.00% | 0.16% | Accumulating | N/A |
| Class M3 | 1.00% | 0.16% | Distributing | N/A |
| Class M3H | 1.00% | 0.16% | Distributing | N/A |
| Privileged share classes | | | | |
| Class C | 0.30% | 0.16% | Distributing | N/A |
| Class CH | 0.30% | 0.16% | Distributing | N/A |
| Class Cx | 0.30% | 0.16% | Distributing | N/A |
| Class CxH | 0.30% | 0.16% | Distributing | N/A |
| Class F | 0.30% | 0.16% | Accumulating | N/A |
| Class FH | 0.30% | 0.16% | Accumulating | N/A |
| Class G | 0.30% | 0.16% | Distributing | N/A |
| Class GH | 0.30% | 0.16% | Distributing | N/A |
| Institutional share classes | | | | |
| Class I | 0.30% | 0.12% | Accumulating | N/A |
| Class IH | 0.30% | 0.12% | Accumulating | N/A |

| | | | | |
|------------|-------|-------|--------------|-----|
| Class IB | 0.30% | 0.12% | Distributing | N/A |
| Class IBx | 0.30% | 0.12% | Distributing | N/A |
| Class IBH | 0.30% | 0.12% | Distributing | N/A |
| Class IBxH | 0.30% | 0.12% | Distributing | N/A |
| Class IE | 0.30% | 0.12% | Distributing | N/A |
| Class IEH | 0.30% | 0.12% | Distributing | N/A |
| Class K | 0.30% | 0.12% | Accumulating | N/A |
| Class KH | 0.30% | 0.12% | Accumulating | N/A |
| Class K1 | 0.30% | 0.12% | Accumulating | N/A |
| Class K1H | 0.30% | 0.12% | Accumulating | N/A |
| Class K2 | 0.30% | 0.12% | Accumulating | N/A |
| Class K2H | 0.30% | 0.12% | Accumulating | N/A |
| Class K3 | 0.30% | 0.12% | Accumulating | N/A |
| Class K3H | 0.30% | 0.12% | Accumulating | N/A |
| Class Z | 0.00% | 0.00% | Accumulating | N/A |
| Class ZH | 0.00% | 0.00% | Accumulating | N/A |
| Class ZB | 0.00% | 0.00% | Distributing | N/A |
| Class ZBH | 0.00% | 0.00% | Distributing | N/A |

See Section 3.1 for a more detailed description of all Fees and Expenses.

g) Robeco Corporate Hybrid Bonds

Investment
policy

Objective The Sub-fund aims to provide long term capital growth while at the same time promoting certain ESG (i.e. Environmental, Social and corporate Governance) characteristics and integrating sustainability risks in the investment process.

Strategy The Sub-fund invests at least two-thirds of its total assets in non-government bonds (which may include subordinated bonds) and similar non-government fixed income securities and asset backed securities. At least 50% of the Sub-fund's assets shall be invested in corporate hybrid bonds. Corporate hybrids are bonds, which due to their structure have both debt- and equity capital characteristics. Corporate hybrids are subordinated bonds, which rank between debt and equity in a company's capital structure. They are mainly issued by investment grade issuers to support their credit ratings, as rating agencies partially treat hybrids as equity capital.

The Sub-fund promotes environmental and/or social characteristics within the meaning of Article 8 of the Regulation (EU) 2019/2088 of 27 November 2019 on sustainability-related disclosures in the financial sector. The Sub-fund strives for economic results, while at the same time taking into account environmental, social and governance characteristics which are further explained in Appendix VIII.

The Sub-fund is actively managed and uses the Benchmark for asset allocation purposes. However, although securities may be components of the Benchmark, securities outside the Benchmark may be selected too. The Sub-fund can deviate substantially from the weightings of the Benchmark. The Management Company has discretion over the composition of the portfolio subject to the investment objectives. The Sub-fund aims to outperform the Benchmark over the long run, whilst still controlling relative risk through the applications of limits (on currencies and issuers) to the extent of deviation from the Benchmark. This will consequently limit the deviation of the performance relative to the Benchmark.

The Benchmark is a broad market weighted index that is not consistent with the environmental, social and governance characteristics promoted by the Sub-fund.

*Financial
Instruments and
Investment
Restrictions*

The Sub-fund will invest in financial derivative instruments for hedging and optimal portfolio management purposes but also to actively take positions in the global bond, money market, interest rates and currency markets.

The Sub-fund is allowed to invest in money market instruments, bank deposits (other than deposits at sight) and other eligible liquid assets for treasury purposes and in case of unfavourable market conditions.

The Sub-fund may hold up to 20% of its net assets in ancillary liquid assets (bank deposits at sight, such as cash held in current accounts). Under exceptionally unfavourable market conditions and if justified in the interest of the Shareholders, the Sub-fund may temporarily exceed the aforementioned limit for investment in ancillary liquid assets and other liquid instruments.

The Sub-fund may not invest more than:

- 20% of its total assets in asset backed securities;
- 10% of its total assets in high yield bonds;
- 10% of its total assets in equities or other participation rights (these holdings may only result from corporate actions and/or debt restructuring and not from direct investments by the Sub-fund) or in other UCIs and/or UCITS that may be managed by an Affiliated Entity;
- 25% of its total assets in convertible bonds (including up to 20% of its total assets in contingent convertible bonds (also "CoCo" bonds); and
- one third of its total assets in money market instruments.

Exchange traded and over-the-counter derivatives are permitted, including but not limited to futures, swaps, options, currency forwards and/or combinations of the above. The Sub-fund may use derivatives for investment purposes as well as for hedging and efficient portfolio management.

The Sub-fund will not invest directly in equities (with the exception of equities which are received as a result of a corporate action and/or debt restructuring).

Currency The Sub-fund aims to align the currency exposure of the Sub-fund with the Benchmark including through the use of derivatives.

Profile of the typical Investor The Sub-fund is suitable for Investors who seek ESG considerations to be integrated as binding element in the investment process, while still seeking optimum returns. It is also suitable for informed and/or experienced Investors wishing to attain defined investment objectives. The Sub-fund does not provide a capital guarantee. The Investor must be able to accept volatility. This Sub-fund is suitable for Investors who can afford to set aside the capital for at least 3-5 years. It can accommodate the investment objective of capital growth, income and/or portfolio diversification.

Please note that such information is provided for reference only and Investors should consider their own circumstances, including without limitation, their own risk tolerance level, financial circumstance, investment objective etc., before making any investment decisions. If in doubt, Investors should seek professional advice.

Risk profile of the Sub-fund The investments in bonds and debt instruments may involve risks (for example linked to the default of the issuers, downgrading, exchange rates, interest rates, liquidity and inflation). The Sub-fund's investments are subject to market fluctuations. No assurance can, therefore, be given that the Sub-fund's investment objective will be achieved. It cannot be guaranteed either that the value of a Share in the Sub-fund will not fall below its value at the time of acquisition.

The sustainability risk profile can be split into different sustainability risk sources and is expressed using categories ranging from lowest risk till highest risk. The risk classification relates to both the probability and potential negative impact of sustainability risk on the portfolio return. The classification relates to the portfolio only: there is no comparison to any benchmark.

Robeco distinguishes between sustainability risk of companies and governments. For companies, there is a total risk classification, a classification of environmental risks, a classification of social risks, and a classification of governance risk. The classifications are based on a variety of Environmental, Social, and Governance (ESG) issues provided by a third party that is specialized in the assessment of sustainability risks. The classification provides an indication of the probability and potential impact of an ESG event in the period of one year.

| <i>Company Risk</i> | ← <i>Lowest</i> | <i>Highest</i> → |
|-------------------------------|-----------------|------------------|
| Sustainability Risk (Overall) | | X |
| Environmental Risk | | X |
| Social Risk | X | |
| Governance Risk | X | |

Robeco makes use of a climate risk metric provided by a third party specialized in climate risk. Based on a 1.5-degrees decarbonization pathway, the potential impact of climate transition risk is estimated. This is a reflection of the potential decarbonization costs for the next 80 years, of which the heavy point is estimated to be approximately in 15 years. This impact on return is compared to the market risk profile of the Sub-fund and turned into risk classification.

| <i>Company Risk</i> | ← <i>Lowest</i> | <i>Highest</i> → |
|-------------------------|-----------------|------------------|
| Climate Transition Risk | | X |

Climate change leads to extreme weather events that may have a negative economic impact on investments. Based on a climate risk model provided by a third party specialized in climate risk, the physical risks that the portfolio is most vulnerable to are assessed. This Sub-fund's primary physical risks are (1) Extreme Heat, (2) Tropical Cyclone, and (3) Coastal Flooding.

Climate risk models are complex and surrounded by a high degree of uncertainty as result of assumptions and availability of data. As result, a change in the methodology may lead to a change in the risk classification. The climate risk model assesses the potential costs for decarbonizing for companies. Active policies and ambitions of companies are not taken into account contrary to the 'ESG' scores that focus on policies and ambitions.

| Risk considerations for the Sub-fund | <p>Investors should note that, in addition to the above mentioned risks, the investment strategy and risks inherent to the Sub-fund are not typically encountered in traditional fixed income long only funds. The Sub-fund may use derivatives as part of its investment strategy and such investments are inherently volatile and the Sub-fund could potentially be exposed to additional risks and costs should the market move against it. The Sub-fund may also use derivatives to take short synthetic positions in some investments. Should the value of such investment increase, it will have a negative effect on the Sub-fund's value. In extreme market conditions, the Sub-fund may be faced with theoretically unlimited losses. Such extreme market conditions could mean that Investors could, in certain circumstances, face minimal or no returns, or may even suffer a loss on such investments.</p> <p>The investment risk will be measured using quantitative techniques. The investment risk of using derivatives is also incorporated in these quantitative techniques. For more information regarding e.g. the exposure calculation method, the maximum leverage or the expected levels of leverage as a result of the use of derivatives as well as a brief explanation as to the basis for such calculation, please consult APPENDIX III – RISK MANAGEMENT PROCESS.</p> | | | |
|---|---|-------------|--------------|-------------------------|
| Base currency | EUR | | | |
| Type of Currency Hedged Share Classes (H) | Benchmark Hedge | | | |
| Issue date | 15 September 2017 | | | |
| Share Classes | Management fee | Service fee | Type | Performance Fee portion |
| Regular share classes | | | | |
| Class AH | 1.30% | 0.16% | Accumulating | N/A |
| Class A1H | 1.30% | 0.16% | Distributing | N/A |
| Class BH | 0.90% | 0.16% | Distributing | N/A |
| Class BxH | 0.90% | 0.16% | Distributing | N/A |
| Class DH | 0.90% | 0.16% | Accumulating | N/A |
| Class D2H | 1.50% | 0.16% | Accumulating | N/A |
| Class D3H | 1.50% | 0.16% | Distributing | N/A |
| Class EH | 0.90% | 0.16% | Distributing | N/A |
| Class MH | 1.75% | 0.16% | Accumulating | N/A |
| Class M2 | 1.75% | 0.16% | Accumulating | N/A |
| Class M2H | 1.75% | 0.16% | Accumulating | N/A |
| Class M3 | 1.75% | 0.16% | Distributing | N/A |
| Class M3H | 1.75% | 0.16% | Distributing | N/A |
| Privileged share classes | | | | |
| Class C | 0.40% | 0.16% | Distributing | N/A |
| Class CH | 0.40% | 0.16% | Distributing | N/A |
| Class Cx | 0.40% | 0.16% | Distributing | N/A |
| Class CxH | 0.40% | 0.16% | Distributing | N/A |
| Class F | 0.40% | 0.16% | Accumulating | N/A |
| Class FH | 0.40% | 0.16% | Accumulating | N/A |
| Class G | 0.40% | 0.16% | Distributing | N/A |
| Class GH | 0.40% | 0.16% | Distributing | N/A |
| Class S | 0.40% | 0.16% | Accumulating | N/A |
| Class SH | 0.40% | 0.16% | Accumulating | N/A |
| Institutional share classes | | | | |
| Class IH | 0.40% | 0.12% | Accumulating | N/A |
| Class IB | 0.40% | 0.12% | Distributing | N/A |
| Class IBx | 0.40% | 0.12% | Distributing | N/A |
| Class IBH | 0.40% | 0.12% | Distributing | N/A |
| Class IBxH | 0.40% | 0.12% | Distributing | N/A |
| Class IE | 0.40% | 0.12% | Distributing | N/A |
| Class IEH | 0.40% | 0.12% | Distributing | N/A |
| Class IExH | 0.40% | 0.12% | Distributing | N/A |

| | | | | |
|-----------|-------|-------|--------------|-----|
| Class K | 0.40% | 0.12% | Accumulating | N/A |
| Class KH | 0.40% | 0.12% | Accumulating | N/A |
| Class K1 | 0.40% | 0.12% | Accumulating | N/A |
| Class K1H | 0.40% | 0.12% | Accumulating | N/A |
| Class K2 | 0.40% | 0.12% | Accumulating | N/A |
| Class K2H | 0.40% | 0.12% | Accumulating | N/A |
| Class K3 | 0.40% | 0.12% | Accumulating | N/A |
| Class K3H | 0.40% | 0.12% | Accumulating | N/A |
| Class ZH | 0.00% | 0.00% | Accumulating | N/A |
| Class ZB | 0.00% | 0.00% | Distributing | N/A |
| Class ZBH | 0.00% | 0.00% | Distributing | N/A |
| Class ZEH | 0.00% | 0.00% | Distributing | N/A |

See Section 3.1 for a more detailed description of all Fees and Expenses.

h) Robeco QI Global Multi-Factor High Yield

Investment policy

Objective The Sub-fund aims to provide long term capital growth while at the same time promoting certain ESG (i.e. Environmental, Social and corporate Governance) characteristics and integrating sustainability risks in the investment process.

Strategy The Sub-fund invests systematically at least two-thirds of its total assets in high yield credits (fixed income securities with a rating of "BB+" or equivalent or lower by at least one of the recognized rating agencies, or with no rating).

The Sub-fund offers balanced exposure to a number of quantitative factors by focusing on bonds with a low level of expected risk (Low Risk and Quality factors), an attractive valuation (Value), a strong performance trend (Momentum) and a small market value of debt (Size). ESG analysis and liquidity management are systematically incorporated in the investment process.

The Sub-fund promotes environmental and/or social characteristics within the meaning of Article 8 of the Regulation (EU) 2019/2088 of 27 November 2019 on sustainability-related disclosures in the financial sector. The Sub-fund strives for economic results, while at the same time taking into account environmental, social and governance characteristics which are further explained in Appendix VIII.

The Sub-fund is actively managed and uses the Benchmark for asset allocation purposes. However, although securities may be components of the Benchmark, securities outside the Benchmark may be selected too. The Sub-fund can deviate from the weightings of the Benchmark. The Management Company has discretion over the composition of the portfolio subject to the investment objectives. The Sub-fund aims to outperform the Benchmark over the long run, whilst still controlling relative risk through the applications of limits (on currencies) to the extent of deviation from the Benchmark. This will consequently limit the deviation of the performance relative to the Benchmark.

The Benchmark is a broad market weighted index that is not consistent with the environmental, social and governance characteristics promoted by the Sub-fund.

Financial Instruments and Investment Restrictions The Sub-fund is allowed to invest in money market instruments, bank deposits (other than deposits at sight) and other eligible liquid assets for treasury purposes and in case of unfavourable market conditions.

The Sub-fund may hold up to 20% of its net assets in ancillary liquid assets (bank deposits at sight, such as cash held in current accounts). Under exceptionally unfavourable market conditions and if justified in the interest of the Shareholders, the Sub-fund may temporarily exceed the aforementioned limit for investment in ancillary liquid assets and other liquid instruments.

Whilst the Sub-fund may use derivatives extensively for investment purposes as well as for hedging and efficient portfolio management, it does not intend to utilize derivatives extensively for such purposes. The Sub-fund does not however use a specific derivatives strategy but will use derivatives non extensively for investment purposes in accordance with its investment policy and for efficiently managing the investments of the Sub-fund.

The Sub-fund may not invest more than:

- 20% of its total assets in asset backed securities;
- 10% of its total assets in equities or other participation rights (these holdings may only result from corporate actions and/or debt restructuring and not from direct investments by the Sub-fund) or in other UCIs and/or UCITS that may be managed by an Affiliated Entity;
- 25% of its total assets in convertible bonds (including up to 20% of its total assets in contingent convertible bonds (also "CoCo" bonds);
- 10% of its total assets in bonds that have no rating by at least one of the recognized rating agencies; and
- one third of its total assets in money market instruments.

The Sub-fund will not invest in securities that are distressed or defaulted at the time of their purchase. In the event of a downgrading of any debt securities held by the Sub-fund, the Management Company will take all reasonable efforts to keep the Sub-fund's exposure to distressed or defaulted securities below 5% of the Sub-fund's net assets and to realise these distressed or defaulted securities as soon as reasonably practicable if this is in the best interest of Shareholders.

Exchange traded and over-the-counter derivatives are permitted, including but not limited to futures, swaps, options, currency forwards and/or combinations of the above. The Sub-fund may use derivatives for investment purposes as well as for hedging and efficient portfolio management. The Sub-fund will not invest directly in equities (with the exception of equities which are received as a result of a corporate action and/or debt restructuring).

Currency The Sub-fund aims to align the currency exposure of the Sub-fund with the Benchmark including through the use of derivatives.

Profile of the typical Investor The Sub-fund is suitable for Investors who seek ESG considerations to be integrated as binding element in the investment process, while still seeking optimum returns. It is also suitable for informed and/or experienced Investors wishing to attain defined investment objectives. The Sub-fund does not provide a capital guarantee. The Investor must be able to accept volatility. This Sub-fund is suitable for Investors who can afford to set aside the capital for at least 3-5 years. It can accommodate the investment objective of capital growth, income and/or portfolio diversification.

Please note that such information is provided for reference only and Investors should consider their own circumstances, including without limitation, their own risk tolerance level, financial circumstance, investment objective etc., before making any investment decisions. If in doubt, Investors should seek professional advice.

Risk profile of the Sub-fund The investments in bonds and debt instruments may involve risks (for example linked to the default of the issuers, downgrading, exchange rates, interest rates, liquidity and inflation). The Sub-fund's investments are subject to market fluctuations. No assurance can, therefore, be given that the Sub-fund's investment objective will be achieved. It cannot be guaranteed either that the value of a Share in the Sub-fund will not fall below its value at the time of acquisition.

The sustainability risk profile can be split into different sustainability risk sources and is expressed using categories ranging from lowest risk till highest risk. The risk classification relates to both the probability and potential negative impact of sustainability risk on the portfolio return. The classification relates to the portfolio only: there is no comparison to any benchmark.

Robeco distinguishes between sustainability risk of companies and governments. For companies, there is a total risk classification, a classification of environmental risks, a classification of social risks, and a classification of governance risk. The classifications are based on a variety of Environmental, Social, and Governance (ESG) issues provided by a third party that is specialized in the assessment of sustainability risks. The classification provides an indication of the probability and potential impact of an ESG event in the period of one year.

| <i>Company Risk</i> | ← <i>Lowest</i> | <i>Highest</i> → |
|-------------------------------|-----------------|------------------|
| Sustainability Risk (Overall) | | X |
| Environmental Risk | | X |
| Social Risk | | X |
| Governance Risk | X | |

Climate change leads to extreme weather events that may have a negative economic impact on investments. Based on a climate risk model provided by a third party specialized in climate risk, the physical risks that the portfolio is most vulnerable to are assessed. This Sub-fund's primary physical risks are (1) Extreme Heat, (2) Coastal Flooding, and (3) Tropical Cyclone.

Climate risk models are complex and surrounded by a high degree of uncertainty as result of assumptions and availability of data. As result, a change in the methodology may lead to a change in the risk classification. The climate risk model assesses the potential costs for decarbonizing for companies. Active policies and ambitions of companies are not taken into account contrary to the 'ESG' scores that focus on policies and ambitions.

Risk considerations Investors should note that, in addition to the above mentioned risks, the investment strategy and risks inherent to the Sub-fund are not typically encountered in traditional fixed income long only

for the Sub-fund funds. The Sub-fund may use derivatives as part of its investment strategy and such investments are inherently volatile and the Sub-fund could potentially be exposed to additional risks and costs should the market move against it. The Sub-fund may also use derivatives to take short synthetic positions in some investments. Should the value of such investment increase, it will have a negative effect on the Sub-fund's value. In extreme market conditions, the Sub-fund may be faced with theoretically unlimited losses. Such extreme market conditions could mean that Investors could, in certain circumstances, face minimal or no returns, or may even suffer a loss on such investments.

The investment risk will be measured using quantitative techniques. The investment risk of using derivatives is also incorporated in these quantitative techniques. For more information regarding e.g. the exposure calculation method, the maximum leverage or the expected levels of leverage as a result of the use of derivatives as well as a brief explanation as to the basis for such calculation, please consult [APPENDIX III – RISK MANAGEMENT PROCESS](#).

Base currency EUR

Type of Currency Hedged Share Classes (H) Benchmark Hedge

Issue date 5 June 2018

| Share Class | Management fee | Service fee | Type | Performance Fee portion |
|------------------------------------|----------------|-------------|--------------|-------------------------|
| Regular share classes | | | | |
| Class A | 1.30% | 0.16% | Accumulating | N/A |
| Class AH | 1.30% | 0.16% | Accumulating | N/A |
| Class A1 | 1.30% | 0.16% | Distributing | N/A |
| Class A1H | 1.30% | 0.16% | Distributing | N/A |
| Class B | 0.80% | 0.16% | Distributing | N/A |
| Class BH | 0.80% | 0.16% | Distributing | N/A |
| Class Bx | 0.80% | 0.16% | Distributing | N/A |
| Class BxH | 0.80% | 0.16% | Distributing | N/A |
| Class D | 0.80% | 0.16% | Accumulating | N/A |
| Class DH | 0.80% | 0.16% | Accumulating | N/A |
| Class D2H | 1.50% | 0.16% | Accumulating | N/A |
| Class D3H | 1.50% | 0.16% | Distributing | N/A |
| Class EH | 0.80% | 0.16% | Distributing | N/A |
| Class M | 1.75% | 0.16% | Accumulating | N/A |
| Class MH | 1.75% | 0.16% | Accumulating | N/A |
| Class M2 | 2.50% | 0.16% | Accumulating | N/A |
| Class M2H | 2.50% | 0.16% | Accumulating | N/A |
| Class M3 | 2.50% | 0.16% | Distributing | N/A |
| Class M3H | 2.50% | 0.16% | Distributing | N/A |
| Privileged share classes | | | | |
| Class C | 0.40% | 0.16% | Distributing | N/A |
| Class CH | 0.40% | 0.16% | Distributing | N/A |
| Class Cx | 0.40% | 0.16% | Distributing | N/A |
| Class CxH | 0.40% | 0.16% | Distributing | N/A |
| Class F | 0.40% | 0.16% | Accumulating | N/A |
| Class FH | 0.40% | 0.16% | Accumulating | N/A |
| Class G | 0.40% | 0.16% | Distributing | N/A |
| Class GH | 0.40% | 0.16% | Distributing | N/A |
| Class S | 0.40% | 0.16% | Accumulating | N/A |
| Class SH | 0.40% | 0.16% | Accumulating | N/A |
| Institutional share classes | | | | |
| Class I | 0.40% | 0.12% | Accumulating | N/A |
| Class IH | 0.40% | 0.12% | Accumulating | N/A |
| Class IB | 0.40% | 0.12% | Distributing | N/A |
| Class IBH | 0.40% | 0.12% | Distributing | N/A |
| Class IBx | 0.40% | 0.12% | Distributing | N/A |
| Class IBxH | 0.40% | 0.12% | Distributing | N/A |

| | | | | |
|------------|-------|-------|--------------|-----|
| Class IE | 0.40% | 0.12% | Distributing | N/A |
| Class IEH | 0.40% | 0.12% | Distributing | N/A |
| Class IExH | 0.40% | 0.12% | Distributing | N/A |
| Class K | 0.40% | 0.12% | Accumulating | N/A |
| Class KH | 0.40% | 0.12% | Accumulating | N/A |
| Class K1 | 0.40% | 0.12% | Accumulating | N/A |
| Class K1H | 0.40% | 0.12% | Accumulating | N/A |
| Class K2 | 0.40% | 0.12% | Accumulating | N/A |
| Class K2H | 0.40% | 0.12% | Accumulating | N/A |
| Class K3 | 0.40% | 0.12% | Accumulating | N/A |
| Class K3H | 0.40% | 0.12% | Accumulating | N/A |
| Class Z | 0.00% | 0.00% | Accumulating | N/A |
| Class ZH | 0.00% | 0.00% | Accumulating | N/A |
| Class ZB | 0.00% | 0.00% | Distributing | N/A |
| Class ZBH | 0.00% | 0.00% | Distributing | N/A |

See Section 3.1 for a more detailed description of all Fees and Expenses.

i) Robeco SDG Credit Income

Investment policy

Objective The Sub-fund aims to provide long term capital growth while at the same time promoting certain ESG (i.e. Environmental, Social and corporate Governance) characteristics and integrating sustainability risks in the investment process.

Strategy The Sub-fund will seek to maintain a high and consistent level of income by investing in a broad array of fixed income sectors and utilizing income efficient implementation strategies. The capital appreciation sought by the Sub-fund generally arises from decreases in interest rates or improving credit fundamentals for a particular sector or security.

The Sub-fund invests at least two-thirds of its total assets in a multi-sector portfolio of Fixed Income Instruments of varying maturities, which may be represented by forwards or derivatives such as options, futures contracts or swap agreements. "Fixed Income Instruments" include bonds, debt securities and other similar instruments issued by various public- or private-sector entities.

The Sub-fund promotes environmental and/or social characteristics within the meaning of Article 8 of the Regulation (EU) 2019/2088 of 27 November 2019 on sustainability-related disclosures in the financial sector. The Sub-fund strives for economic results, while at the same time taking into account environmental, social and governance characteristics which are further explained in Appendix VIII.

The Sub-fund takes explicitly into account the contribution of a company to the United Nations Sustainable Development Goals (SDG). The portfolio is built on the basis of the eligible investment universe and an internally developed SDG framework for mapping and measuring SDG contributions, about which more information can be obtained via the website <https://www.robeco.com/en-int/sustainable-investing/sdgs>. The Sub-fund also has the ability to have an active dialogue with the invested companies to motivate these companies to improve their contribution to the United Nations Sustainable Development Goals (SDG). It does however not intend to acquire a large percentage of outstanding securities with the purpose of enabling the Sub-fund to significantly influence the management of the invested companies. Next to advancing the SDGs the Sub-fund also takes into account environmental, social and governance characteristics which are further explained in Appendix VIII.

The Sub-fund is actively managed. The investment policy of the Sub-fund is not constrained by a benchmark.

Financial Instruments and Investment restrictions

The Sub-fund will invest in financial derivative instruments for hedging and optimal portfolio management purposes but also to actively take positions in the global bond, money market, interest rates and currency markets.

The Sub-fund is allowed to invest in money market instruments, bank deposits (other than deposits at sight) and other eligible liquid assets for treasury purposes and in case of unfavourable market conditions.

The Sub-fund may hold up to 20% of its net assets in ancillary liquid assets (bank deposits at sight, such as cash held in current accounts). Under exceptionally unfavourable market conditions and if justified in the interest of the Shareholders, the Sub-fund may temporarily exceed the aforementioned limit for investment in ancillary liquid assets and other liquid instruments.

The Sub-fund may invest up to 10% of its net assets in onshore debt securities issued within the PRC through Bond Connect.

The Sub-fund may not invest more than:

- 20% of its total assets in asset backed securities;
- 10% of its total assets in equities or other participation rights (these holdings may only result from corporate actions and/or debt restructuring and not from direct investments by the Sub-fund) or in other UCIs and/or UCITS that may be managed by an Affiliated Entity;
- 25% of its total assets in convertible bonds (including up to 20% of its total assets in contingent convertible bonds (also "CoCo" bonds); and
- one third of its total assets in money market instruments.

Exchange traded and over-the-counter derivatives are permitted, including but not limited to futures, swaps, options, currency forwards and/or combinations of the above. The Sub-fund may use derivatives for investment purposes as well as for hedging and efficient portfolio management.

The Sub-fund will not invest directly in equities (with the exception of equities which are received as a result of a corporate action and/or debt restructuring).

Currency Non-USD denominated assets will typically be hedged back into USD.

Profile of the typical Investor The Sub-fund is suitable for Investors who seek ESG considerations to be integrated as binding element in the investment process, while still seeking optimum returns. It is also suitable for informed and/or experienced Investors wishing to attain defined investment objectives. The Sub-fund does not provide a capital guarantee. The Investor must be able to accept volatility. This Sub-fund is suitable for Investors who can afford to set aside the capital for at least 3-5 years. It can accommodate the investment objective of capital growth, income and/or portfolio diversification.

Please note that such information is provided for reference only and Investors should consider their own circumstances, including without limitation, their own risk tolerance level, financial circumstance, investment objective etc., before making any investment decisions. If in doubt, Investors should seek professional advice.

Risk profile of the Sub-fund The investments in bonds and debt instruments may involve risks (for example linked to the default of the issuers, downgrading, exchange rates, interest rates, liquidity and inflation). The Sub-fund's investments are subject to market fluctuations. No assurance can, therefore, be given that the Sub-fund's investment objective will be achieved. It cannot be guaranteed either that the value of a Share in the Sub-fund will not fall below its value at the time of acquisition.

The sustainability risk profile can be split into different sustainability risk sources and is expressed using categories ranging from lowest risk till highest risk. The risk classification relates to both the probability and potential negative impact of sustainability risk on the portfolio return. The classification relates to the portfolio only: there is no comparison to any benchmark.

Robeco distinguishes between sustainability risk of companies and governments. For companies, there is a total risk classification, a classification of environmental risks, a classification of social risks, and a classification of governance risk. The classifications are based on a variety of Environmental, Social, and Governance (ESG) issues provided by a third party that is specialized in the assessment of sustainability risks. The classification provides an indication of the probability and potential impact of an ESG event in the period of one year.

| <i>Company Risk</i> | ← <i>Lowest</i> | <i>Highest</i> → |
|-------------------------------|-----------------|------------------|
| Sustainability Risk (Overall) | | X |
| Environmental Risk | X | |
| Social Risk | | X |
| Governance Risk | | X |

Robeco makes use of a climate risk metric provided by a third party specialized in climate risk. Based on a 1.5-degrees decarbonization pathway, the potential impact of climate transition risk is estimated. This is a reflection of the potential decarbonization costs for the next 80 years, of which the heavy point is estimated to be approximately in 15 years. This impact on return is compared to the market risk profile of the Sub-fund and turned into risk classification.

| <i>Company Risk</i> | ← <i>Lowest</i> | <i>Highest</i> → |
|-------------------------|-----------------|------------------|
| Climate Transition Risk | | X |

Climate change leads to extreme weather events that may have a negative economic impact on investments. Based on a climate risk model provided by a third party specialized in climate risk, the

physical risks that the portfolio is most vulnerable to are assessed. This Sub-fund's primary physical risks are (1) Coastal Flooding, (2) Extreme Heat, and (3) Fluvial Flooding.

Climate risk models are complex and surrounded by a high degree of uncertainty as result of assumptions and availability of data. As result, a change in the methodology may lead to a change in the risk classification. The climate risk model assesses the potential costs for decarbonizing for companies. Active policies and ambitions of companies are not taken into account contrary to the 'ESG' scores that focus on policies and ambitions.

Risk considerations for the Sub-fund

Investors should note that, in addition to the above mentioned risks, the investment strategy and risks inherent to the Sub-fund are not typically encountered in traditional fixed income long only funds. The Sub-fund may use derivatives as part of its investment strategy and such investments are inherently volatile and the Sub-fund could potentially be exposed to additional risks and costs should the market move against it. The Sub-fund may also use derivatives to take short synthetic positions in some investments. Should the value of such investment increase, it will have a negative effect on the Sub-fund's value. In extreme market conditions, the Sub-fund may be faced with theoretically unlimited losses. Such extreme market conditions could mean that Investors could, in certain circumstances, face minimal or no returns, or may even suffer a loss on such investments.

The Sub-fund may invest in mainland China in the CIBM through Bond Connect. Please refer to Section 4 – Risk Considerations for more information of the risks regarding the CIBM and Bond Connect.

The investment risk will be measured using quantitative techniques. The investment risk of using derivatives is also incorporated in these quantitative techniques. For more information regarding e.g. the exposure calculation method, the maximum leverage or the expected levels of leverage as a result of the use of derivatives as well as a brief explanation as to the basis for such calculation, please consult [APPENDIX III – RISK MANAGEMENT PROCESS](#).

Base currency USD

Type of Currency Hedged Share Classes (H) NAV Hedge

Issue date 20 April 2018

| Share Class | Management fee | Service fee | Type | Performance Fee portion |
|------------------------------|----------------|-------------|--------------|-------------------------|
| Regular share classes | | | | |
| Class A | 1.30% | 0.16% | Accumulating | N/A |
| Class AH | 1.30% | 0.16% | Accumulating | N/A |
| Class A1 | 1.30% | 0.16% | Distributing | N/A |
| Class A1H | 1.30% | 0.16% | Distributing | N/A |
| Class B | 1.00% | 0.16% | Distributing | N/A |
| Class BH | 1.00% | 0.16% | Distributing | N/A |
| Class Bx | 1.00% | 0.16% | Distributing | N/A |
| Class BxH | 1.00% | 0.16% | Distributing | N/A |
| Class D | 1.00% | 0.16% | Accumulating | N/A |
| Class DH | 1.00% | 0.16% | Accumulating | N/A |
| Class D2 | 1.50% | 0.16% | Accumulating | N/A |
| Class D2H | 1.50% | 0.16% | Accumulating | N/A |
| Class D3 | 1.50% | 0.16% | Distributing | N/A |
| Class D3H | 1.50% | 0.16% | Distributing | N/A |
| Class E | 1.00% | 0.16% | Distributing | N/A |
| Class EH | 1.00% | 0.16% | Distributing | N/A |
| Class M | 1.75% | 0.16% | Accumulating | N/A |
| Class MH | 1.75% | 0.16% | Accumulating | N/A |
| Class M2 | 1.75% | 0.16% | Accumulating | N/A |
| Class M2H | 1.75% | 0.16% | Accumulating | N/A |
| Class M3 | 1.75% | 0.16% | Distributing | N/A |
| Class M3H | 1.75% | 0.16% | Distributing | N/A |

| Privileged share classes | | | | |
|-----------------------------|-------|-------|--------------|-----|
| Class C | 0.50% | 0.16% | Distributing | N/A |
| Class CH | 0.50% | 0.16% | Distributing | N/A |
| Class Cx | 0.50% | 0.16% | Distributing | N/A |
| Class CxH | 0.50% | 0.16% | Distributing | N/A |
| Class F | 0.50% | 0.16% | Accumulating | N/A |
| Class FH | 0.50% | 0.16% | Accumulating | N/A |
| Class G | 0.50% | 0.16% | Distributing | N/A |
| Class GH | 0.50% | 0.16% | Distributing | N/A |
| Class S | 0.50% | 0.16% | Accumulating | N/A |
| Class SH | 0.50% | 0.16% | Accumulating | N/A |
| Institutional share classes | | | | |
| Class I | 0.50% | 0.12% | Accumulating | N/A |
| Class IH | 0.50% | 0.12% | Accumulating | N/A |
| Class IB | 0.50% | 0.12% | Distributing | N/A |
| Class IBH | 0.50% | 0.12% | Distributing | N/A |
| Class IBx | 0.50% | 0.12% | Distributing | N/A |
| Class IBxH | 0.50% | 0.12% | Distributing | N/A |
| Class IE | 0.50% | 0.12% | Distributing | N/A |
| Class IEH | 0.50% | 0.12% | Distributing | N/A |
| Class IEx | 0.50% | 0.12% | Distributing | N/A |
| Class IExH | 0.50% | 0.12% | Distributing | N/A |
| Class K | 0.50% | 0.12% | Accumulating | N/A |
| Class KH | 0.50% | 0.12% | Accumulating | N/A |
| Class K1 | 0.50% | 0.12% | Accumulating | N/A |
| Class K1H | 0.50% | 0.12% | Accumulating | N/A |
| Class K2 | 0.50% | 0.12% | Accumulating | N/A |
| Class K2H | 0.50% | 0.12% | Accumulating | N/A |
| Class K3 | 0.50% | 0.12% | Accumulating | N/A |
| Class K3H | 0.50% | 0.12% | Accumulating | N/A |
| Class Z | 0.00% | 0.00% | Accumulating | N/A |
| Class ZH | 0.00% | 0.00% | Accumulating | N/A |
| Class ZB | 0.00% | 0.00% | Distributing | N/A |
| Class ZBH | 0.00% | 0.00% | Distributing | N/A |

See Section 3.1 for a more detailed description of all Fees and Expenses.

j) Robeco Global SDG Credits

Investment policy

Objective The Sub-fund aims to provide long term capital growth while at the same time promoting certain ESG (i.e. Environmental, Social and corporate Governance) characteristics and integrating sustainability risks in the investment process.

Strategy The Sub-fund invests at least two-thirds of its total assets in non-government bonds (which may include contingent convertible bonds (also "CoCo" bonds)) and similar non-government fixed income securities and asset backed securities from all around the world.

The Sub-fund will not invest into assets with a rating lower than "B-" by at least one of the recognized rating agencies.

The Sub-fund promotes environmental and/or social characteristics within the meaning of Article 8 of the Regulation (EU) 2019/2088 of 27 November 2019 on sustainability-related disclosures in the financial sector. The Sub-fund strives for economic results, while at the same time taking into account environmental, social and governance characteristics which are further explained in Appendix VIII.

The Sub-fund takes explicitly into account the contribution of a company to the United Nations Sustainable Development Goals (SDG). The portfolio is built on the basis of the eligible investment universe and an internally developed SDG framework for mapping and measuring SDG contributions, about which more information can be obtained via the website <https://www.robeco.com/en-int/sustainable-investing/sdgs>. The Sub-fund also has the ability to have an active dialogue with the invested companies to motivate these companies to improve their contribution to the United Nations Sustainable Development Goals (SDG). It does however not intend to acquire a large percentage of outstanding securities with the purpose of enabling the Sub-fund to significantly influence the management of the invested companies. Next to advancing the SDGs the Sub-fund also takes into account environmental, social and governance characteristics which are further explained in Appendix VIII.

The Sub-fund is actively managed and uses the Benchmark for asset allocation purposes. However, although securities may be components of the Benchmark, securities outside the Benchmark may be selected too. The Sub-fund can deviate substantially from the weightings of the Benchmark. The Management Company has discretion over the composition of the portfolio subject to the investment objectives. The Sub-fund aims to outperform the Benchmark over the long run, whilst still controlling relative risk through the applications of limits (on currencies) to the extent of deviation from the Benchmark. This will consequently limit the deviation of the performance relative to the Benchmark.

The Benchmark is a broad market weighted index that is not consistent with the environmental, social and governance characteristics promoted by the Sub-fund.

Financial Instruments and Investment restrictions The Sub-fund will invest in financial derivative instruments for hedging and optimal portfolio management purposes but also to actively take positions in the global bond, money market, interest rates and currency markets.

The Sub-fund is allowed to invest in money market instruments, bank deposits (other than deposits at sight) and other eligible liquid assets for treasury purposes and in case of unfavourable market conditions.

The Sub-fund may hold up to 20% of its net assets in ancillary liquid assets (bank deposits at sight, such as cash held in current accounts). Under exceptionally unfavourable market conditions and if justified in the interest of the Shareholders, the Sub-fund may temporarily exceed the aforementioned limit for investment in ancillary liquid assets and other liquid instruments.

The Sub-fund may invest up to 10% of its net assets in onshore debt securities issued within the PRC through Bond Connect.

The Sub-fund may not invest more than:

- 20% of its total assets in asset backed securities;
- 10% of its total assets in equities or other participation rights (these holdings may only result from corporate actions and/or debt restructuring and not from direct investments by the Sub-fund) or in other UCIs and/or UCITS that may be managed by an Affiliated Entity;
- 25% of its total assets in convertible bonds (including up to 20% of its total assets in contingent convertible bonds (also "CoCo" bonds)); and

- one third of its total assets in money market instruments.

Exchange traded and over-the-counter derivatives are permitted, including but not limited to futures, swaps, options, currency forwards and/or combinations of the above. The Sub-fund may use derivatives for investment purposes as well as for hedging and efficient portfolio management.

The Sub-fund will not invest directly in equities (with the exception of equities which are received as a result of a corporate action and/or debt restructuring).

Currency The Sub-fund aims to align the currency exposure of the Sub-fund with the Benchmark including through the use of derivatives.

Profile of the typical Investor The Sub-fund is suitable for Investors who seek ESG considerations to be integrated as binding element in the investment process, while still seeking optimum returns. It is also suitable for informed and/or experienced Investors wishing to attain defined investment objectives. The Sub-fund does not provide a capital guarantee. The Investor must be able to accept volatility. This Sub-fund is suitable for Investors who can afford to set aside the capital for at least 3-5 years. It can accommodate the investment objective of capital growth, income and/or portfolio diversification.

Please note that such information is provided for reference only and Investors should consider their own circumstances, including without limitation, their own risk tolerance level, financial circumstance, investment objective etc., before making any investment decisions. If in doubt, Investors should seek professional advice.

Risk profile of the Sub-fund The investments in bonds and debt instruments may involve risks (for example linked to the default of the issuers, downgrading, exchange rates, interest rates, liquidity and inflation). The Sub-fund's investments are subject to market fluctuations. No assurance can, therefore, be given that the Sub-fund's investment objective will be achieved. It cannot be guaranteed either that the value of a Share in the Sub-fund will not fall below its value at the time of acquisition.

The sustainability risk profile can be split into different sustainability risk sources and is expressed using categories ranging from lowest risk till highest risk. The risk classification relates to both the probability and potential negative impact of sustainability risk on the portfolio return. The classification relates to the portfolio only: there is no comparison to any benchmark.

Robeco distinguishes between sustainability risk of companies and governments. For companies, there is a total risk classification, a classification of environmental risks, a classification of social risks, and a classification of governance risk. The classifications are based on a variety of Environmental, Social, and Governance (ESG) issues provided by a third party that is specialized in the assessment of sustainability risks. The classification provides an indication of the probability and potential impact of an ESG event in the period of one year.

| <i>Company Risk</i> | ← <i>Lowest</i> | <i>Highest</i> → |
|-------------------------------|-----------------|------------------|
| Sustainability Risk (Overall) | | X |
| Environmental Risk | X | |
| Social Risk | | X |
| Governance Risk | | X |

Robeco makes use of a climate risk metric provided by a third party specialized in climate risk. Based on a 1.5-degrees decarbonization pathway, the potential impact of climate transition risk is estimated. This is a reflection of the potential decarbonization costs for the next 80 years, of which the heavy point is estimated to be approximately in 15 years. This impact on return is compared to the market risk profile of the Sub-fund and turned into risk classification.

| <i>Company Risk</i> | ← <i>Lowest</i> | <i>Highest</i> → |
|-------------------------|-----------------|------------------|
| Climate Transition Risk | | X |

Climate change leads to extreme weather events that may have a negative economic impact on investments. Based on a climate risk model provided by a third party specialized in climate risk, the physical risks that the portfolio is most vulnerable to are assessed. This Sub-fund's primary physical risks are (1) Extreme Heat, (2) Coastal Flooding, and (3) Extreme Precipitation.

Climate risk models are complex and surrounded by a high degree of uncertainty as result of assumptions and availability of data. As result, a change in the methodology may lead to a change in the risk classification. The climate risk model assesses the potential costs for decarbonizing for companies. Active policies and ambitions of companies are not taken into account contrary to the 'ESG' scores that focus on policies and ambitions.

Risk considerations for the Sub-fund

Investors should note that, in addition to the above mentioned risks, the investment strategy and risks inherent to the Sub-fund are not typically encountered in traditional fixed income long only funds. The Sub-fund may use derivatives as part of its investment strategy and such investments are inherently volatile and the Sub-fund could potentially be exposed to additional risks and costs should the market move against it. The Sub-fund may also use derivatives to take short synthetic positions in some investments. Should the value of such investment increase, it will have a negative effect on the Sub-fund's value. In extreme market conditions, the Sub-fund may be faced with theoretically unlimited losses. Such extreme market conditions could mean that Investors could, in certain circumstances, face minimal or no returns, or may even suffer a loss on such investments.

The Sub-fund may invest in mainland China in the CIBM through Bond Connect. Please refer to Section 4 – Risk Considerations for more information of the risks regarding the CIBM and Bond Connect.

The investment risk will be measured using quantitative techniques. The investment risk of using derivatives is also incorporated in these quantitative techniques. For more information regarding e.g. the exposure calculation method, the maximum leverage or the expected levels of leverage as a result of the use of derivatives as well as a brief explanation as to the basis for such calculation, please consult [APPENDIX III – RISK MANAGEMENT PROCESS](#).

Base currency EUR

Type of Currency Hedged Share Classes (H) Benchmark Hedge

Issue date 16 May 2018

| Share Class | Management fee | Service fee | Type | Performance Fee portion |
|-----------------------|----------------|-------------|--------------|-------------------------|
| Regular share classes | | | | |
| Class A | 1.30% | 0.16% | Accumulating | N/A |
| Class AH | 1.30% | 0.16% | Accumulating | N/A |
| Class A1 | 1.30% | 0.16% | Distributing | N/A |
| Class A1H | 1.30% | 0.16% | Distributing | N/A |
| Class B | 0.80% | 0.16% | Distributing | N/A |
| Class BH | 0.80% | 0.16% | Distributing | N/A |
| Class Bx | 0.80% | 0.16% | Distributing | N/A |
| Class BxH | 0.80% | 0.16% | Distributing | N/A |
| Class D | 0.80% | 0.16% | Accumulating | N/A |
| Class DH | 0.80% | 0.16% | Accumulating | N/A |
| Class D2H | 1.50% | 0.16% | Accumulating | N/A |
| Class D3H | 1.50% | 0.16% | Distributing | N/A |
| Class EH | 0.80% | 0.16% | Distributing | N/A |
| Class M | 1.75% | 0.16% | Accumulating | N/A |
| Class MH | 1.75% | 0.16% | Accumulating | N/A |
| Class M2 | 2.50% | 0.16% | Accumulating | N/A |
| Class M2H | 1.35% | 0.16% | Accumulating | N/A |
| Class M3 | 2.50% | 0.16% | Distributing | N/A |
| Class M3H | 2.50% | 0.16% | Distributing | N/A |

| Privileged share classes | | | | |
|-----------------------------|-------|-------|--------------|-----|
| Class C | 0.40% | 0.16% | Distributing | N/A |
| Class CH | 0.40% | 0.16% | Distributing | N/A |
| Class Cx | 0.40% | 0.16% | Distributing | N/A |
| Class CxH | 0.40% | 0.16% | Distributing | N/A |
| Class F | 0.40% | 0.16% | Accumulating | N/A |
| Class FH | 0.40% | 0.16% | Accumulating | N/A |
| Class G | 0.40% | 0.16% | Distributing | N/A |
| Class GH | 0.40% | 0.16% | Distributing | N/A |
| Class S | 0.40% | 0.16% | Accumulating | N/A |
| Class SH | 0.40% | 0.16% | Accumulating | N/A |
| Institutional share classes | | | | |
| Class I | 0.40% | 0.12% | Accumulating | N/A |
| Class IH | 0.40% | 0.12% | Accumulating | N/A |
| Class IB | 0.40% | 0.12% | Distributing | N/A |
| Class IBH | 0.40% | 0.12% | Distributing | N/A |
| Class IBx | 0.40% | 0.12% | Distributing | N/A |
| Class IBxH | 0.40% | 0.12% | Distributing | N/A |
| Class IE | 0.40% | 0.12% | Distributing | N/A |
| Class IEH | 0.40% | 0.12% | Distributing | N/A |
| Class IExH | 0.40% | 0.12% | Distributing | N/A |
| Class IM | 0.50% | 0.12% | Accumulating | N/A |
| Class IMH | 0.50% | 0.12% | Accumulating | N/A |
| Class K | 0.40% | 0.12% | Accumulating | N/A |
| Class KH | 0.40% | 0.12% | Accumulating | N/A |
| Class K1 | 0.40% | 0.12% | Accumulating | N/A |
| Class K1H | 0.40% | 0.12% | Accumulating | N/A |
| Class K2 | 0.40% | 0.12% | Accumulating | N/A |
| Class K2H | 0.40% | 0.12% | Accumulating | N/A |
| Class K3 | 0.40% | 0.12% | Accumulating | N/A |
| Class K3H | 0.40% | 0.12% | Accumulating | N/A |
| Class Z | 0.00% | 0.00% | Accumulating | N/A |
| Class ZH | 0.00% | 0.00% | Accumulating | N/A |
| Class ZB | 0.00% | 0.00% | Distributing | N/A |
| Class ZBH | 0.00% | 0.00% | Distributing | N/A |

See Section 3.1 for a more detailed description of all Fees and Expenses.

k) Robeco SDG High Yield Bonds

Investment policy

Objective The Sub-fund aims to provide long term capital growth while at the same time promoting certain ESG (i.e. Environmental, Social and corporate Governance) characteristics and integrating sustainability risks in the investment process.

Strategy The Sub-fund invests at least two-thirds of its total assets in bonds, asset backed securities and similar fixed income securities with a rating of BB+ or equivalent or lower by at least one of the recognized rating agencies, or with no rating. Such minimum rating is known as "high yield".

The Sub-fund promotes environmental and/or social characteristics within the meaning of Article 8 of the Regulation (EU) 2019/2088 of 27 November 2019 on sustainability-related disclosures in the financial sector. The Sub-fund strives for economic results, while at the same time taking into account environmental, social and governance characteristics which are further explained in Appendix VIII. The portfolio is built on the basis of the eligible investment universe and an internally developed SDG framework for mapping and measuring SDG contributions, about which more information can be obtained via the website <https://www.robeco.com/en-int/sustainable-investing/sdgs>. The Sub-fund also has the ability to have an active dialogue with the invested companies to motivate these companies to improve their contribution to the United Nations Sustainable Development Goals (SDG). It does however not intend to acquire a large percentage of outstanding securities with the purpose of enabling the Sub-fund to significantly influence the management of the invested companies. Next to advancing the SDGs the Sub-fund also takes into account environmental, social and governance characteristics, which are further explained in Appendix VIII.

The Sub-fund is actively managed and uses the Benchmark for asset allocation purposes. However, although securities may be components of the Benchmark, securities outside the Benchmark may be selected too. The Sub-fund can deviate substantially from the weightings of the Benchmark. The Management Company has discretion over the composition of the portfolio subject to the investment objectives. The Sub-fund aims to outperform the Benchmark over the long run, whilst still controlling relative risk through the applications of limits (on currencies and issuers) to the extent of deviation from the Benchmark. This will consequently limit the deviation of the performance relative to the Benchmark.

The Benchmark is a broad market weighted index that is not consistent with the environmental, social and governance characteristics promoted by the Sub-fund.

Financial Instruments and Investment Restrictions The Sub-fund invests world-wide (including in emerging markets) in high yield corporate bonds and will have no direct exposure to sovereign emerging debt.

The Sub-fund is allowed to invest in money market instruments, bank deposits (other than deposits at sight) and other eligible liquid assets for treasury purposes and in case of unfavourable market conditions.

The Sub-fund may hold up to 20% of its net assets in ancillary liquid assets (bank deposits at sight, such as cash held in current accounts). Under exceptionally unfavourable market conditions and if justified in the interest of the Shareholders, the Sub-fund may temporarily exceed the aforementioned limit for investment in ancillary liquid assets and other liquid instruments.

The Sub-fund may not hold more than:

- 20% of its total assets in asset-backed securities and mortgage-backed securities;
- 10% in aggregate of its total assets in equities or other participation rights (these holdings may only result from corporate actions and/or debt restructuring and not from direct investments by the Sub-fund) or in other UCIs and/or UCITS that may be managed by an Affiliated Entity and/or Shares in Sub-funds of the Company;
- 10% of its total assets in issue that have no rating by at least one of the recognized rating agencies,
- 25% of its total assets in convertible bonds (including up to 5% in contingent convertible bonds); and
- one third of its total assets in money market instruments.

In the event of a downgrading of any debt securities held by the Sub-fund, the Management Company will take all reasonable efforts to keep the Sub-fund's exposure to distressed or defaulted securities below 5% of the Sub-fund's net assets and to realise these distressed or defaulted securities as soon as reasonably practicable if this is in the best interest of Shareholders.

Exchange traded and over-the-counter derivatives are permitted, including but not limited to futures, swaps, options, currency forwards and/or combinations of the above. The Sub-fund may use derivatives for investment purposes as well as for hedging and efficient portfolio management.

The Sub-fund will not invest directly in equities (with the exception of equities which are received as a result of a corporate action and/or debt restructuring).

Currency The Sub-fund aims to align the currency exposure of the Sub-fund with the Benchmark including through the use of derivatives.

Profile of the typical Investor The Sub-fund is suitable for Investors who seek ESG considerations to be integrated as binding element in the investment process, while still seeking optimum returns. It is also suitable for informed and/or experienced Investors wishing to attain defined investment objectives. The Sub-fund does not provide a capital guarantee. The Investor must be able to accept volatility. This Sub-fund is suitable for Investors who can afford to set aside the capital for at least 3-5 years. It can accommodate the investment objective of capital growth, income and/or portfolio diversification.

Please note that such information is provided for reference only and Investors should consider their own circumstances, including without limitation, their own risk tolerance level, financial circumstance, investment objective etc., before making any investment decisions. If in doubt, Investors should seek professional advice.

Risk profile of the Sub-fund Investors should consider that for investments in bonds and other marketable debt securities and debt instruments which are rated "BB+" or lower or equivalent by at least one of the recognized rating agencies, the factors giving security to principal and interest can be considered less than adequate over a great length of time.

The investments in bonds and debt instruments may involve risks (for example linked to the default of the issuers, downgrading, exchange rates, interest rates, liquidity and inflation). The Sub-fund's investments are subject to market fluctuations. No assurance can, therefore, be given that the Sub-fund's investment objective will be achieved. It cannot be guaranteed either that the value of a Share in the Sub-fund will not fall below its value at the time of acquisition.

The sustainability risk profile can be split into different sustainability risk sources and is expressed using categories ranging from lowest risk till highest risk. The risk classification relates to both the probability and potential negative impact of sustainability risk on the portfolio return. The classification relates to the portfolio only: there is no comparison to any benchmark.

Robeco distinguishes between sustainability risk of companies and governments. For companies, there is a total risk classification, a classification of environmental risks, a classification of social risks, and a classification of governance risk. The classifications are based on a variety of Environmental, Social, and Governance (ESG) issues provided by a third party that is specialized in the assessment of sustainability risks. The classification provides an indication of the probability and potential impact of an ESG event in the period of one year.

| <i>Company Risk</i> | ← <i>Lowest</i> | <i>Highest</i> → |
|-------------------------------|-----------------|------------------|
| Sustainability Risk (Overall) | | X |
| Environmental Risk | X | |
| Social Risk | | X |
| Governance Risk | X | |

Robeco makes use of a climate risk metric provided by a third party specialized in climate risk. Based on a 1.5-degrees decarbonization pathway, the potential impact of climate transition risk is estimated. This is a reflection of the potential decarbonization costs for the next 80 years, of which

the heavy point is estimated to be approximately in 15 years. This impact on return is compared to the market risk profile of the Sub-fund and turned into risk classification.

| <i>Company Risk</i> | ← <i>Lowest</i> | <i>Highest</i> → |
|-------------------------|-----------------|------------------|
| Climate Transition Risk | X | |

Climate change leads to extreme weather events that may have a negative economic impact on investments. Based on a climate risk model provided by a third party specialized in climate risk, the physical risks that the portfolio is most vulnerable to are assessed. This Sub-fund's primary physical risks are (1) Extreme Heat, (2) Coastal Flooding, and (3) Tropical Cyclone.

Climate risk models are complex and surrounded by a high degree of uncertainty as result of assumptions and availability of data. As result, a change in the methodology may lead to a change in the risk classification. The climate risk model assesses the potential costs for decarbonizing for companies. Active policies and ambitions of companies are not taken into account contrary to the 'ESG' scores that focus on policies and ambitions.

| | |
|--------------------------------------|--|
| Risk considerations for the Sub-fund | <p>Investors should note that, in addition to the above mentioned risks, the investment strategy and risks inherent to the Sub-fund are not typically encountered in traditional fixed income long only funds. The Sub-fund may use derivatives as part of its investment strategy and such investments are inherently volatile and the Sub-fund could potentially be exposed to additional risks and costs should the market move against it. The Sub-fund may also use derivatives to take short positions in some investments. Should the value of such investment increase, it will have a negative effect on the Sub-fund's value. In extreme market conditions, the Sub-fund may be faced with theoretically unlimited losses. Such extreme market conditions could mean that Investors could, in certain circumstances, face minimal or no returns, or may even suffer a loss on such investments.</p> <p>High yield corporate bonds are by nature relatively less liquid, which may negatively affect the value of the Sub-fund.</p> <p>The investment risk will be measured using quantitative techniques. The investment risk of using derivatives is also incorporated in these quantitative techniques. For more information regarding e.g. the exposure calculation method, the maximum leverage or the expected levels of leverage as a result of the use of derivatives as well as a brief explanation as to the basis for such calculation, please consult APPENDIX III – RISK MANAGEMENT PROCESS.</p> |
|--------------------------------------|--|

| Base currency | EUR | | | |
|---|-----------------|-------------|--------------|-------------------------|
| Type of Currency Hedged Share Classes (H) | Benchmark Hedge | | | |
| Issue date | 22 October 2019 | | | |
| Share Classes | Management fee | Service fee | Type | Performance Fee portion |
| Regular share classes | | | | |
| Class A | 1.30% | 0.16% | Accumulating | N/A |
| Class AH | 1.30% | 0.16% | Accumulating | N/A |
| Class A1 | 1.30% | 0.16% | Distributing | N/A |
| Class A1H | 1.30% | 0.16% | Distributing | N/A |
| Class B | 1.10% | 0.16% | Distributing | N/A |
| Class BH | 1.10% | 0.16% | Distributing | N/A |
| Class Bx | 1.10% | 0.16% | Distributing | N/A |
| Class BxH | 1.10% | 0.16% | Distributing | N/A |
| Class OBxH | 1.10% | 0.16% | Distributing | N/A |
| Class D | 1.10% | 0.16% | Accumulating | N/A |
| Class DH | 1.10% | 0.16% | Accumulating | N/A |
| Class ODH | 1.10% | 0.16% | Accumulating | N/A |

| | | | | |
|-----------------------------|-------|-------|--------------|-----|
| Class D2H | 1.50% | 0.16% | Accumulating | N/A |
| Class D3H | 1.50% | 0.16% | Distributing | N/A |
| Class OD3H | 1.50% | 0.16% | Distributing | N/A |
| Class E | 1.10% | 0.16% | Distributing | N/A |
| Class EH | 1.10% | 0.16% | Distributing | N/A |
| Class OEH | 1.10% | 0.16% | Distributing | N/A |
| Class M | 1.30% | 0.16% | Accumulating | N/A |
| Class MH | 1.30% | 0.16% | Accumulating | N/A |
| Class OMH | 1.30% | 0.16% | Accumulating | N/A |
| Class M2 | 2.50% | 0.16% | Accumulating | N/A |
| Class M2H | 2.50% | 0.16% | Accumulating | N/A |
| Class M3 | 2.50% | 0.16% | Distributing | N/A |
| Class M3H | 2.50% | 0.16% | Distributing | N/A |
| Privileged share classes | | | | |
| Class C | 0.55% | 0.16% | Distributing | N/A |
| Class CH | 0.55% | 0.16% | Distributing | N/A |
| Class OCH | 0.55% | 0.16% | Distributing | N/A |
| Class Cx | 0.55% | 0.16% | Distributing | N/A |
| Class CxH | 0.55% | 0.16% | Distributing | N/A |
| Class F | 0.55% | 0.16% | Accumulating | N/A |
| Class FH | 0.55% | 0.16% | Accumulating | N/A |
| Class OFH | 0.55% | 0.16% | Accumulating | N/A |
| Class G | 0.55% | 0.16% | Distributing | N/A |
| Class GH | 0.55% | 0.16% | Distributing | N/A |
| Class S | 0.55% | 0.16% | Accumulating | N/A |
| Class SH | 0.55% | 0.16% | Accumulating | N/A |
| Institutional share classes | | | | |
| Class I | 0.55% | 0.12% | Accumulating | N/A |
| Class IH | 0.55% | 0.12% | Accumulating | N/A |
| Class OIH | 0.55% | 0.12% | Accumulating | N/A |
| Class IB | 0.55% | 0.12% | Distributing | N/A |
| Class IBx | 0.55% | 0.12% | Distributing | N/A |
| Class IBH | 0.55% | 0.12% | Distributing | N/A |
| Class IE | 0.55% | 0.12% | Distributing | N/A |
| Class IEH | 0.55% | 0.12% | Distributing | N/A |
| Class OIEH | 0.55% | 0.12% | Distributing | N/A |
| Class IExH | 0.55% | 0.12% | Distributing | N/A |
| Class IBxH | 0.55% | 0.12% | Distributing | N/A |
| Class IMH | 0.75% | 0.12% | Accumulating | N/A |
| Class J | 0.55% | 0.12% | Accumulating | N/A |
| Class K | 0.55% | 0.12% | Accumulating | N/A |
| Class KH | 0.55% | 0.12% | Accumulating | N/A |
| Class K1 | 0.55% | 0.12% | Accumulating | N/A |
| Class K1H | 0.55% | 0.12% | Accumulating | N/A |
| Class K2 | 0.55% | 0.12% | Accumulating | N/A |
| Class K2H | 0.55% | 0.12% | Accumulating | N/A |
| Class K3 | 0.55% | 0.12% | Accumulating | N/A |
| Class K3H | 0.55% | 0.12% | Accumulating | N/A |
| Class Z | 0.00% | 0.00% | Accumulating | N/A |
| Class ZH | 0.00% | 0.00% | Accumulating | N/A |
| Class Z2 | 0.00% | 0.00% | Accumulating | N/A |
| Class Z2H | 0.00% | 0.00% | Accumulating | N/A |
| Class ZB | 0.00% | 0.00% | Distributing | N/A |
| Class ZBH | 0.00% | 0.00% | Distributing | N/A |

See Section 3.1 for a more detailed description of all Fees and Expenses.

I) Robeco Global Green Bonds

Investment
policy

Objective The Sub-fund has as its sustainable investment objective to finance or re-finance in part or in full new and/or existing environmentally-friendly projects by investing in Green Bonds, while at the same time aiming to provide long term capital growth. The portfolio is managed against the Bloomberg MSCI Global Green Bond Index.

Strategy The Sub-fund invests at least two-thirds of its total assets in global Green Bonds with a minimal rating of "BBB-" or equivalent by at least one of the recognized rating agencies. Green Bonds are bonds that are recognized as such by external sources and which proceeds are used to finance or re-finance in part or in full new and / or existing environmentally-friendly projects. RIAM's Green Bonds selection is based on the internally developed framework, about which more information can be obtained via the website <https://www.robeco.com/si>.

The Sub-fund has sustainable investment as its objective, within the meaning of Article 9 of the Regulation (EU) 2019/2088 of 27 November 2019 on sustainability-related disclosures in the financial sector. The Sub-fund strives for economic results, while at the same time pursuing sustainable investment objectives which are further explained in Appendix VIII.

The Sub-fund is actively managed and uses the Benchmark for asset allocation purposes. However, although securities may be components of the Benchmark, securities outside the Benchmark may be selected too. The Sub-fund can deviate substantially from the weightings of the Benchmark. The Management Company has discretion over the composition of the portfolio subject to the investment objectives. The Sub-fund aims to outperform the Benchmark over the long run, whilst still controlling relative risk through the applications of limits (on currencies and issuers) to the extent of deviation from the Benchmark. This will consequently limit the deviation of the performance relative to the Benchmark.

The Benchmark is aligned with the sustainable investment objective of the Sub-fund by applying clearly defined rules for classifying Green Bonds.

*Financial
Instruments and
Investment
Restrictions*

The Sub-fund is allowed to invest in money market instruments, bank deposits (other than deposits at sight) and other eligible liquid assets for treasury purposes and in case of unfavourable market conditions.

The Sub-fund may hold up to 20% of its net assets in ancillary liquid assets (bank deposits at sight, such as cash held in current accounts). Under exceptionally unfavourable market conditions and if justified in the interest of the Shareholders, the Sub-fund may temporarily exceed the aforementioned limit for investment in ancillary liquid assets and other liquid instruments.

The Sub-fund will invest in financial derivative instruments for hedging, liquidity management (including the usage to manage currency and duration exposures in a cost-effective manner) and optimal portfolio management purposes, but also to actively take positions in the global bond, money market, interest rates and currency markets.

In case the Sub-fund uses derivatives for other purposes than duration and/or currency adjustments and/or inflation adjustments, the underlying of such investments respects the investment policy.

The buying or selling of the following exchange traded and over-the-counter derivatives are permitted: bond and FX futures, interest rate swaps and currency forwards.

The Sub-fund may invest up to 10% of its net assets in onshore debt securities issued within the PRC through Bond Connect.

The Sub-fund may not invest more than:

- 10% of its total assets in equities or other participation rights (these holdings may only result from corporate actions and/or debt restructuring and not from direct investments by the Sub-fund) or in other UCIs and/or UCITS that may be managed by an Affiliated Entity;
- 25% of its total assets in convertible bonds; and
- one third of its total assets in money market instruments.

The Sub-fund will not invest directly in:

- equities (with the exception of equities which are received as a result of a corporate action and/or debt restructuring), or
- options, or
- swaptions.

Currency The Sub-fund aims to align the currency exposure of the Sub-fund with the Benchmark including through the use of derivatives.

Profile of the typical Investor The Sub-fund is suitable for Investors who want their investment to fully contribute to a sustainable objective. It is also suitable for informed and/or experienced Investors wishing to attain defined investment objectives. The Sub-fund does not provide a capital guarantee. The Investor must be able to accept moderate volatility. This Sub-fund is suitable for Investors who can afford to set aside the capital for at least 3-5 years. It can accommodate the investment objective of capital growth, income and/or portfolio diversification.

Please note that such information is provided for reference only and Investors should consider their own circumstances, including without limitation, their own risk tolerance level, financial circumstance, investment objective etc., before making any investment decisions. If in doubt, Investors should seek professional advice.

Risk profile of the Sub-fund The investments in bonds and debt instruments may involve risks (for example linked to the default of the issuers, downgrading, exchange rates, interest rates, liquidity and inflation). The Sub-fund's investments are subject to market fluctuations. No assurance can, therefore, be given that the Sub-fund's investment objective will be achieved. It cannot be guaranteed either that the value of a Share in the Sub-fund will not fall below its value at the time of acquisition.

The sustainability risk profile can be split into different sustainability risk sources and is expressed using categories ranging from lowest risk till highest risk. The risk classification relates to both the probability and potential negative impact of sustainability risk on the portfolio return. The classification relates to the portfolio only: there is no comparison to any benchmark.

Robeco distinguishes between sustainability risk of companies and governments. For companies, there is a total risk classification, a classification of environmental risks, a classification of social risks, and a classification of governance risk. The classifications are based on a variety of Environmental, Social, and Governance (ESG) issues provided by a third party that is specialized in the assessment of sustainability risks. The classification provides an indication of the probability and potential impact of an ESG event in the period of one year.

| <i>Company Risk</i> | ← <i>Lowest</i> | <i>Highest</i> → |
|-------------------------------|-----------------|------------------|
| Sustainability Risk (Overall) | | X |
| Environmental Risk | X | |
| Social Risk | | X |
| Governance Risk | | X |

For investments in government bonds, there is a total sustainability risk classification, a classification of environmental risk, a classification of social risk, and a classification of governance risk. The classifications are based on an internal sustainability risk metric for country sustainability risk. These indicators are based on a fixed set of Environmental, Social, and Governance criteria. The classification provides an indication of the probability and potential impact of at least one year.

| <i>Government Risk</i> | ← <i>Lowest</i> | <i>Highest</i> → |
|-------------------------------|-----------------|------------------|
| Sustainability Risk (Overall) | X | |
| Environmental Risk | X | |
| Social Risk | X | |

Governance Risk X

Robeco makes use of a climate risk metric provided by a third party specialized in climate risk. Based on a 1.5-degrees decarbonization pathway, the potential impact of climate transition risk is estimated. This is a reflection of the potential decarbonization costs for the next 80 years, of which the heavy point is estimated to be approximately in 15 years. This impact on return is compared to the market risk profile of the Sub-fund and turned into risk classification.

Company Risk ← Lowest Highest →
Climate Transition Risk X

Climate change leads to extreme weather events that may have a negative economic impact on investments. Based on a climate risk model provided by a third party specialized in climate risk, the physical risks that the portfolio is most vulnerable to are assessed. This Sub-fund's primary physical risks are (1) Extreme Heat, (2) Coastal Flooding, and (3) Tropical Cyclone.

Climate risk models are complex and surrounded by a high degree of uncertainty as result of assumptions and availability of data. As result, a change in the methodology may lead to a change in the risk classification. The climate risk model assesses the potential costs for decarbonizing for companies. Active policies and ambitions of companies are not taken into account contrary to the 'ESG' scores that focus on policies and ambitions.

Risk considerations for the Sub-fund

Investors should note that, in addition to the above mentioned risks, the investment strategy and risks inherent to the Sub-fund are not typically encountered in traditional fixed income long only funds. The Sub-fund may use derivatives for efficient portfolio management- and hedging purposes. Such investments are inherently volatile and the Sub-fund could potentially be exposed to additional risks and costs should the market move against it. The Sub-fund may also use derivatives to take short positions in some investments. Should the value of such investment increase, it will have a negative effect on the Sub-fund's value. In extreme market conditions, the Sub-fund may be faced with theoretically unlimited losses. Such extreme market conditions could mean that Investors could, in certain circumstances, face minimal or no returns, or may even suffer a loss on such investments.

The Sub-fund may invest in mainland China in the CIBM through Bond Connect. Please refer to Section 4 – Risk Considerations for more information of the risks regarding the CIBM and Bond Connect.

The investment risk will be measured using quantitative techniques. The investment risk of using derivatives is also incorporated in these quantitative techniques. For more information regarding e.g. the exposure calculation method, the maximum leverage or the expected levels of leverage as a result of the use of derivatives as well as a brief explanation as to the basis for such calculation, please consult [APPENDIX III – RISK MANAGEMENT PROCESS](#).

Base currency EUR

Type of Currency Hedged Share Classes (H) Benchmark Hedge

Issue date 21 April 2020

| Share Classes | Management fee | Service fee | Type | Performance Fee portion |
|-----------------------|----------------|-------------|--------------|-------------------------|
| Regular share classes | | | | |
| Class A | 1.00% | 0.16% | Accumulating | N/A |
| Class AH | 1.00% | 0.16% | Accumulating | N/A |
| Class B | 0.70% | 0.16% | Distributing | N/A |
| Class BH | 0.70% | 0.16% | Distributing | N/A |
| Class Bx | 0.70% | 0.16% | Distributing | N/A |

| | | | | |
|-----------------------------|-------|-------|--------------|-----|
| Class BxH | 0.70% | 0.16% | Distributing | N/A |
| Class D | 0.70% | 0.16% | Accumulating | N/A |
| Class DH | 0.70% | 0.16% | Accumulating | N/A |
| Class D2 | 1.50% | 0.16% | Accumulating | N/A |
| Class D2H | 1.50% | 0.16% | Accumulating | N/A |
| Class D3 | 1.50% | 0.16% | Distributing | N/A |
| Class D3H | 1.50% | 0.16% | Distributing | N/A |
| Class E | 0.70% | 0.16% | Distributing | N/A |
| Class EH | 0.70% | 0.16% | Distributing | N/A |
| Class M | 1.25% | 0.16% | Accumulating | N/A |
| Class MH | 1.25% | 0.16% | Accumulating | N/A |
| Class M2 | 2.50% | 0.16% | Accumulating | N/A |
| Class M2H | 2.50% | 0.16% | Accumulating | N/A |
| Class M3 | 2.50% | 0.16% | Distributing | N/A |
| Class M3H | 2.50% | 0.16% | Distributing | N/A |
| Privileged share classes | | | | |
| Class C | 0.35% | 0.16% | Distributing | N/A |
| Class CH | 0.35% | 0.16% | Distributing | N/A |
| Class Cx | 0.35% | 0.16% | Distributing | N/A |
| Class CxH | 0.35% | 0.16% | Distributing | N/A |
| Class F | 0.35% | 0.16% | Accumulating | N/A |
| Class FH | 0.35% | 0.16% | Accumulating | N/A |
| Class G | 0.35% | 0.16% | Distributing | N/A |
| Class GH | 0.35% | 0.16% | Distributing | N/A |
| Class S | 0.35% | 0.16% | Accumulating | N/A |
| Class SH | 0.35% | 0.16% | Accumulating | N/A |
| Institutional share classes | | | | |
| Class I | 0.35% | 0.12% | Accumulating | N/A |
| Class IH | 0.35% | 0.12% | Accumulating | N/A |
| Class IB | 0.35% | 0.12% | Distributing | N/A |
| Class IBx | 0.35% | 0.12% | Distributing | N/A |
| Class IBH | 0.35% | 0.12% | Distributing | N/A |
| Class IBxH | 0.35% | 0.12% | Distributing | N/A |
| Class IE | 0.35% | 0.12% | Distributing | N/A |
| Class IEH | 0.35% | 0.12% | Distributing | N/A |
| Class K | 0.35% | 0.12% | Accumulating | N/A |
| Class KH | 0.35% | 0.12% | Accumulating | N/A |
| Class K1 | 0.35% | 0.12% | Accumulating | N/A |
| Class K1H | 0.35% | 0.12% | Accumulating | N/A |
| Class K2 | 0.35% | 0.12% | Accumulating | N/A |
| Class K2H | 0.35% | 0.12% | Accumulating | N/A |
| Class K3 | 0.35% | 0.12% | Accumulating | N/A |
| Class K3H | 0.35% | 0.12% | Accumulating | N/A |
| Class Z | 0.00% | 0.00% | Accumulating | N/A |
| Class ZH | 0.00% | 0.00% | Accumulating | N/A |
| Class Z2 | 0.00% | 0.00% | Accumulating | N/A |
| Class Z2H | 0.00% | 0.00% | Accumulating | N/A |

See Section 3.1 for a more detailed description of all Fees and Expenses.

m) Robeco Climate Global Credits

Investment
policy

Objective The Sub-fund, as its sustainable investment objective, aims to reduce the Carbon footprint of the portfolio (and thereby contribute towards the goals of the Paris Agreement to keep the maximum global temperature rise well-below 2°C), while at the same time aiming to provide long term capital growth. The reduction objective of the Carbon footprint will be aligned with the Solactive Paris Aligned Global Corporate Index.

Strategy The Sub-fund invests at least two-thirds of its total assets in non-government bonds (which may include contingent convertible bonds (also "CoCo" bonds) and similar non-government fixed income securities and asset backed securities from all around the world.

The Sub-fund has sustainable investment as its objective, within the meaning of Article 9 of the Regulation (EU) 2019/2088 of 27 November 2019 on sustainability-related disclosures in the financial sector. The Sub-fund strives for economic results, while at the same time pursuing sustainable investment objectives which are further explained in Appendix VIII.

The Sub-fund is actively managed against a Benchmark that is consistent with the sustainable investment objectives pursued by the Sub-fund. It aims to align with the Paris Agreement requirements on greenhouse gas emission reduction. For corporate bonds the Benchmark aims to represent the performance of an investment strategy that is aligned with the technical standards for EU Paris-aligned Benchmarks in areas such as exclusions and carbon reduction objectives. The Benchmark differs from a broad market index in that the latter does not take into account in its methodology any criteria for alignment with the Paris Agreement on greenhouse gas emission reduction and related exclusions.

*Financial
Instruments and
Investment
Restrictions*

The Sub-fund is allowed to invest in money market instruments, bank deposits (other than deposits at sight) and other eligible liquid assets for treasury purposes and in case of unfavourable market conditions.

The Sub-fund may hold up to 20% of its net assets in ancillary liquid assets (bank deposits at sight, such as cash held in current accounts). Under exceptionally unfavourable market conditions and if justified in the interest of the Shareholders, the Sub-fund may temporarily exceed the aforementioned limit for investment in ancillary liquid assets and other liquid instruments.

The Sub-fund will invest in financial derivative instruments for hedging, liquidity management (including the usage to manage currency and duration exposures in a cost-effective manner) and optimal portfolio management purposes, but also to actively take positions in the global bond, money market, interest rates and currency markets.

In case the Sub-fund uses derivatives for other purposes than duration and/or currency adjustments and/or inflation adjustments, the underlying of such investments shall comply with the investment policy.

The buying or selling of the following exchange traded and over-the-counter derivatives are permitted: bond and FX futures, interest rate swaps and currency forwards. The Sub-fund will not invest into assets with a rating lower than "B-" by at least one of the recognised rating agencies. The Sub-fund will invest in financial derivative instruments for hedging but also to actively take positions in the global bond, money market, interest rates and currency markets.

The Sub-fund may invest up to 10% of its net assets in onshore debt securities issued within the PRC through Bond Connect.

The Sub-fund may not invest more than:

- 20% of its total assets in asset backed securities;
- 10% of its total assets in equities or other participation rights (these holdings may only result from corporate actions and/or debt restructuring and not from direct investments by the Sub-fund) or in other UCIs and/or UCITS that may be managed by an Affiliated Entity;
- 25% of its total assets in convertible bonds (including up to 20% of its total assets in contingent convertible bonds (also "CoCo" bonds); and
- one third of its total assets in money market instruments.

The Sub-fund will not invest directly in:

- equities (with the exception of equities which are received as a result of a corporate action and/or debt restructuring), or
- options, or
- swaptions.

Currency The Sub-fund aims to align the currency exposure of the Sub-fund with the Benchmark including through the use of derivatives.

Profile of the typical Investor The Sub-fund is suitable for Investors who want their investment to fully contribute to a sustainable objective. It is also suitable for informed and/or experienced Investors wishing to attain defined investment objectives. The Sub-fund does not provide a capital guarantee. The Investor must be able to accept volatility. This Sub-fund is suitable for Investors who can afford to set aside the capital for at least 3-5 years. It can accommodate the investment objective of capital growth, income and/or portfolio diversification.

Please note that such information is provided for reference only and Investors should consider their own circumstances, including without limitation, their own risk tolerance level, financial circumstance, investment objective etc., before making any investment decisions. If in doubt, Investors should seek professional advice.

Risk profile of the Sub-fund The investments in bonds and debt instruments may involve risks (for example linked to the default of the issuers, downgrading, exchange rates, interest rates, liquidity and inflation). The Sub-fund's investments are subject to market fluctuations. No assurance can, therefore, be given that the Sub-fund's investment objective will be achieved. It cannot be guaranteed either that the value of a Share in the Sub-fund will not fall below its value at the time of acquisition.

The sustainability risk profile can be split into different sustainability risk sources and is expressed using categories ranging from lowest risk till highest risk. The risk classification relates to both the probability and potential negative impact of sustainability risk on the portfolio return. The classification relates to the portfolio only: there is no comparison to any benchmark.

Robeco distinguishes between sustainability risk of companies and governments. For companies, there is a total risk classification, a classification of environmental risks, a classification of social risks, and a classification of governance risk. The classifications are based on a variety of Environmental, Social, and Governance (ESG) issues provided by a third party that is specialized in the assessment of sustainability risks. The classification provides an indication of the probability and potential impact of an ESG event in the period of one year.

| <i>Company Risk</i> | ← <i>Lowest</i> | <i>Highest</i> → |
|-------------------------------|-----------------|------------------|
| Sustainability Risk (Overall) | X | |
| Environmental Risk | X | |
| Social Risk | | X |
| Governance Risk | | X |

Robeco makes use of a climate risk metric provided by a third party specialized in climate risk. Based on a 1.5-degrees decarbonization pathway, the potential impact of climate transition risk is estimated. This is a reflection of the potential decarbonization costs for the next 80 years, of which the heavy point is estimated to be approximately in 15 years. This impact on return is compared to the market risk profile of the Sub-fund and turned into risk classification.

| <i>Company Risk</i> | ← <i>Lowest</i> | <i>Highest</i> → |
|-------------------------|-----------------|------------------|
| Climate Transition Risk | X | |

Climate change leads to extreme weather events that may have a negative economic impact on

investments. Based on a climate risk model provided by a third party specialized in climate risk, the physical risks that the portfolio is most vulnerable to are assessed. This Sub-fund's primary physical risks are (1) Extreme Heat, (2) Coastal Flooding, and (3) Tropical Cyclone.

Climate risk models are complex and surrounded by a high degree of uncertainty as result of assumptions and availability of data. As result, a change in the methodology may lead to a change in the risk classification. The climate risk model assesses the potential costs for decarbonizing for companies. Active policies and ambitions of companies are not taken into account contrary to the 'ESG' scores that focus on policies and ambitions.

Risk considerations for the Sub-fund

Investors should note that, in addition to the above mentioned risks, the investment strategy and risks inherent to the Sub-fund are not typically encountered in traditional fixed income long only funds. The Sub-fund may use derivatives for efficient portfolio management- and hedging purposes. Such investments are inherently volatile and the Sub-fund could potentially be exposed to additional risks and costs should the market move against it. The Sub-fund may also use derivatives to take short synthetic positions in some investments. Should the value of such investment increase, it will have a negative effect on the Sub-fund's value. In extreme market conditions, the Sub-fund may be faced with theoretically unlimited losses. Such extreme market conditions could mean that investors could, in certain circumstances, face minimal or no returns, or may even suffer a loss on such investments.

The Sub-fund may invest in mainland China in the CIBM through Bond Connect. Please refer to Section 4 – Risk Considerations for more information of the risks regarding the CIBM and Bond Connect.

The investment risk will be measured using quantitative techniques. The investment risk of using derivatives is also incorporated in these quantitative techniques. For more information regarding e.g. the exposure calculation method, the maximum leverage or the expected levels of leverage as a result of the use of derivatives as well as a brief explanation as to the basis for such calculation, please consult [APPENDIX III – RISK MANAGEMENT PROCESS](#).

Base currency EUR

Type of Currency Hedged Share Classes (H) Benchmark Hedge

Issue date 9 December 2020

| Share Class | Management fee | Service fee | Carbon Offset Expense | Type | Performance Fee portion |
|-----------------------|----------------|-------------|-----------------------|--------------|-------------------------|
| Regular share classes | | | | | |
| Class A | 1.30% | 0.16% | N/A | Accumulating | N/A |
| Class AH | 1.30% | 0.16% | N/A | Accumulating | N/A |
| Class A1 | 1.30% | 0.16% | N/A | Distributing | N/A |
| Class A1H | 1.30% | 0.16% | N/A | Distributing | N/A |
| Class B | 0.80% | 0.16% | N/A | Distributing | N/A |
| Class BH | 0.80% | 0.16% | N/A | Distributing | N/A |
| Class Bx | 0.80% | 0.16% | N/A | Distributing | N/A |
| Class BxH | 0.80% | 0.16% | N/A | Distributing | N/A |
| Class D | 0.80% | 0.16% | N/A | Accumulating | N/A |
| Class DCo | 0.80% | 0.16% | 0.06% | Accumulating | N/A |
| Class DH | 0.80% | 0.16% | N/A | Accumulating | N/A |
| Class DHCo | 0.80% | 0.16% | 0.06% | Accumulating | N/A |
| Class D2H | 1.50% | 0.16% | N/A | Accumulating | N/A |
| Class D3H | 1.50% | 0.16% | N/A | Distributing | N/A |
| Class EH | 0.80% | 0.16% | N/A | Distributing | N/A |
| Class M | 1.75% | 0.16% | N/A | Accumulating | N/A |
| Class MH | 1.75% | 0.16% | N/A | Accumulating | N/A |
| Class M2 | 2.50% | 0.16% | N/A | Accumulating | N/A |
| Class M2H | 2.50% | 0.16% | N/A | Accumulating | N/A |
| Class M3 | 2.50% | 0.16% | N/A | Distributing | N/A |
| Class M3H | 2.50% | 0.16% | N/A | Distributing | N/A |

| Privileged share classes | | | | | |
|-----------------------------|-------|-------|-------|--------------|-----|
| Class C | 0.40% | 0.16% | N/A | Distributing | N/A |
| Class CH | 0.40% | 0.16% | N/A | Distributing | N/A |
| Class F | 0.40% | 0.16% | N/A | Accumulating | N/A |
| Class FCo | 0.40% | 0.16% | 0.06% | Accumulating | N/A |
| Class FH | 0.40% | 0.16% | N/A | Accumulating | N/A |
| Class FHCo | 0.40% | 0.16% | 0.06% | Accumulating | N/A |
| Class G | 0.40% | 0.16% | N/A | Distributing | N/A |
| Class GH | 0.40% | 0.16% | N/A | Distributing | N/A |
| Class S | 0.40% | 0.16% | N/A | Accumulating | N/A |
| Class SH | 0.40% | 0.16% | N/A | Accumulating | N/A |
| Institutional share classes | | | | | |
| Class I | 0.40% | 0.12% | N/A | Accumulating | N/A |
| Class ICo | 0.40% | 0.12% | 0.06% | Accumulating | N/A |
| Class IH | 0.40% | 0.12% | N/A | Accumulating | N/A |
| Class IHCo | 0.40% | 0.12% | 0.06% | Accumulating | N/A |
| Class IBH | 0.40% | 0.12% | N/A | Distributing | N/A |
| Class IEH | 0.40% | 0.12% | N/A | Distributing | N/A |
| Class K | 0.40% | 0.12% | N/A | Accumulating | N/A |
| Class KH | 0.40% | 0.12% | N/A | Accumulating | N/A |
| Class K1 | 0.40% | 0.12% | N/A | Accumulating | N/A |
| Class K1H | 0.40% | 0.12% | N/A | Accumulating | N/A |
| Class K2 | 0.40% | 0.12% | N/A | Accumulating | N/A |
| Class K2H | 0.40% | 0.12% | N/A | Accumulating | N/A |
| Class K3 | 0.40% | 0.12% | N/A | Accumulating | N/A |
| Class K3H | 0.40% | 0.12% | N/A | Accumulating | N/A |
| Class Z | 0.00% | 0.00% | N/A | Accumulating | N/A |
| Class ZH | 0.00% | 0.00% | N/A | Accumulating | N/A |

See Section 3.1 for a more detailed description of all Fees and Expenses.

n) Robeco Climate Global Bonds

Investment
policy

Objective The Sub-fund aims to provide long term capital growth while at the same time promoting certain ESG (i.e. Environmental, Social and corporate Governance) characteristics and integrating sustainability risks in the investment process.

Strategy The Sub-fund invests at least two thirds of its total assets directly or indirectly in worldwide bonds and other marketable debt securities and instruments (which may include short dated fixed or floating rate securities) issued or guaranteed by OECD member states and by companies based in OECD countries.

The Sub-fund promotes environmental and/or social characteristics within the meaning of Article 8 of the Regulation (EU) 2019/2088 of 27 November 2019 on sustainability-related disclosures in the financial sector. The Sub-fund strives for economic results, while at the same time taking into account environmental, social and governance characteristics which are further explained in Appendix VIII.

The Sub-fund is actively managed against a Benchmark that is consistent with the environmental, social and governance characteristics promoted by the Sub-fund. It aims to align with the Paris Agreement requirements on greenhouse gas emission reduction. For corporate bonds the Benchmark aims to represent the performance of an investment strategy that is aligned with the technical standards for EU Paris-aligned Benchmarks in areas such as exclusions and carbon reduction objectives. For investments in government bonds in the Benchmark, the long term aim is to strive for a 7% year-on-year decarbonization as long as this is realistically feasible and technical standards are not applicable. The Benchmark differs from a broad market index in that the latter does not take into account in its methodology any criteria for alignment with the Paris Agreement on greenhouse gas emission reduction and related exclusions.

Financial Instruments and Investment Restrictions The Sub-fund will invest in financial derivative instruments for hedging and optimal portfolio management purposes but also to actively take positions in the global bond, money market, interest rates and currency markets.

The Sub-fund is allowed to invest in money market instruments, bank deposits (other than deposits at sight) and other eligible liquid assets for treasury purposes and in case of unfavourable market conditions.

The Sub-fund may hold up to 20% of its net assets in ancillary liquid assets (bank deposits at sight, such as cash held in current accounts). Under exceptionally unfavourable market conditions and if justified in the interest of the Shareholders, the Sub-fund may temporarily exceed the aforementioned limit for investment in ancillary liquid assets and other liquid instruments.

The Sub-fund will not invest into assets with a rating lower than "B-" by at least one of the recognised rating agencies.

The Sub-fund may invest up to 15% of its net assets in onshore debt securities issued within the PRC through Bond Connect.

The Sub-fund may not invest more than:

- 20% of its total assets in asset backed securities;
- 10% of its total assets in equities or other participation rights (these holdings may only result from corporate actions and/or debt restructuring and not from direct investments by the Sub-fund) or in other UCIs and/or UCITS that may be managed by an Affiliated Entity;
- 25% of its total assets in convertible bonds (including up to 20% of its total assets in contingent convertible bonds (also "CoCo" bonds); and
- one third of its total assets in money market instruments.

Exchange traded and over-the-counter derivatives are permitted, including but not limited to futures, swaps, options, currency forwards and/or combinations of the above. The Sub-fund may use derivatives for investment purposes as well as for hedging and efficient portfolio management.

The Sub-fund will not invest directly in equities (with the exception of equities which are received as a result of a corporate action and/or debt restructuring).

Currency The Sub-fund aims to align the currency exposure of the Sub-fund (excluding active currency positions) with the Benchmark including through the use of derivatives. The Sub-fund may take active currency

positions including through the use of derivatives. The active currency positions may cause the Sub-fund to deviate from the weights of the respective currencies in the relevant Benchmark.

Profile of the typical Investor The Sub-fund is suitable for Investors who seek ESG considerations to be integrated as binding element in the investment process, while still seeking optimum returns. It is also suitable for informed and/or experienced Investors wishing to attain defined investment objectives. The Sub-fund does not provide a capital guarantee. The Investor must be able to accept moderate volatility. This Sub-fund is suitable for Investors who can afford to set aside the capital for at least 3-5 years. It can accommodate the investment objective of capital growth, income and/or portfolio diversification.

Please note that such information is provided for reference only and Investors should consider their own circumstances, including without limitation, their own risk tolerance level, financial circumstance, investment objective etc., before making any investment decisions. If in doubt, Investors should seek professional advice.

Risk profile of the Sub-fund The investments in bonds and debt instruments may involve risks (for example linked to the default of the issuers, downgrading, exchange rates, interest rates, liquidity and inflation). The Sub-fund's investments are subject to market fluctuations. No assurance can, therefore, be given that the Sub-fund's investment objective will be achieved. It cannot be guaranteed either that the value of a Share in the Sub-fund will not fall below its value at the time of acquisition.

The sustainability risk profile can be split into different sustainability risk sources and is expressed using categories ranging from lowest risk till highest risk. The risk classification relates to both the probability and potential negative impact of sustainability risk on the portfolio return. The classification relates to the portfolio only: there is no comparison to any benchmark.

Robeco distinguishes between sustainability risk of companies and governments. For companies, there is a total risk classification, a classification of environmental risks, a classification of social risks, and a classification of governance risk. The classifications are based on a variety of Environmental, Social, and Governance (ESG) issues provided by a third party that is specialized in the assessment of sustainability risks. The classification provides an indication of the probability and potential impact of an ESG event in the period of one year.

| <i>Company Risk</i> | ← <i>Lowest</i> | <i>Highest</i> → |
|-------------------------------|-----------------|------------------|
| Sustainability Risk (Overall) | | X |
| Environmental Risk | X | |
| Social Risk | | X |
| Governance Risk | | X |

For investments in government bonds, there is a total sustainability risk classification, a classification of environmental risk, a classification of social risk, and a classification of governance risk. The classifications are based on an internal sustainability risk metric for country sustainability risk. These indicators are based on a fixed set of Environmental, Social, and Governance criteria. The classification provides an indication of the probability and potential impact of at least one year.

| <i>Government Risk</i> | ← <i>Lowest</i> | <i>Highest</i> → |
|-------------------------------|-----------------|------------------|
| Sustainability Risk (Overall) | X | |
| Environmental Risk | X | |
| Social Risk | X | |
| Governance Risk | X | |

Robeco makes use of a climate risk metric provided by a third party specialized in climate risk. Based on a 1.5-degrees decarbonization pathway, the potential impact of climate transition risk is estimated. This is a reflection of the potential decarbonization costs for the next 80 years, of which the heavy point is

estimated to be approximately in 15 years. This impact on return is compared to the market risk profile of the Sub-fund and turned into risk classification.

| | | |
|--------------------------------|-----------------|------------------|
| <i>Company Risk</i> | ← <i>Lowest</i> | <i>Highest</i> → |
| Climate Transition Risk | X | |

Climate change leads to extreme weather events that may have a negative economic impact on investments. Based on a climate risk model provided by a third party specialized in climate risk, the physical risks that the portfolio is most vulnerable to are assessed. This Sub-fund's primary physical risks are (1) Extreme Heat, (2) Coastal Flooding, and (3) Tropical Cyclone.

Climate risk models are complex and surrounded by a high degree of uncertainty as result of assumptions and availability of data. As result, a change in the methodology may lead to a change in the risk classification. The climate risk model assesses the potential costs for decarbonizing for companies. Active policies and ambitions of companies are not taken into account contrary to the 'ESG' scores that focus on policies and ambitions.

| | |
|--------------------------------------|---|
| Risk considerations for the Sub-fund | <p>Investors should note that, in addition to the above mentioned risks, the investment strategy and risks inherent to the Sub-fund are not typically encountered in traditional fixed income long only funds. The Sub-fund may use derivatives as part of its investment strategy and such investments are inherently volatile and the Sub-fund could potentially be exposed to additional risks and costs should the market move against it. The Sub-fund may also use derivatives to take short synthetic positions in some investments. Should the value of such investment increase, it will have a negative effect on the Sub-fund's value. In extreme market conditions, the Sub-fund may be faced with theoretically unlimited losses. Such extreme market conditions could mean that investors could, in certain circumstances, face minimal or no returns, or may even suffer a loss on such investments.</p> <p>The Sub-fund may invest in mainland China in the CIBM through Bond Connect. Please refer to Section 4 – Risk Considerations for more information of the risks regarding the CIBM and Bond Connect.</p> <p>The investment risk will be measured using quantitative techniques. The investment risk of using derivatives is also incorporated in these quantitative techniques. For more information regarding e.g. the exposure calculation method, the maximum leverage or the expected levels of leverage as a result of the use of derivatives as well as a brief explanation as to the basis for such calculation, please consult APPENDIX III – RISK MANAGEMENT PROCESS.</p> |
|--------------------------------------|---|

| Base currency | EUR | | | |
|---|------------------|-------------|--------------|-------------------------|
| Type of Currency Hedged Share Classes (H) | Benchmark Hedge | | | |
| Issue date | 19 December 2020 | | | |
| Share Class | Management fee | Service fee | Type | Performance Fee portion |
| <i>Regular share classes</i> | | | | |
| Class A | 1.30% | 0.16% | Accumulating | N/A |
| Class AH | 1.30% | 0.16% | Accumulating | N/A |
| Class A1 | 1.30% | 0.16% | Distributing | N/A |
| Class A1H | 1.30% | 0.16% | Distributing | N/A |
| Class B | 0.70% | 0.16% | Distributing | N/A |
| Class BH | 0.70% | 0.16% | Distributing | N/A |
| Class Bx | 0.70% | 0.16% | Distributing | N/A |
| Class BxH | 0.70% | 0.16% | Distributing | N/A |
| Class D | 0.70% | 0.16% | Accumulating | N/A |
| Class DH | 0.70% | 0.16% | Accumulating | N/A |
| Class D2H | 1.50% | 0.16% | Accumulating | N/A |

| | | | | |
|-----------------------------|-------|-------|--------------|-----|
| Class D3H | 1.50% | 0.16% | Distributing | N/A |
| Class EH | 0.70% | 0.16% | Distributing | N/A |
| Class M | 1.75% | 0.16% | Accumulating | N/A |
| Class MH | 1.75% | 0.16% | Accumulating | N/A |
| Class M2 | 2.50% | 0.16% | Accumulating | N/A |
| Class M2H | 2.50% | 0.16% | Accumulating | N/A |
| Class M3 | 2.50% | 0.16% | Distributing | N/A |
| Class M3H | 2.50% | 0.16% | Distributing | N/A |
| Privileged share classes | | | | |
| Class C | 0.35% | 0.16% | Distributing | N/A |
| Class CH | 0.35% | 0.16% | Distributing | N/A |
| Class F | 0.35% | 0.16% | Accumulating | N/A |
| Class FH | 0.35% | 0.16% | Accumulating | N/A |
| Class G | 0.35% | 0.16% | Distributing | N/A |
| Class GH | 0.35% | 0.16% | Distributing | N/A |
| Class S | 0.35% | 0.16% | Accumulating | N/A |
| Class SH | 0.35% | 0.16% | Accumulating | N/A |
| Institutional share classes | | | | |
| Class I | 0.35% | 0.12% | Accumulating | N/A |
| Class IH | 0.35% | 0.12% | Accumulating | N/A |
| Class IBH | 0.35% | 0.12% | Distributing | N/A |
| Class IEH | 0.35% | 0.12% | Distributing | N/A |
| Class K | 0.35% | 0.12% | Accumulating | N/A |
| Class KH | 0.35% | 0.12% | Accumulating | N/A |
| Class K1 | 0.35% | 0.12% | Accumulating | N/A |
| Class K1H | 0.35% | 0.12% | Accumulating | N/A |
| Class K2 | 0.35% | 0.12% | Accumulating | N/A |
| Class K2H | 0.35% | 0.12% | Accumulating | N/A |
| Class K3 | 0.35% | 0.12% | Accumulating | N/A |
| Class K3H | 0.35% | 0.12% | Accumulating | N/A |
| Class Z | 0.00% | 0.00% | Accumulating | N/A |
| Class ZH | 0.00% | 0.00% | Accumulating | N/A |

See Section 3.1 for a more detailed description of all Fees and Expenses.

o) Robeco QI Global SDG & Climate Multi-Factor Credits

Investment
policy

Objective The Sub-fund has as its sustainable investment objectives to advance the United Nations Sustainable Development Goals (UN SDGs) by investing in companies whose business models and operational practices are aligned with targets defined by the 17 UN SDGs, and aims to reduce the Carbon footprint of the portfolio (and thereby contribute towards the goals of the Paris Agreement to keep the maximum global temperature rise well-below 2°C) in line with the Solactive Paris Aligned Global Corporate Index. The Sub-fund also aims to provide long term capital growth and to integrate ESG (i.e. Environmental, Social and corporate Governance) while at the same time integrating sustainability risks in the investment process.

Strategy The Sub-fund invests systematically in predominantly investment grade credits and focuses on offering exposure to a number of quantitative strategies in a diversified way, such as, but not limited to, a strategy focusing on bonds with a low level of expected risk (Low volatility); a strategy focusing on bonds with an attractive valuation (Value) and a strategy focusing on bonds of companies with a medium term attractive performance trend (Momentum).

The Sub-fund invests at least two-thirds of its total assets in non-government bonds and similar nongovernment fixed income securities from all around the world with a minimal rating of "BBB-" or equivalent by at least one of the recognized rating agencies. The Sub-fund may not invest in bonds and similar fixed income securities with a rating below "BB-".

The Sub-fund has sustainable investment as its objective, within the meaning of Article 9 of the Regulation (EU) 2019/2088 of 27 November 2019 on sustainability-related disclosures in the financial sector. The Sub-fund takes explicitly into account the contribution of a company to the UN SDGs. The portfolio is built on the basis of the eligible investment universe and an internally developed SDG framework for mapping and measuring SDG contributions, about which more information can be obtained via the website <https://www.robeco.com/en-int/sustainable-investing/sdgs>. The Sub-fund strives for economic results, while at the same time pursuing the objective to reduce the Carbon footprint of the portfolio. The Sub-fund also takes into account environmental, social and governance characteristics which are further explained in Appendix VIII.

The Sub-fund is actively managed against a Benchmark that is consistent with the sustainable investment objectives pursued by the Sub-fund. It aims to align with the Paris Agreement requirements on greenhouse gas emission reduction. For corporate bonds the Benchmark aims to represent the performance of an investment strategy that is aligned with the technical standards for EU Paris-aligned Benchmarks in areas such as exclusions and carbon reduction objectives. The Benchmark differs from a broad market index in that the latter does not take into account in its methodology any criteria for alignment with the Paris Agreement on greenhouse gas emission reduction and related exclusions.

Financial Instruments and Investment Restrictions The Sub-fund will invest in financial derivative instruments for hedging and liquidity portfolio management purposes. This includes the usage of derivatives to manage currency and duration exposures in a cost-effective manner.

The buying or selling of the following exchange traded and over-the-counter derivatives are permitted: bond and FX futures, interest rate swaps and currency forwards. The Sub-fund will invest in financial derivative instruments for hedging and optimal portfolio management purposes.

The Sub-fund is allowed to invest in money market instruments, bank deposits (other than deposits at sight) and other eligible liquid assets for treasury purposes and in case of unfavourable market conditions.

The Sub-fund may hold up to 20% of its net assets in ancillary liquid assets (bank deposits at sight, such as cash held in current accounts). Under exceptionally unfavourable market conditions and if justified in the interest of the Shareholders, the Sub-fund may temporarily exceed the aforementioned limit for investment in ancillary liquid assets and other liquid instruments.

The Sub-fund may not invest more than:

- 10% of its total assets in equities or other participation rights (these holdings may only result from corporate actions and/or debt restructuring and not from direct investments by the Sub-fund) or in other UCIs and/or UCITS that may be managed by an Affiliated Entity;
- 10% of its total assets in convertible bonds; and

- one third of its total assets in money market instruments.

The Sub-fund will not invest directly in:

- equities (with the exception of equities which are received as a result of a corporate action and/or debt restructuring), or
- options, or
- swaptions.

Currency The Sub-fund aims to align the currency exposure of the Sub-fund with the Benchmark including through the use of derivatives.

Profile of the typical Investor The Sub-fund is suitable for Investors who want their investment to fully contribute to a sustainable objective. It is also suitable for informed and/or experienced Investors wishing to attain defined investment objectives. The Sub-fund does not provide a capital guarantee. The Investor must be able to accept volatility. This Sub-fund is suitable for Investors who can afford to set aside the capital for at least 3-5 years. It can accommodate the investment objective of capital growth, income and/or portfolio diversification.

Please note that such information is provided for reference only and Investors should consider their own circumstances, including without limitation, their own risk tolerance level, financial circumstance, investment objective etc., before making any investment decisions. If in doubt, Investors should seek professional advice.

Risk profile of the Sub-fund The investments in bonds and debt instruments may involve risks (for example linked to the default of the issuers, downgrading, exchange rates, interest rates, liquidity and inflation). The Sub-fund's investments are subject to market fluctuations. No assurance can, therefore, be given that the Sub-fund's investment objective will be achieved. It cannot be guaranteed either that the value of a Share in the Sub-fund will not fall below its value at the time of acquisition.

The sustainability risk profile can be split into different sustainability risk sources and is expressed using categories ranging from lowest risk till highest risk. The risk classification relates to both the probability and potential negative impact of sustainability risk on the portfolio return. The classification relates to the portfolio only: there is no comparison to any benchmark.

Robeco distinguishes between sustainability risk of companies and governments. For companies, there is a total risk classification, a classification of environmental risks, a classification of social risks, and a classification of governance risk. The classifications are based on a variety of Environmental, Social, and Governance (ESG) issues provided by a third party that is specialized in the assessment of sustainability risks. The classification provides an indication of the probability and potential impact of an ESG event in the period of one year.

| <i>Company Risk</i> | ← <i>Lowest</i> | <i>Highest</i> → |
|-------------------------------|-----------------|------------------|
| Sustainability Risk (Overall) | | X |
| Environmental Risk | X | |
| Social Risk | | X |
| Governance Risk | | X |

Robeco makes use of a climate risk metric provided by a third party specialized in climate risk. Based on a 1.5-degrees decarbonization pathway, the potential impact of climate transition risk is estimated. This is a reflection of the potential decarbonization costs for the next 80 years, of which the heavy point is estimated to be approximately in 15 years. This impact on return is compared to the market risk profile of the Sub-fund and turned into risk classification.

| <i>Company Risk</i> | ← <i>Lowest</i> | <i>Highest</i> → |
|-------------------------|-----------------|------------------|
| Climate Transition Risk | X | |

Climate change leads to extreme weather events that may have a negative economic impact on

investments. Based on a climate risk model provided by a third party specialized in climate risk, the physical risks that the portfolio is most vulnerable to are assessed. This Sub-fund's primary physical risks are (1) Extreme Heat, (2) Coastal Flooding, and (3) Tropical Cyclone.

Climate risk models are complex and surrounded by a high degree of uncertainty as result of assumptions and availability of data. As result, a change in the methodology may lead to a change in the risk classification. The climate risk model assesses the potential costs for decarbonizing for companies. Active policies and ambitions of companies are not taken into account contrary to the 'ESG' scores that focus on policies and ambitions.

Risk considerations for the Sub-fund

Investors should note that, in addition to the above mentioned risks, the investment strategy and risks inherent to the Sub-fund are not typically encountered in traditional fixed income long only funds. The Sub-fund may use derivatives for efficient portfolio management- and hedging purposes. Such investments are inherently volatile and the Sub-fund could potentially be exposed to additional risks and costs should the market move against it. The Sub-fund may also use derivatives to take short positions in some investments. Should the value of such investment increase, it will have a negative effect on the Sub-fund's value. In extreme market conditions, the Sub-fund may be faced with theoretically unlimited losses. Such extreme market conditions could mean that Investors could, in certain circumstances, face minimal or no returns, or may even suffer a loss on such investments.

The investment risk will be measured using quantitative techniques. The investment risk of using derivatives is also incorporated in these quantitative techniques. For more information regarding e.g. the exposure calculation method, the maximum leverage or the expected levels of leverage as a result of the use of derivatives as well as a brief explanation as to the basis for such calculation, please consult [APPENDIX III – RISK MANAGEMENT PROCESS](#).

Base currency EUR

Type of Currency Hedged Share Classes (H) Benchmark Hedge

Issue date 24 May 2022

| Share Classes | Management fee | Service fee | Carbon Offset Expense | Type | Performance Fee portion |
|------------------------------|----------------|-------------|-----------------------|--------------|-------------------------|
| Regular share classes | | | | | |
| Class A | 1.30% | 0.16% | N/A | Accumulating | N/A |
| Class AH | 1.30% | 0.16% | N/A | Accumulating | N/A |
| Class A1 | 1.30% | 0.16% | N/A | Distributing | N/A |
| Class A1H | 1.30% | 0.16% | N/A | Distributing | N/A |
| Class B | 0.60% | 0.16% | N/A | Distributing | N/A |
| Class BH | 0.60% | 0.16% | N/A | Distributing | N/A |
| Class Bx | 0.60% | 0.16% | N/A | Distributing | N/A |
| Class BxH | 0.60% | 0.16% | N/A | Distributing | N/A |
| Class D | 0.60% | 0.16% | N/A | Accumulating | N/A |
| Class DCo | 0.60% | 0.16% | 0.07% | Accumulating | N/A |
| Class DH | 0.60% | 0.16% | N/A | Accumulating | N/A |
| Class DHCo | 0.60% | 0.16% | 0.07% | Accumulating | N/A |
| Class D2 | 1.50% | 0.16% | N/A | Accumulating | N/A |
| Class D2H | 1.50% | 0.16% | N/A | Accumulating | N/A |
| Class D3 | 1.50% | 0.16% | N/A | Distributing | N/A |
| Class D3H | 1.50% | 0.16% | N/A | Distributing | N/A |
| Class E | 0.60% | 0.16% | N/A | Distributing | N/A |
| Class EH | 0.60% | 0.16% | N/A | Distributing | N/A |
| Class M | 1.75% | 0.16% | N/A | Accumulating | N/A |
| Class MH | 1.75% | 0.16% | N/A | Accumulating | N/A |
| Class M2 | 2.50% | 0.16% | N/A | Accumulating | N/A |
| Class M2H | 2.50% | 0.16% | N/A | Accumulating | N/A |
| Class M3 | 2.50% | 0.16% | N/A | Distributing | N/A |
| Class M3H | 2.50% | 0.16% | N/A | Distributing | N/A |

| Privileged share classes | | | | | |
|-----------------------------|-------|-------|-------|--------------|-----|
| Class C | 0.30% | 0.16% | N/A | Distributing | N/A |
| Class CH | 0.30% | 0.16% | N/A | Distributing | N/A |
| Class Cx | 0.30% | 0.16% | N/A | Distributing | N/A |
| Class CxH | 0.30% | 0.16% | N/A | Distributing | N/A |
| Class F | 0.30% | 0.16% | N/A | Accumulating | N/A |
| Class FCo | 0.30% | 0.16% | 0.07% | Accumulating | N/A |
| Class FH | 0.30% | 0.16% | N/A | Accumulating | N/A |
| Class FHCo | 0.30% | 0.16% | 0.07% | Accumulating | N/A |
| Class G | 0.30% | 0.16% | N/A | Distributing | N/A |
| Class GH | 0.30% | 0.16% | N/A | Distributing | N/A |
| Class S | 0.30% | 0.16% | N/A | Accumulating | N/A |
| Class SH | 0.30% | 0.16% | N/A | Accumulating | N/A |
| Class X | 0.30% | 0.16% | N/A | Accumulating | N/A |
| Class XH | 0.30% | 0.16% | N/A | Accumulating | N/A |
| Institutional share classes | | | | | |
| Class I | 0.30% | 0.12% | N/A | Accumulating | N/A |
| Class ICo | 0.30% | 0.12% | 0.07% | Accumulating | N/A |
| Class IB | 0.30% | 0.12% | N/A | Distributing | N/A |
| Class IBx | 0.30% | 0.12% | N/A | Distributing | N/A |
| Class IBH | 0.30% | 0.12% | N/A | Distributing | N/A |
| Class IBxH | 0.30% | 0.12% | N/A | Distributing | N/A |
| Class IH | 0.30% | 0.12% | N/A | Accumulating | N/A |
| Class IHCo | 0.30% | 0.12% | 0.07% | Accumulating | N/A |
| Class IE | 0.30% | 0.12% | N/A | Distributing | N/A |
| Class IEH | 0.30% | 0.12% | N/A | Distributing | N/A |
| Class IM | 0.40% | 0.12% | N/A | Accumulating | N/A |
| Class IMH | 0.40% | 0.12% | N/A | Accumulating | N/A |
| Class K | 0.30% | 0.12% | N/A | Accumulating | N/A |
| Class KH | 0.30% | 0.12% | N/A | Accumulating | N/A |
| Class K1 | 0.30% | 0.12% | N/A | Accumulating | N/A |
| Class K1H | 0.30% | 0.12% | N/A | Accumulating | N/A |
| Class K2 | 0.30% | 0.12% | N/A | Accumulating | N/A |
| Class K2H | 0.30% | 0.12% | N/A | Accumulating | N/A |
| Class K3 | 0.30% | 0.12% | N/A | Accumulating | N/A |
| Class K3H | 0.30% | 0.12% | N/A | Accumulating | N/A |
| Class Y | 0.30% | 0.12% | N/A | Accumulating | N/A |
| Class YH | 0.30% | 0.12% | N/A | Accumulating | N/A |
| Class Z | 0.00% | 0.00% | N/A | Accumulating | N/A |
| Class ZH | 0.00% | 0.00% | N/A | Accumulating | N/A |
| Class ZB | 0.00% | 0.00% | N/A | Distributing | N/A |
| Class ZBH | 0.00% | 0.00% | N/A | Distributing | N/A |

See Section 3.1 for a more detailed description of all Fees and Expenses.

p) Robeco Transition Emerging Credits

Investment
policy

Objective The Sub-fund aims to provide long term capital growth while at the same time promoting certain ESG (i.e. Environmental, Social and corporate Governance) characteristics and integrating sustainability risks in the investment process.

Strategy The Sub-fund invests at least two-thirds of its total assets in bonds (which may include contingent convertible bonds (also "CoCo" bonds)), asset backed securities and similar fixed income securities issued by entities incorporated or exercising a preponderant part of their economic activities in Emerging Countries. The investment universe of the Sub-fund comprises both Local currency as well as Hard currency debt.

The Sub-fund aims to make investments in assets with a sustainable objective as well as investments in assets that contribute to a transition. Transition pertains to activities that measurably and credibly contribute to the goals of the Paris Agreement and/or an environmental and/or social objective. This is achieved by investing in entities that have credible emission reduction targets, entities that provide solutions to enable climate change mitigation and bonds to finance sustainability transformation or re-finance, in part or in full, new and/or existing projects with an environmental and/or social objective.

The Sub-fund promotes environmental and/or social characteristics, within the meaning of Article 8 of the Regulation (EU) 2019/2088 of 27 November 2019 on sustainability-related disclosures in the financial sector. The Sub-fund takes explicitly into account the contribution of a company to the United Nations Sustainable Development Goals (SDG). The Sub-fund strives for economic results, while at the same time taking into account environmental, social and governance characteristics which are further explained in Appendix VIII.

The Sub-fund is actively managed and uses the Benchmark for asset allocation purposes. However, although securities may be components of the Benchmark, securities outside the Benchmark may be selected too. The Sub-fund can deviate substantially from the weightings of the Benchmark. The Management Company has discretion over the composition of the portfolio subject to the investment objectives. The Sub-fund aims to outperform the Benchmark over the long run, whilst still controlling relative risk through the applications of limits (on currencies and issuers) to the extent of deviation from the Benchmark. This will consequently limit the deviation of the performance relative to the Benchmark.

The Benchmark is a broad market weighted index that is not consistent with the environmental, social and governance characteristics promoted by the Sub-fund.

*Financial
Instruments and
Investment
Restrictions*

Except for a maximum of 10% of its net assets (as permitted by investment restriction I (2) in Appendix II), the Sub-fund will (without limiting the possibility to invest in compliance with its investment policy in assets referred to under investment restrictions I (1) c), d), e) and f)) only invest in transferable securities and money market instruments traded or listed on markets falling under investment restrictions I (1) a) and b).

The Sub-fund is allowed to invest in money market instruments, bank deposits (other than deposits at sight) and other eligible liquid assets for treasury purposes and in case of unfavourable market conditions.

The Sub-fund may hold up to 20% of its net assets in ancillary liquid assets (bank deposits at sight, such as cash held in current accounts). Under exceptionally unfavourable market conditions and if justified in the interest of the Shareholders, the Sub-fund may temporarily exceed the aforementioned limit for investment in ancillary liquid assets and other liquid instruments.

The Sub-fund may invest up to 10% of its net assets in onshore debt securities issued within the PRC through Bond Connect.

The Sub-fund may not invest more than:

- 20% of its total assets in asset backed securities;
- 10% of its total assets in equities or other participation rights (these holdings may only result from corporate actions and/or debt restructuring and not from direct investments by the Sub-fund), or in other UCIs and/or UCITS that may be managed by an Affiliated Entity;
- 25% of its total assets in convertible bonds (including up to 20% of its total assets in contingent convertible bonds (also "CoCo" bonds)); and
- one third of its total assets in money market instruments.

Exchange traded and over-the-counter derivatives are permitted, including but not limited to futures, swaps, options, currency forwards and/or combinations of the above. The Sub-fund may use derivatives for investment purposes as well as for hedging and efficient portfolio management.

The Sub-fund will not invest directly in equities (with the exception of equities which are received as a result of a corporate action and/or debt restructuring).

Currency The Sub-fund aims to align the currency exposure of the Sub-fund with the Benchmark including through the use of derivatives.

Profile of the typical Investor The Sub-fund is suitable for Investors who seek ESG considerations to be integrated as binding element in the investment process, while still seeking optimum returns. It is also suitable for informed and/or experienced Investors wishing to attain defined investment objectives. The Sub-fund does not provide a capital guarantee. The Investor must be able to accept volatility. This Sub-fund is suitable for Investors who can afford to set aside the capital for at least 3-5 years. It can accommodate the investment objective of capital growth, income and/or portfolio diversification.

Please note that such information is provided for reference only and Investors should consider their own circumstances, including without limitation, their own risk tolerance level, financial circumstance, investment objective etc., before making any investment decisions. If in doubt, Investors should seek professional advice.

Risk profile of the Sub-fund Investors should consider that for investments in bonds and other marketable debt securities and debt instruments which are rated "BB+" or lower or equivalent by at least one of the recognized rating agencies, the factors giving security to principal and interest can be considered less than adequate over a great length of time.

In emerging and less developed markets the legal, judicial and regulatory infrastructure is still developing and there may be legal uncertainty both for local market participants and their overseas counterparts. Some markets may carry higher risks for Investors who should therefore ensure that, before investing, they understand the risks involved and are satisfied that despite the substantial risk of loss of investment, their investment is suitable as part of their portfolio.

Also, the investments in bonds and debt instruments may involve risks (for example linked to the default of the issuers, downgrading, exchange rates, interest rates, liquidity and inflation). The Sub-fund's investments are subject to market fluctuations. No assurance can, therefore, be given that the Sub-fund's investment objective will be achieved. It cannot be guaranteed either that the value of a Share in the Sub-fund will not fall below its value at the time of acquisition.

The sustainability risk profile can be split into different sustainability risk sources and is expressed using categories ranging from lowest risk till highest risk. The risk classification relates to both the probability and potential negative impact of sustainability risk on the portfolio return. The classification relates to the portfolio only: there is no comparison to any benchmark.

Robeco distinguishes between sustainability risk of companies and governments. For companies, there is a total risk classification, a classification of environmental risks, a classification of social risks, and a classification of governance risk. The classifications are based on a variety of Environmental, Social, and Governance (ESG) issues provided by a third party that is specialized in the assessment of sustainability risks. The classification provides an indication of the probability and potential impact of an ESG event in the period of one year.

| <i>Company Risk</i> | ← <i>Lowest</i> | <i>Highest</i> → |
|-------------------------------|-----------------|------------------|
| Sustainability Risk (Overall) | | X |
| Environmental Risk | X | |
| Social Risk | | X |
| Governance Risk | | X |

Robeco makes use of a climate risk metric provided by a third party specialized in climate risk. Based on a 1.5-degrees decarbonization pathway, the potential impact of climate transition risk is estimated. This is a reflection of the potential decarbonization costs for the next 80 years, of which the heavy point is

estimated to be approximately in 15 years. This impact on return is compared to the market risk profile of the Sub-fund and turned into risk classification.

| | | |
|-------------------------|-----------------|------------------|
| <i>Company Risk</i> | ← <i>Lowest</i> | <i>Highest</i> → |
| Climate Transition Risk | | X |

Climate change leads to extreme weather events that may have a negative economic impact on investments. Based on a climate risk model provided by a third party specialized in climate risk, the physical risks that the portfolio is most vulnerable to are assessed. This Sub-fund's primary physical risks are (1) Extreme Heat, (2) Coastal Flooding, and (3) Extreme Precipitation.

Climate risk models are complex and surrounded by a high degree of uncertainty as result of assumptions and availability of data. As result, a change in the methodology may lead to a change in the risk classification. The climate risk model assesses the potential costs for decarbonizing for companies. Active policies and ambitions of companies are not taken into account contrary to the 'ESG' scores that focus on policies and ambitions.

Risk considerations for the Sub-fund

Investors should note that, in addition to the above mentioned risks, the investment strategy and risks inherent to the Sub-fund are not typically encountered in traditional fixed income long only funds. The Sub-fund may use derivatives as part of its investment strategy and such investments are inherently volatile and the Sub-fund could potentially be exposed to additional risks and costs should the market move against it. The Sub-fund may also use derivatives to take short positions in some investments. Should the value of such investment increase, it will have a negative effect on the Sub-fund's value. In extreme market conditions, the Sub-fund may be faced with theoretically unlimited losses. Such extreme market conditions could mean that Investors could, in certain circumstances, face minimal or no returns, or may even suffer a loss on such investments.

Emerging debt securities are by nature relatively less liquid, which may negatively affect the value of the Sub-fund.

The Sub-fund may invest in mainland China in the CIBM through Bond Connect. Please refer to Section 4 – Risk Considerations for more information of the risks regarding the CIBM and Bond Connect.

The investment risk will be measured using quantitative techniques. The investment risk of using derivatives is also incorporated in these quantitative techniques. For more information regarding e.g. the exposure calculation method, the maximum leverage or the expected levels of leverage as a result of the use of derivatives as well as a brief explanation as to the basis for such calculation, please consult [APPENDIX III – RISK MANAGEMENT PROCESS](#).

Portfolio Manager

RIAM is principally responsible for the day-to-day management of the assets of the Sub-fund. It is entitled to delegate part of its investment management duties to Robeco Singapore Private Ltd.

Base currency USD

Type of Currency Hedged Share Classes (H) NAV Hedge

Issue date 4 June 2014

| Share Classes | Management fee | Service fee | Type | Performance Fee portion |
|------------------------------|----------------|-------------|--------------|-------------------------|
| Regular share classes | | | | |
| Class A | 1.30% | 0.16% | Accumulating | N/A |
| Class AH | 1.30% | 0.16% | Accumulating | N/A |
| Class A1 | 1.30% | 0.16% | Distributing | N/A |
| Class A1H | 1.30% | 0.16% | Distributing | N/A |
| Class B | 1.20% | 0.16% | Distributing | N/A |
| Class BH | 1.20% | 0.16% | Distributing | N/A |

| | | | | |
|-----------------------------|-------|-------|--------------|-----|
| Class Bx | 1.20% | 0.16% | Distributing | N/A |
| Class BxH | 1.20% | 0.16% | Distributing | N/A |
| Class D | 1.20% | 0.16% | Accumulating | N/A |
| Class DH | 1.20% | 0.16% | Accumulating | N/A |
| Class D2 | 1.50% | 0.16% | Accumulating | N/A |
| Class D2H | 1.50% | 0.16% | Accumulating | N/A |
| Class D3 | 1.50% | 0.16% | Distributing | N/A |
| Class D3H | 1.50% | 0.16% | Distributing | N/A |
| Class E | 1.20% | 0.16% | Distributing | N/A |
| Class EH | 1.20% | 0.16% | Distributing | N/A |
| Class M | 1.75% | 0.16% | Accumulating | N/A |
| Class MH | 1.75% | 0.16% | Accumulating | N/A |
| Class M2 | 2.50% | 0.16% | Accumulating | N/A |
| Class M2H | 2.50% | 0.16% | Accumulating | N/A |
| Class M3 | 2.50% | 0.16% | Distributing | N/A |
| Class M3H | 2.50% | 0.16% | Distributing | N/A |
| Privileged share classes | | | | |
| Class C | 0.60% | 0.16% | Distributing | N/A |
| Class CH | 0.60% | 0.16% | Distributing | N/A |
| Class Cx | 0.60% | 0.16% | Distributing | N/A |
| Class CxH | 0.60% | 0.16% | Distributing | N/A |
| Class F | 0.60% | 0.16% | Accumulating | N/A |
| Class FH | 0.60% | 0.16% | Accumulating | N/A |
| Class G | 0.60% | 0.16% | Distributing | N/A |
| Class GH | 0.60% | 0.16% | Distributing | N/A |
| Class S | 0.60% | 0.16% | Accumulating | N/A |
| Class SH | 0.60% | 0.16% | Accumulating | N/A |
| Class SE | 0.60% | 0.16% | Distributing | N/A |
| Class SEH | 0.60% | 0.16% | Distributing | N/A |
| Institutional share classes | | | | |
| Class I | 0.60% | 0.12% | Accumulating | N/A |
| Class IH | 0.60% | 0.12% | Accumulating | N/A |
| Class IB | 0.60% | 0.12% | Distributing | N/A |
| Class IBx | 0.60% | 0.12% | Distributing | N/A |
| Class IBH | 0.60% | 0.12% | Distributing | N/A |
| Class IBxH | 0.60% | 0.12% | Distributing | N/A |
| Class IE | 0.60% | 0.12% | Distributing | N/A |
| Class IEH | 0.60% | 0.12% | Distributing | N/A |
| Class K | 0.60% | 0.12% | Accumulating | N/A |
| Class KH | 0.60% | 0.12% | Accumulating | N/A |
| Class K1 | 0.60% | 0.12% | Accumulating | N/A |
| Class K1H | 0.60% | 0.12% | Accumulating | N/A |
| Class K2 | 0.60% | 0.12% | Accumulating | N/A |
| Class K2H | 0.60% | 0.12% | Accumulating | N/A |
| Class K3 | 0.60% | 0.12% | Accumulating | N/A |
| Class K3H | 0.60% | 0.12% | Accumulating | N/A |
| Class Z | 0.00% | 0.00% | Accumulating | N/A |
| Class Z2 | 0.00% | 0.00% | Accumulating | N/A |
| Class ZH | 0.00% | 0.00% | Accumulating | N/A |
| Class Z2H | 0.00% | 0.00% | Accumulating | N/A |
| Class ZB | 0.00% | 0.00% | Distributing | N/A |
| Class ZBH | 0.00% | 0.00% | Distributing | N/A |

See Section 3.1 for a more detailed description of all Fees and Expenses.

q) Robeco Climate Global High Yield Bonds

Investment policy

Objective The Sub-fund has as its sustainable investment objective to aim at reducing the Carbon footprint of the portfolio (and thereby contribute towards the goals of the Paris Agreement to keep the maximum global temperature rise well-below 2°C), while at the same time aiming to provide long term capital growth. The reduction objective of the Carbon footprint will be aligned with the Solactive Global High Yield Corporate PAB Select Index.

Strategy The Sub-fund invests at least two-thirds of its total assets in bonds, asset-backed securities and similar fixed income securities with a rating of BB+ or equivalent or lower by at least one of the recognized rating agencies, or with no rating.

The Sub-fund has sustainable investment as its objective, within the meaning of Article 9 of the Regulation (EU) 2019/2088 of 27 November 2019 on sustainability-related disclosures in the financial sector. The Sub-fund strives for economic results, while at the same time pursuing sustainable investment objectives which are further explained in Appendix VIII.

The Sub-fund is managed against a Benchmark that is consistent with the sustainable investment objectives pursued by the Sub-fund. It aims to align with the Paris Agreement requirements on greenhouse gas emission reduction. For corporate bonds the Benchmark aims to represent the performance of an investment strategy that is aligned with the technical standards for EU Paris-aligned Benchmarks in areas such as exclusions and carbon reduction objectives. The Benchmark differs from a broad market index in that the latter does not take into account in its methodology any criteria for alignment with the Paris Agreement on greenhouse gas emission reduction and related exclusions.

The Sub-fund is actively managed and uses the Benchmark for asset allocation purposes. However, although securities may be components of the Benchmark, securities outside the Benchmark may be selected too. The Sub-fund can deviate from the weightings of the Benchmark. The Management Company has discretion over the composition of the portfolio subject to the investment objectives. The Sub-fund aims to outperform the Benchmark over the long run, whilst still controlling relative risk through the applications of limits (on currencies) to the extent of deviation from the Benchmark. This will consequently limit the deviation of the performance relative to the Benchmark.

The Sub-fund will use the Solactive Global High Yield Corporate PAB Select Index to monitor the carbon profile of the Sub-fund in line with the Paris Agreement requirements on greenhouse gas emission reduction. The Paris-Aligned Benchmark is consistent with the low carbon sustainable investment objective pursued by the Sub-fund. It differs from a broad market index in that the latter does not take into account in its methodology any criteria for alignment with the Paris Agreement on greenhouse gas emission reduction and related exclusions. The methodology used for the calculation of the index can be found on the website of the index administrator (Solactive).

Financial Instruments and Investment Restrictions The Sub-fund is allowed to invest in money market instruments, bank deposits (other than deposits at sight) and other eligible liquid assets for treasury purposes and in case of unfavourable market conditions.

The Sub-fund may hold up to 20% of its net assets in ancillary liquid assets (bank deposits at sight, such as cash held in current accounts). Under exceptionally unfavourable market conditions and if justified in the interest of the Shareholders, the Sub-fund may temporarily exceed the aforementioned limit for investment in ancillary liquid assets and other liquid instruments.

The Sub-fund may not invest more than:

- 20% of its total assets in asset backed securities;
- 10% of its total assets in equities or other participation rights (these holdings may only result from corporate actions and/or debt restructuring and not from direct investments by the Sub-fund) or in other UCIs and/or UCITS that may be managed by an Affiliated Entity;
- 25% of its total assets in convertible bonds (including up to 20% of its total assets in contingent convertible bonds (also "CoCo" bonds); and
- one third of its total assets in money market instruments.

The Sub-fund will not invest in securities that are distressed or defaulted at the time of their purchase. In the event of a downgrading of any debt securities held by the Sub-fund, the Management Company will take all reasonable efforts to keep the Sub-fund's exposure to distressed or defaulted securities below 5% of the Sub-fund's net assets and to realise these distressed or defaulted securities as soon as reasonably practicable if this is in the best interest of Shareholders.

The buying or selling of the following exchange traded and over-the-counter derivatives are permitted: bond and FX futures, interest rate swaps and currency forwards. The Sub-fund will invest in financial derivative instruments for hedging and optimal portfolio management purposes.

The Sub-fund will not invest directly in:

- equities (with the exception of equities which are received as a result of a corporate action and/or debt restructuring), or,
- options, or
- swaptions

Currency The Sub-fund aims to align the currency exposure of the Sub-fund with the Benchmark including through the use of derivatives.

Profile of the typical Investor The Sub-fund is suitable for Investors who want their investment to fully contribute to a sustainable objective. It is also suitable for informed and/or experienced Investors wishing to attain defined investment objectives. The Sub-fund does not provide a capital guarantee. The Investor must be able to accept volatility. This Sub-fund is suitable for Investors who can afford to set aside the capital for at least 3-5 years. It can accommodate the investment objective of capital growth, income and/or portfolio diversification.

Please note that such information is provided for reference only and Investors should consider their own circumstances, including without limitation, their own risk tolerance level, financial circumstance, investment objective etc., before making any investment decisions. If in doubt, Investors should seek professional advice.

Risk profile of the Sub-fund Investors should consider that for investments in bonds and other marketable debt securities and debt instruments which are rated "BB+" or lower or equivalent by at least one of the recognized rating agencies, the factors giving security to principal and interest can be considered less than adequate over a great length of time.

The sustainability risk profile can be split into different sustainability risk sources and is expressed using categories ranging from lowest risk till highest risk. The risk classification relates to both the probability and potential negative impact of sustainability risk on the portfolio return. The classification relates to the portfolio only: there is no comparison to any benchmark.

Robeco distinguishes between sustainability risk of companies and governments. For companies, there is a total risk classification, a classification of environmental risks, a classification of social risks, and a classification of governance risk. The classifications are based on a variety of Environmental, Social, and Governance (ESG) issues provided by a third party that is specialized in the assessment of sustainability risks. The classification provides an indication of the probability and potential impact of an ESG event in the period of one year.

| <i>Company Risk</i> | <i>← Lowest</i> | <i>Highest →</i> |
|--------------------------------------|-----------------|------------------|
| Sustainability Risk (Overall) | | X |
| Environmental Risk | X | |
| Social Risk | X | |
| Governance Risk | | X |

Robeco makes use of a climate risk metric provided by a third party specialized in climate risk. Based on a 1.5-degrees decarbonization pathway, the potential impact of climate transition risk is estimated. This is a reflection of the potential decarbonization costs for the next 80 years, of which the heavy point is estimated to be approximately in 15 years. This impact on return is compared to the market risk profile of the Sub-fund and turned into risk classification.

| | | |
|-------------------------|-----------------|------------------|
| <i>Company Risk</i> | ← <i>Lowest</i> | <i>Highest</i> → |
| Climate Transition Risk | X | |

Climate change leads to extreme weather events that may have a negative economic impact on investments. Based on a climate risk model provided by a third party specialized in climate risk, the physical risks that the portfolio is most vulnerable to are assessed. This Sub-fund's primary physical risks are (1) Extreme Heat, (2) Coastal Flooding, and (3) Tropical Cyclone.

Climate risk models are complex and surrounded by a high degree of uncertainty as result of assumptions and availability of data. As result, a change in the methodology may lead to a change in the risk classification. The climate risk model assesses the potential costs for decarbonizing for companies. Active policies and ambitions of companies are not taken into account contrary to the 'ESG' scores that focus on policies and ambitions.

Risk considerations for the Sub-fund

Investors should note that, in addition to the above mentioned risks, the investment strategy and risks inherent to the Sub-fund are not typically encountered in traditional fixed income long only funds. The Sub-fund may use derivatives for efficient portfolio management- and hedging purposes. Such investments are inherently volatile and the Sub-fund could potentially be exposed to additional risks and costs should the market move against it. The Sub-fund may also use derivatives to take short positions in some investments. Should the value of such investment increase, it will have a negative effect on the Sub-fund's value. In extreme market conditions, the Sub-fund may be faced with theoretically unlimited losses. Such extreme market conditions could mean that Investors could, in certain circumstances, face minimal or no returns, or may even suffer a loss on such investments.

The investment risk will be measured using quantitative techniques. The investment risk of using derivatives is also incorporated in these quantitative techniques. For more information regarding e.g. the exposure calculation method, the maximum leverage or the expected levels of leverage as a result of the use of derivatives as well as a brief explanation as to the basis for such calculation, please consult [APPENDIX III – RISK MANAGEMENT PROCESS](#).

Base currency EUR

Type of Currency Hedged Share Classes (H) Benchmark Hedge

Issue date 12 September 2023

| Share Classes | Management fee | Service fee | Carbon Offset Expense | Type | Performance Fee portion |
|-----------------------|----------------|-------------|-----------------------|--------------|-------------------------|
| Regular share classes | | | | | |
| Class A | 1.30% | 0.16% | N/A | Accumulating | N/A |
| Class AH | 1.30% | 0.16% | N/A | Accumulating | N/A |
| Class A1 | 1.30% | 0.16% | N/A | Distributing | N/A |
| Class A1H | 1.30% | 0.16% | N/A | Distributing | N/A |
| Class B | 1.00% | 0.16% | N/A | Distributing | N/A |
| Class BH | 1.00% | 0.16% | N/A | Distributing | N/A |
| Class Bx | 1.00% | 0.16% | N/A | Distributing | N/A |
| Class BxH | 1.00% | 0.16% | N/A | Distributing | N/A |
| Class D | 1.00% | 0.16% | N/A | Accumulating | N/A |
| Class DH | 1.00% | 0.16% | N/A | Accumulating | N/A |
| Class D2 | 1.50% | 0.16% | N/A | Accumulating | N/A |
| Class D2H | 1.50% | 0.16% | N/A | Accumulating | N/A |
| Class D3 | 1.50% | 0.16% | N/A | Distributing | N/A |
| Class D3H | 1.50% | 0.16% | N/A | Distributing | N/A |
| Class DCo | 1.00% | 0.16% | 0.10% | Accumulating | N/A |
| Class DHC0 | 1.00% | 0.16% | 0.10% | Accumulating | N/A |
| Class E | 1.00% | 0.16% | N/A | Distributing | N/A |
| Class EH | 1.00% | 0.16% | N/A | Distributing | N/A |

| | | | | | |
|-----------------------------|-------|-------|-------|--------------|-----|
| Class M | 1.75% | 0.16% | N/A | Accumulating | N/A |
| Class MH | 1.75% | 0.16% | N/A | Accumulating | N/A |
| Class M2 | 2.50% | 0.16% | N/A | Accumulating | N/A |
| Class M2H | 2.50% | 0.16% | N/A | Accumulating | N/A |
| Class M3 | 2.50% | 0.16% | N/A | Distributing | N/A |
| Class M3H | 2.50% | 0.16% | N/A | Distributing | N/A |
| Privileged share classes | | | | | |
| Class C | 0.50% | 0.16% | N/A | Distributing | N/A |
| Class CH | 0.50% | 0.16% | N/A | Distributing | N/A |
| Class Cx | 0.50% | 0.16% | N/A | Distributing | N/A |
| Class CxH | 0.50% | 0.16% | N/A | Distributing | N/A |
| Class F | 0.50% | 0.16% | N/A | Accumulating | N/A |
| Class FH | 0.50% | 0.16% | N/A | Accumulating | N/A |
| Class FCo | 0.50% | 0.16% | 0.10% | Accumulating | N/A |
| Class FHCo | 0.50% | 0.16% | 0.10% | Accumulating | N/A |
| Class G | 0.50% | 0.16% | N/A | Distributing | N/A |
| Class GH | 0.50% | 0.16% | N/A | Distributing | N/A |
| Class S | 0.50% | 0.16% | N/A | Accumulating | N/A |
| Class SH | 0.50% | 0.16% | N/A | Accumulating | N/A |
| Institutional share classes | | | | | |
| Class I | 0.45% | 0.12% | N/A | Accumulating | N/A |
| Class IB | 0.45% | 0.12% | N/A | Distributing | N/A |
| Class IBx | 0.45% | 0.12% | N/A | Distributing | N/A |
| Class IBH | 0.45% | 0.12% | N/A | Distributing | N/A |
| Class IBxH | 0.45% | 0.12% | N/A | Distributing | N/A |
| Class IH | 0.45% | 0.12% | N/A | Accumulating | N/A |
| Class ICo | 0.45% | 0.13% | 0.10% | Accumulating | N/A |
| Class IHCo | 0.45% | 0.13% | 0.10% | Accumulating | N/A |
| Class IE | 0.45% | 0.12% | N/A | Distributing | N/A |
| Class IEH | 0.45% | 0.12% | N/A | Distributing | N/A |
| Class IM | 0.45% | 0.12% | N/A | Accumulating | N/A |
| Class IMH | 0.45% | 0.12% | N/A | Accumulating | N/A |
| Class K | 0.45% | 0.12% | N/A | Accumulating | N/A |
| Class KH | 0.45% | 0.12% | N/A | Accumulating | N/A |
| Class K1 | 0.45% | 0.12% | N/A | Accumulating | N/A |
| Class K1H | 0.45% | 0.12% | N/A | Accumulating | N/A |
| Class K2 | 0.45% | 0.12% | N/A | Accumulating | N/A |
| Class K2H | 0.45% | 0.12% | N/A | Accumulating | N/A |
| Class K3 | 0.45% | 0.12% | N/A | Accumulating | N/A |
| Class K3H | 0.45% | 0.12% | N/A | Accumulating | N/A |
| Class Z | 0.00% | 0.00% | N/A | Accumulating | N/A |
| Class ZH | 0.00% | 0.00% | N/A | Accumulating | N/A |
| Class ZB | 0.00% | 0.00% | N/A | Distributing | N/A |
| Class ZBH | 0.00% | 0.00% | N/A | Distributing | N/A |

See Section 3.1 for a more detailed description of all Fees and Expenses.

r) Robeco High Income Green Bonds

Investment policy

Objective The Sub-fund has as its sustainable investment objective to finance or re-finance in part or in full new and/or existing environmentally-friendly projects by investing in Green Bonds, social bonds, sustainability bonds and sustainability-linked bonds while at the same time aiming to provide long term capital growth.

Strategy The Sub-fund invests at least two-thirds of its total assets in global Green Bonds. Green Bonds are bonds that are recognized as such by external sources and which proceeds are used to finance or re-finance in part or in full new and / or existing environmentally-friendly projects. RIAM's Green Bonds selection is based the internally developed framework, about which more information can be obtained via the website www.robeco.com/si.

The Sub-fund will seek to maintain a high and consistent level of income by investing in a broad array of sectors within Green Bonds.

The Sub-fund has sustainable investment as its objective, within the meaning of Article 9 of the Regulation (EU) 2019/2088 of 27 November 2019 on sustainability-related disclosures in the financial sector. The Sub-fund strives for economic results, while at the same time pursuing sustainable investment objectives which are further explained in Appendix VIII.

The Sub-fund is actively managed and the investment policy of the Sub-fund is not constrained by a benchmark.

Financial Instruments and Investment Restrictions

The Sub-fund is allowed to invest in money market instruments, bank deposits (other than deposits at sight) and other eligible liquid assets for treasury purposes and in case of unfavourable market conditions.

The Sub-fund may hold up to 20% of its net assets in ancillary liquid assets (bank deposits at sight, such as cash held in current accounts). Under exceptionally unfavourable market conditions and if justified in the interest of the Shareholders, the Sub-fund may temporarily exceed the aforementioned limit for investment in ancillary liquid assets and other liquid instruments.

The Sub-fund will invest in financial derivative instruments for hedging, liquidity management (including the usage to manage currency and duration exposures in a cost-effective manner) and optimal portfolio management purposes, but also to actively take positions in the global bond, money market, interest rates and currency markets.

In case the Sub-fund uses derivatives for other purposes than duration and/or currency adjustments and/or inflation adjustments, the underlying of such investments respects the investment policy.

The buying or selling of the following exchange traded and over-the-counter derivatives are permitted: bond and FX futures, interest rate swaps and currency forwards.

The Sub-fund may invest up to 10% of its net assets in onshore debt securities issued within the PRC through Bond Connect.

The Sub-fund may not invest more than:

- 10% of its total assets in equities or other participation rights (these holdings may only result from corporate actions and/or debt restructuring and not from direct investments by the Sub-fund) or in other UCIs and/or UCITS that may be managed by an Affiliated Entity;
- 25% of its total assets in convertible bonds; and
- one third of its total assets in money market instruments.

The Sub-fund will not invest in securities that are distressed or defaulted at the time of their purchase. In the event of a downgrading of any debt securities held by the Sub-fund, the Management Company will take all reasonable efforts to keep the Sub-fund's exposure to distressed or defaulted securities below 5% of the Sub-fund's net assets and to realise these distressed or defaulted securities as soon as reasonably practicable if this is in the best interest of Shareholders.

The Sub-fund will not invest directly in:

- equities (with the exception of equities which are received as a result of a corporate action and/or debt restructuring), or
- options, or
- swaptions.

| | |
|---------------------------------|--|
| <i>Currency</i> | The Sub-fund aims to align the currency exposure of the Sub-fund including through the use of derivatives. |
| Profile of the typical Investor | <p>The Sub-fund is suitable for Investors who want their investment to fully contribute to a sustainable objective. It is also suitable for informed and/or experienced Investors wishing to attain defined investment objectives. The Sub-fund does not provide a capital guarantee. The Investor must be able to accept moderate volatility. This Sub-fund is suitable for Investors who can afford to set aside the capital for at least 3-5 years. It can accommodate the investment objective of capital growth, income and/or portfolio diversification.</p> <p>Please note that such information is provided for reference only and Investors should consider their own circumstances, including without limitation, their own risk tolerance level, financial circumstance, investment objective etc., before making any investment decisions. If in doubt, Investors should seek professional advice.</p> |

| | |
|------------------------------|---|
| Risk profile of the Sub-fund | <p>The investments in bonds and debt instruments may involve risks (for example linked to the default of the issuers, downgrading, exchange rates, interest rates, liquidity and inflation). The Sub-fund's investments are subject to market fluctuations. No assurance can therefore be given that the Sub-fund's investment objective will be achieved. It cannot be guaranteed either that the value of a Share in the Sub-fund will not fall below its value at the time of acquisition.</p> <p>The sustainability risk profile can be split into different sustainability risk sources and is expressed using categories ranging from lowest risk till highest risk. The risk classification relates to both the probability and potential negative impact of sustainability risk on the portfolio return. The classification relates to the portfolio only: there is no comparison to any benchmark.</p> <p>Robeco distinguishes between sustainability risk of companies and governments. For companies, there is a total risk classification, a classification of environmental risks, a classification of social risks, and a classification of governance risk. The classifications are based on a variety of Environmental, Social, and Governance (ESG) issues provided by a third party that is specialized in the assessment of sustainability risks. The classification provides an indication of the probability and potential impact of an ESG event in the period of one year.</p> |
|------------------------------|---|

| <i>Company Risk</i> | ←Lowest | Highest → |
|-------------------------------|---------|-----------|
| Sustainability Risk (Overall) | X | |
| Environmental Risk | X | |
| Social Risk | | X |
| Governance Risk | | X |

Robeco makes use of a climate risk metric provided by a third party specialized in climate risk. Based on a 1.5-degrees decarbonization pathway, the potential impact of climate transition risk is estimated. This is a reflection of the potential decarbonization costs for the next 80 years, of which the heavy point is estimated to be approximately in 15 years. This impact on return is compared to the market risk profile of the Sub-fund and turned into risk classification.

| <i>Company Risk</i> | ←Lowest | Highest → |
|-------------------------|---------|-----------|
| Climate Transition Risk | | X |

Climate change leads to extreme weather events that may have a negative economic impact on investments. Based on a climate risk model provided by a third party specialized in climate risk, the physical risks that the portfolio is most vulnerable to are assessed. This Sub-fund's primary physical risks are (1) Extreme Heat, (2) Coastal Flooding, and (3) Tropical Cyclone.

Climate risk models are complex and surrounded by a high degree of uncertainty as result of assumptions and availability of data. As result, a change in the methodology may lead to a change in the risk classification. The climate risk model assesses the potential costs for decarbonizing for companies. Active

policies and ambitions of companies are not taken into account contrary to the 'ESG' scores that focus on policies and ambitions.

Risk considerations for the Sub-fund

Investors should note that, in addition to the above mentioned risks, the investment strategy and risks inherent to the Sub-fund are not typically encountered in traditional fixed income long only funds. The Sub-fund may use derivatives for efficient portfolio management- and hedging purposes. Such investments are inherently volatile and the Sub-fund could potentially be exposed to additional risks and costs should the market move against it. In extreme market conditions, the Sub-fund may be faced with theoretically unlimited losses. Such extreme market conditions could mean that Investors could, in certain circumstances, face minimal or no returns, or may even suffer a loss on such investments.

The Sub-fund may invest in mainland China in the CIBM through Bond Connect. Please refer to Section 4 – Risk Considerations for more information of the risks regarding the CIBM and Bond Connect.

The investment risk will be measured using quantitative techniques. The investment risk of using derivatives is also incorporated in these quantitative techniques. For more information regarding e.g. the exposure calculation method, the maximum leverage or the expected levels of leverage as a result of the use of derivatives as well as a brief explanation as to the basis for such calculation, please consult [APPENDIX III – RISK MANAGEMENT PROCESS](#).

Base currency EUR

Type of Currency Hedged Share Classes (H) NAV Hedge

Issue date 25 June 2024

| Share Classes | Management fee | Service fee | Type | Performance Fee portion |
|--------------------------|----------------|-------------|--------------|-------------------------|
| Regular share classes | | | | |
| Class A | 1.10% | 0.16% | Accumulating | N/A |
| Class AH | 1.10% | 0.16% | Accumulating | N/A |
| Class B | 0.80% | 0.16% | Distributing | N/A |
| Class BH | 0.80% | 0.16% | Distributing | N/A |
| Class Bx | 0.80% | 0.16% | Distributing | N/A |
| Class BxH | 0.80% | 0.16% | Distributing | N/A |
| Class D | 0.80% | 0.16% | Accumulating | N/A |
| Class DH | 0.80% | 0.16% | Accumulating | N/A |
| Class D2 | 1.60% | 0.16% | Accumulating | N/A |
| Class D2H | 1.60% | 0.16% | Accumulating | N/A |
| Class D3 | 1.60% | 0.16% | Distributing | N/A |
| Class D3H | 1.60% | 0.16% | Distributing | N/A |
| Class E | 0.80% | 0.16% | Distributing | N/A |
| Class EH | 0.80% | 0.16% | Distributing | N/A |
| Class M | 1.40% | 0.16% | Accumulating | N/A |
| Class MH | 1.40% | 0.16% | Accumulating | N/A |
| Class M2 | 2.80% | 0.16% | Accumulating | N/A |
| Class M2H | 2.80% | 0.16% | Accumulating | N/A |
| Class M3 | 2.80% | 0.16% | Distributing | N/A |
| Class M3H | 2.80% | 0.16% | Distributing | N/A |
| Privileged share classes | | | | |
| Class C | 0.40% | 0.16% | Distributing | N/A |
| Class CH | 0.40% | 0.16% | Distributing | N/A |
| Class Cx | 0.40% | 0.16% | Distributing | N/A |
| Class CxH | 0.40% | 0.16% | Distributing | N/A |
| Class F | 0.40% | 0.16% | Accumulating | N/A |
| Class FH | 0.40% | 0.16% | Accumulating | N/A |
| Class G | 0.40% | 0.16% | Distributing | N/A |
| Class GH | 0.40% | 0.16% | Distributing | N/A |

| | | | | |
|-----------------------------|-------|-------|--------------|-----|
| Class S | 0.40% | 0.16% | Accumulating | N/A |
| Class SH | 0.40% | 0.16% | Accumulating | N/A |
| Institutional share classes | | | | |
| Class I | 0.40% | 0.12% | Accumulating | N/A |
| Class IE | 0.40% | 0.12% | Accumulating | N/A |
| Class IH | 0.40% | 0.12% | Accumulating | N/A |
| Class IB | 0.40% | 0.12% | Distributing | N/A |
| Class IBx | 0.40% | 0.12% | Distributing | N/A |
| Class IBH | 0.40% | 0.12% | Distributing | N/A |
| Class IBxH | 0.40% | 0.12% | Distributing | N/A |
| Class IE | 0.40% | 0.12% | Distributing | N/A |
| Class IEH | 0.40% | 0.12% | Distributing | N/A |
| Class K | 0.40% | 0.12% | Accumulating | N/A |
| Class KH | 0.40% | 0.12% | Accumulating | N/A |
| Class K1 | 0.40% | 0.12% | Accumulating | N/A |
| Class K1H | 0.40% | 0.12% | Accumulating | N/A |
| Class K2 | 0.40% | 0.12% | Accumulating | N/A |
| Class K2H | 0.40% | 0.12% | Accumulating | N/A |
| Class K3 | 0.40% | 0.12% | Accumulating | N/A |
| Class K3H | 0.40% | 0.12% | Accumulating | N/A |
| Class Z | 0.40% | 0.00% | Accumulating | N/A |
| Class ZH | 0.40% | 0.00% | Accumulating | N/A |
| Class Z2 | 0.40% | 0.00% | Accumulating | N/A |
| Class Z2H | 0.40% | 0.00% | Accumulating | N/A |

See Section 3.1 for a more detailed description of all Fees and Expenses.

s) Robeco QI Global Dynamic Duration

Investment policy

Objective The Sub-fund aims to provide long-term capital growth while at the same time promoting certain ESG (i.e. Environmental, Social and corporate Governance) characteristics and integrating sustainability risks in the investment process.

Strategy The Sub-fund will take exposure of at least two thirds of its total assets in bonds and other marketable debt securities and instruments (which may include short dated fixed or floating rate securities) of issuers from any member State of the OECD or (supranational) issuers guaranteed by one or more member States of the OECD and with a minimal rating of "A", as measured by Standard & Poor's or other recognised credit rating agencies.

The Sub-fund may not invest in equity securities provided however that the Sub-fund may invest up to 10 % of its net assets in shares or units of UCITS/other UCI.

The Sub-fund may invest up to 25 % of its total assets in convertible bonds, including up to 5% of its total assets in contingent convertible bonds, or option linked bonds, and up to one third of its total assets in money market instruments. The portfolio's duration will be actively managed to realise the highest possible investment return.

The Sub-fund's investment strategy is based on quantitative research. The main part of this strategy is active duration management. Active country allocation and yield curve positions can also be taken.

The Sub-fund promotes environmental and/or social characteristics within the meaning of Article 8 of the Regulation (EU) 2019/2088 of 27 November 2019 on sustainability-related disclosures in the financial sector. The Sub-fund strives for economic results, while at the same time taking into account environmental, social and governance characteristics which are further explained in Appendix VIII.

The Sub-fund is actively managed and uses – to a certain extent – the JPM GBI Global Index IG in defining the asset allocation of the portfolio, still allowing the Management Company to have discretion over the composition of the portfolio subject to the investment objectives. The Sub-fund can deviate from the weightings of the Benchmark. The Sub-fund aims to outperform the Benchmark over the long run, whilst still controlling relative risk through the applications of limits (on currencies) to the extent of deviation from the Benchmark. This will consequently limit the deviation of the performance relative to the Benchmark.

The Benchmark is a broad market weighted index that is not consistent with the environmental, social and governance characteristics promoted by the Sub-fund. The methodology used for the calculation of the Benchmark can be found via www.jpmorgan.com.

Financial Instruments and Investment Restrictions The Sub-fund may hold ancillary liquid assets comprising cash and cash equivalents (including money market instruments).

Exchange traded and over-the-counter derivatives are permitted, including but not limited to futures, options, swaps, currency forwards and/or combinations of the above.

The Sub-fund will invest in derivatives for investment purposes as well as for hedging and efficient portfolio management.

The Sub-fund is allowed to invest in money market instruments, bank deposits (other than deposits at sight) and other eligible liquid assets for treasury purposes and in case of unfavourable market conditions.

The Sub-fund may hold up to 20% of its net assets in ancillary liquid assets (bank deposits at sight, such as cash held in current accounts). Under exceptionally unfavourable market conditions and if justified in the interest of the Shareholders, the Sub-fund may temporarily exceed the aforementioned limit for investment in ancillary liquid assets and other liquid instruments.

Currency The Sub-fund aims to align its currency exposure with the Benchmark including through the use of derivatives.

Profile of the typical Investor The Sub-fund is suitable for Investors who seek ESG considerations to be integrated as binding element in the investment process, while still seeking optimum returns. The Sub-fund is suitable for Investors who see funds as a convenient way of participating in capital market developments. It is also suitable for informed and/or experienced Investors wishing to attain defined investment objectives. The Sub-fund does

not provide a capital guarantee. The Investor must be able to accept moderate volatility. This Sub-fund is suitable for Investors who can afford to set aside the capital for at least 2-3 years. It can accommodate the investment objective of capital growth, income and/or portfolio diversification.

Please note that such information is provided for reference only and investors should consider their own circumstances, including without limitation, their own risk tolerance level, financial circumstance, investment objective etc., before making any investment decisions. If in doubt, investors should seek professional advice.

Risk profile of the Sub-fund

The investments in bonds and debt instruments may involve risks (for example linked to the default of the issuers, exchange rates, interest rates, liquidity and inflation).

The Sub-fund's investments are subject to market fluctuations. No assurance can therefore be given that the Sub-fund's investment objective will be achieved. It cannot be guaranteed either that the value of a Share in the Sub-fund will not fall below its value at the time of acquisition.

The sustainability risk profile can be split into different sustainability risk sources and is expressed using categories ranging from lowest risk till highest risk. The risk classification relates to both the probability and potential negative impact of sustainability risk on the portfolio return. The classification relates to the portfolio only: there is no comparison to any benchmark.

Robeco distinguishes between sustainability risk of companies and governments. For companies, there is a total risk classification, a classification of environmental risks, a classification of social risks, and a classification of governance risk. The classifications are based on a variety of Environmental, Social, and Governance (ESG) issues provided by a third party that is specialized in the assessment of sustainability risks. The classification provides an indication of the probability and potential impact of an ESG event in the period of one year.

| <i>Company Risk</i> | ← <i>Lowest</i> | <i>Highest</i> → |
|-------------------------------|-----------------|------------------|
| Sustainability Risk (Overall) | X | |
| Environmental Risk | X | |
| Social Risk | X | |
| Governance Risk | X | |

For investments in government bonds, there is a total sustainability risk classification, a classification of environmental risk, a classification of social risk, and a classification of governance risk. The classifications are based on an internal sustainability risk metric for country sustainability risk. These indicators are based on a fixed set of Environmental, Social, and Governance criteria. The classification provides an indication of the probability and potential impact of at least one year.

| <i>Government Risk</i> | ← <i>Lowest</i> | <i>Highest</i> → |
|-------------------------------|-----------------|------------------|
| Sustainability Risk (Overall) | | X |
| Environmental Risk | | X |
| Social Risk | X | |
| Governance Risk | X | |

Climate risk models are complex and surrounded by a high degree of uncertainty as result of assumptions and availability of data. As result, a change in the methodology may lead to a change in the risk classification. The climate risk model assesses the potential costs for decarbonizing for companies. Active policies and ambitions of companies are not taken into account contrary to the 'ESG' scores that focus on policies and ambitions.

Base currency EUR

Type of Currency Benchmark Hedge
Hedged Share
Classes (H)

Issue Date 20 September 2024

| Share Classes | Management fee | Service fee | Type | Performance Fee portion |
|-----------------------------|----------------|-------------|--------------|-------------------------|
| Regular share classes | | | | |
| Class AH | 1.50% | 0.16% | Accumulating | N/A |
| Class A1H | 1.50% | 0.16% | Distributing | N/A |
| Class BH | 0.60% | 0.16% | Distributing | N/A |
| Class BxH | 0.60% | 0.16% | Distributing | N/A |
| Class DH | 0.60% | 0.16% | Accumulating | N/A |
| Class D2H | 1.25% | 0.16% | Accumulating | N/A |
| Class D3H | 2.00% | 0.16% | Distributing | N/A |
| Class EH | 0.60% | 0.16% | Distributing | N/A |
| Class MH | 1.75% | 0.16% | Accumulating | N/A |
| Class M2H | 2.50% | 0.16% | Accumulating | N/A |
| Class M3H | 2.50% | 0.16% | Distributing | N/A |
| Privileged share classes | | | | |
| Class CH | 0.30% | 0.16% | Distributing | N/A |
| Class CxH | 0.30% | 0.16% | Distributing | N/A |
| Class FH | 0.30% | 0.16% | Accumulating | N/A |
| Class GH | 0.30% | 0.16% | Distributing | N/A |
| Class S | 0.30% | 0.16% | Accumulating | N/A |
| Class SH | 0.30% | 0.16% | Accumulating | N/A |
| Institutional share classes | | | | |
| Class IH | 0.30% | 0.12% | Accumulating | N/A |
| Class IBH | 0.30% | 0.12% | Distributing | N/A |
| Class IBxH | 0.30% | 0.12% | Distributing | N/A |
| Class IEH | 0.30% | 0.12% | Distributing | N/A |
| Class IExH | 0.30% | 0.12% | Distributing | N/A |
| Class K | 0.30% | 0.12% | Accumulating | N/A |
| Class KH | 0.30% | 0.12% | Accumulating | N/A |
| Class K1 | 0.30% | 0.12% | Accumulating | N/A |
| Class K1H | 0.30% | 0.12% | Accumulating | N/A |
| Class K2 | 0.30% | 0.12% | Accumulating | N/A |
| Class K2H | 0.30% | 0.12% | Accumulating | N/A |
| Class K3 | 0.30% | 0.12% | Accumulating | N/A |
| Class K3H | 0.30% | 0.12% | Accumulating | N/A |
| Class ZH | 0.00% | 0.00% | Accumulating | N/A |
| Class ZBH | 0.00% | 0.00% | Distributing | N/A |
| Class ZEH | 0.00% | 0.00% | Distributing | N/A |

See Section 3.1 for a more detailed description of all Fees and Expenses.

t) Robeco Sustainable Global Bonds

| | |
|--|---|
| Investment policy | <p><i>Objective</i> The Sub-fund aims to provide long term capital growth, while at the same time promoting certain ESG (i.e. Environmental, Social and corporate Governance) characteristics and integrating sustainability risks in the investment process.</p> |
| <i>Strategy</i> | <p>The Sub-fund will invest at least two thirds of its total assets, directly or indirectly in worldwide bonds and other marketable debt securities and instruments (which may include short dated fixed or floating rate securities) issued or guaranteed by OECD member states and by companies based in OECD countries.</p> <p>The Sub-fund promotes environmental and/or social characteristics within the meaning of Article 8 of the Regulation (EU) 2019/2088 of 27 November 2019 on sustainability-related disclosures in the financial sector. The Sub-fund strives for economic results, while at the same time taking into account environmental, social and governance characteristics which are further explained in Appendix VIII.</p> <p>The Sub-Fund is actively managed and uses – to a certain extent – the Bloomberg Global-Aggregate Total Return Index, in defining the asset allocation of the portfolio, still allowing the Management Company to have discretion over the composition of the portfolio subject to the investment objectives.</p> <p>The Sub-fund is actively managed and uses the Benchmark for asset allocation purposes. However, although securities may be components of the Benchmark, securities outside the Benchmark may be selected too. The Sub-fund can deviate substantially from the weightings of the Benchmark. The Sub-fund aims to outperform the Benchmark over the long run, whilst still controlling relative risk through the applications of limits (on issuers and currencies) to the extent of deviation from the Benchmark. The Management Company has discretion over the composition of the portfolio subject to the investment objectives.</p> <p>The Benchmark is a broad market weighted index that is not consistent with the environmental, social and governance characteristics promoted by the Sub-fund.</p> <p>The methodology used for the calculation of the Benchmarks can be found on the website of the relevant benchmark administrators.</p> |
| <i>Financial Instruments and Investment Restrictions</i> | <p>The Sub-fund may invest up to 25% of its total assets in convertible bonds, including up to 20% of its total assets in contingent convertible bonds, up to one third of its total assets in money market instruments, up to 10% of its total assets in shares or units of other UCITS and/or UCIs that may be managed by an Affiliated Entity, and up to 20% in asset backed securities to achieve the investment goals of the Sub-fund. The Sub-fund may invest up to 15% of its net assets in onshore debt securities issued within the PRC through Bond Connect.</p> <p>The Sub-fund is allowed to invest in money market instruments, bank deposits (other than deposits at sight) and other eligible liquid assets for treasury purposes and in case of unfavourable market conditions.</p> <p>The Sub-fund may hold up to 20% of its net assets in ancillary liquid assets (bank deposits at sight, such as cash held in current accounts). Under exceptionally unfavourable market conditions and if justified in the interest of the Shareholders, the Sub-fund may temporarily exceed the aforementioned limit for investment in ancillary liquid assets and other liquid instruments.</p> <p>Exchange traded and over-the-counter derivatives are permitted, including but not limited to futures, options, swaps, currency forwards and/or combinations of the above. The Sub-fund will invest in derivatives for investment purposes as well as for hedging and efficient portfolio management.</p> |
| <i>Currency</i> | <p>The Sub-fund may take active currency positions including through the use of derivatives. The active currency positions may cause the Sub-fund to deviate from the weights of the respective currencies in the relevant Benchmark.</p> |
| Profile of the typical Investor | <p>The Sub-fund is suitable for Investors who seek ESG considerations to be integrated as binding element in the investment process, while still seeking optimum returns. It is also suitable for informed and/or experienced Investors wishing to attain defined investment objectives. The Sub-fund does not provide a capital guarantee. The Investor must be able to accept moderate volatility. This Sub-fund is suitable for</p> |

Investors who can afford to set aside the capital for at least 3-5 years. It can accommodate the investment objective of capital growth, income and/or portfolio diversification.

Risk profile of the Sub-fund

Investors should consider that for investments in bonds and other marketable debt securities and debt instruments which are rated "BB+" or lower or equivalent by at least one of the recognized rating agencies, the factors giving security to principal and interest can be considered less than adequate over a great length of time.

The investments in bonds and debt instruments may involve risks (for example linked to the default of the issuers, downgrading, exchange rates, interest rates, liquidity and inflation). The Sub-fund's investments are subject to market fluctuations. No assurance can therefore be given that the Sub-fund's investment objective will be achieved. It cannot be guaranteed either that the value of a Share in the Sub-fund will not fall below its value at the time of acquisition.

The sustainability risk profile can be split into different sustainability risk sources and is expressed using categories ranging from lowest risk till highest risk. The risk classification relates to both the probability and potential negative impact of sustainability risk on the portfolio return. The classification relates to the portfolio only: there is no comparison to any benchmark.

Robeco distinguishes between sustainability risk of companies and governments. For companies, there is a total risk classification, a classification of environmental risks, a classification of social risks, and a classification of governance risk. The classifications are based on a variety of Environmental, Social, and Governance (ESG) issues provided by a third party that is specialized in the assessment of sustainability risks. The classification provides an indication of the probability and potential impact of an ESG event in the period of one year.

| <i>Company Risk</i> | <i>←Lowest</i> | <i>Highest →</i> |
|-------------------------------|----------------|------------------|
| Sustainability Risk (Overall) | | X |
| Environmental Risk | X | |
| Social Risk | | X |
| Governance Risk | | X |

For investments in government bonds, there is a total sustainability risk classification, a classification of environmental risk, a classification of social risk, and a classification of governance risk. The classifications are based on an internal sustainability risk metric for country sustainability risk. These indicators are based on a fixed set of Environmental, Social, and Governance criteria. The classification provides an indication of the probability and potential impact of at least one year.

| <i>Government Risk</i> | <i>←Lowest</i> | <i>Highest →</i> |
|-------------------------------|----------------|------------------|
| Sustainability Risk (Overall) | X | |
| Environmental Risk | X | |
| Social Risk | X | |
| Governance Risk | | X |

Robeco makes use of a climate risk metric provided by a third party specialized in climate risk. Based on a 1.5-degrees decarbonization pathway, the potential impact of climate transition risk is estimated. This is a reflection of the potential decarbonization costs for the next 80 years, of which the heavy point is estimated to be approximately in 15 years. This impact on return is compared to the market risk profile of the Sub-fund and turned into risk classification.

| <i>Company Risk</i> | <i>←Lowest</i> | <i>Highest →</i> |
|-------------------------|----------------|------------------|
| Climate Transition Risk | X | |

Climate change leads to extreme weather events that may have a negative economic impact on investments. Based on a climate risk model provided by a third party specialized in climate risk, the physical risks that the portfolio is most vulnerable to are assessed. This Sub-fund's primary physical risks are (1) Extreme Heat, (2) Coastal Flooding, and (3) Extreme Precipitation.

Climate risk models are complex and surrounded by a high degree of uncertainty as result of assumptions and availability of data. As result, a change in the methodology may lead to a change in the risk classification. The climate risk model assesses the potential costs for decarbonizing for companies. Active policies and ambitions of companies are not taken into account contrary to the 'ESG' scores that focus on policies and ambitions.

Base currency EUR

Type of Benchmark Hedge
Currency of Hedged Share
Classes (H)

Issue date To be determined by the Company

| Share Classes | Management fee | Service fee | Type | Performance Fee portion |
|------------------------------------|----------------|-------------|--------------|-------------------------|
| Regular Share Classes | | | | |
| Class A | 1.50% | 0.16% | Accumulating | N/A |
| Class AH | 1.50% | 0.16% | Accumulating | N/A |
| Class A1 | 1.50% | 0.16% | Distributing | N/A |
| Class A1H | 1.50% | 0.16% | Distributing | N/A |
| Class B | 0.80% | 0.16% | Distributing | N/A |
| Class BH | 0.80% | 0.16% | Distributing | N/A |
| Class Bx | 0.80% | 0.16% | Distributing | N/A |
| Class BxH | 0.80% | 0.16% | Distributing | N/A |
| Class OBxH | 0.80% | 0.16% | Distributing | N/A |
| Class D | 0.80% | 0.16% | Accumulating | N/A |
| Class DH | 0.80% | 0.16% | Accumulating | N/A |
| Class D2 | 2.00% | 0.16% | Accumulating | N/A |
| Class D2H | 2.00% | 0.16% | Accumulating | N/A |
| Class D3 | 2.00% | 0.16% | Distributing | N/A |
| Class D3H | 2.00% | 0.16% | Distributing | N/A |
| Class E | 0.80% | 0.16% | Distributing | N/A |
| Class EH | 0.80% | 0.16% | Distributing | N/A |
| Class M | 1.30% | 0.16% | Accumulating | N/A |
| Class MH | 1.30% | 0.16% | Accumulating | N/A |
| Class M2 | 2.50% | 0.16% | Accumulating | N/A |
| Class M2H | 2.50% | 0.16% | Accumulating | N/A |
| Class M3 | 2.50% | 0.16% | Distributing | N/A |
| Class M3H | 2.50% | 0.16% | Distributing | N/A |
| Class MBx | 2.50% | 0.16% | Distributing | N/A |
| Class MBxH | 2.50% | 0.16% | Distributing | N/A |
| Privileged Share Classes | | | | |
| Class C | 0.40% | 0.16% | Distributing | N/A |
| Class CH | 0.40% | 0.16% | Distributing | N/A |
| Class F | 0.40% | 0.16% | Accumulating | N/A |
| Class FH | 0.40% | 0.16% | Accumulating | N/A |
| Class G | 0.40% | 0.16% | Distributing | N/A |
| Class GH | 0.40% | 0.16% | Distributing | N/A |
| Class S | 0.40% | 0.16% | Accumulating | N/A |
| Class SH | 0.40% | 0.16% | Accumulating | N/A |
| Institutional Share Classes | | | | |
| Class I | 0.40% | 0.12% | Accumulating | N/A |
| Class IH | 0.40% | 0.12% | Accumulating | N/A |
| Class IB | 0.40% | 0.12% | Distributing | N/A |
| Class IBH | 0.40% | 0.12% | Distributing | N/A |
| Class IBx | 0.40% | 0.12% | Distributing | N/A |

| | | | | |
|------------|-------|-------|--------------|-----|
| Class IBxH | 0.40% | 0.12% | Distributing | N/A |
| Class IE | 0.40% | 0.12% | Distributing | N/A |
| Class IEH | 0.40% | 0.12% | Distributing | N/A |
| Class IEx | 0.40% | 0.12% | Distributing | N/A |
| Class IExH | 0.40% | 0.12% | Distributing | N/A |
| Class K | 0.40% | 0.12% | Accumulating | N/A |
| Class KH | 0.40% | 0.12% | Accumulating | N/A |
| Class K1 | 0.40% | 0.12% | Accumulating | N/A |
| Class K1H | 0.40% | 0.12% | Accumulating | N/A |
| Class K2 | 0.40% | 0.12% | Accumulating | N/A |
| Class K2H | 0.40% | 0.12% | Accumulating | N/A |
| Class K3 | 0.40% | 0.12% | Accumulating | N/A |
| Class K3H | 0.40% | 0.12% | Accumulating | N/A |
| Class Z | 0.00% | 0.00% | Accumulating | N/A |
| Class ZB | 0.00% | 0.00% | Distributing | N/A |
| Class ZH | 0.00% | 0.00% | Accumulating | N/A |
| Class ZBH | 0.00% | 0.00% | Distributing | N/A |
| Class ZEH | 0.00% | 0.00% | Distributing | N/A |

See Section 3.1 for a more detailed description of all Fees and Expenses.

u) Robeco Emerging Markets Bonds

Investment policy

Objective The Sub-fund aims to provide long term capital growth while at the same time promoting certain ESG (i.e. Environmental, Social and corporate Governance) characteristics and integrating sustainability risks in the investment process.

Strategy The Sub-fund invests at least two-thirds of its total assets in government bonds, asset backed securities and other fixed income securities of Emerging Countries mainly denominated in Hard currencies.

The Sub-fund promotes environmental and/or social characteristics within the meaning of Article 8 of the Regulation (EU) 2019/2088 of 27 November 2019 on sustainability-related disclosures in the financial sector. The Sub-fund strives for economic results, while at the same time taking into account environmental, social and governance characteristics which are further explained in Appendix VIII.

The Sub-fund is actively managed and uses the Benchmark for asset allocation purposes. However, although bonds may be components of the Benchmark, bonds outside the Benchmark may be selected too. The Sub-fund can deviate substantially from the weightings of the Benchmark. No minimum for bonds that are components of the Benchmark shall apply. The Management Company has discretion over the composition of the portfolio subject to the investment objectives. The Sub-fund aims to outperform the Benchmark over the long run, whilst still controlling relative risk through the applications of limits (on currencies and issuers) to the extent of deviation from the Benchmark. This will consequently limit the deviation of the performance relative to the Benchmark.

The Benchmark is a diversified market weighted index that is not consistent with the environmental, social and governance characteristics promoted by the Sub-fund.

Financial Instruments and Investment Restrictions

The Sub-fund is allowed to invest in money market instruments, bank deposits (other than deposits at sight) and other eligible liquid assets for treasury purposes and in case of unfavourable market conditions.

The Sub-fund may hold up to 20% of its net assets in ancillary liquid assets (bank deposits at sight, such as cash held in current accounts). Under exceptionally unfavourable market conditions and if justified in the interest of the Shareholders, the Sub-fund may temporarily exceed the aforementioned limit for investment in ancillary liquid assets and other liquid instruments.

The Sub-fund will invest in financial derivative instruments for hedging and optimal portfolio management purposes but also to actively take positions in the global bond and money markets.

In case the Sub-fund uses derivatives for other purposes than duration and/or currency adjustments and/or inflation adjustments, the underlying of such investments respects the investment policy. The Sub-fund does not however use a specific derivatives strategy

The buying or selling of exchange traded and over-the-counter derivatives are permitted, including but not limited to futures (including but not limited to interest rate futures, bond futures), options, swaps (including but not limited to interest rate swaps, credit default swaps ("CDS"), index swaps and CDS basket swaps).

The Sub-fund may invest up to 10% of its net assets in onshore debt securities issued within the PRC through Bond Connect.

The Sub-fund may not invest more than:

- 20% of its total assets in asset backed securities;
- 10% in aggregate of its total assets in equities or other participation rights (these holdings may only result from corporate actions and/or debt restructuring and not from direct investments by the Sub-fund), or in other UCIs and/or UCITS that may be managed by an Affiliated Entity and/or Shares in Sub-funds of the Company;
- 25% of its total assets in convertible bonds (including up to 20% of its total assets in contingent convertible bonds (also "CoCo" bonds)).

The Sub-fund will not invest directly in:

- equities (with the exception of equities which are received as a result of a corporate action and/or debt restructuring), or
- swaptions.

Currency The Sub-fund aims to align the currency exposure of the Sub-fund with the Benchmark including through the use of derivatives.

Profile of the typical Investor The Sub-fund is suitable for Investors who seek ESG considerations to be integrated as binding element in the investment process, while still seeking optimum returns. It is also suitable for informed and/or experienced Investors wishing to attain defined investment objectives. The Sub-fund does not provide a capital guarantee. The Investor must be able to accept volatility. This Sub-fund is suitable for Investors who can afford to set aside the capital for at least 3-5 years. It can accommodate the investment objective of capital growth, income and/or portfolio diversification.

Please note that such information is provided for reference only and Investors should consider their own circumstances, including without limitation, their own risk tolerance level, financial circumstance, investment objective etc., before making any investment decisions. If in doubt, Investors should seek professional advice.

Risk profile of the Sub-fund The investments in bonds and debt instruments may involve risks (for example linked to the default of the issuers, downgrading, exchange rates, interest rates, liquidity and inflation). The Sub-fund's investments are subject to market fluctuations. No assurance can therefore be given that the Sub-fund's investment objective will be achieved. It cannot be guaranteed either that the value of a Share in the Sub-fund will not fall below its value at the time of acquisition.

The sustainability risk profile can be split into different sustainability risk sources and is expressed using categories ranging from lowest risk till highest risk. The risk classification relates to both the probability and potential negative impact of sustainability risk on the portfolio return. The classification relates to the portfolio only: there is no comparison to any benchmark.

Robeco distinguishes between sustainability risk of companies and governments. For companies, there is a total risk classification, a classification of environmental risks, a classification of social risks, and a classification of governance risk. The classifications are based on a variety of Environmental, Social, and Governance (ESG) issues provided by a third party that is specialized in the assessment of sustainability risks. The classification provides an indication of the probability and potential impact of an ESG event in the period of one year.

| <i>Company Risk</i> | ← <i>Lowest</i> | <i>Highest</i> → |
|-------------------------------|-----------------|------------------|
| Sustainability Risk (Overall) | | X |
| Environmental Risk | X | |
| Social Risk | | X |
| Governance Risk | | X |

For investments in government bonds, there is a total sustainability risk classification, a classification of environmental risk, a classification of social risk, and a classification of governance risk. The classifications are based on an internal sustainability risk metric for country sustainability risk. These indicators are based on a fixed set of Environmental, Social, and Governance criteria. The classification provides an indication of the probability and potential impact of at least one year.

| <i>Government Risk</i> | ← <i>Lowest</i> | <i>Highest</i> → |
|-------------------------------|-----------------|------------------|
| Sustainability Risk (Overall) | | X |
| Environmental Risk | | X |
| Social Risk | X | |
| Governance Risk | | X |

Robeco makes use of a climate risk metric provided by a third party specialized in climate risk. Based on a 1.5-degrees decarbonization pathway, the potential impact of climate transition risk is estimated. This is a reflection of the potential decarbonization costs for the next 80 years, of which the heavy point is estimated to be approximately in 15 years. This impact on return is compared to the market risk profile of the Sub-fund

and turned into risk classification.

| <i>Company Risk</i> | ← <i>Lowest</i> | <i>Highest</i> → |
|-------------------------|-----------------|------------------|
| Climate Transition Risk | | X |

Climate change leads to extreme weather events that may have a negative economic impact on investments. Based on a climate risk model provided by a third party specialized in climate risk, the physical risks that the portfolio is most vulnerable to are assessed. This Sub-fund's primary physical risks are (1) Extreme Heat, (2) Coastal Flooding, and (3) Tropical Cyclone.

Climate risk models are complex and surrounded by a high degree of uncertainty as result of assumptions and availability of data. As result, a change in the methodology may lead to a change in the risk classification. The climate risk model assesses the potential costs for decarbonizing for companies. Active policies and ambitions of companies are not taken into account contrary to the 'ESG' scores that focus on policies and ambitions.

Risk considerations for the Sub-fund

Investors should note that, in addition to the above mentioned risks, the investment strategy and risks inherent to the Sub-fund are not typically encountered in traditional fixed income long only funds. The Sub-fund may use derivatives for efficient portfolio management- and hedging purposes. Such investments are inherently volatile and the Sub-fund could potentially be exposed to additional risks and costs should the market move against it. The Sub-fund may also use derivatives to take short synthetic positions in some investments. Should the value of such investment increase, it will have a negative effect on the Sub-fund's value. In extreme market conditions, the Sub-fund may be faced with theoretically unlimited losses. Such extreme market conditions could mean that investors could, in certain circumstances, face minimal or no returns, or may even suffer a loss on such investments.

Investors' attention is drawn to the fact that this Sub-fund is particularly exposed to Emerging Countries risk. There is therefore a higher risk for investors than the risk arising from investment in a bond Sub-fund of a developed country. Furthermore, in view of its investments, this Sub-fund could see the calculation of its net asset value temporarily suspended (as stated in the section entitled Temporary Suspension of the determination of the Net Asset Value and the issue, redemption and conversion of shares in this Prospectus). If certain market prices (bonds, currencies etc.) are deemed to be unrepresentative, investors should be aware that the realisable value of these assets may be estimated prudently and in good faith by the Board of Directors (based for example on valuation models).

The investment risk will be measured using quantitative techniques. The investment risk of using derivatives is also incorporated in these quantitative techniques. For more information regarding e.g. the exposure calculation method, the maximum leverage or the expected levels of leverage as a result of the use of derivatives as well as a brief explanation as to the basis for such calculation, please consult [APPENDIX III – RISK MANAGEMENT PROCESS](#).

Base currency USD

Type of Currency Hedged Share Classes (H) NAV Hedge

Issue date To be determined by the Company

| Share Classes | Management fee | Service fee | Type | Performance Fee portion |
|-----------------------|----------------|-------------|--------------|-------------------------|
| Regular share classes | | | | |
| Class A | 1.90% | 0.16% | Accumulating | N/A |
| Class AH | 1.90% | 0.16% | Accumulating | N/A |
| Class A1 | 1.90% | 0.16% | Distributing | N/A |
| Class A1H | 1.90% | 0.16% | Distributing | N/A |
| Class B | 1.20% | 0.16% | Distributing | N/A |
| Class BH | 1.20% | 0.16% | Distributing | N/A |
| Class Bx | 1.20% | 0.16% | Distributing | N/A |

| | | | | |
|-----------------------------|-------|-------|--------------|-----|
| Class BxH | 1.20% | 0.16% | Distributing | N/A |
| Class D | 1.20% | 0.16% | Accumulating | N/A |
| Class DH | 1.20% | 0.16% | Accumulating | N/A |
| Class E | 1.20% | 0.16% | Distributing | N/A |
| Class EH | 1.20% | 0.16% | Distributing | N/A |
| Class M | 2.20% | 0.16% | Accumulating | N/A |
| Class MH | 2.20% | 0.16% | Accumulating | N/A |
| Class M2 | 2.50% | 0.16% | Accumulating | N/A |
| Class M2H | 2.50% | 0.16% | Accumulating | N/A |
| Class M3 | 2.50% | 0.16% | Distributing | N/A |
| Class M3H | 2.50% | 0.16% | Distributing | N/A |
| Privileged share classes | | | | |
| Class C | 0.60% | 0.16% | Distributing | N/A |
| Class CH | 0.60% | 0.16% | Distributing | N/A |
| Class F | 0.60% | 0.16% | Accumulating | N/A |
| Class FH | 0.60% | 0.16% | Accumulating | N/A |
| Class G | 0.60% | 0.16% | Distributing | N/A |
| Class GH | 0.60% | 0.16% | Distributing | N/A |
| Class S | 0.60% | 0.16% | Accumulating | N/A |
| Class SH | 0.60% | 0.16% | Accumulating | N/A |
| Institutional share classes | | | | |
| Class I | 0.60% | 0.12% | Accumulating | N/A |
| Class IE | 0.60% | 0.12% | Accumulating | N/A |
| Class IH | 0.60% | 0.12% | Accumulating | N/A |
| Class IBH | 0.60% | 0.12% | Distributing | N/A |
| Class IEH | 0.60% | 0.12% | Distributing | N/A |
| Class K | 0.60% | 0.12% | Accumulating | N/A |
| Class KH | 0.60% | 0.12% | Accumulating | N/A |
| Class K1 | 0.60% | 0.12% | Accumulating | N/A |
| Class K1H | 0.60% | 0.12% | Accumulating | N/A |
| Class K2 | 0.60% | 0.12% | Accumulating | N/A |
| Class K2H | 0.60% | 0.12% | Accumulating | N/A |
| Class K3 | 0.60% | 0.12% | Accumulating | N/A |
| Class K3H | 0.60% | 0.12% | Accumulating | N/A |
| Class Z | 0.00% | 0.00% | Accumulating | N/A |
| Class ZH | 0.00% | 0.00% | Accumulating | N/A |

See Section 3.1 for a more detailed description of all Fees and Expenses.

v) Robeco Emerging Markets Bonds Local Currency

Investment policy

Objective The Sub-fund aims to provide long term capital growth while at the same time promoting certain ESG (i.e. Environmental, Social and corporate Governance) characteristics and integrating sustainability risks in the investment process.

Strategy The Sub-fund invests at least two-thirds of its total assets in government bonds, asset backed securities and other fixed income securities of Emerging Countries mainly denominated in Local currencies.

The Sub-fund promotes environmental and/or social characteristics within the meaning of Article 8 of the Regulation (EU) 2019/2088 of 27 November 2019 on sustainability-related disclosures in the financial sector. The Sub-fund strives for economic results, while at the same time taking into account environmental, social and governance characteristics which are further explained in Appendix VIII.

The Sub-fund is actively managed and uses the Benchmark for asset allocation purposes. However, although bonds may be components of the Benchmark, bonds outside the Benchmark may be selected too. The Sub-fund can deviate substantially from the weightings of the Benchmark. No minimum for bonds that are components of the Benchmark shall apply. The Management Company has discretion over the composition of the portfolio subject to the investment objectives. The Sub-fund aims to outperform the Benchmark over the long run, whilst still controlling relative risk through the applications of limits (on currencies and issuers) to the extent of deviation from the Benchmark. This will consequently limit the deviation of the performance relative to the Benchmark.

The Benchmark is a diversified market weighted index that is not consistent with the environmental, social and governance characteristics promoted by the Sub-fund.

Financial Instruments and Investment Restrictions The Sub-fund is allowed to invest in money market instruments, bank deposits (other than deposits at sight) and other eligible liquid assets for treasury purposes and in case of unfavourable market conditions.

The Sub-fund may hold up to 20% of its net assets in ancillary liquid assets (bank deposits at sight, such as cash held in current accounts). Under exceptionally unfavourable market conditions and if justified in the interest of the Shareholders, the Sub-fund may temporarily exceed the aforementioned limit for investment in ancillary liquid assets and other liquid instruments.

The Sub-fund will invest in financial derivative instruments for hedging and optimal portfolio management purposes but also to actively take positions in the global bond and money markets.

In case the Sub-fund uses derivatives for other purposes than duration and/or currency adjustments and/or inflation adjustments, the underlying of such investments respects the investment policy. The Sub-fund does not however use a specific derivatives strategy

The buying or selling of exchange traded and over-the-counter derivatives are permitted, including but not limited to futures (including but not limited to interest rate futures, bond futures), options, swaps (including but not limited to interest rate swaps, credit default swaps ("CDS"), index swaps and CDS basket swaps).

The Sub-fund may invest up to 10% of its net assets in onshore debt securities issued within the PRC through Bond Connect.

The Sub-fund may not invest more than:

- 20% of its total assets in asset backed securities;
- 10% in aggregate of its total assets in equities or other participation rights (these holdings may only result from corporate actions and/or debt restructuring and not from direct investments by the Sub-fund), or in other UCIs and/or UCITS that may be managed by an Affiliated Entity and/or Shares in Sub-funds of the Company;
- 25% of its total assets in convertible bonds (including up to 20% of its total assets in contingent convertible bonds (also "CoCo" bonds)).

The Sub-fund will not invest directly in:

- equities (with the exception of equities which are received as a result of a corporate action and/or debt restructuring), or
- swaptions.

Currency The Sub-fund is exposed to the exchange rate movements of the currencies in which the assets of the Sub-fund are denominated. For the management of the Sub-fund, expectations of currency returns will be taken into consideration when making country allocations and bond selection decisions.

Profile of the typical Investor The Sub-fund is suitable for Investors who seek ESG considerations to be integrated as binding element in the investment process, while still seeking optimum returns. It is also suitable for informed and/or experienced Investors wishing to attain defined investment objectives. The Sub-fund does not provide a capital guarantee. The Investor must be able to accept volatility. This Sub-fund is suitable for Investors who can afford to set aside the capital for at least 3-5 years. It can accommodate the investment objective of capital growth, income and/or portfolio diversification.

Please note that such information is provided for reference only and Investors should consider their own circumstances, including without limitation, their own risk tolerance level, financial circumstance, investment objective etc., before making any investment decisions. If in doubt, Investors should seek professional advice.

Risk profile of the Sub-fund The investments in bonds and debt instruments may involve risks (for example linked to the default of the issuers, downgrading, exchange rates, interest rates, liquidity and inflation). The Sub-fund's investments are subject to market fluctuations. No assurance can therefore be given that the Sub-fund's investment objective will be achieved. It cannot be guaranteed either that the value of a Share in the Sub-fund will not fall below its value at the time of acquisition.

The sustainability risk profile can be split into different sustainability risk sources and is expressed using categories ranging from lowest risk till highest risk. The risk classification relates to both the probability and potential negative impact of sustainability risk on the portfolio return. The classification relates to the portfolio only: there is no comparison to any benchmark.

Robeco distinguishes between sustainability risk of companies and governments. For companies, there is a total risk classification, a classification of environmental risks, a classification of social risks, and a classification of governance risk. The classifications are based on a variety of Environmental, Social, and Governance (ESG) issues provided by a third party that is specialized in the assessment of sustainability risks. The classification provides an indication of the probability and potential impact of an ESG event in the period of one year.

| <i>Company Risk</i> | ← <i>Lowest</i> | <i>Highest</i> → |
|-------------------------------|-----------------|------------------|
| Sustainability Risk (Overall) | | X |
| Environmental Risk | X | |
| Social Risk | | X |
| Governance Risk | | X |

For investments in government bonds, there is a total sustainability risk classification, a classification of environmental risk, a classification of social risk, and a classification of governance risk. The classifications are based on an internal sustainability risk metric for country sustainability risk. These indicators are based on a fixed set of Environmental, Social, and Governance criteria. The classification provides an indication of the probability and potential impact of at least one year.

| <i>Government Risk</i> | ← <i>Lowest</i> | <i>Highest</i> → |
|-------------------------------|-----------------|------------------|
| Sustainability Risk (Overall) | | X |
| Environmental Risk | | X |
| Social Risk | | X |
| Governance Risk | | X |

Robeco makes use of a climate risk metric provided by a third party specialized in climate risk. Based on a 1.5-degrees decarbonization pathway, the potential impact of climate transition risk is estimated. This is a reflection of the potential decarbonization costs for the next 80 years, of which the heavy point is estimated

to be approximately in 15 years. This impact on return is compared to the market risk profile of the Sub-fund and turned into risk classification.

| | | |
|-------------------------|-----------------|------------------|
| <i>Company Risk</i> | ← <i>Lowest</i> | <i>Highest</i> → |
| Climate Transition Risk | | X |

Climate change leads to extreme weather events that may have a negative economic impact on investments. Based on a climate risk model provided by a third party specialized in climate risk, the physical risks that the portfolio is most vulnerable to are assessed. This Sub-fund's primary physical risks are (1) Extreme Heat, (2) Coastal Flooding, and (3) Tropical Cyclone.

Climate risk models are complex and surrounded by a high degree of uncertainty as result of assumptions and availability of data. As result, a change in the methodology may lead to a change in the risk classification. The climate risk model assesses the potential costs for decarbonizing for companies. Active policies and ambitions of companies are not taken into account contrary to the 'ESG' scores that focus on policies and ambitions.

Risk considerations for the Sub-fund

Investors should note that, in addition to the above mentioned risks, the investment strategy and risks inherent to the Sub-fund are not typically encountered in traditional fixed income long only funds. The Sub-fund may use derivatives for efficient portfolio management- and hedging purposes. Such investments are inherently volatile and the Sub-fund could potentially be exposed to additional risks and costs should the market move against it. The Sub-fund may also use derivatives to take short synthetic positions in some investments. Should the value of such investment increase, it will have a negative effect on the Sub-fund's value. In extreme market conditions, the Sub-fund may be faced with theoretically unlimited losses. Such extreme market conditions could mean that investors could, in certain circumstances, face minimal or no returns, or may even suffer a loss on such investments.

Investors' attention is drawn to the fact that this Sub-fund is particularly exposed to Emerging Countries risk. There is therefore a higher risk for investors than the risk arising from investment in a bond Sub-fund of a developed country. Furthermore, in view of its investments, this Sub-fund could see the calculation of its net asset value temporarily suspended (as stated in the section entitled Temporary Suspension of the determination of the Net Asset Value and the issue, redemption and conversion of shares in this Prospectus). If certain market prices (bonds, currencies etc.) are deemed to be unrepresentative, investors should be aware that the realisable value of these assets may be estimated prudently and in good faith by the Board of Directors (based for example on valuation models).

The investment risk will be measured using quantitative techniques. The investment risk of using derivatives is also incorporated in these quantitative techniques. For more information regarding e.g. the exposure calculation method, the maximum leverage or the expected levels of leverage as a result of the use of derivatives as well as a brief explanation as to the basis for such calculation, please consult [APPENDIX III – RISK MANAGEMENT PROCESS](#).

Base currency USD

Type of Currency Hedged Share Classes (H) NAV Hedge

Issue date To be determined by the Company

| Share Classes | Management fee | Service fee | Type | Performance Fee portion |
|-----------------------|----------------|-------------|--------------|-------------------------|
| Regular share classes | | | | |
| Class A | 1.90% | 0.20% | Accumulating | N/A |
| Class AH | 1.90% | 0.20% | Accumulating | N/A |
| Class A1 | 1.90% | 0.20% | Distributing | N/A |
| Class A1H | 1.90% | 0.20% | Distributing | N/A |
| Class B | 1.30% | 0.20% | Distributing | N/A |
| Class BH | 1.30% | 0.20% | Distributing | N/A |

| | | | | |
|-----------------------------|-------|-------|--------------|-----|
| Class Bx | 1.30% | 0.20% | Distributing | N/A |
| Class BxH | 1.30% | 0.20% | Distributing | N/A |
| Class D | 1.30% | 0.20% | Accumulating | N/A |
| Class DH | 1.30% | 0.20% | Accumulating | N/A |
| Class D2H | 1.30% | 0.20% | Accumulating | N/A |
| Class D3H | 1.30% | 0.20% | Distributing | N/A |
| Class E | 1.30% | 0.20% | Distributing | N/A |
| Class EH | 1.30% | 0.20% | Distributing | N/A |
| Class M | 2.20% | 0.20% | Accumulating | N/A |
| Class MH | 2.20% | 0.20% | Accumulating | N/A |
| Class M2 | 2.50% | 0.20% | Accumulating | N/A |
| Class M2H | 2.50% | 0.20% | Accumulating | N/A |
| Class M3 | 2.50% | 0.20% | Distributing | N/A |
| Class M3H | 2.50% | 0.20% | Distributing | N/A |
| Privileged share classes | | | | |
| Class C | 0.65% | 0.20% | Distributing | N/A |
| Class CH | 0.65% | 0.20% | Distributing | N/A |
| Class F | 0.65% | 0.20% | Accumulating | N/A |
| Class FH | 0.65% | 0.20% | Accumulating | N/A |
| Class G | 0.65% | 0.20% | Distributing | N/A |
| Class GH | 0.65% | 0.20% | Distributing | N/A |
| Class S | 0.65% | 0.20% | Accumulating | N/A |
| Class SH | 0.65% | 0.20% | Accumulating | N/A |
| Institutional share classes | | | | |
| Class I | 0.65% | 0.16% | Accumulating | N/A |
| Class IE | 0.65% | 0.16% | Accumulating | N/A |
| Class IH | 0.65% | 0.16% | Accumulating | N/A |
| Class IBH | 0.65% | 0.16% | Distributing | N/A |
| Class IEH | 0.65% | 0.16% | Distributing | N/A |
| Class K | 0.65% | 0.16% | Accumulating | N/A |
| Class KH | 0.65% | 0.16% | Accumulating | N/A |
| Class K1 | 0.65% | 0.16% | Accumulating | N/A |
| Class K1H | 0.65% | 0.16% | Accumulating | N/A |
| Class K2 | 0.65% | 0.16% | Accumulating | N/A |
| Class K2H | 0.65% | 0.16% | Accumulating | N/A |
| Class K3 | 0.65% | 0.16% | Accumulating | N/A |
| Class K3H | 0.65% | 0.16% | Accumulating | N/A |
| Class Z | 0.00% | 0.00% | Accumulating | N/A |
| Class ZH | 0.00% | 0.00% | Accumulating | N/A |

See Section 3.1 for a more detailed description of all Fees and Expenses.

5. Regional Bond Sub-funds

a) Robeco Euro Government Bonds

Investment policy

Objective The Sub-fund aims to provide long term capital growth while at the same time promoting certain ESG (i.e. Environmental, Social and Governance) characteristics and integrating sustainability risks in the investment process.

Strategy The Sub-fund invests at least two-thirds of its total assets in bonds and similar fixed income securities denominated in the EURO currency, with a minimal rating of "BBB-" or equivalent by at least one of the recognized rating agencies, and issued by EMU member countries.

The Sub-fund promotes environmental and/or social characteristics within the meaning of Article 8 of the Regulation (EU) 2019/2088 of 27 November 2019 on sustainability-related disclosures in the financial sector. The Sub-fund strives for economic results, while at the same time taking into account environmental, social and governance characteristics which are further explained in Appendix VIII.

The Sub-fund is actively managed and uses the Benchmark for asset allocation purposes. However, although securities may be components of the Benchmark, securities outside the Benchmark may be selected too. The Sub-fund can deviate substantially from the weightings of the Benchmark. The Management Company has discretion over the composition of the portfolio subject to the investment objectives. The Sub-fund aims to outperform the Benchmark over the long run, whilst still controlling relative risk through the applications of limits (on currencies) to the extent of deviation from the Benchmark. This will consequently limit the deviation of the performance relative to the Benchmark.

The Benchmark is a broad market weighted index that is not consistent with the environmental, social and governance characteristics promoted by the Sub-fund.

Financial Instruments and Investment Restrictions The Sub-fund is allowed to invest in money market instruments, bank deposits (other than deposits at sight) and other eligible liquid assets for treasury purposes and in case of unfavourable market conditions.

The Sub-fund may hold up to 20% of its net assets in ancillary liquid assets (bank deposits at sight, such as cash held in current accounts). Under exceptionally unfavourable market conditions and if justified in the interest of the Shareholders, the Sub-fund may temporarily exceed the aforementioned limit for investment in ancillary liquid assets and other liquid instruments.

The Sub-fund may not invest more than:

- 10% of its total assets in equities or other participation rights (these holdings may only result from corporate actions and/or debt restructuring and not from direct investments by the Sub-fund) or in other UCIs and/or UCITS that may be managed by an Affiliated Entity;
- 25% of its total assets in convertible bonds; and
- one third of its total assets in money market instruments.

Exchange traded and over-the-counter derivatives are permitted, including but not limited to futures, swaps, options, currency forwards and/or combinations of the above. The Sub-fund may use derivatives for investment purposes as well as for hedging and efficient portfolio management.

The Sub-fund will not invest directly in equities (with the exception of equities which are received as a result of a corporate action and/or debt restructuring).

Currency The Sub-fund aims to align the currency exposure of the Sub-fund with the Benchmark including through the use of derivatives.

Profile of the typical Investor The Sub-fund is suitable for Investors who seek ESG considerations to be integrated as binding element in the investment process, while still seeking optimum returns. It is also suitable for informed and/or experienced Investors wishing to attain defined investment objectives. The Sub-fund does not provide a capital guarantee. The Investor must be able to accept moderate volatility. This Sub-fund is suitable for Investors who can afford to set aside the capital for at least 3-5 years. It can accommodate the investment objective of capital growth, income and/or portfolio diversification.

Please note that such information is provided for reference only and Investors should consider their own circumstances, including without limitation, their own risk tolerance level, financial circumstance, investment objective etc., before making any investment decisions. If in doubt, Investors should seek professional advice.

Risk profile of the Sub-fund

The investments in bonds and debt instruments may involve risks (for example linked to the default of the issuers, downgrading, exchange rates, interest rates, liquidity and inflation). The Sub-fund's investments are subject to market fluctuations. No assurance can, therefore, be given that the Sub-fund's investment objective will be achieved. It cannot be guaranteed either that the value of a Share in the Sub-fund will not fall below its value at the time of acquisition.

The sustainability risk profile can be split into different sustainability risk sources and is expressed using categories ranging from lowest risk till highest risk. The risk classification relates to both the probability and potential negative impact of sustainability risk on the portfolio return. The classification relates to the portfolio only: there is no comparison to any benchmark.

For investments in government bonds, there is a total sustainability risk classification, a classification of environmental risk, a classification of social risk, and a classification of governance risk. The classifications are based on an internal sustainability risk metric for country sustainability risk. These indicators are based on a fixed set of Environmental, Social, and Governance criteria. The classification provides an indication of the probability and potential impact of at least one year.

| <i>Government Risk</i> | <i>← Lowest</i> | <i>Highest →</i> |
|-------------------------------|-----------------|------------------|
| Sustainability Risk (Overall) | X | |
| Environmental Risk | X | |
| Social Risk | X | |
| Governance Risk | X | |

Climate risk models are complex and surrounded by a high degree of uncertainty as result of assumptions and availability of data. As result, a change in the methodology may lead to a change in the risk classification. The climate risk model assesses the potential costs for decarbonizing for companies. Active policies and ambitions of companies are not taken into account contrary to the 'ESG' scores that focus on policies and ambitions.

Risk considerations for the Sub-fund

Investors should note that, in addition to the above mentioned risks, the investment strategy and risks inherent to the Sub-fund are not typically encountered in traditional fixed income long only funds. The Sub-fund may use derivatives as part of its investment strategy and such investments are inherently volatile and the Sub-fund could potentially be exposed to additional risks and costs should the market move against it. The Sub-fund may also use derivatives to take short positions in some investments. Should the value of such investment increase, it will have a negative effect on the Sub-fund's value. In extreme market conditions, the Sub-fund may be faced with theoretically unlimited losses. Such extreme market conditions could mean that Investors could, in certain circumstances, face minimal or no returns, or may even suffer a loss on such investments.

The investment risk will be measured using quantitative techniques. The investment risk of using derivatives is also incorporated in these quantitative techniques. For more information regarding e.g. the exposure calculation method, the maximum leverage or the expected levels of leverage as a result of the use of derivatives as well as a brief explanation as to the basis for such calculation, please consult [APPENDIX III – RISK MANAGEMENT PROCESS](#).

Base currency EUR

Type of Currency Hedged Share Classes (H) NAV Hedge

Issue date 1 April 2005

| Share Classes | Management fee | Service fee | Type | Performance Fee portion |
|-----------------------------|----------------|-------------|--------------|-------------------------|
| Regular share classes | | | | |
| Class A | 1.00% | 0.16% | Accumulating | N/A |
| Class AH | 1.00% | 0.16% | Accumulating | N/A |
| Class A1 | 1.00% | 0.16% | Distributing | N/A |
| Class A1H | 1.00% | 0.16% | Distributing | N/A |
| Class B | 0.42% | 0.16% | Distributing | N/A |
| Class BH | 0.42% | 0.16% | Distributing | N/A |
| Class Bx | 0.42% | 0.16% | Distributing | N/A |
| Class BxH | 0.42% | 0.16% | Distributing | N/A |
| Class D | 0.42% | 0.16% | Accumulating | N/A |
| Class DH | 0.42% | 0.16% | Accumulating | N/A |
| Class D2 | 1.50% | 0.16% | Accumulating | N/A |
| Class D2H | 1.50% | 0.16% | Accumulating | N/A |
| Class D3 | 1.50% | 0.16% | Distributing | N/A |
| Class D3H | 1.50% | 0.16% | Distributing | N/A |
| Class 2E | 0.42% | 0.16% | Distributing | N/A |
| Class 2EH | 0.42% | 0.16% | Distributing | N/A |
| Class E | 0.42% | 0.16% | Distributing | N/A |
| Class EH | 0.42% | 0.16% | Distributing | N/A |
| Class M | 1.25% | 0.16% | Accumulating | N/A |
| Class MH | 1.25% | 0.16% | Accumulating | N/A |
| Class M2 | 2.50% | 0.16% | Accumulating | N/A |
| Class M2H | 2.50% | 0.16% | Accumulating | N/A |
| Class M3 | 2.50% | 0.16% | Distributing | N/A |
| Class M3H | 2.50% | 0.16% | Distributing | N/A |
| Privileged share classes | | | | |
| Class 2C | 0.25% | 0.16% | Distributing | N/A |
| Class 2CH | 0.25% | 0.16% | Distributing | N/A |
| Class C | 0.25% | 0.16% | Distributing | N/A |
| Class CH | 0.25% | 0.16% | Distributing | N/A |
| Class Cx | 0.25% | 0.16% | Distributing | N/A |
| Class CxH | 0.25% | 0.16% | Distributing | N/A |
| Class F | 0.25% | 0.16% | Accumulating | N/A |
| Class FH | 0.25% | 0.16% | Accumulating | N/A |
| Class 2F | 0.25% | 0.16% | Accumulating | N/A |
| Class 2FH | 0.25% | 0.16% | Accumulating | N/A |
| Class G | 0.25% | 0.16% | Distributing | N/A |
| Class GH | 0.25% | 0.16% | Distributing | N/A |
| Class S | 0.25% | 0.16% | Accumulating | N/A |
| Class SH | 0.25% | 0.16% | Accumulating | N/A |
| Institutional share classes | | | | |
| Class I | 0.25% | 0.12% | Accumulating | N/A |
| Class IH | 0.25% | 0.12% | Accumulating | N/A |
| Class 2I | 0.25% | 0.12% | Accumulating | N/A |
| Class 2IH | 0.25% | 0.12% | Accumulating | N/A |
| Class IHi | 0.30% | 0.12% | Accumulating | N/A |
| Class IHHi | 0.30% | 0.12% | Accumulating | N/A |
| Class IB | 0.25% | 0.12% | Distributing | N/A |
| Class IBx | 0.25% | 0.12% | Distributing | N/A |
| Class IBH | 0.25% | 0.12% | Distributing | N/A |
| Class IBxH | 0.25% | 0.12% | Distributing | N/A |
| Class IE | 0.25% | 0.12% | Distributing | N/A |
| Class IEH | 0.25% | 0.12% | Distributing | N/A |
| Class K | 0.25% | 0.12% | Accumulating | N/A |
| Class KH | 0.25% | 0.12% | Accumulating | N/A |
| Class K1 | 0.25% | 0.12% | Accumulating | N/A |
| Class K1H | 0.25% | 0.12% | Accumulating | N/A |
| Class K2 | 0.25% | 0.12% | Accumulating | N/A |
| Class K2H | 0.25% | 0.12% | Accumulating | N/A |
| Class K3 | 0.25% | 0.12% | Accumulating | N/A |
| Class K3H | 0.25% | 0.12% | Accumulating | N/A |
| Class Z | 0.00% | 0.00% | Accumulating | N/A |

| | | | | |
|-----------|-------|-------|--------------|-----|
| Class ZH | 0.00% | 0.00% | Accumulating | N/A |
| Class ZB | 0.00% | 0.00% | Distributing | N/A |
| Class ZBH | 0.00% | 0.00% | Distributing | N/A |

See Section 3.1 for a more detailed description of all Fees and Expenses.

b) Robeco Euro Credit Bonds

| | |
|--|--|
| Investment policy | <p><i>Objective</i> The Sub-fund aims to provide long term capital growth while at the same time promoting certain ESG (i.e. Environmental, Social and corporate Governance) characteristics and integrating sustainability risks in the investment process.</p> <p><i>Strategy</i> The Sub-fund invests at least two-thirds of its total assets in non-government bonds, similar non-government fixed income securities and asset backed securities, denominated in the EURO currency, with a minimal rating of "BBB-" or equivalent by at least one of the recognized rating agencies.</p> <p>The Sub-fund promotes environmental and/or social characteristics within the meaning of Article 8 of the Regulation (EU) 2019/2088 of 27 November 2019 on sustainability-related disclosures in the financial sector. The Sub-fund strives for economic results, while at the same time taking into account environmental, social and governance characteristics which are further explained in Appendix VIII.</p> <p>The Sub-fund is actively managed and uses the Benchmark for asset allocation purposes. However, although securities may be components of the Benchmark, securities outside the Benchmark may be selected too. The Sub-fund can deviate substantially from the weightings of the Benchmark. The Management Company has discretion over the composition of the portfolio subject to the investment objectives. The Sub-fund aims to outperform the Benchmark over the long run, whilst still controlling relative risk through the applications of limits (on currencies and issuers) to the extent of deviation from the Benchmark. This will consequently limit the deviation of the performance relative to the Benchmark.</p> <p>The Benchmark is a broad market weighted index that is not consistent with the environmental, social and governance characteristics promoted by the Sub-fund.</p> |
| <i>Financial Instruments and Investment Restrictions</i> | <p>The Sub-fund is allowed to invest in money market instruments, bank deposits (other than deposits at sight) and other eligible liquid assets for treasury purposes and in case of unfavourable market conditions.</p> <p>The Sub-fund may hold up to 20% of its net assets in ancillary liquid assets (bank deposits at sight, such as cash held in current accounts). Under exceptionally unfavourable market conditions and if justified in the interest of the Shareholders, the Sub-fund may temporarily exceed the aforementioned limit for investment in ancillary liquid assets and other liquid instruments.</p> <p>The Sub-fund may not invest more than:</p> <ul style="list-style-type: none"> - 20% of its total assets in asset backed securities; - 10% of its total assets in equities or other participation rights (these holdings may only result from corporate actions and/or debt restructuring and not from direct investments by the Sub-fund) or in other UCIs and/or UCITS that may be managed by an Affiliated Entity and/or Shares in Sub-funds of the Company; - 25% of its total assets in convertible bonds, including up to 20% of its total assets in contingent convertible bonds (also "CoCo" bonds); and - one third of its total assets in money market instruments. <p>Exchange traded and over-the-counter derivatives are permitted, including but not limited to futures, swaps, options, currency forwards and/or combinations of the above. The Sub-fund may use derivatives for investment purposes as well as for hedging and efficient portfolio management.</p> <p>The Sub-fund will not invest directly in equities (with the exception of equities which are received as a result of a corporate action and/or debt restructuring).</p> |
| <i>Currency</i> | <p>The Sub-fund aims to align the currency exposure of the Sub-fund with the Benchmark including through the use of derivatives.</p> |
| Profile of the typical Investor | <p>The Sub-fund is suitable for Investors who seek ESG considerations to be integrated as binding element in the investment process, while still seeking optimum returns. It is also suitable for informed and/or experienced Investors wishing to attain defined investment objectives. The Sub-fund does not provide a capital guarantee. The Investor must be able to accept moderate volatility. This Sub-fund is suitable for Investors who can afford to set aside the capital for at least 3-5 years. It can accommodate the investment objective of capital growth, income and/or portfolio diversification.</p> |

Please note that such information is provided for reference only and Investors should consider their own circumstances, including without limitation, their own risk tolerance level, financial circumstance, investment objective etc., before making any investment decisions. If in doubt, Investors should seek professional advice.

Risk profile of the Sub-fund

The investments in bonds and debt instruments may involve risks (for example linked to the default of the issuers, downgrading, exchange rates, interest rates, liquidity and inflation). The Sub-fund's investments are subject to market fluctuations. No assurance can, therefore, be given that the Sub-fund's investment objective will be achieved. It cannot be guaranteed either that the value of a Share in the Sub-fund will not fall below its value at the time of acquisition.

The sustainability risk profile can be split into different sustainability risk sources and is expressed using categories ranging from lowest risk till highest risk. The risk classification relates to both the probability and potential negative impact of sustainability risk on the portfolio return. The classification relates to the portfolio only: there is no comparison to any benchmark.

Robeco distinguishes between sustainability risk of companies and governments. For companies, there is a total risk classification, a classification of environmental risks, a classification of social risks, and a classification of governance risk. The classifications are based on a variety of Environmental, Social, and Governance (ESG) issues provided by a third party that is specialized in the assessment of sustainability risks. The classification provides an indication of the probability and potential impact of an ESG event in the period of one year.

| <i>Company Risk</i> | ← <i>Lowest</i> | <i>Highest</i> → |
|-------------------------------|-----------------|------------------|
| Sustainability Risk (Overall) | | X |
| Environmental Risk | X | |
| Social Risk | | X |
| Governance Risk | | X |

Robeco makes use of a climate risk metric provided by a third party specialized in climate risk. Based on a 1.5-degrees decarbonization pathway, the potential impact of climate transition risk is estimated. This is a reflection of the potential decarbonization costs for the next 80 years, of which the heavy point is estimated to be approximately in 15 years. This impact on return is compared to the market risk profile of the Sub-fund and turned into risk classification.

| <i>Company Risk</i> | ← <i>Lowest</i> | <i>Highest</i> → |
|-------------------------|-----------------|------------------|
| Climate Transition Risk | | X |

Climate change leads to extreme weather events that may have a negative economic impact on investments. Based on a climate risk model provided by a third party specialized in climate risk, the physical risks that the portfolio is most vulnerable to are assessed. This Sub-fund's primary physical risks are (1) Coastal Flooding, (2) Extreme Heat, and (3) Extreme Precipitation.

Climate risk models are complex and surrounded by a high degree of uncertainty as result of assumptions and availability of data. As result, a change in the methodology may lead to a change in the risk classification. The climate risk model assesses the potential costs for decarbonizing for companies. Active policies and ambitions of companies are not taken into account contrary to the 'ESG' scores that focus on policies and ambitions.

Risk considerations for the Sub-fund

Investors should note that, in addition to the above mentioned risks, the investment strategy and risks inherent to the Sub-fund are not typically encountered in traditional fixed income long only funds. The Sub-fund may use derivatives as part of its investment strategy and such investments are inherently volatile and the Sub-fund could potentially be exposed to additional risks and costs should the market move against it. The Sub-fund may also use derivatives to take short positions in some investments. Should the value of such investment increase, it will have a negative effect on the Sub-fund's value. In extreme market conditions, the Sub-fund may be faced with theoretically unlimited

losses. Such extreme market conditions could mean that Investors could, in certain circumstances, face minimal or no returns, or may even suffer a loss on such investments.

The investment risk will be measured using quantitative techniques. The investment risk of using derivatives is also incorporated in these quantitative techniques. For more information regarding e.g. the exposure calculation method, the maximum leverage or the expected levels of leverage as a result of the use of derivatives as well as a brief explanation as to the basis for such calculation, please consult [APPENDIX III – RISK MANAGEMENT PROCESS](#).

| Base currency | EUR | | | |
|---|----------------|-------------|--------------|-------------------------|
| Type of Currency Hedged Share Classes (H) | NAV Hedge | | | |
| Issue date | 1 April 2005 | | | |
| Share Classes | Management fee | Service fee | Type | Performance Fee portion |
| Regular share classes | | | | |
| Class A | 1.30% | 0.16% | Accumulating | N/A |
| Class AH | 1.30% | 0.16% | Accumulating | N/A |
| Class A1 | 1.30% | 0.16% | Distributing | N/A |
| Class A1H | 1.30% | 0.16% | Distributing | N/A |
| Class B | 0.70% | 0.16% | Distributing | N/A |
| Class BH | 0.70% | 0.16% | Distributing | N/A |
| Class Bx | 0.70% | 0.16% | Distributing | N/A |
| Class BxH | 0.70% | 0.16% | Distributing | N/A |
| Class D | 0.70% | 0.16% | Accumulating | N/A |
| Class DH | 0.70% | 0.16% | Accumulating | N/A |
| Class D2 | 1.50% | 0.16% | Accumulating | N/A |
| Class D2H | 1.50% | 0.16% | Accumulating | N/A |
| Class D3 | 1.50% | 0.16% | Distributing | N/A |
| Class D3H | 1.50% | 0.16% | Distributing | N/A |
| Class E | 0.70% | 0.16% | Distributing | N/A |
| Class EH | 0.70% | 0.16% | Distributing | N/A |
| Class M | 1.75% | 0.16% | Accumulating | N/A |
| Class MH | 1.75% | 0.16% | Accumulating | N/A |
| Class M2 | 2.50% | 0.16% | Accumulating | N/A |
| Class M2H | 1.50% | 0.16% | Accumulating | N/A |
| Class M3 | 2.50% | 0.16% | Distributing | N/A |
| Class M3H | 1.50% | 0.16% | Distributing | N/A |
| Privileged share classes | | | | |
| Class C | 0.35% | 0.16% | Distributing | N/A |
| Class CH | 0.35% | 0.16% | Distributing | N/A |
| Class Cx | 0.35% | 0.16% | Distributing | N/A |
| Class CxH | 0.35% | 0.16% | Distributing | N/A |
| Class F | 0.35% | 0.16% | Accumulating | N/A |
| Class FH | 0.35% | 0.16% | Accumulating | N/A |
| Class G | 0.35% | 0.16% | Distributing | N/A |
| Class GH | 0.35% | 0.16% | Distributing | N/A |
| Class S | 0.35% | 0.16% | Accumulating | N/A |
| Class SH | 0.35% | 0.16% | Accumulating | N/A |
| Institutional share classes | | | | |
| Class I | 0.35% | 0.12% | Accumulating | N/A |
| Class IH | 0.35% | 0.12% | Accumulating | N/A |
| Class IB | 0.35% | 0.12% | Distributing | N/A |
| Class IBx | 0.35% | 0.12% | Distributing | N/A |
| Class IBH | 0.35% | 0.12% | Distributing | N/A |
| Class IBxH | 0.35% | 0.12% | Distributing | N/A |
| Class IE | 0.35% | 0.12% | Distributing | N/A |
| Class IEH | 0.35% | 0.12% | Distributing | N/A |

| | | | | |
|-----------|-------|-------|--------------|-----|
| Class K | 0.35% | 0.12% | Accumulating | N/A |
| Class KH | 0.35% | 0.12% | Accumulating | N/A |
| Class K1 | 0.35% | 0.12% | Accumulating | N/A |
| Class K1H | 0.35% | 0.12% | Accumulating | N/A |
| Class K2 | 0.35% | 0.12% | Accumulating | N/A |
| Class K2H | 0.35% | 0.12% | Accumulating | N/A |
| Class K3 | 0.35% | 0.12% | Accumulating | N/A |
| Class K3H | 0.35% | 0.12% | Accumulating | N/A |
| Class Z | 0.00% | 0.00% | Accumulating | N/A |
| Class ZH | 0.00% | 0.00% | Accumulating | N/A |
| Class ZB | 0.00% | 0.00% | Distributing | N/A |
| Class ZBH | 0.00% | 0.00% | Distributing | N/A |

See Section 3.1 for a more detailed description of all Fees and Expenses.

c) Robeco All Strategy Euro Bonds

Investment policy

Objective The Sub-fund aims to provide long term capital growth while at the same time promoting certain ESG (i.e. Environmental, Social and corporate Governance) characteristics and integrating sustainability risks in the investment process.

Strategy The Sub-fund invests at least two-thirds of its total assets in bonds, asset backed securities and similar fixed income securities denominated in the EURO currency. The Sub-fund invests internationally, which means that a substantial part of the portfolio can at any time be invested outside the Euro-area.

The Sub-fund promotes environmental and/or social characteristics within the meaning of Article 8 of the Regulation (EU) 2019/2088 of 27 November 2019 on sustainability-related disclosures in the financial sector. The Sub-fund strives for economic results, while at the same time taking into account environmental, social and governance characteristics which are further explained in Appendix VIII.

The Sub-fund is actively managed and uses the Benchmark for asset allocation purposes. However, although securities may be components of the Benchmark, securities outside the Benchmark may be selected too. The Sub-fund can deviate substantially from the weightings of the Benchmark. The Management Company has discretion over the composition of the portfolio subject to the investment objectives. The Sub-fund aims to outperform the Benchmark over the long run, whilst still controlling relative risk through the applications of limits (on currencies and issuers) to the extent of deviation from the Benchmark. This will consequently limit the deviation of the performance relative to the Benchmark.

The Benchmark is a broad market weighted index that is not consistent with the environmental, social and governance characteristics promoted by the Sub-fund.

Financial Instruments and Investment Restrictions

The Sub-fund is allowed to invest in money market instruments, bank deposits (other than deposits at sight) and other eligible liquid assets for treasury purposes and in case of unfavourable market conditions.

The Sub-fund may hold up to 20% of its net assets in ancillary liquid assets (bank deposits at sight, such as cash held in current accounts). Under exceptionally unfavourable market conditions and if justified in the interest of the Shareholders, the Sub-fund may temporarily exceed the aforementioned limit for investment in ancillary liquid assets and other liquid instruments.

The Sub-fund may invest up to 10% of its net assets in onshore debt securities issued within the PRC through Bond Connect.

The Sub-fund may not invest more than:

- 20% of its total assets in asset backed securities;
- 10% in aggregate of its total assets in equities or other participation rights (these holdings may only result from corporate actions and/or debt restructuring and not from direct investments by the Sub-fund), or in other UCIs and/or UCITS that may be managed by an Affiliated Entity and/or Shares in Sub-funds of the Company;
- 25% of its total assets in convertible bonds; and
- one third of its total assets in money market instruments.

Exchange traded and over-the-counter derivatives are permitted, including but not limited to futures, swaps, options, currency forwards and/or combinations of the above. The Sub-fund may use derivatives for investment purposes as well as for hedging and efficient portfolio management.

The Sub-fund will not invest directly in equities (with the exception of equities which are received as a result of a corporate action and/or debt restructuring).

Currency The Sub-fund aims to align the currency exposure of the Sub-fund (excluding active currency positions) with the Benchmark including through the use of derivatives. The Sub-fund may take active currency positions including through the use of derivatives. The active currency positions may cause the Sub-fund to deviate from the weights of the respective currencies in the relevant Benchmark.

Profile of the typical Investor

The Sub-fund is suitable for Investors who seek ESG considerations to be integrated as binding element in the investment process, while still seeking optimum returns. It is also suitable for informed and/or experienced Investors wishing to attain defined investment objectives. The Sub-fund does not provide a

capital guarantee. The Investor must be able to accept moderate volatility. This Sub-fund is suitable for Investors who can afford to set aside the capital for at least 3-5 years. It can accommodate the investment objective of capital growth, income and/or portfolio diversification. Please note that such information is provided for reference only and Investors should consider their own circumstances, including without limitation, their own risk tolerance level, financial circumstance, investment objective etc., before making any investment decisions. If in doubt, Investors should seek professional advice.

Risk profile of the Sub-fund

Investors should consider that for investments in bonds and other marketable debt securities and debt instruments which are rated "BB+" or lower or equivalent by at least one of the recognized rating agencies, the factors giving security to principal and interest can be considered less than adequate over a great length of time.

The investments in bonds and debt instruments may involve risks (for example linked to the default of the issuers, downgrading, exchange rates, interest rates, liquidity and inflation). The Sub-fund's investments are subject to market fluctuations. No assurance can, therefore, be given that the Sub-fund's investment objective will be achieved. It cannot be guaranteed either that the value of a Share in the Sub-fund will not fall below its value at the time of acquisition.

The sustainability risk profile can be split into different sustainability risk sources and is expressed using categories ranging from lowest risk till highest risk. The risk classification relates to both the probability and potential negative impact of sustainability risk on the portfolio return. The classification relates to the portfolio only: there is no comparison to any benchmark.

Robeco distinguishes between sustainability risk of companies and governments. For companies, there is a total risk classification, a classification of environmental risks, a classification of social risks, and a classification of governance risk. The classifications are based on a variety of Environmental, Social, and Governance (ESG) issues provided by a third party that is specialized in the assessment of sustainability risks. The classification provides an indication of the probability and potential impact of an ESG event in the period of one year.

| <i>Company Risk</i> | <i>← Lowest</i> | <i>Highest →</i> |
|-------------------------------|-----------------|------------------|
| Sustainability Risk (Overall) | | X |
| Environmental Risk | X | |
| Social Risk | | X |
| Governance Risk | | X |

For investments in government bonds, there is a total sustainability risk classification, a classification of environmental risk, a classification of social risk, and a classification of governance risk. The classifications are based on an internal sustainability risk metric for country sustainability risk. These indicators are based on a fixed set of Environmental, Social, and Governance criteria. The classification provides an indication of the probability and potential impact of at least one year.

| <i>Government Risk</i> | <i>← Lowest</i> | <i>Highest →</i> |
|-------------------------------|-----------------|------------------|
| Sustainability Risk (Overall) | X | |
| Environmental Risk | X | |
| Social Risk | X | |
| Governance Risk | X | |

Robeco makes use of a climate risk metric provided by a third party specialized in climate risk. Based on a 1.5-degrees decarbonization pathway, the potential impact of climate transition risk is estimated. This is a reflection of the potential decarbonization costs for the next 80 years, of which the heavy point is estimated to be approximately in 15 years. This impact on return is compared to the market risk profile of the Sub-fund and turned into risk classification.

| | | |
|-------------------------|-----------------|------------------|
| <i>Company Risk</i> | ← <i>Lowest</i> | <i>Highest</i> → |
| Climate Transition Risk | X | |

Climate change leads to extreme weather events that may have a negative economic impact on investments. Based on a climate risk model provided by a third party specialized in climate risk, the physical risks that the portfolio is most vulnerable to are assessed. This Sub-fund's primary physical risks are (1) Extreme heat, (2) Coastal Flooding, and (3) Extreme Precipitation.

Climate risk models are complex and surrounded by a high degree of uncertainty as result of assumptions and availability of data. As result, a change in the methodology may lead to a change in the risk classification. The climate risk model assesses the potential costs for decarbonizing for companies. Active policies and ambitions of companies are not taken into account contrary to the 'ESG' scores that focus on policies and ambitions.

Risk considerations for the Sub-fund

Investors should note that, in addition to the above mentioned risks, the investment strategy and risks inherent to the Sub-fund are not typically encountered in traditional fixed income long only funds. The Sub-fund may use derivatives as part of its investment strategy and such investments are inherently volatile and the Sub-fund could potentially be exposed to additional risks and costs should the market move against it. The Sub-fund may also use derivatives to take short positions in some investments. Should the value of such investment increase, it will have a negative effect on the Sub-fund's value. In extreme market conditions, the Sub-fund may be faced with theoretically unlimited losses. Such extreme market conditions could mean that Investors could, in certain circumstances, face minimal or no returns, or may even suffer a loss on such investments.

The investment risk will be measured using quantitative techniques. The investment risk of using derivatives is also incorporated in these quantitative techniques. For more information regarding e.g. the exposure calculation method, the maximum leverage or the expected levels of leverage as a result of the use of derivatives as well as a brief explanation as to the basis for such calculation, please consult [APPENDIX III – RISK MANAGEMENT PROCESS](#).

Base currency EUR

Type of Currency Hedged Share Classes (H) NAV Hedge

Issue date 17 April 1998

| Share Classes | Management fee | Service fee | Type | Performance Fee portion |
|-----------------------|----------------|-------------|--------------|-------------------------|
| Regular share classes | | | | |
| Class A | 1.30% | 0.16% | Accumulating | N/A |
| Class AH | 1.30% | 0.16% | Accumulating | N/A |
| Class A1 | 1.30% | 0.16% | Distributing | N/A |
| Class A1H | 1.30% | 0.16% | Distributing | N/A |
| Class B | 0.70% | 0.16% | Distributing | N/A |
| Class BH | 0.70% | 0.16% | Distributing | N/A |
| Class D | 0.70% | 0.16% | Accumulating | N/A |
| Class DH | 0.70% | 0.16% | Accumulating | N/A |
| Class D2 | 1.50% | 0.16% | Accumulating | N/A |
| Class D2H | 1.50% | 0.16% | Accumulating | N/A |
| Class D3 | 1.50% | 0.16% | Distributing | N/A |
| Class D3H | 1.50% | 0.16% | Distributing | N/A |
| Class E | 0.70% | 0.16% | Distributing | N/A |
| Class EH | 0.70% | 0.16% | Distributing | N/A |
| Class M | 1.75% | 0.16% | Accumulating | N/A |
| Class MH | 1.75% | 0.16% | Accumulating | N/A |
| Class M2 | 2.50% | 0.16% | Accumulating | N/A |
| Class M2H | 2.50% | 0.16% | Accumulating | N/A |
| Class M3 | 2.50% | 0.16% | Distributing | N/A |

| | | | | |
|-----------------------------|-------|-------|--------------|-----|
| Class M3H | 2.50% | 0.16% | Distributing | N/A |
| Privileged share classes | | | | |
| Class C | 0.35% | 0.16% | Distributing | N/A |
| Class CH | 0.35% | 0.16% | Distributing | N/A |
| Class Cx | 0.35% | 0.16% | Distributing | N/A |
| Class CxH | 0.35% | 0.16% | Distributing | N/A |
| Class F | 0.35% | 0.16% | Accumulating | N/A |
| Class FH | 0.35% | 0.16% | Accumulating | N/A |
| Class G | 0.35% | 0.16% | Distributing | N/A |
| Class GH | 0.35% | 0.16% | Distributing | N/A |
| Class S | 0.35% | 0.16% | Accumulating | N/A |
| Class SH | 0.35% | 0.16% | Accumulating | N/A |
| Institutional share classes | | | | |
| Class I | 0.35% | 0.12% | Accumulating | N/A |
| Class IH | 0.35% | 0.12% | Accumulating | N/A |
| Class IB | 0.40% | 0.12% | Distributing | N/A |
| Class IBx | 0.40% | 0.12% | Distributing | N/A |
| Class IBH | 0.40% | 0.12% | Distributing | N/A |
| Class IBxH | 0.40% | 0.12% | Distributing | N/A |
| Class IE | 0.35% | 0.12% | Distributing | N/A |
| Class IEH | 0.35% | 0.12% | Distributing | N/A |
| Class K | 0.35% | 0.12% | Accumulating | N/A |
| Class KH | 0.35% | 0.12% | Accumulating | N/A |
| Class K1 | 0.35% | 0.12% | Accumulating | N/A |
| Class K1H | 0.35% | 0.12% | Accumulating | N/A |
| Class K2 | 0.35% | 0.12% | Accumulating | N/A |
| Class K2H | 0.35% | 0.12% | Accumulating | N/A |
| Class K3 | 0.35% | 0.12% | Accumulating | N/A |
| Class K3H | 0.35% | 0.12% | Accumulating | N/A |
| Class Z | 0.00% | 0.00% | Accumulating | N/A |
| Class ZH | 0.00% | 0.00% | Accumulating | N/A |
| Class ZB | 0.00% | 0.00% | Distributing | N/A |
| Class ZBH | 0.00% | 0.00% | Distributing | N/A |

See Section 3.1 for a more detailed description of all Fees and Expenses.

d) Robeco European High Yield Bonds

Investment policy

Objective The Sub-fund aims to provide long term capital growth while at the same time promoting certain ESG (i.e. Environmental, Social and corporate Governance) characteristics and integrating sustainability risks in the investment process.

Strategy The Sub-fund invests at least two-thirds of its total assets in bonds, asset backed securities and similar fixed income securities, denominated in European currencies (like Euro and Pound Sterling) with a rating of "BBB+" or equivalent or lower by at least one of the recognized rating agencies or with no rating. The Sub-fund uses the Bloomberg Pan-European HY Corporate ex Financials 2.5% Issuer Constraint index as Benchmark.

The Sub-fund promotes environmental and/or social characteristics within the meaning of Article 8 of the Regulation (EU) 2019/2088 of 27 November 2019 on sustainability-related disclosures in the financial sector. The Sub-fund strives for economic results, while at the same time taking into account environmental, social and governance characteristics which are further explained in Appendix VIII.

The Sub-fund is actively managed and uses the Benchmark for asset allocation purposes. However, although securities may be components of the Benchmark, securities outside the Benchmark may be selected too. The Sub-fund can deviate substantially from the weightings of the Benchmark. The Management Company has discretion over the composition of the portfolio subject to the investment objectives. The Sub-fund aims to outperform the Benchmark over the long run, whilst still controlling relative risk through the applications of limits (on currencies and issuers) to the extent of deviation from the Benchmark. This will consequently limit the deviation of the performance relative to the Benchmark.

The Benchmark is a broad market weighted index that is not consistent with the environmental, social and governance characteristics promoted by the Sub-fund.

Financial Instruments The Sub-fund may invest the remaining one third of its total assets in the full spectrum of available securities (e.g. (i) fixed income securities which do not fall within the two-thirds of the Sub-fund's net assets category, as described above, (ii) equities and (iii) derivatives).

The Sub-fund is allowed to invest in money market instruments, bank deposits (other than deposits at sight) and other eligible liquid assets for treasury purposes and in case of unfavourable market conditions.

The Sub-fund may hold up to 20% of its net assets in ancillary liquid assets (bank deposits at sight, such as cash held in current accounts). Under exceptionally unfavourable market conditions and if justified in the interest of the Shareholders, the Sub-fund may temporarily exceed the aforementioned limit for investment in ancillary liquid assets and other liquid instruments.

The Sub-fund will not invest in securities that are distressed or defaulted at the time of their purchase. In the event of a downgrading of any debt securities held by the Sub-fund, the Management Company will take all reasonable efforts to keep the Sub-fund's exposure to distressed or defaulted securities below 5% of the Sub-fund's net assets and to realise these distressed or defaulted securities as soon as reasonably practicable if this is in the best interest of Shareholders.

Exchange traded and over-the-counter derivatives are permitted, including but not limited to futures, swaps, options, currency forwards and/or combinations of the above. The Sub-fund may use derivatives for investment purposes as well as for hedging and efficient portfolio management.

The Sub-fund will not invest directly in equities (with the exception of equities which are received as a result of a corporate action and/or debt restructuring).

Investment restrictions Notwithstanding the above, the Sub-fund may not invest more than:

- 20% of its total assets in asset backed securities;
- 10% of its total assets in issue that have no rating by at least one of the recognized rating agencies;

- 10% in aggregate of its total assets in equities or other participation rights (these holdings may only result from corporate actions and/or debt restructuring and not from direct investments by the Sub-fund), or in other UCIs and/or UCITS that may be managed by an Affiliated Entity;
- 25% of its total assets in convertible bonds;
- one third of its total assets in money market instruments; and
- 10% of its total assets in securities issued by or guaranteed by a single country (including its government, a public or local authority of that country) whose credit rating is below investment grade.

Currency The Sub-fund aims to align the currency exposure of the Sub-fund with the Benchmark including through the use of derivatives.

Profile of the typical Investor The Sub-fund is suitable for Investors who seek ESG considerations to be integrated as binding element in the investment process, while still seeking optimum returns. It is also suitable for informed and/or experienced Investors wishing to attain defined investment objectives. The Sub-fund does not provide a capital guarantee. The Investor must be able to accept volatility. This Sub-fund is suitable for Investors who can afford to set aside the capital for at least 3-5 years. It can accommodate the investment objective of capital growth, income and/or portfolio diversification.

Please note that such information is provided for reference only and Investors should consider their own circumstances, including without limitation, their own risk tolerance level, financial circumstance, investment objective etc., before making any investment decisions. If in doubt, Investors should seek professional advice.

Risk profile of the Sub-fund Investors should consider that for investments in bonds and other marketable debt securities and debt instruments which are rated "BB+" or lower or equivalent by at least one of the recognized rating agencies, the factors giving security to principal and interest can be considered less than adequate over a great length of time.

The investments in bonds and debt instruments may involve risks (for example linked to the default of the issuers, downgrading, exchange rates, interest rates, liquidity and inflation). The Sub-fund's investments are subject to market fluctuations. No assurance can, therefore, be given that the Sub-fund's investment objective will be achieved. It cannot be guaranteed either that the value of a Share in the Sub-fund will not fall below its value at the time of acquisition.

The sustainability risk profile can be split into different sustainability risk sources and is expressed using categories ranging from lowest risk till highest risk. The risk classification relates to both the probability and potential negative impact of sustainability risk on the portfolio return. The classification relates to the portfolio only: there is no comparison to any benchmark.

Robeco distinguishes between sustainability risk of companies and governments. For companies, there is a total risk classification, a classification of environmental risks, a classification of social risks, and a classification of governance risk. The classifications are based on a variety of Environmental, Social, and Governance (ESG) issues provided by a third party that is specialized in the assessment of sustainability risks. The classification provides an indication of the probability and potential impact of an ESG event in the period of one year.

| <i>Company Risk</i> | ← <i>Lowest</i> | <i>Highest</i> → |
|-------------------------------|-----------------|------------------|
| Sustainability Risk (Overall) | X | |
| Environmental Risk | X | |
| Social Risk | X | |
| Governance Risk | X | |

Robeco makes use of a climate risk metric provided by a third party specialized in climate risk. Based on a 1.5-degrees decarbonization pathway, the potential impact of climate transition risk is estimated. This is a reflection of the potential decarbonization costs for the next 80 years, of which

the heavy point is estimated to be approximately in 15 years. This impact on return is compared to the market risk profile of the Sub-fund and turned into risk classification.

| <i>Company Risk</i> | ← <i>Lowest</i> | <i>Highest</i> → |
|-------------------------|-----------------|------------------|
| Climate Transition Risk | X | |

Climate change leads to extreme weather events that may have a negative economic impact on investments. Based on a climate risk model provided by a third party specialized in climate risk, the physical risks that the portfolio is most vulnerable to are assessed. This Sub-fund's primary physical risks are (1) Extreme Heat, (2) Coastal Flooding, and (3) Tropical Cyclone.

Climate risk models are complex and surrounded by a high degree of uncertainty as result of assumptions and availability of data. As result, a change in the methodology may lead to a change in the risk classification. The climate risk model assesses the potential costs for decarbonizing for companies. Active policies and ambitions of companies are not taken into account contrary to the 'ESG' scores that focus on policies and ambitions.

Risk considerations for the Sub-fund

Investors should note that, in addition to the above mentioned risks, the Sub-fund may use derivatives as part of its investment strategy and such investments are inherently volatile and the Sub-fund could potentially be exposed to additional risks and costs should the market move against it. Such market conditions could mean that Investors could, in certain circumstances, face minimal or no returns, or may even suffer a loss on such investments.

High yield corporate bonds are by nature relatively less liquid, which may negatively affect the value of the Sub-fund.

The investment risk will be measured using quantitative techniques. The investment risk of using derivatives is also incorporated in these quantitative techniques. For more information regarding e.g. the exposure calculation method, the maximum leverage or the expected levels of leverage as a result of the use of derivatives as well as a brief explanation as to the basis for such calculation, please consult [APPENDIX III – RISK MANAGEMENT PROCESS](#).

Base currency EUR

Type of Currency Hedged Share Classes (H) Benchmark Hedge

Issue date 3 October 2005

| Share Classes | Management fee | Service fee | Type | Performance Fee portion |
|---------------|----------------|-------------|------|-------------------------|
|---------------|----------------|-------------|------|-------------------------|

Regular share classes

| | | | | |
|------------|-------|-------|--------------|-----|
| Class AH | 1.30% | 0.16% | Accumulating | N/A |
| Class A1H | 1.30% | 0.16% | Distributing | N/A |
| Class BH | 1.10% | 0.16% | Distributing | N/A |
| Class BxH | 1.10% | 0.16% | Distributing | N/A |
| Class DH | 1.10% | 0.16% | Accumulating | N/A |
| Class D3H | 1.50% | 0.16% | Distributing | N/A |
| Class EH | 1.10% | 0.16% | Distributing | N/A |
| Class MBxH | 1.50% | 0.16% | Distributing | N/A |
| Class MH | 1.50% | 0.16% | Accumulating | N/A |
| Class M2 | 2.50% | 0.16% | Accumulating | N/A |
| Class M2H | 2.50% | 0.16% | Accumulating | N/A |
| Class M3 | 2.50% | 0.16% | Distributing | N/A |
| Class M3H | 2.50% | 0.16% | Distributing | N/A |

Privileged share classes

| | | | | |
|----------|-------|-------|--------------|-----|
| Class C | 0.55% | 0.16% | Distributing | N/A |
| Class CH | 0.55% | 0.16% | Distributing | N/A |
| Class Cx | 0.55% | 0.16% | Distributing | N/A |

| | | | | |
|-----------------------------|-------|-------|--------------|-----|
| Class CxH | 0.55% | 0.16% | Distributing | N/A |
| Class F | 0.55% | 0.16% | Accumulating | N/A |
| Class FH | 0.55% | 0.16% | Accumulating | N/A |
| Class G | 0.55% | 0.16% | Distributing | N/A |
| Class GH | 0.55% | 0.16% | Distributing | N/A |
| Class S | 0.55% | 0.16% | Accumulating | N/A |
| Class SH | 0.55% | 0.16% | Accumulating | N/A |
| Institutional share classes | | | | |
| Class IH | 0.55% | 0.12% | Accumulating | N/A |
| Class OIH | 0.55% | 0.12% | Accumulating | N/A |
| Class IB | 0.55% | 0.12% | Distributing | N/A |
| Class IBx | 0.55% | 0.12% | Distributing | N/A |
| Class IBH | 0.55% | 0.12% | Distributing | N/A |
| Class IBxH | 0.55% | 0.12% | Distributing | N/A |
| Class IE | 0.55% | 0.12% | Distributing | N/A |
| Class IEH | 0.55% | 0.12% | Distributing | N/A |
| Class IMH | 0.75% | 0.12% | Accumulating | N/A |
| Class IMBxH | 0.75% | 0.12% | Distributing | N/A |
| Class K | 0.55% | 0.12% | Accumulating | N/A |
| Class KH | 0.55% | 0.12% | Accumulating | N/A |
| Class K1 | 0.55% | 0.12% | Accumulating | N/A |
| Class K1H | 0.55% | 0.12% | Accumulating | N/A |
| Class K2 | 0.55% | 0.12% | Accumulating | N/A |
| Class K2H | 0.55% | 0.12% | Accumulating | N/A |
| Class K3 | 0.55% | 0.12% | Accumulating | N/A |
| Class K3H | 0.55% | 0.12% | Accumulating | N/A |
| Class ZH | 0.00% | 0.00% | Accumulating | N/A |
| Class Z2H | 0.00% | 0.00% | Accumulating | N/A |
| Class ZB | 0.00% | 0.00% | Distributing | N/A |
| Class ZBH | 0.00% | 0.00% | Distributing | N/A |

See Section 3.1 for a more detailed description of all Fees and Expenses.

e) Robeco Transition Asian Bonds

Investment policy

Objective The Sub-fund aims to provide long term capital growth while at the same time promoting certain ESG (i.e. Environmental, Social and corporate Governance) characteristics and integrating sustainability risks in the investment process.

Strategy The Sub-fund invests at least two-thirds of its total assets in bonds (which may include contingent convertible bonds (also "CoCo" bonds)) and similar fixed income securities and asset backed securities issued by entities incorporated or exercising a preponderant part of their economic activities in Asia or issued by entities that are part of the Sub-fund's Benchmark.

The Sub-fund aims to make investments in assets with a sustainable objective as well as investments in assets that contribute to a transition. Transition pertains to activities that measurably and credibly contribute to the goals of the Paris Agreement and/or an environmental and/or social objective. This is achieved by investing in entities that have credible emission reduction targets, entities that provide solutions to enable climate change mitigation and bonds to finance sustainability transformation or re-finance, in part or in full, new and/or existing projects with an environmental and/or social objective.

The Sub-fund promotes environmental and/or social characteristics, within the meaning of Article 8 of the Regulation (EU) 2019/2088 of 27 November 2019 on sustainability-related disclosures in the financial sector. The Sub-fund takes explicitly into account the contribution of a company to the United Nations Sustainable Development Goals (SDG). The Sub-fund strives for economic results, while at the same time taking into account environmental, social and governance characteristics which are further explained in Appendix VIII.

The Sub-fund is actively managed and uses the Benchmark for asset allocation purposes. However, although securities may be components of the Benchmark, securities outside the Benchmark may be selected too. The Sub-fund can deviate substantially from the weightings of the Benchmark. The Portfolio Manager has discretion over the composition of the portfolio subject to the investment objectives. The Sub-fund aims to outperform the Benchmark over the long run, whilst still controlling relative risk through the applications of limits (on currencies) to the extent of deviation from the Benchmark. This will consequently limit the deviation of the performance relative to the Benchmark.

The Benchmark is a broad market weighted index that is not consistent with the sustainable objective of the Sub-fund.

Financial Instruments and Investment Restrictions

The Sub-fund is allowed to invest in money market instruments, bank deposits (other than deposits at sight) and other eligible liquid assets for treasury purposes and in case of unfavourable market conditions.

The Sub-fund may hold up to 20% of its net assets in ancillary liquid assets (bank deposits at sight, such as cash held in current accounts). Under exceptionally unfavourable market conditions and if justified in the interest of the Shareholders, the Sub-fund may temporarily exceed the aforementioned limit for investment in ancillary liquid assets and other liquid instruments.

The Sub-fund may invest up to 20% of its net assets in onshore debt securities issued within the PRC through Bond Connect.

The Sub-fund may not invest more than:

- 20% of its total assets in asset backed securities;
- 10% of its total assets in equities or other participation rights (these holdings may only result from corporate actions and/or debt restructuring and not from direct investments by the Sub-fund) or in other UCIs and/or UCITS that may be managed by an Affiliated Entity;
- 25% of its total assets in convertible bonds (including up to 20% of its total assets in contingent convertible bonds (also "CoCo" bonds); and
- one third of its total assets in money market instruments.

Exchange traded and over-the-counter derivatives are permitted, including but not limited to futures, swaps, options, currency forwards and/or combinations of the above. The Sub-fund may use derivatives for investment purposes as well as for hedging and efficient portfolio management.

The Sub-fund will not invest directly in equities (with the exception of equities which are received as a result of a corporate action and/or debt restructuring).

Currency The Sub-fund aims to align the currency exposure of the Sub-fund with the Benchmark including through the use of derivatives.

Profile of the typical Investor The Sub-fund is suitable for Investors who seek ESG considerations to be integrated as binding element in the investment process, while still seeking optimum returns. It is also suitable for informed and/or experienced Investors wishing to attain defined investment objectives. The Sub-fund does not provide a capital guarantee. The Investor must be able to accept volatility. This Sub-fund is suitable for Investors who can afford to set aside the capital for at least 3-5 years. It can accommodate the investment objective of capital growth, income and/or portfolio diversification.

Please note that such information is provided for reference only and Investors should consider their own circumstances, including without limitation, their own risk tolerance level, financial circumstance, investment objective etc., before making any investment decisions. If in doubt, Investors should seek professional advice.

Risk profile of the Sub-fund The investments in bonds and debt instruments may involve risks (for example linked to the default of the issuers, downgrading, exchange rates, interest rates, liquidity and inflation). The Sub-fund's investments are subject to market fluctuations. No assurance can, therefore, be given that the Sub-fund's investment objective will be achieved. It cannot be guaranteed either that the value of a Share in the Sub-fund will not fall below its value at the time of acquisition.

The sustainability risk profile can be split into different sustainability risk sources and is expressed using categories ranging from lowest risk till highest risk. The risk classification relates to both the probability and potential negative impact of sustainability risk on the portfolio return. The classification relates to the portfolio only: there is no comparison to any benchmark.

Robeco distinguishes between sustainability risk of companies and governments. For companies, there is a total risk classification, a classification of environmental risks, a classification of social risks, and a classification of governance risk. The classifications are based on a variety of Environmental, Social, and Governance (ESG) issues provided by a third party that is specialized in the assessment of sustainability risks. The classification provides an indication of the probability and potential impact of an ESG event in the period of one year.

| <i>Company Risk</i> | ← <i>Lowest</i> | <i>Highest</i> → |
|-------------------------------|-----------------|------------------|
| Sustainability Risk (Overall) | | X |
| Environmental Risk | X | |
| Social Risk | | X |
| Governance Risk | | X |

For investments in government bonds, there is a total sustainability risk classification, a classification of environmental risk, a classification of social risk, and a classification of governance risk. The classifications are based on an internal sustainability risk metric for country sustainability risk. These indicators are based on a fixed set of Environmental, Social, and Governance criteria. The classification provides an indication of the probability and potential impact of at least one year.

| <i>Government Risk</i> | ← <i>Lowest</i> | <i>Highest</i> → |
|-------------------------------|-----------------|------------------|
| Sustainability Risk (Overall) | | X |
| Environmental Risk | | X |
| Social Risk | | X |
| Governance Risk | X | |

Robeco makes use of a climate risk metric provided by a third party specialized in climate risk. Based on a 1.5-degrees decarbonization pathway, the potential impact of climate transition risk is estimated. This is a reflection of the potential decarbonization costs for the next 80 years, of which the heavy point is estimated to be approximately in 15 years. This impact on return is compared to the market risk profile of the Sub-fund and turned into risk classification.

| <i>Company Risk</i> | ← <i>Lowest</i> | <i>Highest</i> → |
|-------------------------|-----------------|------------------|
| Climate Transition Risk | | X |

Climate change leads to extreme weather events that may have a negative economic impact on investments. Based on a climate risk model provided by a third party specialized in climate risk, the physical risks that the portfolio is most vulnerable to are assessed. This Sub-fund's primary physical risks are (1) Coastal Flooding, (2) Extreme Heat, and (3) Fluvial Flooding.

Climate risk models are complex and surrounded by a high degree of uncertainty as result of assumptions and availability of data. As result, a change in the methodology may lead to a change in the risk classification. The climate risk model assesses the potential costs for decarbonizing for companies. Active policies and ambitions of companies are not taken into account contrary to the 'ESG' scores that focus on policies and ambitions.

| | |
|--------------------------------------|--|
| Risk considerations for the Sub-fund | <p>Investors should note that, in addition to the above mentioned risks, the investment strategy and risks inherent to the Sub-fund are not typically encountered in traditional fixed income long only funds. The Sub-fund may use derivatives as part of its investment strategy and such investments are inherently volatile and the Sub-fund could potentially be exposed to additional risks and costs should the market move against it. The Sub-fund may also use derivatives to take short synthetic positions in some investments. Should the value of such investment increase, it will have a negative effect on the Sub-fund's value. In extreme market conditions, the Sub-fund may be faced with theoretically unlimited losses. Such extreme market conditions could mean that Investors could, in certain circumstances, face minimal or no returns, or may even suffer a loss on such investments.</p> <p>The Sub-fund may invest in mainland China in the CIBM through Bond Connect. Please refer to Section 4 – Risk Considerations for more information of the risks regarding the CIBM and Bond Connect.</p> <p>The Sub-fund aims to be eligible for the Singapore offshore fund tax exemption regime. As with tax law and regulations in general, the offshore fund exemption regime is subject to interpretation and application by the tax authorities may deviate, which could lead to additional tax costs for the Sub-fund.</p> <p>The investment risk will be measured using quantitative techniques. The investment risk of using derivatives is also incorporated in these quantitative techniques. For more information regarding e.g. the exposure calculation method, the maximum leverage or the expected levels of leverage as a result of the use of derivatives as well as a brief explanation as to the basis for such calculation, please consult APPENDIX III – RISK MANAGEMENT PROCESS.</p> |
|--------------------------------------|--|

| | |
|-------------------|---|
| Portfolio Manager | The Management Company has appointed Robeco Singapore Private Ltd as Portfolio Manager. Accordingly, Robeco Singapore Private td may be in charge of all or part of the day-to-day management of the assets of the Sub-fund. The agreement with Robeco Singapore Private Ltd shall terminate immediately on termination of the Management Company Services Agreement. |
|-------------------|---|

| | |
|---------------|-----|
| Base currency | USD |
|---------------|-----|

| | |
|---|-----------|
| Type of Currency Hedged Share Classes (H) | NAV Hedge |
|---|-----------|

| | |
|------------|-------------|
| Issue date | 17 May 2022 |
|------------|-------------|

Cut-off time Cut-off time, as described in Section 2.3 "Issue of Shares" and Section 2.5 "Redemption of Shares", is 16:00 CET the Valuation Day preceding the Valuation Day for which the order is made.

| Share Class | Management fee | Service fee | Type | Performance Fee portion |
|------------------------------------|----------------|-------------|--------------|-------------------------|
| Regular share classes | | | | |
| Class A | 1.30% | 0.16% | Accumulating | N/A |
| Class AH | 1.30% | 0.16% | Accumulating | N/A |
| Class A1 | 1.30% | 0.16% | Distributing | N/A |
| Class A1H | 1.30% | 0.16% | Distributing | N/A |
| Class B | 1.00% | 0.16% | Distributing | N/A |
| Class BH | 1.00% | 0.16% | Distributing | N/A |
| Class Bx | 1.00% | 0.16% | Distributing | N/A |
| Class BxH | 1.00% | 0.16% | Distributing | N/A |
| Class D | 1.00% | 0.16% | Accumulating | N/A |
| Class DH | 1.00% | 0.16% | Accumulating | N/A |
| Class D2H | 1.50% | 0.16% | Accumulating | N/A |
| Class D3H | 1.50% | 0.16% | Distributing | N/A |
| Class EH | 1.00% | 0.16% | Distributing | N/A |
| Class M | 1.75% | 0.16% | Accumulating | N/A |
| Class MH | 1.75% | 0.16% | Accumulating | N/A |
| Class M2 | 2.50% | 0.16% | Accumulating | N/A |
| Class M2H | 2.50% | 0.16% | Accumulating | N/A |
| Class M3 | 2.50% | 0.16% | Distributing | N/A |
| Class M3H | 2.50% | 0.16% | Distributing | N/A |
| Privileged share classes | | | | |
| Class C | 0.50% | 0.16% | Distributing | N/A |
| Class CH | 0.50% | 0.16% | Distributing | N/A |
| Class Cx | 0.50% | 0.16% | Distributing | N/A |
| Class CxH | 0.50% | 0.16% | Distributing | N/A |
| Class F | 0.50% | 0.16% | Accumulating | N/A |
| Class FH | 0.50% | 0.16% | Accumulating | N/A |
| Class G | 0.50% | 0.16% | Distributing | N/A |
| Class GH | 0.50% | 0.16% | Distributing | N/A |
| Class S | 0.50% | 0.16% | Accumulating | N/A |
| Class SH | 0.50% | 0.16% | Accumulating | N/A |
| Institutional share classes | | | | |
| Class I | 0.50% | 0.12% | Accumulating | N/A |
| Class IH | 0.50% | 0.12% | Accumulating | N/A |
| Class IB | 0.50% | 0.12% | Distributing | N/A |
| Class IBH | 0.50% | 0.12% | Distributing | N/A |
| Class IBx | 0.50% | 0.12% | Distributing | N/A |
| Class IBxH | 0.50% | 0.12% | Distributing | N/A |
| Class IE | 0.50% | 0.12% | Distributing | N/A |
| Class IEH | 0.50% | 0.12% | Distributing | N/A |
| Class IExH | 0.50% | 0.12% | Distributing | N/A |
| Class K | 0.50% | 0.12% | Accumulating | N/A |
| Class KH | 0.50% | 0.12% | Accumulating | N/A |
| Class K1 | 0.50% | 0.12% | Accumulating | N/A |
| Class K1H | 0.50% | 0.12% | Accumulating | N/A |
| Class K2 | 0.50% | 0.12% | Accumulating | N/A |
| Class K2H | 0.50% | 0.12% | Accumulating | N/A |
| Class K3 | 0.50% | 0.12% | Accumulating | N/A |
| Class K3H | 0.50% | 0.12% | Accumulating | N/A |
| Class Z | 0.00% | 0.00% | Accumulating | N/A |
| Class ZH | 0.00% | 0.00% | Accumulating | N/A |
| Class ZB | 0.00% | 0.00% | Distributing | N/A |
| Class ZBH | 0.00% | 0.00% | Distributing | N/A |

See Section 3.1 for a more detailed description of all Fees and Expenses.

f) Robeco Euro SDG Credits

Investment
policy

Objective The Sub-fund aims to provide long term capital growth while at the same time promoting certain ESG (i.e. Environmental, Social and corporate Governance) characteristics and integrating sustainability risks in the investment process.

Strategy The Sub-fund invests at least two-thirds of its total assets in non-government bonds and similar non-government fixed income securities, denominated in the EURO currency, with a minimal rating of "BBB-" or equivalent by at least one of the recognized rating agencies.

The Sub-fund promotes environmental and/or social characteristics within the meaning of Article 8 of the Regulation (EU) 2019/2088 of 27 November 2019 on sustainability-related disclosures in the financial sector. The Sub-fund strives for economic results, while at the same time taking into account environmental, social and governance characteristics which are further explained in Appendix VIII.

The Sub-fund takes explicitly into account the contribution of a company to the United Nations Sustainable Development Goals (SDG). The portfolio is built on the basis of the eligible investment universe and an internally developed SDG framework for mapping and measuring SDG contributions, about which more information can be obtained via the website <https://www.robeco.com/en-int/sustainable-investing/sdgs>. The Sub-fund also has the ability to have an active dialogue with the invested companies to motivate these companies to improve their contribution to the United Nations Sustainable Development Goals (SDG). It does however not intend to acquire a large percentage of outstanding securities with the purpose of enabling the Sub-fund to significantly influence the management of the invested companies. Next to advancing the SDGs the Sub-fund also takes into account environmental, social and governance characteristics which are further explained in Appendix VIII.

The Sub-fund is actively managed and uses the Benchmark for asset allocation purposes. However, although securities may be components of the Benchmark, securities outside the Benchmark may be selected too. The Sub-fund can deviate substantially from the weightings of the Benchmark. The Management Company has discretion over the composition of the portfolio subject to the investment objectives. The Sub-fund aims to outperform the Benchmark over the long run, whilst still controlling relative risk through the applications of limits (on currencies and issuers) to the extent of deviation from the Benchmark. This will consequently limit the deviation of the performance relative to the Benchmark.

The Benchmark is a broad market weighted index that is not consistent with the environmental, social and governance characteristics promoted by the Sub-fund.

Financial Instruments and Investment Restrictions The Sub-fund may invest in money market instruments, bank deposits (other than deposits at sight) and other eligible liquid assets for treasury purposes and in case of unfavourable market conditions.

The Sub-fund may hold up to 20% of its net assets in ancillary liquid assets (bank deposits at sight, such as cash held in current accounts). Under exceptionally unfavourable market conditions and if justified in the interest of the Shareholders, the Sub-fund may temporarily exceed the aforementioned limit for investment in ancillary liquid assets and other liquid instruments.

The Sub-fund may not invest more than:

- 10% of its total assets in equities or other participation rights (these holdings may only result from corporate actions and/or debt restructuring and not from direct investments by the Sub-fund) or in other UCIs and/or UCITS that may be managed by an Affiliated Entity;
- 25% of its total assets in convertible bonds (including up to 20% of its total assets in contingent convertible bonds (also "CoCo" bonds)); and
- one third of its total assets in money market instruments.

Exchange traded and over-the-counter derivatives are permitted, including but not limited to futures, swaps, options, currency forwards and/or combinations of the above. The Sub-fund may use derivatives for investment purposes as well as for hedging and efficient portfolio management.

The Sub-fund will not invest directly in equities (with the exception of equities which are received as a result of a corporate action and/or debt restructuring).

Currency The Sub-fund aims to align the currency exposure of the Sub-fund with the Benchmark including through the use of derivatives.

Profile of the typical Investor The Sub-fund is suitable for Investors who seek ESG considerations to be integrated as binding element in the investment process, while still seeking optimum returns. It is also suitable for informed and/or experienced Investors wishing to attain defined investment objectives. The Sub-fund does not provide a capital guarantee. The Investor must be able to accept moderate volatility. This Sub-fund is suitable for Investors who can afford to set aside the capital for at least 3-5 years. It can accommodate the investment objective of capital growth, income and/or portfolio diversification.

Please note that such information is provided for reference only and Investors should consider their own circumstances, including without limitation, their own risk tolerance level, financial circumstance, investment objective etc., before making any investment decisions. If in doubt, Investors should seek professional advice.

Risk profile of the Sub-fund The investments in bonds and debt instruments may involve risks (for example linked to the default of the issuers, downgrading, exchange rates, interest rates, liquidity and inflation). The Sub-fund's investments are subject to market fluctuations. No assurance can, therefore, be given that the Sub-fund's investment objective will be achieved. It cannot be guaranteed either that the value of a Share in the Sub-fund will not fall below its value at the time of acquisition.

The sustainability risk profile can be split into different sustainability risk sources and is expressed using categories ranging from lowest risk till highest risk. The risk classification relates to both the probability and potential negative impact of sustainability risk on the portfolio return. The classification relates to the portfolio only: there is no comparison to any benchmark.

Robeco distinguishes between sustainability risk of companies and governments. For companies, there is a total risk classification, a classification of environmental risks, a classification of social risks, and a classification of governance risk. The classifications are based on a variety of Environmental, Social, and Governance (ESG) issues provided by a third party that is specialized in the assessment of sustainability risks. The classification provides an indication of the probability and potential impact of an ESG event in the period of one year.

| <i>Company Risk</i> | ← <i>Lowest</i> | <i>Highest</i> → |
|-------------------------------|-----------------|------------------|
| Sustainability Risk (Overall) | | X |
| Environmental Risk | X | |
| Social Risk | | X |
| Governance Risk | | X |

Robeco makes use of a climate risk metric provided by a third party specialized in climate risk. Based on a 1.5-degrees decarbonization pathway, the potential impact of climate transition risk is estimated. This is a reflection of the potential decarbonization costs for the next 80 years, of which the heavy point is estimated to be approximately in 15 years. This impact on return is compared to the market risk profile of the Sub-fund and turned into risk classification.

| <i>Company Risk</i> | ← <i>Lowest</i> | <i>Highest</i> → |
|-------------------------|-----------------|------------------|
| Climate Transition Risk | X | |

Climate change leads to extreme weather events that may have a negative economic impact on investments. Based on a climate risk model provided by a third party specialized in climate risk, the physical risks that the portfolio is most vulnerable to are assessed. This Sub-fund's primary physical risks are (1) Extreme Heat, (2) Coastal Flooding, and (3) Fluvial Flooding.

Climate risk models are complex and surrounded by a high degree of uncertainty as result of assumptions and availability of data. As result, a change in the methodology may lead to a change in the risk classification. The climate risk model assesses the potential costs for decarbonizing for companies. Active

| | policies and ambitions of companies are not taken into account contrary to the 'ESG' scores that focus on policies and ambitions. | | | |
|---|---|-------------|--------------|-------------------------|
| Risk considerations for the Sub-fund | <p>Investors should note that, in addition to the above mentioned risks, the investment strategy and risks inherent to the Sub-fund are not typically encountered in traditional fixed income long only funds. The Sub-fund may use derivatives as part of its investment strategy and such investments are inherently volatile and the Sub-fund could potentially be exposed to additional risks and costs should the market move against it. The Sub-fund may also use derivatives to take short synthetic positions in some investments. Should the value of such investment increase, it will have a negative effect on the Sub-fund's value. In extreme market conditions, the Sub-fund may be faced with theoretically unlimited losses. Such extreme market conditions could mean that Investors could, in certain circumstances, face minimal or no returns, or may even suffer a loss on such investments.</p> <p>The investment risk will be measured using quantitative techniques. The investment risk of using derivatives is also incorporated in these quantitative techniques. For more information regarding e.g. the exposure calculation method, the maximum leverage or the expected levels of leverage as a result of the use of derivatives as well as a brief explanation as to the basis for such calculation, please consult APPENDIX III – RISK MANAGEMENT PROCESS.</p> | | | |
| Base currency | EUR | | | |
| Type of Currency Hedged Share Classes (H) | NAV Hedge | | | |
| Issue date | 18 May 2010 | | | |
| Share Class | Management fee | Service fee | Type | Performance Fee portion |
| Regular share classes | | | | |
| Class A | 1.30% | 0.16% | Accumulating | N/A |
| Class AH | 1.30% | 0.16% | Accumulating | N/A |
| Class A1 | 1.30% | 0.16% | Distributing | N/A |
| Class A1H | 1.30% | 0.16% | Distributing | N/A |
| Class B | 0.70% | 0.16% | Distributing | N/A |
| Class BH | 0.70% | 0.16% | Distributing | N/A |
| Class Bx | 0.70% | 0.16% | Distributing | N/A |
| Class BxH | 0.70% | 0.16% | Distributing | N/A |
| Class D | 0.70% | 0.16% | Accumulating | N/A |
| Class DH | 0.70% | 0.16% | Accumulating | N/A |
| Class D2 | 1.50% | 0.16% | Accumulating | N/A |
| Class D2H | 1.50% | 0.16% | Accumulating | N/A |
| Class D3 | 1.50% | 0.16% | Distributing | N/A |
| Class D3H | 1.50% | 0.16% | Distributing | N/A |
| Class E | 0.70% | 0.16% | Distributing | N/A |
| Class EH | 0.70% | 0.16% | Distributing | N/A |
| Class OE | 0.70% | 0.16% | Distributing | N/A |
| Class OEH | 0.70% | 0.16% | Distributing | N/A |
| Class M | 1.75% | 0.16% | Accumulating | N/A |
| Class MH | 1.75% | 0.16% | Accumulating | N/A |
| Class M2 | 1.50% | 0.16% | Accumulating | N/A |
| Class M2H | 1.50% | 0.16% | Accumulating | N/A |
| Class M3 | 1.50% | 0.16% | Distributing | N/A |
| Class M3H | 1.50% | 0.16% | Distributing | N/A |
| Privileged share classes | | | | |
| Class C | 0.35% | 0.16% | Distributing | N/A |
| Class CH | 0.35% | 0.16% | Distributing | N/A |
| Class Cx | 0.35% | 0.16% | Distributing | N/A |
| Class CxH | 0.35% | 0.16% | Distributing | N/A |
| Class F | 0.35% | 0.16% | Accumulating | N/A |
| Class FH | 0.35% | 0.16% | Accumulating | N/A |
| Class G | 0.35% | 0.16% | Distributing | N/A |

| | | | | |
|-----------------------------|-------|-------|--------------|-----|
| Class GH | 0.35% | 0.16% | Distributing | N/A |
| Class S | 0.35% | 0.16% | Accumulating | N/A |
| Class SH | 0.35% | 0.16% | Accumulating | N/A |
| Institutional share classes | | | | |
| Class I | 0.35% | 0.12% | Accumulating | N/A |
| Class IH | 0.35% | 0.12% | Accumulating | N/A |
| Class OI | 0.35% | 0.12% | Accumulating | N/A |
| Class OIH | 0.35% | 0.12% | Accumulating | N/A |
| Class IB | 0.35% | 0.12% | Distributing | N/A |
| Class IBx | 0.35% | 0.12% | Distributing | N/A |
| Class IBH | 0.35% | 0.12% | Distributing | N/A |
| Class IBxH | 0.35% | 0.12% | Distributing | N/A |
| Class IE | 0.35% | 0.12% | Distributing | N/A |
| Class IEH | 0.35% | 0.12% | Distributing | N/A |
| Class K | 0.35% | 0.12% | Accumulating | N/A |
| Class KH | 0.35% | 0.12% | Accumulating | N/A |
| Class K1 | 0.35% | 0.12% | Accumulating | N/A |
| Class K1H | 0.35% | 0.12% | Accumulating | N/A |
| Class K2 | 0.35% | 0.12% | Accumulating | N/A |
| Class K2H | 0.35% | 0.12% | Accumulating | N/A |
| Class K3 | 0.35% | 0.12% | Accumulating | N/A |
| Class K3H | 0.35% | 0.12% | Accumulating | N/A |
| Class Z | 0.00% | 0.00% | Accumulating | N/A |
| Class ZH | 0.00% | 0.00% | Accumulating | N/A |
| Class ZB | 0.00% | 0.00% | Distributing | N/A |
| Class ZBH | 0.00% | 0.00% | Distributing | N/A |

See Section 3.1 for a more detailed description of all Fees and Expenses.

g) Robeco Financial Institutions Bonds

Investment policy

Objective The Sub-fund aims to provide long term capital growth while at the same time promoting certain ESG (i.e. Environmental, Social and corporate Governance) characteristics and integrating sustainability risks in the investment process.

Strategy The Sub-fund invests primarily (at least 70% of its total assets) in subordinated non-government bonds and similar non-government fixed income securities (contingent convertible bonds (also "CoCo" bonds) included) with a minimal rating of "BBB-" or equivalent by at least one of the recognized rating agencies, and which are issued by financial institutions, denominated in the EURO currency. The Sub-fund may continue to hold such non-government bonds and similar non-government fixed income securities even if they are subsequently downgraded.

The Sub-fund promotes environmental and/or social characteristics within the meaning of Article 8 of the Regulation (EU) 2019/2088 of 27 November 2019 on sustainability-related disclosures in the financial sector. The Sub-fund strives for economic results, while at the same time taking into account environmental, social and governance characteristics which are further explained in Appendix VIII.

The Sub-fund is actively managed and uses the Benchmark for asset allocation purposes. However, although securities may be components of the Benchmark, securities outside the Benchmark may be selected too. The Sub-fund can deviate substantially from the weightings of the Benchmark. The Management Company has discretion over the composition of the portfolio subject to the investment objectives. The Sub-fund aims to outperform the Benchmark over the long run, whilst still controlling relative risk through the applications of limits (on currencies and issuers) to the extent of deviation from the Benchmark. This will consequently limit the deviation of the performance relative to the Benchmark.

The Benchmark is a broad market weighted index that is not consistent with the environmental, social and governance characteristics promoted by the Sub-fund.

Financial Instruments and Investment Restrictions

The Sub-fund is allowed to invest in money market instruments, bank deposits (other than deposits at sight) and other eligible liquid assets for treasury purposes and in case of unfavourable market conditions.

The Sub-fund may hold up to 20% of its net assets in ancillary liquid assets (bank deposits at sight, such as cash held in current accounts). Under exceptionally unfavourable market conditions and if justified in the interest of the Shareholders, the Sub-fund may temporarily exceed the aforementioned limit for investment in ancillary liquid assets and other liquid instruments.

The Sub-fund may not invest more than:

- 10% of its total assets in equities or other participation rights (these holdings may only result from corporate actions and/or debt restructuring and not from direct investments by the Sub-fund) or in other UCIs and/or UCITS that may be managed by an Affiliated Entity;
- 25% of its total assets in convertible bonds (including up to 20% of its total assets in contingent convertible bonds (also "CoCo" bonds)); and
- one third of its total assets in money market instruments.

Exchange traded and over-the-counter derivatives are permitted, including but not limited to futures, swaps, options, currency forwards and/or combinations of the above. The Sub-fund may use derivatives for investment purposes as well as for hedging and efficient portfolio management.

The Sub-fund will not invest directly in equities (with the exception of equities which are received as a result of a corporate action and/or debt restructuring).

Currency The Sub-fund aims to align the currency exposure of the Sub-fund with the Benchmark including through the use of derivatives.

Profile of the typical Investor

The Sub-fund is suitable for Investors who seek ESG considerations to be integrated as binding element in the investment process, while still seeking optimum returns. It is also suitable for informed and/or experienced Investors wishing to attain defined investment objectives. The Sub-fund does not provide a capital guarantee. The Investor must be able to accept volatility. This Sub-fund is suitable for Investors

who can afford to set aside the capital for at least 3-5 years. It can accommodate the investment objective of capital growth, income and/or portfolio diversification.

Please note that such information is provided for reference only and Investors should consider their own circumstances, including without limitation, their own risk tolerance level, financial circumstance, investment objective etc., before making any investment decisions. If in doubt, Investors should seek professional advice.

Risk profile of the Sub-fund

The investments in bonds and debt instruments may involve risks (for example linked to the default of the issuers, downgrading, exchange rates, interest rates, liquidity and inflation). The Sub-fund's investments are subject to market fluctuations. No assurance can, therefore, be given that the Sub-fund's investment objective will be achieved. It cannot be guaranteed either that the value of a Share in the Sub-fund will not fall below its value at the time of acquisition.

The sustainability risk profile can be split into different sustainability risk sources and is expressed using categories ranging from lowest risk till highest risk. The risk classification relates to both the probability and potential negative impact of sustainability risk on the portfolio return. The classification relates to the portfolio only: there is no comparison to any benchmark.

Robeco distinguishes between sustainability risk of companies and governments. For companies, there is a total risk classification, a classification of environmental risks, a classification of social risks, and a classification of governance risk. The classifications are based on a variety of Environmental, Social, and Governance (ESG) issues provided by a third party that is specialized in the assessment of sustainability risks. The classification provides an indication of the probability and potential impact of an ESG event in the period of one year.

| <i>Company Risk</i> | ← <i>Lowest</i> | <i>Highest</i> → |
|-------------------------------|-----------------|------------------|
| Sustainability Risk (Overall) | | X |
| Environmental Risk | X | |
| Social Risk | | X |
| Governance Risk | | X |

Robeco makes use of a climate risk metric provided by a third party specialized in climate risk. Based on a 1.5-degrees decarbonization pathway, the potential impact of climate transition risk is estimated. This is a reflection of the potential decarbonization costs for the next 80 years, of which the heavy point is estimated to be approximately in 15 years. This impact on return is compared to the market risk profile of the Sub-fund and turned into risk classification.

| <i>Company Risk</i> | ← <i>Lowest</i> | <i>Highest</i> → |
|-------------------------|-----------------|------------------|
| Climate Transition Risk | X | |

Climate change leads to extreme weather events that may have a negative economic impact on investments. Based on a climate risk model provided by a third party specialized in climate risk, the physical risks that the portfolio is most vulnerable to are assessed. This Sub-fund's primary physical risks are (1) Extreme Heat, (2) Coastal Flooding, and (3) Tropical Cyclone.

Climate risk models are complex and surrounded by a high degree of uncertainty as result of assumptions and availability of data. As result, a change in the methodology may lead to a change in the risk classification. The climate risk model assesses the potential costs for decarbonizing for companies. Active policies and ambitions of companies are not taken into account contrary to the 'ESG' scores that focus on policies and ambitions.

Risk considerations for the Sub-fund Investors should note that, in addition to the above mentioned risks, the investment strategy and risks inherent to the Sub-fund are not typically encountered in traditional fixed income long only funds. The Sub-fund may use derivatives as part of its investment strategy and such investments are inherently volatile and the Sub-fund could potentially be exposed to additional risks and costs should the market move against it. The Sub-fund may also use derivatives to take short positions in some investments. Should the value of such investment increase, it will have a negative effect on the Sub-fund's value. In extreme market conditions, the Sub-fund may be faced with theoretically unlimited losses. Such extreme market conditions could mean that Investors could, in certain circumstances, face minimal or no returns, or may even suffer a loss on such investments. The portfolio may have significant exposure to less creditworthy and less liquid instrument types, such as high yield bonds and subordinated bonds: High yield bonds are by nature relatively less liquid. Subordinated bonds have a lower priority than other bonds of the issuer in case of liquidation during bankruptcy in the hierarchy of creditors.

The Sub-fund may invest in contingent convertible bonds. If the financial strength of a bond's issuer falls by a predetermined threshold, the bond may suffer substantial or total losses of capital.

The investment risk will be measured using quantitative techniques. The investment risk of using derivatives is also incorporated in these quantitative techniques. For more information regarding e.g. the exposure calculation method, the maximum leverage or the expected levels of leverage as a result of the use of derivatives as well as a brief explanation as to the basis for such calculation, please consult [APPENDIX III – RISK MANAGEMENT PROCESS](#).

Base currency EUR

Type of Currency Hedged Share Classes (H) NAV Hedge

Issue date 16 May 2011

| Share Classes | Management fee | Service fee | Type | Performance Fee portion |
|--------------------------|----------------|-------------|--------------|-------------------------|
| Regular share classes | | | | |
| Class AH | 1.30% | 0.16% | Accumulating | N/A |
| Class A1H | 1.30% | 0.16% | Distributing | N/A |
| Class BH | 0.80% | 0.16% | Distributing | N/A |
| Class BxH | 0.80% | 0.16% | Distributing | N/A |
| Class DH | 0.80% | 0.16% | Accumulating | N/A |
| Class ODH | 0.80% | 0.16% | Accumulating | N/A |
| Class D2H | 1.50% | 0.16% | Accumulating | N/A |
| Class D3H | 1.50% | 0.16% | Distributing | N/A |
| Class EH | 0.80% | 0.16% | Distributing | N/A |
| Class MH | 1.00% | 0.16% | Accumulating | N/A |
| Class M2 | 2.50% | 0.16% | Accumulating | N/A |
| Class M2H | 1.75% | 0.16% | Accumulating | N/A |
| Class M3 | 2.50% | 0.16% | Distributing | N/A |
| Class M3H | 1.75% | 0.16% | Distributing | N/A |
| Privileged share classes | | | | |
| Class C | 0.40% | 0.16% | Distributing | N/A |
| Class CH | 0.40% | 0.16% | Distributing | N/A |
| Class Cx | 0.40% | 0.16% | Distributing | N/A |
| Class CxH | 0.40% | 0.16% | Distributing | N/A |
| Class F | 0.40% | 0.16% | Accumulating | N/A |
| Class FH | 0.40% | 0.16% | Accumulating | N/A |
| Class OFH | 0.40% | 0.16% | Accumulating | N/A |
| Class G | 0.40% | 0.16% | Distributing | N/A |
| Class GH | 0.40% | 0.16% | Distributing | N/A |
| Class S | 0.40% | 0.16% | Accumulating | N/A |
| Class SH | 0.40% | 0.16% | Accumulating | N/A |

| Institutional share classes | | | | |
|-----------------------------|-------|-------|--------------|-----|
| Class IH | 0.40% | 0.12% | Accumulating | N/A |
| Class OIH | 0.40% | 0.12% | Accumulating | N/A |
| Class IB | 0.40% | 0.12% | Distributing | N/A |
| Class IBx | 0.40% | 0.12% | Distributing | N/A |
| Class IBH | 0.40% | 0.12% | Distributing | N/A |
| Class IBxH | 0.40% | 0.12% | Distributing | N/A |
| Class IE | 0.40% | 0.12% | Distributing | N/A |
| Class IEH | 0.40% | 0.12% | Distributing | N/A |
| Class IExH | 0.40% | 0.12% | Distributing | N/A |
| Class K | 0.40% | 0.12% | Accumulating | N/A |
| Class KH | 0.40% | 0.12% | Accumulating | N/A |
| Class K1 | 0.40% | 0.12% | Accumulating | N/A |
| Class K1H | 0.40% | 0.12% | Accumulating | N/A |
| Class K2 | 0.40% | 0.12% | Accumulating | N/A |
| Class K2H | 0.40% | 0.12% | Accumulating | N/A |
| Class K3 | 0.40% | 0.12% | Accumulating | N/A |
| Class K3H | 0.40% | 0.12% | Accumulating | N/A |
| Class Y | 0.40% | 0.12% | Accumulating | N/A |
| Class YE | 0.40% | 0.12% | Distributing | N/A |
| Class ZH | 0.00% | 0.00% | Accumulating | N/A |
| Class Z2H | 0.00% | 0.00% | Accumulating | N/A |
| Class ZB | 0.00% | 0.00% | Distributing | N/A |
| Class ZBH | 0.00% | 0.00% | Distributing | N/A |
| Class ZEH | 0.00% | 0.00% | Distributing | N/A |

See Section 3.1 for a more detailed description of all Fees and Expenses.

h) Robeco US Green Bonds

Investment
policy

Objective The Sub-fund has as its sustainable investment objective to finance or re-finance in part or in full new and/or existing environmentally-friendly projects by investing in USD-denominated Green Bonds, while at the same time aiming to provide long term capital growth. The portfolio is managed against the Bloomberg MSCI US Green Bond Index.

Strategy The Sub-fund invests at least two-thirds of its total assets in USD-denominated Green Bonds with a minimal rating of "BBB-" or equivalent by at least one of the recognized rating agencies. Green Bonds are bonds that are recognized as such by external sources and which proceeds are used to finance or re-finance in part or in full new and / or existing environmentally-friendly projects. RIAM's Green Bonds selection is based on the internally developed framework, about which more information can be obtained via the website <https://www.robeco.com/si>.

The Sub-fund has sustainable investment as its objective, within the meaning of Article 9 of the Regulation (EU) 2019/2088 of 27 November 2019 on sustainability-related disclosures in the financial sector. The Sub-fund strives for economic results and pursues environmental, social and governance objectives.

The Sub-fund is actively managed and uses the Benchmark for asset allocation purposes. However, although securities may be components of the Benchmark, securities outside the Benchmark may be selected too. The Sub-fund can deviate substantially from the weightings of the Benchmark. The Management Company has discretion over the composition of the portfolio subject to the investment objectives. The Sub-fund aims to outperform the Benchmark over the long run, whilst still controlling relative risk through the applications of limits (on currencies and issuers) to the extent of deviation from the Benchmark. This will consequently limit the deviation of the performance relative to the Benchmark.

The Benchmark is aligned with the sustainable investment objective of the Sub-fund by applying clearly defined rules for classifying Green Bonds.

*Financial
Instruments and
Investment
Restrictions*

The Sub-fund is allowed to invest in money market instruments, bank deposits (other than deposits at sight) and other eligible liquid assets for treasury purposes and in case of unfavourable market conditions.

The Sub-fund may hold up to 20% of its net assets in ancillary liquid assets (bank deposits at sight, such as cash held in current accounts). Under exceptionally unfavourable market conditions and if justified in the interest of the Shareholders, the Sub-fund may temporarily exceed the aforementioned limit for investment in ancillary liquid assets and other liquid instruments.

The Sub-fund will invest in financial derivative instruments for hedging, liquidity management (including the usage to manage currency and duration exposures in a cost-effective manner) and optimal portfolio management purposes, but also to actively take positions in the global bond, money market, interest rates and currency markets.

In case the Sub-fund uses derivatives for other purposes than duration and/or currency adjustments and/or inflation adjustments, the underlying of such investments respects the investment policy.

The buying or selling of the following exchange traded and over-the-counter derivatives are permitted: bond and FX futures, interest rate swaps and currency forwards.

The Sub-fund may invest up to 10% of its net assets in onshore debt securities issued within the PRC through Bond Connect.

The Sub-fund may not invest more than:

- 10% of its total assets in equities or other participation rights (these holdings may only result from corporate actions and/or debt restructuring and not from direct investments by the Sub-fund) or in other UCIs and/or UCITS that may be managed by an Affiliated Entity;
- 25% of its total assets in convertible bonds; and
- one third of its total assets in money market instruments.

The Sub-fund will not invest directly in:

- equities (with the exception of equities which are received as a result of a corporate action and/or debt restructuring), or
- options, or
- swaptions.

Currency The Sub-fund aims to align the currency exposure of the Sub-fund with the Benchmark including through the use of derivatives.

Profile of the typical Investor The Sub-fund is suitable for Investors who want their investment to fully contribute to a sustainable objective. It is also suitable for informed and/or experienced Investors wishing to attain defined investment objectives. The Sub-fund does not provide a capital guarantee. The Investor must be able to accept moderate volatility. This Sub-fund is suitable for Investors who can afford to set aside the capital for at least 3-5 years. It can accommodate the investment objective of capital growth, income and/or portfolio diversification.

Please note that such information is provided for reference only and Investors should consider their own circumstances, including without limitation, their own risk tolerance level, financial circumstance, investment objective etc., before making any investment decisions. If in doubt, Investors should seek professional advice.

Risk profile of the Sub-fund The investments in bonds and debt instruments may involve risks (for example linked to the default of the issuers, downgrading, exchange rates, interest rates, liquidity and inflation). The Sub-fund's investments are subject to market fluctuations. No assurance can, therefore, be given that the Sub-fund's investment objective will be achieved. It cannot be guaranteed either that the value of a Share in the Sub-fund will not fall below its value at the time of acquisition.

The sustainability risk profile can be split into different sustainability risk sources and is expressed using categories ranging from lowest risk till highest risk. The risk classification relates to both the probability and potential negative impact of sustainability risk on the portfolio return. The classification relates to the portfolio only: there is no comparison to any benchmark.

Robeco distinguishes between sustainability risk of companies and governments. For companies, there is a total risk classification, a classification of environmental risks, a classification of social risks, and a classification of governance risk. The classifications are based on a variety of Environmental, Social, and Governance (ESG) issues provided by a third party that is specialized in the assessment of sustainability risks. The classification provides an indication of the probability and potential impact of an ESG event in the period of one year.

| <i>Company Risk</i> | ← <i>Lowest</i> | <i>Highest</i> → |
|-------------------------------|-----------------|------------------|
| Sustainability Risk (Overall) | | X |
| Environmental Risk | X | |
| Social Risk | | X |
| Governance Risk | | X |

For investments in government bonds, there is a total sustainability risk classification, a classification of environmental risk, a classification of social risk, and a classification of governance risk. The classifications are based on an internal sustainability risk metric for country sustainability risk. These indicators are based on a fixed set of Environmental, Social, and Governance criteria. The classification provides an indication of the probability and potential impact of at least one year.

| <i>Government Risk</i> | ← <i>Lowest</i> | <i>Highest</i> → |
|-------------------------------|-----------------|------------------|
| Sustainability Risk (Overall) | X | |
| Environmental Risk | X | |
| Social Risk | X | |

Governance Risk X

Robeco makes use of a climate risk metric provided by a third party specialized in climate risk. Based on a 1.5-degrees decarbonization pathway, the potential impact of climate transition risk is estimated. This is a reflection of the potential decarbonization costs for the next 80 years, of which the heavy point is estimated to be approximately in 15 years. This impact on return is compared to the market risk profile of the Sub-fund and turned into risk classification.

Company Risk ← Lowest Highest →
Climate Transition Risk X

Climate change leads to extreme weather events that may have a negative economic impact on investments. Based on a climate risk model provided by a third party specialized in climate risk, the physical risks that the portfolio is most vulnerable to are assessed. This Sub-fund's primary physical risks are (1) Coastal Flooding, (2) Extreme Heat, and (3) Tropical Cyclone.

Climate risk models are complex and surrounded by a high degree of uncertainty as result of assumptions and availability of data. As result, a change in the methodology may lead to a change in the risk classification. The climate risk model assesses the potential costs for decarbonizing for companies. Active policies and ambitions of companies are not taken into account contrary to the 'ESG' scores that focus on policies and ambitions.

Risk considerations for the Sub-fund

Investors should note that, in addition to the above mentioned risks, the investment strategy and risks inherent to the Sub-fund are not typically encountered in traditional fixed income long only funds. The Sub-fund may use derivatives for efficient portfolio management- and hedging purposes. Such investments are inherently volatile and the Sub-fund could potentially be exposed to additional risks and costs should the market move against it. The Sub-fund may also use derivatives to take short positions in some investments. Should the value of such investment increase, it will have a negative effect on the Sub-fund's value. In extreme market conditions, the Sub-fund may be faced with theoretically unlimited losses. Such extreme market conditions could mean that Investors could, in certain circumstances, face minimal or no returns, or may even suffer a loss on such investments.

The investment risk will be measured using quantitative techniques. The investment risk of using derivatives is also incorporated in these quantitative techniques. For more information regarding e.g. the exposure calculation method, the maximum leverage or the expected levels of leverage as a result of the use of derivatives as well as a brief explanation as to the basis for such calculation, please consult [APPENDIX III – RISK MANAGEMENT PROCESS](#)

Base currency USD

Type of Currency NAV Hedge
Hedged Share
Classes (H)

Issue date 27 July 2021

| Share Classes | Management fee | Service fee | Type | Performance Fee portion |
|-----------------------|----------------|-------------|--------------|-------------------------|
| Regular share classes | | | | |
| Class A | 1.00% | 0.16% | Accumulating | N/A |
| Class AH | 1.00% | 0.16% | Accumulating | N/A |
| Class B | 0.60% | 0.16% | Distributing | N/A |
| Class BH | 0.60% | 0.16% | Distributing | N/A |
| Class Bx | 0.60% | 0.16% | Distributing | N/A |
| Class BxH | 0.60% | 0.16% | Distributing | N/A |
| Class D | 0.60% | 0.16% | Accumulating | N/A |
| Class DH | 0.60% | 0.16% | Accumulating | N/A |
| Class D2 | 1.50% | 0.16% | Accumulating | N/A |

| | | | | |
|-----------------------------|-------|-------|--------------|-----|
| Class D2H | 1.50% | 0.16% | Accumulating | N/A |
| Class D3 | 1.50% | 0.16% | Distributing | N/A |
| Class D3H | 1.50% | 0.16% | Distributing | N/A |
| Class E | 0.60% | 0.16% | Distributing | N/A |
| Class EH | 0.60% | 0.16% | Distributing | N/A |
| Class M | 1.25% | 0.16% | Accumulating | N/A |
| Class MH | 1.25% | 0.16% | Accumulating | N/A |
| Class M2 | 2.50% | 0.16% | Accumulating | N/A |
| Class M2H | 2.50% | 0.16% | Accumulating | N/A |
| Class M3 | 2.50% | 0.16% | Distributing | N/A |
| Class M3H | 2.50% | 0.16% | Distributing | N/A |
| Privileged share classes | | | | |
| Class C | 0.25% | 0.16% | Distributing | N/A |
| Class CH | 0.25% | 0.16% | Distributing | N/A |
| Class Cx | 0.25% | 0.16% | Distributing | N/A |
| Class CxH | 0.25% | 0.16% | Distributing | N/A |
| Class F | 0.25% | 0.16% | Accumulating | N/A |
| Class FH | 0.25% | 0.16% | Accumulating | N/A |
| Class G | 0.25% | 0.16% | Distributing | N/A |
| Class GH | 0.25% | 0.16% | Distributing | N/A |
| Class S | 0.15% | 0.16% | Accumulating | N/A |
| Class SH | 0.15% | 0.16% | Accumulating | N/A |
| Class SEH | 0.15% | 0.16% | Distributing | N/A |
| Institutional share classes | | | | |
| Class I | 0.30% | 0.12% | Accumulating | N/A |
| Class IH | 0.30% | 0.12% | Accumulating | N/A |
| Class IB | 0.30% | 0.12% | Distributing | N/A |
| Class IBx | 0.30% | 0.12% | Distributing | N/A |
| Class IBH | 0.30% | 0.12% | Distributing | N/A |
| Class IBxH | 0.30% | 0.12% | Distributing | N/A |
| Class IE | 0.30% | 0.12% | Distributing | N/A |
| Class IEH | 0.30% | 0.12% | Distributing | N/A |
| Class K | 0.30% | 0.12% | Accumulating | N/A |
| Class KH | 0.30% | 0.12% | Accumulating | N/A |
| Class KE | 0.30% | 0.12% | Distributing | N/A |
| Class KEH | 0.30% | 0.12% | Distributing | N/A |
| Class K1 | 0.30% | 0.12% | Accumulating | N/A |
| Class K1H | 0.30% | 0.12% | Accumulating | N/A |
| Class K2 | 0.30% | 0.12% | Accumulating | N/A |
| Class K2H | 0.30% | 0.12% | Accumulating | N/A |
| Class K3 | 0.30% | 0.12% | Accumulating | N/A |
| Class K3H | 0.30% | 0.12% | Accumulating | N/A |
| Class Z | 0.00% | 0.00% | Accumulating | N/A |
| Class ZH | 0.00% | 0.00% | Accumulating | N/A |
| Class Z2 | 0.00% | 0.00% | Accumulating | N/A |
| Class Z2H | 0.00% | 0.00% | Accumulating | N/A |

See Section 3.1 for a more detailed description of all Fees and Expenses.

i) Robeco Euro SDG Short Duration Bonds

Investment
policy

Objective The Sub-fund aims to provide long term capital growth while at the same time promoting certain ESG (i.e. Environmental, Social and corporate Governance) characteristics and integrating sustainability risks in the investment process.

Strategy The Sub-fund invests at least two-thirds of its total assets in bonds, asset backed securities and other fixed income securities, denominated in the EURO currency, with a minimal rating of "BBB-" or equivalent by at least one of the recognized rating agencies.

The Sub-fund promotes environmental and/or social characteristics within the meaning of Article 8 of the Regulation (EU) 2019/2088 of 27 November 2019 on sustainability-related disclosures in the financial sector. The Sub-fund strives for economic results, while at the same time taking into account environmental, social and governance characteristics which are further explained in Appendix VIII.

The Sub-fund takes explicitly into account the contribution of a company to the United Nations Sustainable Development Goals (SDG). The portfolio is built on the basis of the eligible investment universe and an internally developed SDG framework for mapping and measuring SDG contributions, about which more information can be obtained via the website <https://www.robeco.com/en-int/sustainable-investing/sdgs>. The Sub-fund also has the ability to have an active dialogue with the invested companies to motivate these companies to improve their contribution to the United Nations Sustainable Development Goals (SDG). It does however not intend to acquire a large percentage of outstanding securities with the purpose of enabling the Sub-fund to significantly influence the management of the invested companies. Next to advancing the SDGs the Sub-fund also takes into account environmental, social and governance characteristics which are further explained in Appendix VIII.

The Sub-fund is actively managed and uses the Benchmark for asset allocation purposes. However, although bonds may be components of the Benchmark, bonds outside the Benchmark may be selected too. The Sub-fund can deviate substantially from the weightings of the Benchmark. No minimum for bonds that are components of the Benchmark shall apply. The Management Company has discretion over the composition of the portfolio subject to the investment objectives. The Sub-fund aims to outperform the Benchmark over the long run, whilst still controlling relative risk through the applications of limits (on currencies and issuers) to the extent of deviation from the Benchmark. This will consequently limit the deviation of the performance relative to the Benchmark.

The Benchmark is a broad market weighted index that is not consistent with the environmental, social and governance characteristics promoted by the Sub-fund.

Financial Instruments and Investment Restrictions The Sub-fund is allowed to invest in money market instruments, bank deposits (other than deposits at sight) and other eligible liquid assets for treasury purposes and in case of unfavourable market conditions.

The Sub-fund may hold up to 20% of its net assets in ancillary liquid assets (bank deposits at sight, such as cash held in current accounts). Under exceptionally unfavourable market conditions and if justified in the interest of the Shareholders, the Sub-fund may temporarily exceed the aforementioned limit for investment in ancillary liquid assets and other liquid instruments.

The Sub-fund will invest in financial derivative instruments for hedging and optimal portfolio management purposes but also to actively take positions in the global bond and money markets.

In case the Sub-fund uses derivatives for other purposes than duration and/or inflation adjustments, the underlying of such investments respects the investment policy.

The Sub-fund may not invest more than:

- 20% of its total assets in asset backed securities;
- 10% in aggregate of its total assets in equities or other participation rights (these holdings may only result from corporate actions and/or debt restructuring and not from direct investments by the Sub-fund), or in other UCIs and/or UCITS that may be managed by an Affiliated Entity and/or Shares in Sub-funds of the Company; and
- 25% of its total assets in convertible bonds.

Exchange traded and over-the-counter derivatives are permitted, including but not limited to futures, swaps, options, currency forwards and/or combinations of the above. The Sub-fund may use derivatives for

investment purposes as well as for hedging and efficient portfolio management.

The Sub-fund will not invest directly in:

- equities (with the exception of equities which are received as a result of a corporate action and/or debt restructuring), or
- swaptions.

Currency The Sub-fund aims to align the currency exposure of the Sub-fund with the Benchmark including through the use of derivatives.

Profile of the typical Investor The Sub-fund is suitable for Investors who seek ESG considerations to be integrated as binding element in the investment process, while still seeking optimum returns. It is also suitable for informed and/or experienced Investors wishing to attain defined investment objectives. The Sub-fund does not provide a capital guarantee. The Investor must be able to accept moderate volatility. This Sub-fund is suitable for Investors who can afford to set aside the capital for at least 3-5 years. It can accommodate the investment objective of capital growth, income and/or portfolio diversification.

Please note that such information is provided for reference only and Investors should consider their own circumstances, including without limitation, their own risk tolerance level, financial circumstance, investment objective etc., before making any investment decisions. If in doubt, Investors should seek professional advice.

Risk profile of the Sub-fund The investments in bonds and debt instruments may involve risks (for example linked to the default of the issuers, downgrading, exchange rates, interest rates, liquidity and inflation). The Sub-fund's investments are subject to market fluctuations. No assurance can, therefore, be given that the Sub-fund's investment objective will be achieved. It cannot be guaranteed either that the value of a Share in the Sub-fund will not fall below its value at the time of acquisition.

The sustainability risk profile can be split into different sustainability risk sources and is expressed using categories ranging from lowest risk till highest risk. The risk classification relates to both the probability and potential negative impact of sustainability risk on the portfolio return. The classification relates to the portfolio only: there is no comparison to any benchmark.

Robeco distinguishes between sustainability risk of companies and governments. For companies, there is a total risk classification, a classification of environmental risks, a classification of social risks, and a classification of governance risk. The classifications are based on a variety of Environmental, Social, and Governance (ESG) issues provided by a third party that is specialized in the assessment of sustainability risks. The classification provides an indication of the probability and potential impact of an ESG event in the period of one year.

| <i>Company Risk</i> | <i>← Lowest</i> | <i>Highest →</i> |
|-------------------------------|-----------------|------------------|
| Sustainability Risk (Overall) | X | |
| Environmental Risk | X | |
| Social Risk | | X |
| Governance Risk | | X |

Robeco makes use of a climate risk metric provided by a third party specialized in climate risk. Based on a 1.5-degrees decarbonization pathway, the potential impact of climate transition risk is estimated. This is a reflection of the potential decarbonization costs for the next 80 years, of which the heavy point is estimated to be approximately in 15 years. This impact on return is compared to the market risk profile of the Sub-fund and turned into risk classification.

| <i>Company Risk</i> | <i>← Lowest</i> | <i>Highest →</i> |
|-------------------------|-----------------|------------------|
| Climate Transition Risk | X | |

Climate change leads to extreme weather events that may have a negative economic impact on investments. Based on a climate risk model provided by a third party specialized in climate risk, the physical

risks that the portfolio is most vulnerable to are assessed. This Sub-fund's primary physical risks are (1) Extreme Heat, (2) Coastal Flooding, and (3) Tropical Cyclone.

Climate risk models are complex and surrounded by a high degree of uncertainty as result of assumptions and availability of data. As result, a change in the methodology may lead to a change in the risk classification. The climate risk model assesses the potential costs for decarbonizing for companies. Active policies and ambitions of companies are not taken into account contrary to the 'ESG' scores that focus on policies and ambitions.

Risk considerations for the Sub-fund

Investors should note that, in addition to the above mentioned risks, the investment strategy and risks inherent to the Sub-fund are not typically encountered in traditional fixed income long only funds. The Sub-fund may use derivatives for efficient portfolio management- and hedging purposes. Such investments are inherently volatile and the Sub-fund could potentially be exposed to additional risks and costs should the market move against it. The Sub-fund may also use derivatives to take short synthetic positions in some investments. Should the value of such investment increase, it will have a negative effect on the Sub-fund's value. In extreme market conditions, the Sub-fund may be faced with theoretically unlimited losses. Such extreme market conditions could mean that Investors could, in certain circumstances, face minimal or no returns, or may even suffer a loss on such investments.

The investment risk will be measured using quantitative techniques. The investment risk of using derivatives is also incorporated in these quantitative techniques. For more information regarding e.g. the exposure calculation method, the maximum leverage or the expected levels of leverage as a result of the use of derivatives as well as a brief explanation as to the basis for such calculation, please consult APPENDIX III – RISK MANAGEMENT PROCESS.

Base currency EUR

Type of Currency Hedged Share Classes (H) NAV Hedge

Issue date 21 May 2024

| Share Classes | Management fee | Service fee | Type | Performance Fee portion |
|--------------------------|----------------|-------------|--------------|-------------------------|
| Regular share classes | | | | |
| Class A | 1.30% | 0.16% | Accumulating | N/A |
| Class AH | 1.30% | 0.16% | Accumulating | N/A |
| Class A1 | 1.30% | 0.16% | Distributing | N/A |
| Class A1H | 1.30% | 0.16% | Distributing | N/A |
| Class B | 0.50% | 0.16% | Distributing | N/A |
| Class BH | 0.50% | 0.16% | Distributing | N/A |
| Class Bx | 0.50% | 0.16% | Distributing | N/A |
| Class BxH | 0.50% | 0.16% | Distributing | N/A |
| Class D | 0.50% | 0.16% | Accumulating | N/A |
| Class DH | 0.50% | 0.16% | Accumulating | N/A |
| Class D2 | 0.50% | 0.16% | Accumulating | N/A |
| Class D2H | 0.50% | 0.16% | Accumulating | N/A |
| Class D3 | 1.50% | 0.16% | Distributing | N/A |
| Class D3H | 1.50% | 0.16% | Distributing | N/A |
| Class E | 0.50% | 0.16% | Distributing | N/A |
| Class EH | 0.50% | 0.16% | Distributing | N/A |
| Class M | 1.75% | 0.16% | Accumulating | N/A |
| Class MH | 1.75% | 0.16% | Accumulating | N/A |
| Class M2 | 2.50% | 0.16% | Accumulating | N/A |
| Class M2H | 2.50% | 0.16% | Accumulating | N/A |
| Class M3 | 2.50% | 0.16% | Distributing | N/A |
| Class M3H | 2.50% | 0.16% | Distributing | N/A |
| Privileged share classes | | | | |
| Class C | 0.25% | 0.16% | Distributing | N/A |
| Class CH | 0.25% | 0.16% | Distributing | N/A |

| | | | | |
|-----------------------------|-------|-------|--------------|-----|
| Class Cx | 0.25% | 0.16% | Distributing | N/A |
| Class CxH | 0.25% | 0.16% | Distributing | N/A |
| Class F | 0.25% | 0.16% | Accumulating | N/A |
| Class FH | 0.25% | 0.16% | Accumulating | N/A |
| Class G | 0.25% | 0.16% | Distributing | N/A |
| Class GH | 0.25% | 0.16% | Distributing | N/A |
| Class S | 0.25% | 0.16% | Accumulating | N/A |
| Class SH | 0.25% | 0.16% | Accumulating | N/A |
| Institutional share classes | | | | |
| Class I | 0.25% | 0.12% | Accumulating | N/A |
| Class IH | 0.25% | 0.12% | Accumulating | N/A |
| Class IB | 0.25% | 0.12% | Distributing | N/A |
| Class IBH | 0.25% | 0.12% | Distributing | N/A |
| Class IBx | 0.25% | 0.12% | Distributing | N/A |
| Class IBxH | 0.25% | 0.12% | Distributing | N/A |
| Class IE | 0.25% | 0.12% | Distributing | N/A |
| Class IEH | 0.25% | 0.12% | Distributing | N/A |
| Class K | 0.25% | 0.12% | Accumulating | N/A |
| Class KH | 0.25% | 0.12% | Accumulating | N/A |
| Class K1 | 0.25% | 0.12% | Accumulating | N/A |
| Class K1H | 0.25% | 0.12% | Accumulating | N/A |
| Class K2 | 0.25% | 0.12% | Accumulating | N/A |
| Class K2H | 0.25% | 0.12% | Accumulating | N/A |
| Class K3 | 0.25% | 0.12% | Accumulating | N/A |
| Class K3H | 0.25% | 0.12% | Accumulating | N/A |
| Class Z | 0.00% | 0.00% | Accumulating | N/A |
| Class ZH | 0.00% | 0.00% | Accumulating | N/A |
| Class ZB | 0.00% | 0.00% | Distributing | N/A |
| Class ZBH | 0.00% | 0.00% | Distributing | N/A |

See Section 3.1 for a more detailed description of all Fees and Expenses.

j) Robeco Climate Euro Credits

Investment policy

Objective The Sub-fund has as its sustainable investment objective to contribute to keeping the maximum global temperature rise well-below 2°C by reducing the Carbon footprint of the portfolio, while at the same time aiming to provide long term capital growth. The reduction objective of the Carbon footprint will be aligned with the Solactive Euro Corporate IG PAB Index.

Strategy The Sub-fund invests at least two-thirds of its total assets in EURO-denominated non-government bonds (which may include contingent convertible bonds (also "CoCo" bonds) and similar non-government fixed income securities and asset backed securities).

The Sub-fund has sustainable investment as its objective, within the meaning of Article 9 of the Regulation (EU) 2019/2088 of 27 November 2019 on sustainability-related disclosures in the financial sector. The Sub-fund strives for economic results, while at the same time pursuing sustainable investment objectives which are further explained in **Appendix VIII**.

The Sub-fund is actively managed against a Benchmark that is consistent with the sustainable investment objectives pursued by the Sub-fund. It aims to align with the Paris Agreement requirements on greenhouse gas emission reduction. For corporate bonds, the Benchmark aims to represent the performance of an investment strategy that is aligned with the technical standards for EU Paris-aligned Benchmarks in areas such as exclusions and carbon reduction objectives. The Benchmark differs from a broad market index in that the latter does not take into account in its methodology any criteria for alignment with the Paris Agreement on greenhouse gas emission reduction and related exclusions.

Financial Instruments and Investment Restrictions The Sub-fund is allowed to invest in money market instruments, bank deposits (other than deposits at sight) and other eligible liquid assets for treasury purposes and in case of unfavourable market conditions.

The Sub-fund may hold up to 20% of its net assets in ancillary liquid assets (bank deposits at sight, such as cash held in current accounts). Under exceptionally unfavourable market conditions and if justified in the interest of the Shareholders, the Sub-fund may temporarily exceed the aforementioned limit for investment in ancillary liquid assets and other liquid instruments.

The Sub-fund may not invest more than:

- 20% of its total assets in asset backed securities;
- 10% of its total assets in equities or other participation rights (these holdings may only result from corporate actions and/or debt restructuring and not from direct investments by the Sub-fund) or in other UCIs and/or UCITS that may be managed by an Affiliated Entity and/or Shares in Sub-funds of the Company;
- 25% of its total assets in convertible bonds, including up to 20% of its total assets in contingent convertible bonds (also "CoCo" bonds); and
- one third of its total assets in money market instruments.

Exchange traded and over-the-counter derivatives are permitted, including but not limited to futures, swaps, options, currency forwards and/or combinations of the above. The Sub-fund may use derivatives for investment purposes as well as for hedging and efficient portfolio management.

The Sub-fund will not invest directly in equities (with the exception of equities which are received as a result of a corporate action and/or debt restructuring).

Currency The Sub-fund aims to align the currency exposure of the Sub-fund with the Benchmark including through the use of derivatives.

Profile of the typical Investor

The Sub-fund is suitable for Investors who want their investment to fully contribute to a sustainable objective. It is also suitable for informed and/or experienced Investors wishing to attain defined investment objectives. The Sub-fund does not provide a capital guarantee. The Investor must be able to accept volatility. This Sub-fund is suitable for Investors who can afford to set aside the capital for at least 3-5 years. It can accommodate the investment objective of capital growth, income and/or portfolio diversification.

Please note that such information is provided for reference only and Investors should consider their own

circumstances, including without limitation, their own risk tolerance level, financial circumstance, investment objective etc., before making any investment decisions. If in doubt, Investors should seek professional advice.

Risk profile of the Sub-fund

The investments in bonds and debt instruments may involve risks (for example linked to the default of the issuers, downgrading, exchange rates, interest rates, liquidity and inflation). The Sub-fund's investments are subject to market fluctuations. No assurance can, therefore, be given that the Sub-fund's investment objective will be achieved. It cannot be guaranteed either that the value of a Share in the Sub-fund will not fall below its value at the time of acquisition.

The sustainability risk profile can be split into different sustainability risk sources and is expressed using categories ranging from lowest risk till highest risk. The risk classification relates to both the probability and potential negative impact of sustainability risk on the portfolio return. The classification relates to the portfolio only: there is no comparison to any benchmark.

Robeco distinguishes between sustainability risk of companies and governments. For companies, there is a total risk classification, a classification of environmental risks, a classification of social risks, and a classification of governance risk. The classifications are based on a variety of Environmental, Social, and Governance (ESG) issues provided by a third party that is specialized in the assessment of sustainability risks. The classification provides an indication of the probability and potential impact of an ESG event in the period of one year.

| <i>Company Risk</i> | ← Lowest | Highest → |
|-------------------------------|----------|-----------|
| Sustainability Risk (Overall) | | X |
| Environmental Risk | X | |
| Social Risk | | X |
| Governance Risk | | X |

Robeco makes use of a climate risk metric provided by a third party specialized in climate risk. Based on a 1.5-degrees decarbonization pathway, the potential impact of climate transition risk is estimated. This is a reflection of the potential decarbonization costs for the next 80 years, of which the heavy point is estimated to be approximately in 15 years. This impact on return is compared to the market risk profile of the Sub-fund and turned into risk classification.

| <i>Company Risk</i> | ← Lowest | Highest → |
|-------------------------|----------|-----------|
| Climate Transition Risk | X | |

Climate change leads to extreme weather events that may have a negative economic impact on investments. Based on a climate risk model provided by a third party specialized in climate risk, the physical risks that the portfolio is most vulnerable to are assessed. This Sub-fund's primary physical risks are (1) Extreme Heat, (2) Coastal Flooding, and (3) Tropical Cyclone.

Climate risk models are complex and surrounded by a high degree of uncertainty as result of assumptions and availability of data. As result, a change in the methodology may lead to a change in the risk classification. The climate risk model assesses the potential costs for decarbonizing for companies. Active policies and ambitions of companies are not taken into account contrary to the 'ESG' scores that focus on policies and ambitions.

Risk considerations for the Sub-fund

Investors should note that, in addition to the above mentioned risks, the investment strategy and risks inherent to the Sub-fund are not typically encountered in traditional fixed income long only funds. The Sub-fund may use derivatives for efficient portfolio management- and hedging purposes. Such investments are inherently volatile and the Sub-fund could potentially be exposed to additional risks and costs should the market move against it. The Sub-fund may also use derivatives to take short synthetic positions in some investments. Should the value of such investment increase, it will have a

negative effect on the Sub-fund's value. In extreme market conditions, the Sub-fund may be faced with theoretically unlimited losses. Such extreme market conditions could mean that Investors could, in certain circumstances, face minimal or no returns, or may even suffer a loss on such investments.

The investment risk will be measured using quantitative techniques. The investment risk of using derivatives is also incorporated in these quantitative techniques. For more information regarding e.g. the exposure calculation method, the maximum leverage or the expected levels of leverage as a result of the use of derivatives as well as a brief explanation as to the basis for such calculation, please consult APPENDIX III – RISK MANAGEMENT PROCESS.

Base currency EUR

Type of Currency Hedged Share Classes (H) NAV Hedge

Issue date To be determined by the Company

| Share Classes | Management fee | Service fee | Type | Performance Fee portion |
|------------------------------------|----------------|-------------|--------------|-------------------------|
| Regular share classes | | | | |
| Class A | 1.30% | 0.16% | Accumulating | N/A |
| Class AH | 1.30% | 0.16% | Accumulating | N/A |
| Class A1 | 1.30% | 0.16% | Distributing | N/A |
| Class A1H | 1.30% | 0.16% | Distributing | N/A |
| Class B | 0.80% | 0.16% | Distributing | N/A |
| Class BH | 0.80% | 0.16% | Distributing | N/A |
| Class Bx | 0.80% | 0.16% | Distributing | N/A |
| Class BxH | 0.80% | 0.16% | Distributing | N/A |
| Class D | 0.80% | 0.16% | Accumulating | N/A |
| Class DH | 0.80% | 0.16% | Accumulating | N/A |
| Class D2 | 1.50% | 0.16% | Accumulating | N/A |
| Class D2H | 1.50% | 0.16% | Accumulating | N/A |
| Class D3 | 1.50% | 0.16% | Distributing | N/A |
| Class D3H | 1.50% | 0.16% | Distributing | N/A |
| Class E | 0.80% | 0.16% | Distributing | N/A |
| Class EH | 0.80% | 0.16% | Distributing | N/A |
| Class M | 1.75% | 0.16% | Accumulating | N/A |
| Class MH | 1.75% | 0.16% | Accumulating | N/A |
| Class M2 | 2.50% | 0.16% | Accumulating | N/A |
| Class M2H | 2.50% | 0.16% | Accumulating | N/A |
| Class M3 | 2.50% | 0.16% | Distributing | N/A |
| Class M3H | 2.50% | 0.16% | Distributing | N/A |
| Privileged share classes | | | | |
| Class C | 0.40% | 0.16% | Distributing | N/A |
| Class CH | 0.40% | 0.16% | Distributing | N/A |
| Class Cx | 0.40% | 0.16% | Distributing | N/A |
| Class CxH | 0.40% | 0.16% | Distributing | N/A |
| Class F | 0.40% | 0.16% | Accumulating | N/A |
| Class FH | 0.40% | 0.16% | Accumulating | N/A |
| Class G | 0.40% | 0.16% | Distributing | N/A |
| Class GH | 0.40% | 0.16% | Distributing | N/A |
| Class S | 0.40% | 0.16% | Accumulating | N/A |
| Class SH | 0.40% | 0.16% | Accumulating | N/A |
| Institutional share classes | | | | |
| Class I | 0.40% | 0.12% | Accumulating | N/A |
| Class IH | 0.40% | 0.12% | Accumulating | N/A |
| Class IB | 0.40% | 0.12% | Distributing | N/A |
| Class IBH | 0.40% | 0.12% | Distributing | N/A |

| | | | | |
|-----------|-------|-------|--------------|-----|
| Class IE | 0.40% | 0.12% | Distributing | N/A |
| Class IEH | 0.40% | 0.12% | Distributing | N/A |
| Class K | 0.40% | 0.12% | Accumulating | N/A |
| Class KH | 0.40% | 0.12% | Accumulating | N/A |
| Class K1 | 0.40% | 0.12% | Accumulating | N/A |
| Class K1H | 0.40% | 0.12% | Accumulating | N/A |
| Class K2 | 0.40% | 0.12% | Accumulating | N/A |
| Class K2H | 0.40% | 0.12% | Accumulating | N/A |
| Class K3 | 0.40% | 0.12% | Accumulating | N/A |
| Class K3H | 0.40% | 0.12% | Accumulating | N/A |
| Class Z | 0.00% | 0.00% | Accumulating | N/A |
| Class ZH | 0.00% | 0.00% | Accumulating | N/A |
| Class ZB | 0.00% | 0.00% | Distributing | N/A |
| Class ZBH | 0.00% | 0.00% | Distributing | N/A |

See Section 3.1 for a more detailed description of all Fees and Expenses.

6. Asset Allocation Sub-funds

a) Robeco Sustainable Income Allocation

Investment policy

Objective The aim of the Sub-fund is to achieve long-term capital growth whilst maintaining a consistent level of income by using asset allocation strategies and taking global exposure to asset classes such as equities, bonds, deposits, Alternative Investments and/or other generally accepted asset classes. At the same time the Sub-fund is promoting certain ESG (i.e. Environmental, Social and corporate Governance) characteristics and integrating sustainability risks in the investment process.

Strategy Besides investing at least 90% of its net assets directly in equities, bonds, debt instruments, money market instruments, deposits, certificates and financial derivative instruments, the Sub-fund can invest in other UCIs/UCITS, including other UCIs/UCITS that are managed by an Affiliated Entity, that can invest in equities, bonds, deposits and other fixed income securities, money market investments, Alternative Investments and other generally accepted asset classes with a maximum of 10% to achieve the investment goals of the Sub-fund.

The Sub-fund may invest in debt instruments and/or certificates, correlated with changes in commodities (including precious metals).

Sustainability means striving to achieve economic success, while at the same time considering environmental, social and governance criteria.

The Sub-fund is allowed to invest in money market instruments, bank deposits (other than deposits at sight) and other eligible liquid assets for treasury purposes and in case of unfavourable market conditions.

For the purpose of gaining exposure to shares of companies of the People's Republic of China ("PRC") listed in China, the Sub-fund may invest up to 10% of its net assets in China A-shares (via QFI and/or Stock Connect programmes) and China B-shares issued by companies in the PRC and listed on PRC stock exchanges. At least one month's prior notice will be given to Investors if the Sub-fund intends to invest more than 10% of its net assets in China A-shares and China B-shares and the Prospectus will be updated accordingly.

The Sub-fund may not invest more than:

- 10% of its total assets in asset backed securities and mortgage-backed securities; and
- 20% of its total assets in convertible bonds (including up to 10% of its total assets in contingent convertible bonds (also "CoCo" bonds).

The Sub-fund may invest up to 10% of its total assets in other UCIs and/or UCITS that may be managed by an Affiliated Entity and/or Shares in Sub-funds of the Company.

The Sub-fund promotes environmental and/or social characteristics within the meaning of Article 8 of the Regulation (EU) 2019/2088 of 27 November 2019 on sustainability-related disclosures in the financial sector. The Sub-fund strives for economic results, while at the same time taking into account environmental, social and governance characteristics which are further explained in Appendix VII. The asset allocation strategy is subject to the investment restrictions.

The Sub-fund is actively managed. The securities selected for the Sub-fund's investment universe may be components of the benchmark, but securities outside the benchmark may be selected too. The investment policy is not constrained by a benchmark but the Sub-fund uses a benchmark for comparison purposes. The Management Company has discretion over the composition of the portfolio subject to the investment objectives. The Sub-fund can deviate substantially from the issuer, country and sector weightings of the benchmark. The Sub-fund aims to outperform the benchmark over the long run, whilst still controlling relative risk through the applications of limits (on VaR Ratio) to the extent of deviation from the benchmark. This will consequently limit the deviation of the performance relative to the benchmark.

The benchmark is a broad market weighted index that is not consistent with the environmental, social and governance characteristics promoted by the Sub-fund.

Financial Instruments and Investment Restrictions Exchange traded and over-the-counter derivatives are permitted, including but not limited to futures, swaps (including Equity Swaps through TRS), contracts for differences, options, currency forwards and/or combinations of the above. The Sub-fund may use derivatives for investment purposes as well as for hedging and efficient portfolio management.

The Sub-fund may hold up to 20% of its net assets in ancillary liquid assets (bank deposits at sight, such as cash held in current accounts). Under exceptionally unfavourable market conditions and if justified in the interest of the Shareholders, the Sub-fund may temporarily exceed the aforementioned limit for investment in ancillary liquid assets and other liquid instruments.

Currency The Sub-fund aims to align the currency exposure of the Sub-fund (excluding active currency positions) with the benchmark including through the use of derivatives. The Sub-fund may take active currency positions including through the use of derivatives. The active currency positions may cause the Sub-fund to deviate from the weights of the respective currencies in the relevant benchmark.

Profile of the typical Investor This Sub-fund is suitable for Investors who seek ESG considerations to be integrated as binding element in the investment process, while still seeking optimum returns. It is also suitable for informed and/or experienced Investors wishing to attain defined investment objectives. The Sub-fund does not provide a capital guarantee. The Investor must be able to accept volatility. This Sub-fund is suitable for Investors who can afford to set aside the capital for at least 3-5 years. It can accommodate the investment objective of capital growth, income and/or portfolio diversification.

Please note that such information is provided for reference only and Investors should consider their own circumstances, including without limitation, their own risk tolerance level, financial circumstance, investment objective etc., before making any investment decisions. If in doubt, Investors should seek professional advice.

Risk profile of the Sub-fund The investments in equity, bonds and derivatives may involve risks (for example linked to transferable securities and stock markets and to the default of the issuers, exchange rates, interest rates, liquidity and inflation). The Sub-fund's investments are subject to market fluctuations. No assurance can, therefore, be given that the Sub-fund's investment objective will be achieved. It cannot be guaranteed either that the value of a Share in the Sub-fund will not fall below its value at the time of acquisition.

The sustainability risk profile can be split into different sustainability risk sources and is expressed using categories ranging from lowest risk till highest risk. The risk classification relates to both the probability and potential negative impact of sustainability risk on the portfolio return. The classification relates to the portfolio only: there is no comparison to any benchmark.

Robeco distinguishes between sustainability risk of companies and governments. For companies, there is a total risk classification, a classification of environmental risks, a classification of social risks, and a classification of governance risk. The classifications are based on a variety of Environmental, Social, and Governance (ESG) issues provided by a third party that is specialized in the assessment of sustainability risks. The classification provides an indication of the probability and potential impact of an ESG event in the period of one year.

| <i>Company Risk</i> | ← <i>Lowest</i> | <i>Highest</i> → |
|-------------------------------|-----------------|------------------|
| Sustainability Risk (Overall) | | X |
| Environmental Risk | X | |
| Social Risk | | X |
| Governance Risk | | X |

For investments in government bonds, there is a total sustainability risk classification, a classification of environmental risk, a classification of social risk, and a classification of governance risk. The classifications are based on an internal sustainability risk metric for country sustainability risk. These indicators are based on a fixed set of Environmental, Social, and Governance criteria. The classification provides an indication of the probability and potential impact of at least one year.

| <i>Government Risk</i> | ← <i>Lowest</i> | <i>Highest</i> → |
|-------------------------------|-----------------|------------------|
| Sustainability Risk (Overall) | X | |
| Environmental Risk | | X |
| Social Risk | X | |
| Governance Risk | X | |

Robeco makes use of a climate risk metric provided by a third party specialized in climate risk. Based on a 1.5-degrees decarbonization pathway, the potential impact of climate transition risk is estimated. This is a reflection of the potential decarbonization costs for the next 80 years, of which the heavy point is estimated to be approximately in 15 years. This impact on return is compared to the market risk profile of the Sub-fund and turned into risk classification.

| <i>Company Risk</i> | ← <i>Lowest</i> | <i>Highest</i> → |
|-------------------------|-----------------|------------------|
| Climate Transition Risk | | X |

Climate risk models are complex and surrounded by a high degree of uncertainty as result of assumptions and availability of data. As result, a change in the methodology may lead to a change in the risk classification. The climate risk model assesses the potential costs for decarbonizing for companies. Active policies and ambitions of companies are not taken into account contrary to the 'ESG' scores that focus on policies and ambitions.

Risk considerations for the Sub-fund

Investors should note that, in addition to the above mentioned risks, the investment strategy and risks inherent to the Sub-fund are not typically encountered in traditional long only funds. The Sub-fund uses cash, cash equivalents and derivatives as part of its investment strategy and such investments are inherently volatile and the Sub-fund is exposed to additional risks (e.g. counterparty risk and risks subject to the use of derivatives) and costs should the market move against it. The Sub-fund may also use derivatives to take short positions in some investments, e.g., the writing of a put option as part of a put spread strategy. Should the value of such investment increase, it will have a negative effect on the Sub-fund's value. In extreme market conditions, the Sub-fund may be faced with theoretically unlimited losses. Such extreme market conditions could mean that Investors could, in certain circumstances, face minimal or no returns, or may even suffer a loss on such investments.

The investment risk will be measured using quantitative techniques. The investment risk of using derivatives is also incorporated in these quantitative techniques. For more information, please consult [APPENDIX III – RISK MANAGEMENT PROCESS](#).

Base currency EUR

Type of Currency Hedged Share Classes (H) NAV Hedge

Issue date 15 March 2024

| Share Classes | Management fee | Service fee | Type | Performance Fee portion |
|------------------------------|----------------|-------------|--------------|-------------------------|
| Regular share classes | | | | |
| Class B | 1.00% | 0.16% | Distributing | N/A |
| Class BH | 1.00% | 0.16% | Distributing | N/A |
| Class Bx | 1.00% | 0.16% | Distributing | N/A |
| Class BxH | 1.00% | 0.16% | Distributing | N/A |
| Class D | 1.00% | 0.16% | Accumulating | N/A |
| Class DH | 1.00% | 0.16% | Accumulating | N/A |
| Class E | 1.00% | 0.16% | Distributing | N/A |

| | | | | |
|-----------------------------|-------|-------|--------------|-----|
| Class EH | 1.00% | 0.16% | Distributing | N/A |
| Privileged share classes | | | | |
| Class C | 0.50% | 0.16% | Distributing | N/A |
| Class CH | 0.50% | 0.16% | Distributing | N/A |
| Class F | 0.50% | 0.16% | Accumulating | N/A |
| Class FH | 0.50% | 0.16% | Accumulating | N/A |
| Class G | 0.50% | 0.16% | Distributing | N/A |
| Class GH | 0.50% | 0.16% | Distributing | N/A |
| Class S | 0.50% | 0.16% | Accumulating | N/A |
| Class SH | 0.50% | 0.16% | Accumulating | N/A |
| Institutional share classes | | | | |
| Class I | 0.50% | 0.12% | Accumulating | N/A |
| Class IH | 0.50% | 0.12% | Accumulating | N/A |
| Class K | 0.50% | 0.12% | Accumulating | N/A |
| Class KH | 0.50% | 0.12% | Accumulating | N/A |
| Class K1 | 0.50% | 0.12% | Accumulating | N/A |
| Class K1H | 0.50% | 0.12% | Accumulating | N/A |
| Class K2 | 0.50% | 0.12% | Accumulating | N/A |
| Class K2H | 0.50% | 0.12% | Accumulating | N/A |
| Class K3 | 0.50% | 0.12% | Accumulating | N/A |
| Class K3H | 0.50% | 0.12% | Accumulating | N/A |

See Section 3.1 for a more detailed description of all Fees and Expenses.

b) Robeco Sustainable Dynamic Allocation

Investment policy

Objective The aim of the Sub-fund is to achieve long-term capital growth by using asset allocation strategies and taking global exposure to asset classes such as equities, bonds, deposits, Alternative Investments and/or other generally accepted asset classes. At the same time the Sub-fund is promoting certain ESG (i.e. Environmental, Social and corporate Governance) characteristics and integrating sustainability risks in the investment process.

Strategy Besides investing at least 90% of its net assets directly in equities, bonds, debt instruments, money market instruments, deposits, certificates and financial derivative instruments, the Sub-fund can invest in other UCIs/UCITS, including other UCIs/UCITS that are managed by an Affiliated Entity, that can invest in equities, bonds, deposits and other fixed income securities, money market investments, Alternative Investments and other generally accepted asset classes with a maximum of 10% to achieve the investment goals of the Sub-fund.

The Sub-fund may invest in debt instruments and/or certificates, correlated with changes in commodities (including precious metals).

Sustainability means striving to achieve economic success, while at the same time considering environmental, social and governance criteria.

The Sub-fund is allowed to invest in money market instruments, bank deposits (other than deposits at sight) and other eligible liquid assets for treasury purposes and in case of unfavourable market conditions.

For the purpose of gaining exposure to shares of companies of the People's Republic of China ("PRC") listed in China, the Sub-fund may invest up to 10% of its net assets in China A-shares (via QFI and/or Stock Connect programmes) and China B-shares issued by companies in the PRC and listed on PRC stock exchanges. At least one month's prior notice will be given to Investors if the Sub-fund intends to invest more than 10% of its net assets in China A-shares and China B-shares and the Prospectus will be updated accordingly.

The Sub-fund may not invest more than:

- 10% of its total assets in asset backed securities and mortgage-backed securities; and
- 20% of its total assets in convertible bonds (including up to 10% of its total assets in contingent convertible bonds (also "CoCo" bonds)).

The Sub-fund may invest up to 10% of its total assets in other UCIs and/or UCITS that may be managed by an Affiliated Entity and/or Shares in Sub-funds of the Company.

The Sub-fund promotes environmental and/or social characteristics within the meaning of Article 8 of the Regulation (EU) 2019/2088 of 27 November 2019 on sustainability-related disclosures in the financial sector. The Sub-fund strives for economic results, while at the same time taking into account environmental, social and governance characteristics which are further explained in Appendix VII. The asset allocation strategy is subject to the investment restrictions.

The Sub-fund is actively managed. The securities selected for the Sub-fund's investment universe may be components of the benchmark, but securities outside the benchmark may be selected too. The investment policy is not constrained by a benchmark but the Sub-fund uses a benchmark for comparison purposes. The Management Company has discretion over the composition of the portfolio subject to the investment objectives. The Sub-fund can deviate substantially from the issuer, country and sector weightings of the benchmark. The Sub-fund aims to outperform the benchmark over the long run, whilst still controlling relative risk through the applications of limits (on VaR Ratio) to the extent of deviation from the benchmark. This will consequently limit the deviation of the performance relative to the benchmark.

The benchmark is a broad market weighted index that is not consistent with the environmental, social and governance characteristics promoted by the Sub-fund.

Financial Instruments and Investment Restrictions Exchange traded and over-the-counter derivatives are permitted, including but not limited to futures, swaps (including Equity Swaps through TRS), contracts for differences, options, currency forwards and/or combinations of the above. The Sub-fund may use derivatives for investment purposes as well as for hedging and efficient portfolio management.

The Sub-fund may hold up to 20% of its net assets in ancillary liquid assets (bank deposits at sight, such as cash held in current accounts). Under exceptionally unfavourable market conditions and if justified in the interest of the Shareholders, the Sub-fund may temporarily exceed the aforementioned limit for investment in ancillary liquid assets and other liquid instruments.

Currency The Sub-fund aims to align the currency exposure of the Sub-fund (excluding active currency positions) with the benchmark including through the use of derivatives. The Sub-fund may take active currency positions including through the use of derivatives. The active currency positions may cause the Sub-fund to deviate from the weights of the respective currencies in the relevant benchmark.

Profile of the typical Investor This Sub-fund is suitable for Investors who seek ESG considerations to be integrated as binding element in the investment process, while still seeking optimum returns. It is also suitable for informed and/or experienced Investors wishing to attain defined investment objectives. The Sub-fund does not provide a capital guarantee. The Investor must be able to accept substantial volatility. This Sub-fund is suitable for Investors who can afford to set aside the capital for at least 3-5 years. It can accommodate the investment objective of capital growth, income and/or portfolio diversification.

Please note that such information is provided for reference only and Investors should consider their own circumstances, including without limitation, their own risk tolerance level, financial circumstance, investment objective etc., before making any investment decisions. If in doubt, Investors should seek professional advice.

Risk profile of the Sub-fund The investments in equity, bonds and derivatives may involve risks (for example linked to transferable securities and stock markets and to the default of the issuers, exchange rates, interest rates, liquidity and inflation). The Sub-fund's investments are subject to market fluctuations. No assurance can, therefore, be given that the Sub-fund's investment objective will be achieved. It cannot be guaranteed either that the value of a Share in the Sub-fund will not fall below its value at the time of acquisition.

The sustainability risk profile can be split into different sustainability risk sources and is expressed using categories ranging from lowest risk till highest risk. The risk classification relates to both the probability and potential negative impact of sustainability risk on the portfolio return. The classification relates to the portfolio only: there is no comparison to any benchmark.

Robeco distinguishes between sustainability risk of companies and governments. For companies, there is a total risk classification, a classification of environmental risks, a classification of social risks, and a classification of governance risk. The classifications are based on a variety of Environmental, Social, and Governance (ESG) issues provided by a third party that is specialized in the assessment of sustainability risks. The classification provides an indication of the probability and potential impact of an ESG event in the period of one year.

| <i>Company Risk</i> | ← <i>Lowest</i> | <i>Highest</i> → |
|-------------------------------|-----------------|------------------|
| Sustainability Risk (Overall) | X | |
| Environmental Risk | X | |
| Social Risk | | X |
| Governance Risk | X | |

For investments in government bonds, there is a total sustainability risk classification, a classification of environmental risk, a classification of social risk, and a classification of governance risk. The classifications are based on an internal sustainability risk metric for country sustainability risk. These indicators are based on a fixed set of Environmental, Social, and Governance criteria.

The classification provides an indication of the probability and potential impact of at least one year.

| <i>Government Risk</i> | ← <i>Lowest</i> | <i>Highest</i> → |
|-------------------------------|-----------------|------------------|
| Sustainability Risk (Overall) | | X |
| Environmental Risk | | X |
| Social Risk | X | |
| Governance Risk | | X |

Robeco makes use of a climate risk metric provided by a third party specialized in climate risk. Based on a 1.5-degrees decarbonization pathway, the potential impact of climate transition risk is estimated. This is a reflection of the potential decarbonization costs for the next 80 years, of which the heavy point is estimated to be approximately in 15 years. This impact on return is compared to the market risk profile of the Sub-fund and turned into risk classification.

| <i>Company Risk</i> | ← <i>Lowest</i> | <i>Highest</i> → |
|-------------------------|-----------------|------------------|
| Climate Transition Risk | | X |

Climate risk models are complex and surrounded by a high degree of uncertainty as result of assumptions and availability of data. As result, a change in the methodology may lead to a change in the risk classification. The climate risk model assesses the potential costs for decarbonizing for companies. Active policies and ambitions of companies are not taken into account contrary to the 'ESG' scores that focus on policies and ambitions.

Risk considerations for the Sub-fund

Investors should note that, in addition to the above mentioned risks, the investment strategy and risks inherent to the Sub-fund are not typically encountered in traditional long only funds. The Sub-fund uses cash, cash equivalents and derivatives as part of its investment strategy and such investments are inherently volatile and the Sub-fund is exposed to additional risks (e.g. counterparty risk and risks subject to the use of derivatives) and costs should the market move against it. The Sub-fund may also use derivatives to take short positions in some investments, e.g., the writing of a put option as part of a put spread strategy. Should the value of such investment increase, it will have a negative effect on the Sub-fund's value. In extreme market conditions, the Sub-fund may be faced with theoretically unlimited losses. Such extreme market conditions could mean that Investors could, in certain circumstances, face minimal or no returns, or may even suffer a loss on such investments.

The investment risk will be measured using quantitative techniques. The investment risk of using derivatives is also incorporated in these quantitative techniques. For more information, please consult [APPENDIX III – RISK MANAGEMENT PROCESS](#).

Base currency EUR

Type of Currency Hedged Share Classes (H) NAV Hedge

Issue date 13 March 2024

| Share Classes | Management fee | Service fee | Type | Performance Fee portion |
|---------------|----------------|-------------|------|-------------------------|
|---------------|----------------|-------------|------|-------------------------|

Regular share classes

| | | | | |
|-----------|-------|-------|--------------|-----|
| Class B | 1.30% | 0.16% | Distributing | N/A |
| Class BH | 1.30% | 0.16% | Distributing | N/A |
| Class Bx | 1.30% | 0.16% | Distributing | N/A |
| Class BxH | 1.30% | 0.16% | Distributing | N/A |
| Class D | 1.30% | 0.16% | Accumulating | N/A |

| | | | | |
|-----------------------------|-------|-------|--------------|-----|
| Class DH | 1.30% | 0.16% | Accumulating | N/A |
| Class E | 1.30% | 0.16% | Distributing | N/A |
| Class EH | 1.30% | 0.16% | Distributing | N/A |
| Privileged share classes | | | | |
| Class C | 0.65% | 0.16% | Distributing | N/A |
| Class CH | 0.65% | 0.16% | Distributing | N/A |
| Class F | 0.65% | 0.16% | Accumulating | N/A |
| Class FH | 0.65% | 0.16% | Accumulating | N/A |
| Class G | 0.65% | 0.16% | Distributing | N/A |
| Class GH | 0.65% | 0.16% | Distributing | N/A |
| Class S | 0.65% | 0.16% | Accumulating | N/A |
| Class SH | 0.65% | 0.16% | Accumulating | N/A |
| Institutional share classes | | | | |
| Class I | 0.65% | 0.12% | Accumulating | N/A |
| Class IH | 0.65% | 0.12% | Accumulating | N/A |
| Class K | 0.65% | 0.12% | Accumulating | N/A |
| Class KH | 0.65% | 0.12% | Accumulating | N/A |
| Class K1 | 0.65% | 0.12% | Accumulating | N/A |
| Class K1H | 0.65% | 0.12% | Accumulating | N/A |
| Class K2 | 0.65% | 0.12% | Accumulating | N/A |
| Class K2H | 0.65% | 0.12% | Accumulating | N/A |
| Class K3 | 0.65% | 0.12% | Accumulating | N/A |
| Class K3H | 0.65% | 0.12% | Accumulating | N/A |

See Section 3.1 for a more detailed description of all Fees and Expenses.

c) Robeco Sustainable Diversified Allocation

Investment policy

Objective The aim of the Sub-fund is to achieve long-term capital growth by using asset allocation strategies and taking global exposure to asset classes such as equities, bonds, deposits, and other fixed income securities, money market investments, Alternative Investments and/or other generally accepted asset classes either directly or via UCIs/UCITS. The Sub-fund strives for financial return, while taking into account sustainability criteria. At the same time the Sub-fund is promoting certain ESG (i.e. Environmental, Social and corporate Governance) characteristics and integrating sustainability risks in the investment process.

Strategy Besides investing at least 90% of its net assets directly in equities, bonds, debt instruments, money market instruments, deposits, certificates and financial derivative instruments, the Sub-fund can invest in other UCIs/UCITS, including other UCIs/UCITS that are managed by an Affiliated Entity, that can invest in equities, bonds, deposits and other fixed income securities, money market investments, Alternative Investments and other generally accepted asset classes with a maximum of 10% to achieve the investment goals of the Sub-fund.

The Sub-fund may invest in debt instruments and/or certificates, correlated with changes in commodities (including precious metals).

Sustainability means striving to achieve economic success, while at the same time considering environmental, social and governance criteria.

The Sub-fund is allowed to invest in money market instruments, bank deposits (other than deposits at sight) and other eligible liquid assets for treasury purposes and in case of unfavourable market conditions.

For the purpose of gaining exposure to shares of companies of the People's Republic of China ("PRC") listed in China, the Sub-fund may invest up to 10% of its net assets in China A-shares (via QFI and/or Stock Connect programmes) and China B-shares issued by companies in the PRC and listed on PRC stock exchanges. At least one month's prior notice will be given to Investors if the Sub-fund intends to invest more than 10% of its net assets in China A-shares and China B-shares and the Prospectus will be updated accordingly.

The Sub-fund may not invest more than:

- 10% of its total assets in asset backed securities and mortgage-backed securities; and
- 20% of its total assets in convertible bonds (including up to 10% of its total assets in contingent convertible bonds (also "CoCo" bonds).

The Sub-fund may invest up to 10% of its total assets in other UCIs and/or UCITS that may be managed by an Affiliated Entity and/or Shares in Sub-funds of the Company.

The Sub-fund promotes environmental and/or social characteristics within the meaning of Article 8 of the Regulation (EU) 2019/2088 of 27 November 2019 on sustainability-related disclosures in the financial sector. The Sub-fund strives for economic results, while at the same time taking into account environmental, social and governance characteristics which are further explained in Appendix VII. The asset allocation strategy is subject to the investment restrictions.

The Sub-fund is actively managed. The securities selected for the Sub-fund's investment universe may be components of the benchmark, but securities outside the benchmark may be selected too. The investment policy is not constrained by a benchmark but the Sub-fund uses a benchmark for comparison purposes. The Management Company has discretion over the composition of the portfolio subject to the investment objectives. The Sub-fund can deviate substantially from the issuer, country and sector weightings of the benchmark. The Sub-fund aims to outperform the benchmark over the long run, whilst still controlling relative risk through the applications of limits (on VaR Ratio) to the extent of deviation from the benchmark. This will consequently limit the deviation of the performance relative to the benchmark.

The benchmark is a broad market weighted index that is not consistent with the environmental, social and governance characteristics promoted by the Sub-fund.

Financial Instruments and Investment Restrictions

Exchange traded and over-the-counter derivatives are permitted, including but not limited to futures, swaps (including Equity Swaps through TRS), contracts for differences, options, currency forwards and/or combinations of the above. The Sub-fund may use derivatives for investment purposes as well as for hedging and efficient portfolio management.

The Sub-fund may hold up to 20% of its net assets in ancillary liquid assets (bank deposits at sight, such as cash held in current accounts). Under exceptionally unfavourable market conditions and if justified in the interest of the Shareholders, the Sub-fund may temporarily exceed the aforementioned limit for investment in ancillary liquid assets and other liquid instruments.

Currency

The Sub-fund aims to align the currency exposure of the Sub-fund (excluding active currency positions) with the benchmark including through the use of derivatives. The Sub-fund may take active currency positions including through the use of derivatives. The active currency positions may cause the Sub-fund to deviate from the weights of the respective currencies in the relevant benchmark.

Profile of the typical Investor

This Sub-fund is suitable for Investors who seek ESG considerations to be integrated as binding element in the investment process, while still seeking optimum returns. It is also suitable for informed and/or experienced Investors wishing to attain defined investment objectives. The Sub-fund does not provide a capital guarantee. The Investor must be able to accept substantial volatility. This Sub-fund is suitable for Investors who can afford to set aside the capital for at least 3-5 years. It can accommodate the investment objective of capital growth, income and/or portfolio diversification.

Please note that such information is provided for reference only and Investors should consider their own circumstances, including without limitation, their own risk tolerance level, financial circumstance, investment objective etc., before making any investment decisions. If in doubt, Investors should seek professional advice.

Risk profile of the Sub-fund

The investments in equity, bonds and derivatives may involve risks (for example linked to transferable securities and stock markets and to the default of the issuers, exchange rates, interest rates, liquidity and inflation). The Sub-fund's investments are subject to market fluctuations. No assurance can, therefore, be given that the Sub-fund's investment objective will be achieved. It cannot be guaranteed either that the value of a Share in the Sub-fund will not fall below its value at the time of acquisition.

The sustainability risk profile can be split into different sustainability risk sources and is expressed using categories ranging from lowest risk till highest risk. The risk classification relates to both the probability and potential negative impact of sustainability risk on the portfolio return. The classification relates to the portfolio only: there is no comparison to any benchmark.

Robeco distinguishes between sustainability risk of companies and governments. For companies, there is a total risk classification, a classification of environmental risks, a classification of social risks, and a classification of governance risk. The classifications are based on a variety of Environmental, Social, and Governance (ESG) issues provided by a third party that is specialized in the assessment of sustainability risks. The classification provides an indication of the probability and potential impact of an ESG event in the period of one year.

| <i>Company Risk</i> | ← <i>Lowest</i> | <i>Highest</i> → |
|-------------------------------|-----------------|------------------|
| Sustainability Risk (Overall) | X | |
| Environmental Risk | X | |
| Social Risk | | X |
| Governance Risk | X | |

For investments in government bonds, there is a total sustainability risk classification, a classification of environmental risk, a classification of social risk, and a classification of governance risk. The classifications are based on an internal sustainability risk metric for country sustainability risk. These indicators are based on a fixed set of Environmental, Social, and Governance criteria. The classification provides an indication of the probability and potential impact of at least one year.

| <i>Government Risk</i> | ← <i>Lowest</i> | <i>Highest</i> → |
|-------------------------------|-----------------|------------------|
| Sustainability Risk (Overall) | | X |
| Environmental Risk | | X |
| Social Risk | X | |
| Governance Risk | | X |

Robeco makes use of a climate risk metric provided by a third party specialized in climate risk. Based on a 1.5-degrees decarbonization pathway, the potential impact of climate transition risk is estimated. This is a reflection of the potential decarbonization costs for the next 80 years, of which the heavy point is estimated to be approximately in 15 years. This impact on return is compared to the market risk profile of the Sub-fund and turned into risk classification.

| <i>Company Risk</i> | ← <i>Lowest</i> | <i>Highest</i> → |
|-------------------------|-----------------|------------------|
| Climate Transition Risk | X | |

Climate change leads to extreme weather events that may have a negative economic impact on investments. Based on a climate risk model provided by a third party specialized in climate risk, the physical risks that the portfolio is most vulnerable to are assessed. This Sub-fund's primary physical risks are (1) Extreme Heat, (2) Coastal Flooding, and (3) Tropical Cyclone.

Climate risk models are complex and surrounded by a high degree of uncertainty as result of assumptions and availability of data. As result, a change in the methodology may lead to a change in the risk classification. The climate risk model assesses the potential costs for decarbonizing for companies. Active policies and ambitions of companies are not taken into account contrary to the 'ESG' scores that focus on policies and ambitions.

| | |
|--------------------------------------|---|
| Risk considerations for the Sub-fund | <p>Investors should note that, in addition to the above mentioned risks, the investment strategy and risks inherent to the Sub-fund are not typically encountered in traditional long only funds. The Sub-fund uses cash, cash equivalents and derivatives as part of its investment strategy and such investments are inherently volatile and the Sub-fund is exposed to additional risks (e.g. counterparty risk and risks subject to the use of derivatives) and costs should the market move against it. The Sub-fund may also use derivatives to take short positions in some investments, e.g., the writing of a put option as part of a put spread strategy. Should the value of such investment increase, it will have a negative effect on the Sub-fund's value. In extreme market conditions, the Sub-fund may be faced with theoretically unlimited losses. Such extreme market conditions could mean that Investors could, in certain circumstances, face minimal or no returns, or may even suffer a loss on such investments.</p> <p>The investment risk will be measured using quantitative techniques. The investment risk of using derivatives is also incorporated in these quantitative techniques. For more information, please consult APPENDIX III – RISK MANAGEMENT PROCESS.</p> |
|--------------------------------------|---|

| | | | | |
|---|----------------|-------------|--------------|-------------------------|
| Base currency | EUR | | | |
| Type of Currency Hedged Share Classes (H) | NAV Hedge | | | |
| Issue date | 8 March 2024 | | | |
| Share Classes | Management fee | Service fee | Type | Performance Fee portion |
| Regular share classes | | | | |
| Class B | 1.15% | 0.16% | Distributing | N/A |

| | | | | |
|-----------------------------|-------|-------|--------------|-----|
| Class BH | 1.15% | 0.16% | Distributing | N/A |
| Class Bx | 1.15% | 0.16% | Distributing | N/A |
| Class BxH | 1.15% | 0.16% | Distributing | N/A |
| Class D | 1.15% | 0.16% | Accumulating | N/A |
| Class DH | 1.15% | 0.16% | Accumulating | N/A |
| Class D2 | 2.50% | 0.16% | Accumulating | N/A |
| Class D2H | 2.50% | 0.16% | Accumulating | N/A |
| Class D3 | 2.50% | 0.16% | Distributing | N/A |
| Class D3H | 2.50% | 0.16% | Distributing | N/A |
| Class E | 1.15% | 0.16% | Distributing | N/A |
| Class EH | 1.15% | 0.16% | Distributing | N/A |
| Class M | 2.50% | 0.16% | Accumulating | N/A |
| Class MH | 2.50% | 0.16% | Accumulating | N/A |
| Class M2 | 2.50% | 0.16% | Accumulating | N/A |
| Class M2H | 2.50% | 0.16% | Accumulating | N/A |
| Class M3 | 2.50% | 0.16% | Distributing | N/A |
| Class M3H | 2.50% | 0.16% | Distributing | N/A |
| Privileged share classes | | | | |
| Class C | 0.55% | 0.16% | Distributing | N/A |
| Class CH | 0.55% | 0.16% | Distributing | N/A |
| Class F | 0.55% | 0.16% | Accumulating | N/A |
| Class FH | 0.55% | 0.16% | Accumulating | N/A |
| Class F2* | 0.55% | 0.16% | Accumulating | N/A |
| Class F2H* | 0.55% | 0.16% | Accumulating | N/A |
| Class G | 0.55% | 0.16% | Distributing | N/A |
| Class GH | 0.55% | 0.16% | Distributing | N/A |
| Class S | 0.55% | 0.16% | Accumulating | N/A |
| Class SH | 0.55% | 0.16% | Accumulating | N/A |
| Institutional share classes | | | | |
| Class I | 0.55% | 0.12% | Accumulating | N/A |
| Class IH | 0.55% | 0.12% | Accumulating | N/A |
| Class IE | 0.55% | 0.12% | Distributing | N/A |
| Class IEH | 0.55% | 0.12% | Distributing | N/A |
| Class K | 0.55% | 0.12% | Accumulating | N/A |
| Class KH | 0.55% | 0.12% | Accumulating | N/A |
| Class K1 | 0.55% | 0.12% | Accumulating | N/A |
| Class K1H | 0.55% | 0.12% | Accumulating | N/A |
| Class K2 | 0.55% | 0.12% | Accumulating | N/A |
| Class K2H | 0.55% | 0.12% | Accumulating | N/A |
| Class K3 | 0.55% | 0.12% | Accumulating | N/A |
| Class K3H | 0.55% | 0.12% | Accumulating | N/A |
| Class Z | 0.00% | 0.00% | Accumulating | N/A |
| Class ZH | 0.00% | 0.00% | Accumulating | N/A |

* For promotional purposes, these Share Classes may be referred to as "Robeco ONE Duurzaam" in marketing material for Investors.

See Section 3.1 for a more detailed description of all Fees and Expenses.

d) Robeco Flexible Allocation

Investment policy

Objective The aim of the Sub-fund is to achieve long term capital growth by taking global exposure to asset classes such as equities, bonds, deposits, Alternative Investments and/or other generally accepted asset classes. At the same time, the Sub-fund is promoting certain ESG (i.e. Environmental, Social and corporate Governance) characteristics and integrating sustainability risks in the investment process.

Strategy The Sub-fund applies a flexible allocation strategy to various global asset classes, seeking to balance the trade-off between risk and return. This means the Sub-fund's portfolio composition will be determined and adjusted based on market conditions and may invest up to 70% in equities. The asset allocation strategy is subject to the investment restrictions and a limit on ex-ante volatility.

The Sub-fund promotes environmental and/or social characteristics within the meaning of Article 8 of the Regulation (EU) 2019/2088 of 27 November 2019 on sustainability-related disclosures in the financial sector. The Sub-fund strives for economic results, while at the same time taking into account environmental, social and governance characteristics which are further explained in Appendix VIII.

The Sub-fund is actively managed and uses the Benchmark for comparison purposes only. The Sub-fund aims to outperform the Benchmark over the long run, whilst there are no restrictions on the deviation of the performance relative to the Benchmark.

The Benchmark is not consistent with the environmental, social and governance characteristics promoted by the Sub-fund.

Besides investing at least 90% of its net assets directly in equities, bonds, debt instruments, money market instruments, deposits, certificates and financial derivative instruments, the Sub-fund can invest in other UCIs/UCITS, including other UCIs/UCITS that are managed by an Affiliated Entity, that can invest in equities, bonds, deposits and other fixed income securities, money market investments, Alternative Investments and other generally accepted asset classes with a maximum of 10% to achieve the investment goals of the Sub-fund.

The Sub-fund may invest in debt instruments and/or certificates, correlated with changes in commodities (including precious metals). The maximum allocation to exchange-traded commodities is 10% of the net assets of the Sub-fund.

Financial Instruments and Investment Restrictions The Sub-fund is allowed to invest in money market instruments, bank deposits (other than deposits at sight) and other eligible liquid assets for treasury purposes and in case of unfavourable market conditions.

The Sub-fund may invest up to 10% of its net assets in onshore debt securities issued within the People's Republic of China (PRC) through Bond Connect.

The Sub-fund may invest up to 10% of its net assets in onshore equities issued within the People's Republic of China (PRC) through Stock Connect.

The Sub-fund may not invest more than:

- 10% of its total assets in asset-backed securities and mortgage-backed securities; and
- 20% of its total assets in convertible bonds (including up to 10% of its total assets in contingent convertible bonds (also "CoCo" bonds)).

The Sub-fund may hold up to 20% of its net assets in ancillary liquid assets (bank deposits at sight, such as cash held in current accounts). Under exceptionally unfavourable market conditions and if justified in the interest of the Shareholders, the Sub-fund may temporarily exceed the aforementioned limit for investment in ancillary liquid assets and other liquid instruments.

Exchange traded and over-the-counter derivatives are permitted, including but not limited to futures, swaps (including Equity Swaps through TRS), contracts for differences, options, currency forwards and/or combinations of the above. The Sub-fund may use derivatives for investment purposes as well as for hedging and efficient portfolio management.

Currency The Sub-fund may take active currency positions including through the use of derivatives.

Profile of the typical Investor

This Sub-fund is suitable for Investors who seek ESG considerations to be integrated as binding element in the investment process, while still seeking optimum returns. It is also suitable for informed and/or experienced Investors wishing to attain defined investment objectives. The Sub-fund does not provide a capital guarantee. The Investor must be able to accept substantial volatility. This Sub-fund is suitable for Investors who can afford to set aside the capital for at least 3-5 years. It can accommodate the investment objective of capital growth, income and/or portfolio diversification.

Please note that such information is provided for reference only and Investors should consider their own circumstances, including without limitation, their own risk tolerance level, financial circumstance, investment objective etc., before making any investment decisions. If in doubt, Investors should seek professional advice.

Risk profile of the Sub-fund

The investments in a mixture of equity of companies and bonds and debt instruments may involve risks (for example linked to transferable securities and stock markets and to the default of the issuers, exchange rates, interest rates, liquidity and inflation). The Sub-fund's investments are subject to market fluctuations. No assurance can therefore be given that the Sub-fund's investment objective will be achieved. It cannot be guaranteed either that the value of a Share in the Sub-fund will not fall below its value at the time of acquisition.

The sustainability risk profile can be split into different sustainability risk sources and is expressed using categories ranging from lowest risk till highest risk. The risk classification relates to both the probability and potential negative impact of sustainability risk on the portfolio return. The classification relates to the portfolio only: there is no comparison to any benchmark.

Robeco distinguishes between sustainability risk of companies and governments. For companies, there is a total risk classification, a classification of environmental risks, a classification of social risks, and a classification of governance risk. The classifications are based on a variety of Environmental, Social, and Governance (ESG) issues provided by a third party that is specialized in the assessment of sustainability risks. The classification provides an indication of the probability and potential impact of an ESG event in the period of one year.

| <i>Company Risk</i> | ←Lowest | Highest → |
|-------------------------------|---------|-----------|
| Sustainability Risk (Overall) | X | |
| Environmental Risk | X | |
| Social Risk | | X |
| Governance Risk | X | |

For investments in government bonds, there is a total sustainability risk classification, a classification of environmental risk, a classification of social risk, and a classification of governance risk. The classifications are based on an internal sustainability risk metric for country sustainability risk. These indicators are based on a fixed set of Environmental, Social, and Governance criteria. The classification provides an indication of the probability and potential impact of at least one year.

| <i>Government Risk</i> | ←Lowest | Highest → |
|-------------------------------|---------|-----------|
| Sustainability Risk (Overall) | | X |
| Environmental Risk | | X |
| Social Risk | | X |
| Governance Risk | | X |

Robeco makes use of a climate risk metric provided by a third party specialized in climate risk. Based on a 1.5-degrees decarbonization pathway, the potential impact of climate transition risk is estimated. This is a reflection of the potential decarbonization costs for the next 80 years, of which the heavy point is estimated to be approximately in 15 years. This impact on return is compared to the market risk profile of the Sub-fund and turned into risk classification.

| <i>Company Risk</i> | ←Lowest | Highest → |
|-------------------------|---------|-----------|
| Climate Transition Risk | | X |

Climate change leads to extreme weather events that may have a negative economic impact on investments. Based on a climate risk model provided by a third party specialized in climate risk, the physical risks that the portfolio is most vulnerable to are assessed. This Sub-fund's primary physical risks are (1) Extreme Heat, (2) Coastal Flooding, and (3) Extreme Precipitation.

Climate risk models are complex and surrounded by a high degree of uncertainty as result of assumptions and availability of data. As result, a change in the methodology may lead to a change in the risk classification. The climate risk model assesses the potential costs for decarbonizing for companies. Active policies and ambitions of companies are not taken into account contrary to the 'ESG' scores that focus on policies and ambitions.

Risk considerations for the Sub-fund

Investors should note that, in addition to the above mentioned risks, the investment strategy and risks inherent to the Sub-fund are not typically encountered in traditional long only funds. The Sub-fund uses cash, cash equivalents and derivatives as part of its investment strategy and such investments are inherently volatile and the Sub-fund is exposed to additional risks (e.g. counterparty risk and risks subject to the use of derivatives) and costs should the market move against it. The Sub-fund may also use derivatives to take short positions in some investments, e.g., the writing of a put option as part of a put spread strategy. Should the value of such investment increase, it will have a negative effect on the Sub-fund's value. In extreme market conditions, the Sub-fund may be faced with theoretically unlimited losses. Such extreme market conditions could mean that Investors could, in certain circumstances, face minimal or no returns, or may even suffer a loss on such investments.

The investment risk will be measured using quantitative techniques. The investment risk of using derivatives is also incorporated in these quantitative techniques. For more information, please consult [APPENDIX III – RISK MANAGEMENT PROCESS](#).

Base currency EUR

Type of Currency Hedged Share Classes (H) NAV Hedge

Issue date 9 July 2024

| Share Classes | Management fee | Service fee | Type | Performance Fee portion |
|------------------------------------|----------------|-------------|--------------|-------------------------|
| Regular Share Classes | | | | |
| Class B | 1.30% | 0.16% | Distributing | N/A |
| Class BH | 1.30% | 0.16% | Distributing | N/A |
| Class Bx | 1.30% | 0.16% | Distributing | N/A |
| Class BxH | 1.30% | 0.16% | Distributing | N/A |
| Class D | 1.30% | 0.16% | Accumulating | N/A |
| Class DH | 1.30% | 0.16% | Accumulating | N/A |
| Class E | 1.30% | 0.16% | Distributing | N/A |
| Class EH | 1.30% | 0.16% | Distributing | N/A |
| Privileged Share Classes | | | | |
| Class C | 0.65% | 0.16% | Distributing | N/A |
| Class CH | 0.65% | 0.16% | Distributing | N/A |
| Class F | 0.65% | 0.16% | Accumulating | N/A |
| Class FH | 0.65% | 0.16% | Accumulating | N/A |
| Class G | 0.65% | 0.16% | Distributing | N/A |
| Class GH | 0.65% | 0.16% | Distributing | N/A |
| Class S | 0.65% | 0.16% | Accumulating | N/A |
| Class SH | 0.65% | 0.16% | Accumulating | N/A |
| Institutional Share Classes | | | | |
| Class I | 0.65% | 0.12% | Accumulating | N/A |
| Class IH | 0.65% | 0.12% | Accumulating | N/A |
| Class K | 0.65% | 0.12% | Accumulating | N/A |
| Class KH | 0.65% | 0.12% | Accumulating | N/A |
| Class K1 | 0.65% | 0.12% | Accumulating | N/A |
| Class K1H | 0.65% | 0.12% | Accumulating | N/A |
| Class K2 | 0.65% | 0.12% | Accumulating | N/A |

| | | | | |
|-----------|-------|-------|--------------|-----|
| Class K2H | 0.65% | 0.12% | Accumulating | N/A |
| Class K3 | 0.65% | 0.12% | Accumulating | N/A |
| Class K3H | 0.65% | 0.12% | Accumulating | N/A |
| Class Z | 0.00% | 0.00% | Accumulating | N/A |
| Class ZH | 0.00% | 0.00% | Accumulating | N/A |

See Section 3.1 for a more detailed description of all Fees and Expenses.

APPENDIX II – INVESTMENT RESTRICTIONS

Under the Articles of Incorporation of the Company, the Board of Directors has broad investment powers. In connection with the implementation of the above policy, the Board has fixed the following investment restrictions. In this context, the following terms shall mean the following:

Definitions:

| | |
|----------------------------|--|
| "EU" | European Union; |
| "Eligible State" | any Member State of the EU or any other state in Eastern and Western Europe, Asia, Africa, Australia, North and South America and Oceania; |
| "Member State" | means a Member State of the EU as defined in the Law; |
| "money market instruments" | shall mean instruments normally dealt in on the money market which are liquid, and have a value which can be accurately determined at any time; |
| "Regulated Market" | a market within the meaning of Article 4.1.14 of Directive 2004/39/EC or any other Directive amending or replacing Directive 2004/39/EC and any other market which is regulated, operates regularly and is recognized and open to the public in an Eligible State; |
| "third country" | A state other than a Member State; |
| "transferable securities" | shall mean: <ul style="list-style-type: none"> - Shares and other securities equivalent to Shares, - bonds and other debt instruments, - any other negotiable securities which carry the right to acquire any such transferable securities by subscription or exchange; |
| "UCITS" | an Undertaking for Collective Investment in Transferable Securities authorized pursuant to Directive 2009/65/EEC, as may be amended; |
| "other UCI" | an Undertaking for Collective Investment within the meaning of the first and second indents of Article 1 (2) of Directive 2009/65/EEC, as may be amended. |

- I. (1) The Company, for each Sub-fund, may invest in:
- a) transferable securities and money market instruments admitted to or dealt in on a Regulated Market;
 - b) recently issued transferable securities and money market instruments, provided that the terms of issue include an undertaking that application will be made for admission to official listing on a Regulated Market and such admission is secured within one year of the issue;
 - c) units of UCITS and/or other UCI, whether situated in a Member State or not, provided that:
 - such other UCIs have been authorized under the laws of any Member State or under the laws of those countries which can provide that they are subject to supervision considered by the CSSF to be equivalent to that laid down in European Community law and that cooperation between authorities is sufficiently ensured,
 - the level of protection for unitholders in such other UCIs is equivalent to that provided for unitholders in a UCITS, and in particular that the rules on assets segregation, borrowing, lending, and uncovered sales of transferable securities and money market instruments are equivalent to the requirements of Directive, 2009/65/EEC,
 - the business of such other UCIs is reported in half-yearly and annual reports to enable an assessment of the assets and liabilities, income and operations over the reporting period,
 - no more than 10% of the assets of the UCITS or of the other UCIs, whose acquisition is contemplated, can, according to their constitutional documents, in aggregate be invested in units of other UCITS or other UCIs;
 - d) deposits with credit institutions which are repayable on demand or have the right to be withdrawn, and maturing in no more than 12 months, provided that the credit institution is incorporated in a Member State or if the credit institution is incorporated in a third country provided that it is subject to prudential rules considered by the Luxembourg regulator as equivalent to those laid down in Community law;
 - e) financial derivative instruments, including equivalent cash-settled instruments, dealt in on a Regulated Market and/or financial derivative instruments dealt in over-the-counter ("OTC derivatives"), provided that:
 - the underlying consists of instruments covered by this section (I) (1), financial indices, interest rates, foreign exchange rates or currencies, in which the Sub-funds may invest according to their investment objective,
 - the counterparties to OTC derivative transactions are institutions subject to prudential supervision and belonging to categories approved by the CSSF,
 - the OTC derivatives are subject to reliable and verifiable valuation on a daily basis and can be sold, liquidated or closed by an offsetting transaction at any time at their fair value at the Company's initiative;
 - f) money market instruments other than those dealt in on a Regulated Market and referred to under "Definitions", if the issue or the issuer of such instruments are themselves regulated for the purpose of protecting investors and savings, and provided that such instruments are:
 - issued or guaranteed by a central, regional or local authority or by a central bank of a Member State, the European Central Bank, the EU or the European Investment Bank, a third country or, in case of a Federal State, by one of the members making up the federation, or by a public international body to which one or more Member States belong, or
 - issued by an undertaking any securities of which are dealt in on Regulated Markets, or
 - issued or guaranteed by an establishment subject to prudential supervision, in accordance with criteria defined by Community law, or by an establishment which is subject to and complies with prudential rules considered by the Luxembourg regulator to be at least as stringent as those laid down by Community law, or
 - issued by other bodies belonging to the classes approved by the Luxembourg supervisory authority provided that investments in such instruments are subject to investor protection equivalent to that laid down in the first, the second or the third indent and provided that the issuer is a company whose capital and reserves amount to at least EUR 10 million and which

presents and publishes its annual accounts in accordance with Directive 78/660/EEC¹, is an entity which, within a group of companies which includes one or several listed companies, is dedicated to the financing of the group or is an entity which is dedicated to the financing of securitization vehicles which benefit from a banking liquidity line;

- (2) In addition, the Company may invest a maximum of 10% of the net assets of any Sub-fund in transferable securities and money market instruments other than those referred to under (1) above.

II. The Company may hold ancillary liquid assets.

- III. a) (i) The Company will invest no more than 10% of the net assets of any Sub-fund in transferable securities or money market instruments issued by the same issuing body.
- (ii) The Company may not invest more than 20% of the net assets of any Sub-fund in deposits made with the same body. The risk exposure of a Sub-fund to a counterparty in an OTC derivative transaction may not exceed 10% of its net assets when the counterparty is a credit institution referred to in I. d) above or 5% of its net assets in other cases.

- b) Moreover, where the Company holds on behalf of a Sub-fund investments in transferable securities and money market instruments of issuing bodies which individually exceed 5% of the net assets of such Sub-fund, the total of all such investments must not account for more than 40% of the total net assets of such Sub-fund.

This limitation does not apply to deposits and OTC derivative transactions made with financial institutions subject to prudential supervision.

Notwithstanding the individual limits laid down in paragraph a), the Company may not combine for each Sub-fund where this would lead to investment of more than 20% of its assets in a single body, any of the following:

- investments in transferable securities or money market instruments issued by that body,
 - deposits made with that body, and/or
 - exposures arising from OTC derivative transactions undertaken with that body.
- c) The limit of 10% laid down in sub-paragraph a) (i) above is increased to a maximum of 35% in respect of transferable securities or money market instruments which are issued or guaranteed by a Member State, by its public local authorities, or by another Eligible State or by public international bodies to which one or more Member States belong.
- d) The limit of 10% laid down in sub-paragraph a) (i) is increased to 25% for covered bonds as defined under article 3, point 1 of Directive (EU) 2019/2162 of the European Parliament and of the Council of 27 November 2019 on the issue of covered bonds and covered bond public supervision and amending Directives 2009/65/EC and 2014/59/EU, and for certain bonds when they are issued before 8 July 2022 by a credit institution which has its registered office in a Member State and is subject by law, to special public supervision designed to protect bondholders. In particular, sums deriving from the issue of these bonds before 8 July 2022 must be invested in conformity with the law in assets which, during the whole period of validity of the bonds, are capable of covering claims attaching to the bonds and which, in case of bankruptcy of the issuer, would be used on a priority basis for the repayment of principal and payment of the accrued interest.

If a Sub-fund invests more than 5% of its net assets in the bonds referred to in this sub-paragraph and issued by one issuer, the total value of such investments may not exceed 80% of the net assets of the Sub-fund.

- e) The transferable securities and money market instruments referred to in paragraphs c) and d) shall not be included in the calculation of the limit of 40% in paragraph b).

The limits set out in sub-paragraphs a), b), c) and d) may not be aggregated and, accordingly, investments in transferable securities or money market instruments issued by the same issuing body, in deposits or in derivative instruments effected with the same issuing body may not, in any event, exceed a total of 35% of any Sub-fund's net assets.

¹ This directive has been repealed and replaced by Directive 2013/34/EU.

Companies which are part of the same group for the purposes of the establishment of consolidated accounts, as defined in accordance with Directive 83/349/EEC or in accordance with recognized international accounting rules, are regarded as a single body for the purpose of calculating the limits contained in this paragraph III).

The Company may cumulatively invest up to 20% of the net assets of a Sub-fund in transferable securities and money market instruments within the same group.

- f) Notwithstanding the above provisions, the Company is authorized to invest up to 100% of the net assets of any Sub-fund, in accordance with the principle of risk spreading, in transferable securities and money market instruments issued or guaranteed by a Member State, by its local authorities or agencies, or by another member state of the OECD or by Singapore, or by Brazil, or by India, or by Indonesia, or by Russia or by South Africa or by public international bodies of which one or more Member States are members, provided that such Sub-fund must hold securities from at least six different issues and securities from one issue do not account for more than 30% of the net assets of such Sub-fund.
- IV.
- a) Without prejudice to the limits laid down in paragraph V., the limits provided in paragraph III. are raised to a maximum of 20% for investments in Shares and/or debt securities issued by the same issuing body if the aim of the investment policy of a Sub-fund is to replicate the composition of a certain stock or debt securities index which is sufficiently diversified, represents an adequate benchmark for the market to which it refers, is published in an appropriate manner and disclosed in the relevant Sub-fund's investment policy.
 - b) The limit laid down in paragraph a) is raised to 35% where this proves to be justified by exceptional market conditions, in particular on Regulated Markets where certain transferable securities or money market instruments are highly dominant. The investment up to this limit is only permitted for a single issuer.
- V.
- a) The Company may not acquire Shares carrying voting rights which should enable it to exercise significant influence over the management of an issuing body.
 - b) The Company may acquire no more than:
 - 10% of the non-voting Shares of the same issuer;
 - 10% of the debt securities of the same issuer;
 - 10% of the money market instruments of the same issuer.

These limits under second and third indents may be disregarded at the time of acquisition, if at that time the gross amount of debt securities or of the money market instruments or the net amount of the instruments in issue cannot be calculated.

- c) The provisions of paragraph V. shall not be applicable to transferable securities and money market instruments issued or guaranteed by a Member State or its local authorities or by any other Eligible State, or issued by public international bodies of which one or more Member States of the EU are members.
- The provisions of this paragraph V. are also waived as regards Shares held by the Company in the capital of a company incorporated in a third country of the EU which invests its assets mainly in the securities of issuing bodies incorporated in that State, where under the legislation of that State, such a holding represents the only way in which the Company can invest in the securities of issuing bodies of that State provided that the investment policy of the company from the third country of the EU complies with the limits laid down in paragraph III., V. and VI. a), b), c) and d).
- VI.
- a) The Company may acquire units of the UCITS and/or other UCIs referred to in paragraph I) (1) c), provided that no more than 10% of a Sub-fund's net assets be invested in the units of UCITS or other UCI unless otherwise provided expressly in the specifications of a Sub-fund described under Appendix I.
 - b) The underlying investments held by the UCITS or other UCIs in which the Company invests do not have to be considered for the purpose of the investment restrictions set forth under III above.
 - c) When the Company, the Management Company or the Portfolio Managers invest in the units of UCITS and/or other UCIs that are managed, directly or by delegation, by the Management Company or by any other company with which the Management Company is linked by common management or

control, or by a direct or indirect stake of more than 10% of the capital or votes, or any other entity of an Affiliated Entity, the Management Company or other company cannot charge management, subscription or redemption fees on account of the Company's investment in the units of such UCITS and/or other UCIs.

- d) The Company may acquire no more than 25% of the units of the same UCITS or other UCI. This limit may be disregarded at the time of acquisition if at that time the gross amount of the units in issue cannot be calculated. In case of a UCITS or other UCI with multiple compartments, this restriction is applicable by reference to all units issued by the UCITS or other UCI concerned, all compartments combined.
- e) Units of UCITS and/or other UCIs in which the Company invests may have different investment restrictions. Robeco carries out proportionate due diligence to ensure that the investments in UCITS or other UCIs fit with the investment strategies or restrictions set out in the Company's investment restrictions, the Articles of Incorporation and the Prospectus.

- VII. The Company shall ensure for each Sub-fund that the global exposure relating to derivative instruments does not exceed the net assets of the relevant Sub-fund.

The exposure is calculated taking into account the current value of the underlying assets, the counterparty risk, foreseeable market movements and the time available to liquidate the positions. This shall also apply to the following sub-paragraphs.

If the Company invests in financial derivative instruments, the exposure to the underlying assets may not exceed in aggregate the investment limits laid down in paragraph III above. When the Company invests in index-based financial derivative instruments, these investments do not have to be combined to the limits laid down in paragraph III.

When a transferable security or money market instrument embeds a derivative, the latter must be taken into account when complying with the requirements of this paragraph VII.

- VIII. a) The Company may not borrow for the account of any Sub-fund amounts in excess of 10% of the net assets of that Sub-fund, any such borrowings to be from banks and to be effected only on a temporary basis, provided that the Company may acquire foreign currencies by means of back to back loans.
- b) The Company may not grant loans to or act as guarantor on behalf of third parties.
- This restriction shall not prevent the Company from acquiring transferable securities, money market instruments or other financial instruments referred to in I. (1) c), e) and f) which are not fully paid.
- c) The Company may not carry out uncovered sales of transferable securities, money market instruments or other financial instruments.
- d) The Company may only acquire movable or immovable property which is essential for the direct pursuit of its business.
- e) The Company may not acquire either precious metals or certificates representing them. Indirect investment exposure is allowed through permitted investments outlined in this Appendix.
- IX. a) The Company needs not comply with the limits laid down in this chapter when exercising subscription rights attaching to transferable securities or money market instruments which form part of its assets. While ensuring observance of the principle of risk spreading, recently created Sub-funds may derogate from paragraphs III., IV. and VI. a), b) and c) for a period of six months following the date of their creation.
- b) If the limits referred to in paragraph a) are exceeded for reasons beyond the control of the Company or as a result of the exercise of subscription rights, it must adopt as a priority objective for its sales transactions the remedying of that situation, taking due account of the interest of its Shareholders.
- c) To the extent that an issuer is a legal entity with multiple compartments where the assets of the compartment are exclusively reserved to the Investors in such compartment and to those creditors whose claim has arisen in connection with the creation, operation or liquidation of that compartment, each compartment is to be considered as a separate issuer for the purpose of the application of the risk spreading rules set out in paragraphs III., IV. and VI.
- X. Under the conditions and within the limits laid down by the Law, the Company may, to the widest extent permitted by Luxembourg laws and regulations (i) create any Sub-fund qualifying either as a feeder UCITS (a "Feeder UCITS") or as a master UCITS (a "Master UCITS"), (ii) convert any existing Sub-fund into a Feeder UCITS or Master UCITS,

or (iii) change the Master UCITS of any of its Feeder UCITS.

A Feeder UCITS shall invest at least 85% of its assets in the units of another Master UCITS. A Feeder UCITS may hold up to 15% of its assets in one or more of the following:

- ancillary liquid assets in accordance with paragraph II. above;
- financial derivative instruments, which may be used only for hedging purposes.

For the purposes of compliance with the Appendix IV "Financial Derivative Instruments and Techniques and Instruments" below, the Feeder UCITS shall calculate its global exposure relating to financial derivative instruments by combining its own direct exposure under the second indent of the preceding paragraph with either:

- the Master UCITS' actual exposure to financial derivative instruments in proportion to the Feeder UCITS' investment into the Master UCITS; or
- the Master UCITS' potential maximum global exposure to financial derivative instruments provided for in the Master UCITS' management regulations or instruments of incorporation in proportion to the Feeder UCITS' investment into the Master UCITS.

For the avoidance of doubt, please note that such a section derogates from the above investment restrictions.

XI A Sub-fund (the "Investing Fund") may subscribe, acquire and/or hold securities to be issued by one or more Sub-funds (each, a "Target Fund") without the Company being subject to the requirements of the amended law of 10 August 1915 on commercial companies with respect to the subscription, acquisition and/or the holding by a company of its own shares, under the condition however that:

- a) the Target Fund does not, in turn, invest in the Investing Fund invested in this Target Fund; and
- b) no more than 10% of the assets than the Target Fund whose acquisition is contemplated may, according to its investment policy, be invested in units of UCITS or other UCIs; and
- c) the Investing Fund may not invest more than 20% of its net assets in units of a single Target Fund; and
- d) voting rights, if any, attaching to the Shares of the Target Fund are suspended for as long as they are held by the Investing Fund concerned and without prejudice to the appropriate processing in the accounts and the periodic reports; and
- e) for as long as these securities are held by the Investing Fund, their value will not be taken into consideration for the calculation of the net assets of the Company for the purposes of verifying the minimum threshold of the net assets imposed by the Law.; and
- f) to the extent required there is no duplication of management/subscription or redemption fees between those at the level of the Investing Fund having invested in the Target Fund, and this Target Fund.

For the avoidance of doubt, please note that such a section derogates from the above investment restrictions, especially paragraph VI.

Additional investment restrictions for Taiwan:

For so long as the Company is registered in Taiwan, the Sub-funds offered and sold in Taiwan will be subject to the following restrictions:

- (a) Unless otherwise approved or announced for exemption by the Securities and Futures Bureau of the Financial Supervisory Commission (the "FSC"), the total value of open interest in long positions on derivatives, other than for hedging purposes, held by each Sub-fund may not, at any time, exceed 40% of its net asset value; the total value of open interest in short positions on derivatives held by each Sub-fund may not, at any time, exceed the total market value of the corresponding securities held by the Sub-fund;
- (b) A Sub-fund may not invest in gold, direct commodities or direct real estate;
- (c) A Sub-fund's holdings in stocks listed on exchanges in mainland China or in China related stock (as defined by the FSC) may not, at any time, exceed certain percentage limits as stipulated by the FSC from time to time;
- (d) The total investment in such Sub-fund by domestic Investors in Taiwan may not, at any time, exceed certain percentage limits as stipulated by the FSC from time to time, and

- (e) The securities market of Taiwan may not constitute a major investment region in the portfolio of any Sub-fund. The investment amount of each Sub-fund in the securities market of Taiwan shall be subject to a percentage stipulated by the FSC from time to time.

Additional investment restrictions for German tax purposes:

The Sub-funds of the following categories:

- (a) Global Equity Sub-funds (Appendix I Section 1.);
- (b) Regional & Country Equity Sub-funds (Appendix I Section 2.); and
- (c) Theme Equity Sub-funds (Appendix I Section 3.) (except for the Sub-fund Robeco Sustainable Property Equities),

intend to qualify for German tax purposes as a so-called "Equity Funds" in terms of sec. 2(6) of the GInvTA as applicable from 1 January 2018 onwards.

"Equity Funds" are defined as funds, which according to their investment conditions invest continuously more than 50% of their gross assets (defined as the value of the assets without considering liabilities) in "Equity Participations" within the meaning of sec. 2(8) GInvTA.

To this end, the aforementioned Sub-funds will invest continuously more than 50% of their gross assets in Equity Participations within the meaning of sec. 2(8) GInvTA.

Corporate actions, subscriptions/redemptions and market movements may temporarily cause a Sub-fund not to meet this Equity Participation-ratio. In such a case, the Sub-fund will take possible and reasonable measures to re-establish the indicated investment level without undue delay after getting knowledge of the shortfall.

"Equity Participations" within the meaning of sec. 2(8) of the GInvTA are defined as:

- shares in a corporation, which are admitted to official trading at an exchange or an organized market recognized by the German Federal Financial Supervisory Authority (*Bundesanstalt für Finanzdienstleistungsaufsicht*);
- shares in a corporation, which does not qualify as a "real estate company" for German purposes and which either (i) is resident in an EU member state or an EEA member state and is subject to corporate income tax in that state without being exempted from such tax or (ii) is resident in a third country and is subject to a corporate income tax in that state at a rate of at least 15% without being exempted from such tax;
- fund units in an Equity Fund with 51% of the Equity Fund units' value or, if the investment conditions of the Equity Fund provide for a higher minimum Equity Participation-ratio, with the respective higher percentage of the Equity Fund units' value;
- fund units in a so-called "Mixed Fund" (i.e. a fund, which according to its investment conditions invests continuously at least 25% of its gross assets in Equity Participations within the meaning of sec. 2(8) GInvTA) with 25% of the Mixed Fund units' value or, if the investment conditions of the Mixed Fund provide for a higher minimum Equity Participation-ratio, with the respective higher percentage of the Mixed Fund units' value.

In accordance with sec. 2 (6) sentences 2 and 3 and sec. 2(7) sentences 2 and 3 of the GInvTA, for purposes of calculating their own Equity Participation-ratios, the Sub-funds will also consider the actual Equity Participation-ratios of target funds published on each valuation day, provided that a valuation takes place at least once per week.

Pursuant to sec. 2(8) sentence 5 GInvTA the following participations do not qualify as Equity Participations:

- shares in partnerships, even if the partnerships are holding themselves shares in corporations;
- shares in corporations, which pursuant to sec. 2(9) sentence 6 of the GInvTA qualify as real estate;
- shares in corporations which are exempt from income taxation, to the extent these corporations are distributing their profits, unless the distributions are subject to a taxation of at least 15% and the investment fund is not exempt from this taxation;

- shares in corporations,
 - whose income is directly or indirectly to more than 10% derived from shares in corporations that do not fulfil the requirements of sec. 2(8) sentence no. 2 lit. a) or b) of the GInvTA, or
 - whose market value consists to more than 10% of directly or indirectly held shares in corporations that do not fulfil the requirements of sec. 2(8) sentence 1 no. 2 lit. a) or b) of the GInvTA.

APPENDIX III – RISK MANAGEMENT PROCESS

The Management Company, on behalf of the Company, employs a risk-management process which enables it to monitor and measure the financial risk of the positions and their contribution to the overall risk profile of each Sub-fund. The Management Company, on behalf of the Company employs, if applicable, a process for accurate and independent assessment of the value of any OTC derivative instruments.

An independent risk management team is responsible for the implementation of financial risk management controls on behalf of the Management Company. From a financial risk management perspective, four main risk classifications are discerned, market risk, counterparty risk, liquidity risk and sustainability risk. These are treated separately in this appendix.

Counterparty risk

With respect to counterparty risk, procedures are in place with regard to the selection of counterparties, focusing on external credit ratings and market implied default probabilities (credit spreads). Counterparty exposure and concentration limits are computed and monitored on a frequent basis. In addition, counterparty risk is mitigated by securing appropriate collateral.

For counterparties to OTC derivative transactions to be accepted they are assessed on their creditworthiness based on external resources quoting the short-and long term rating and on credit spread as well as guarantees issued by the parent company of such counterparties, if any. The minimum acceptance level for such counterparties to be accepted is that it must have a long term mid rating higher or equal to A3 and a short term mid rating equal to P-1, except for specific cases or circumstances. In addition to the external ratings, soft indicators are also examined when evaluating a new counterparty. While there are no predetermined legal status or geographical criteria applied in the selection of the counterparties, these elements are typically taken into account in the selection process.

The creditworthiness of the derivative counterparty will determine whether derivatives may be entered into with the respective counterparty. The Company will only enter into new financial derivatives transactions with counterparties specialized in this type of transaction and adhering to the acceptance criteria as set out above. In addition, the use of financial derivatives must comply with the investment objective and policy and risk profile of the Company. These internal guidelines are determined in the best interest of the client by the Company and are subject to change without prior notice.

Counterparties to securities lending transactions/repurchase agreements are assessed on their creditworthiness (based on external resources), credit spread, prudential status, as well as the availability of a guarantee provided by its parent company or the lending agent. These internal guidelines are determined in the best interest of the client by the Company and are subject to change without prior notice.

Whenever the delivery of an asset is due by a Sub-fund to a counterparty stemming from a financial derivative instrument, the Sub-fund must be able either to deliver the asset immediately or be able to acquire the asset in time for delivery. Whenever a payment is due by a Sub-fund to a counterparty stemming from a financial derivative instrument, the Sub-fund must either hold cash or have sufficient liquidity in order to meet such obligations. A coverage policy is in place to ensure that the assets in a Sub-fund are sufficiently liquid to enable the Sub-fund to fulfil its payment obligations.

Liquidity risk

The Management Company employs a liquidity risk framework that reflects the dynamic that exists between asset liquidity risk and funding liquidity risk.

Asset liquidity risk arises when transactions cannot be executed in a timely fashion at quoted market prices and/or at acceptable transaction cost levels due to the size of the trade. Or in more extreme cases, when they cannot be conducted at all. Asset liquidity risk is a function of transaction size, transaction time and transaction cost. For each Sub-fund asset liquidity risk is evaluated by calculating how much of the portfolio can be sold within a certain timeframe against acceptable transaction costs.

Funding liquidity risk occurs when the redemption requirements of clients or other liabilities cannot be met without significantly impacting the value of the portfolio. Funding liquidity risk will only arise if there is also asset liquidity risk. Funding liquidity risk is estimated by applying several redemption scenarios, and taking into account funding obligations that arise due to collateral or margin requirements from derivative positions.

Both asset and funding liquidity risks are estimated in normal and in stressed conditions. In compliance with ESMA Guidelines on liquidity stress testing in UCITS and AIFs (Final Guidelines published on 16/07/2020; ESMA34-39-897 EN) and CSSF Circular 19/733 regarding the IOSCO recommendations on liquidity risk management for open-ended UCIs, the liquidity risk management framework incorporates liquidity stress testing, which is conducted on a regular basis. The liquidity stress testing

is applied separately on asset and on funding side. The results are combined in order to determine the overall effect on a Sub-fund's liquidity.

Liquidity coverage ratio is used to measure the ability of a Sub-fund's assets to meet funding obligations. Sub-funds with liquidity coverage ratios below defined thresholds are discussed in relevant risk committees and, if deemed necessary, appropriate measures are taken.

The liquidity risk management framework is applicable at all stages of a Sub-fund's lifecycle.

Sustainability risk

The Management Company systematically incorporates sustainability factors, to the extent these present a material risk to a Sub-fund, into its investment and portfolio construction processes, alongside traditional financial risk factors. This is done through ESG scoring methodologies using proprietary sustainability research and external resources which are built into the portfolio construction process.

Processes and controls for sustainability risk integration are embedded in a designated Sustainability Risk Policy which is maintained by the risk management function and governed by the Risk Management Committee (RMC). The Sustainability Risk Policy is built on three pillars. The environmental or social characteristics promoted by a Sub-fund or sustainable investment objective of a Sub-fund is used to identify and assess the relevant material sustainability risk topics. Based on these characteristics or investment objectives sustainability risk is monitored. Sensitivity and scenario analyses are conducted on a frequent basis to assess any material impact climate change risk may have on the portfolio of a Sub-fund.

Assessment of the likely impact of sustainability risks on returns

The financial position of investments in the portfolios managed by the Management Company may deteriorate due to material sustainability related risks, depending on the investment universe.

The financial position of the securities owned by a Sub-fund in the portfolios managed by the Management Company may deteriorate due to geological or environmental risks these companies are exposed to, which in turn may impact the market value of these investments referred to as physical climate risk. Furthermore the financial position of investments in the portfolio's managed by the Management Company may deteriorate due to increasing government regulation or a shift in consumer behavior that in turn may impact the market value of these investments referred to as climate transition risk.

Failing to mitigate against the consequences of climate change could potentially have a negative impact on the underlying assets of a Sub-fund. A Sub-fund may also experience liquidity risk after a natural disaster in a relevant market, potentially resulting in redemptions.

A climate risk scenario analysis for the Sub-fund is performed as a quantitative assessment of the potential impact of climate transition scenarios. In addition sustainable investment objectives of a Sub-fund, i.e. carbon reduction, may reduce the impact on the market value of the portfolio and is less impacted by any climate transition or physical risks in general and/or market risk stemming from issuers with insufficient environmental management.

Market risk

Risk controls are designed to limit the Sub-funds' market risk. The internal risk management methodology applied by the Management Company focuses on the tracking error, relative volatility versus the benchmark, and absolute volatility. Where appropriate, the extent to which the Sub-funds are exposed to market risk is restricted by means of limits on these risk measures. Derivative positions are included in the market risk calculations, by taking into account the economic exposures of each instrument to its underlying value(s). The use of market risk limits implicitly caps the economic exposure introduced by derivatives that can be part of the portfolio. In circumstances where the market risk of a Sub-fund is measured relative to an appropriate benchmark, where possible, the Sub-fund uses a widely accepted index as benchmark. On top of the above mentioned risk measures, results of stress scenarios are analyzed and monitored. Both the absolute and relative (to the benchmark) stress test results are measured and monitored. In addition, concentration limits (e.g. on countries or sectors) vis-a-vis the benchmark may apply.

Next to the internal market risk measures, the table "Global exposure method and leverage" below presents an overview for the different Sub-funds of the method used to calculate global exposure (i.e. commitment approach, relative VaR or absolute VaR).

For Sub-funds using the commitment approach to calculate global exposure, the positions in financial derivative instruments are converted into equivalent positions of the underlying assets. The total commitment is quantified as the sum of the absolute values of the individual commitments, after consideration of the possible effects of netting and hedging. For Sub-funds using

the commitment approach to calculate global exposure, the global exposure of the Sub-fund may reach 210% of its net assets, the possibility to effect borrowings up to 10% of the net assets of the Sub-fund included.

For Sub-funds using the VaR approach, the expected and maximum expected levels of leverage are calculated by using sum of notional approach. The level of leverage using the sum of notional approach is expressed as a ratio between the aggregate of the notional values of all FDI entered into by the Sub-fund (including FDI that are used for investment purposes and/or for hedging purposes) and its NAV.

Global exposure method and leverage

| Sub-funds Name | Method used to calculate the global exposure | Expected level of leverage | Leverage is not expected to exceed |
|---|--|----------------------------|------------------------------------|
| <i>Global Equity Sub-funds</i> | | | |
| Robeco BP Global Premium Equities | Commitment approach | | |
| Robeco Emerging Markets Equities | Commitment approach | | |
| Robeco Sustainable Emerging Stars Equities | Commitment approach | | |
| Robeco Emerging Stars Equities | Commitment approach | | |
| Robeco Sustainable Global Stars Equities | Commitment approach | | |
| Robeco QI Customized Emerging Markets Enhanced Index Equities I | Commitment approach | | |
| Robeco QI Emerging Conservative Equities | Commitment approach | | |
| Robeco QI Emerging Markets Active Equities | Commitment approach | | |
| Robeco QI Emerging Markets Enhanced Index Equities | Commitment approach | | |
| Robeco QI Emerging Markets Sustainable Active Equities | Commitment approach | | |
| Robeco QI Global Conservative Equities | Commitment approach | | |
| Robeco QI Global Developed Active Equities | Commitment approach | | |
| Robeco QI Global Developed Conservative Equities | Commitment approach | | |
| Robeco QI Global Developed Enhanced Index Equities | Commitment approach | | |
| Robeco QI Global Developed Multi-Factor Equities | Commitment approach | | |
| Robeco QI Global Momentum Equities | Commitment approach | | |
| Robeco QI Global Quality Equities | Commitment approach | | |
| Robeco QI Global SDG & Climate Conservative Equities | Commitment approach | | |
| Robeco QI Global Value Equities | Commitment approach | | |
| Robeco QI Global Developed Sustainable Enhanced Index Equities | Commitment approach | | |
| Robeco QI Emerging Markets Sustainable Enhanced Index Equities | Commitment approach | | |
| Robeco Global SDG Equities | Commitment approach | | |
| Robeco Global SDG Engagement Equities | Commitment approach | | |
| Robeco QI Emerging Markets Sustainable Enhanced Index Equities II | Commitment approach | | |
| Robeco QI Global SDG & Climate Beta Equities | Commitment approach | | |
| Robeco Quantum Equities | Commitment approach | | |
| Robeco Emerging Markets Ex China Equities | Commitment approach | | |
| Robeco Emerging Markets SDG Equities | Commitment approach | | |
| Robeco Emerging Markets SDG Engagement Equities | Commitment approach | | |
| Robeco Emerging Markets Asia Select Equities | Commitment approach | | |
| Robeco QI Emerging Markets Ex China Active Equities | Commitment approach | | |
| Robeco QI Emerging Ex China Conservative Equities | Commitment approach | | |
| Robeco Quantum Market Neutral Equities | Absolute VaR | 200% | 300% |
| Robeco QI Global Developed Active Small Cap Equities | Commitment Approach | | |
| Robeco Emerging Markets Climate Transition Equities | Commitment Approach | | |
| <i>Regional & Country Equity Sub-funds</i> | | | |
| Robeco Asian Stars Equities | Commitment approach | | |
| Robeco Sustainable Asian Stars Equities | Commitment approach | | |
| Robeco Asia-Pacific Equities | Commitment approach | | |
| Robeco BP US Large Cap Equities | Commitment approach | | |
| Robeco BP US Premium Equities | Commitment approach | | |
| Robeco BP US Select Opportunities Equities | Commitment approach | | |
| Robeco Chinese A-share Equities | Commitment approach | | |

| Sub-funds Name | Method used to calculate the global exposure | Expected level of leverage | Leverage is not expected to exceed |
|---|--|----------------------------|------------------------------------|
| Robeco Chinese Equities | Commitment approach | | |
| Robeco Indian Equities | Commitment approach | | |
| Robeco QI Chinese A-share Active Equities | Commitment approach | | |
| Robeco QI Chinese A-share Conservative Equities | Commitment approach | | |
| Robeco QI European Conservative Equities | Commitment approach | | |
| Robeco QI European Active Equities | Commitment approach | | |
| Robeco QI European Value Equities | Commitment approach | | |
| Robeco QI US Conservative Equities | Commitment approach | | |
| Robeco QI US Climate Beta Equities | Commitment approach | | |
| Robeco Sustainable European Stars Equities | Commitment approach | | |
| Robeco Transition Asian Equities | Commitment Approach | | |
| <i>Theme Equity Sub-funds</i> | | | |
| Robeco FinTech | Commitment approach | | |
| Robeco Global Multi-Thematic | Commitment approach | | |
| Robeco Global Consumer Trends | Commitment approach | | |
| Robeco Digital Innovations | Commitment approach | | |
| Robeco New World Financials | Commitment approach | | |
| Robeco Sustainable Property Equities | Commitment approach | | |
| Robeco Circular Economy | Commitment approach | | |
| Robeco Smart Energy | Commitment approach | | |
| Robeco Smart Materials | Commitment approach | | |
| Robeco Smart Mobility | Commitment approach | | |
| Robeco Sustainable Healthy Living | Commitment approach | | |
| Robeco Sustainable Water | Commitment approach | | |
| Robeco Global Gender Equality | Commitment approach | | |
| Robeco Next Digital Billion | Commitment approach | | |
| Robeco Biodiversity Equities | Commitment approach | | |
| Robeco Global Climate Transition Equities | Commitment approach | | |
| Robeco Fashion Engagement | Commitment approach | | |
| Robeco Gravis Digital Infrastructure Income | Commitment approach | | |
| <i>Global Bond Sub-funds</i> | | | |
| Robeco Global Credits | Relative VaR | 75% | 300% |
| Robeco Global Credits – Short Maturity | Relative VaR | 75% | 300% |
| Robeco Corporate Hybrid Bonds | Relative VaR | 75% | 300% |
| Robeco SDG Credit Income | Absolute VaR | 200% | 300% |
| Robeco Global SDG Credits | Relative VaR | 75% | 300% |
| Robeco SDG High Yield Bonds | Relative VaR | 50% | 200% |
| Robeco High Yield Bonds | Relative VaR | 50% | 200% |
| Robeco QI Dynamic High Yield | Relative VaR | 150% | 300% |
| Robeco QI Global Multi-Factor Bonds | Relative VaR | 150% | 300% |
| Robeco QI Global Multi-Factor Credits | Relative VaR | 100% | 200% |
| Robeco QI Global Multi-Factor High Yield | Relative VaR | 75% | 200% |
| Robeco Global Green Bonds | Relative VaR | 150% | 200% |
| Robeco Climate Global Credits | Relative VaR | 75% | 200% |
| Robeco Climate Global Bonds | Relative VaR | 300% | 550% |
| Robeco QI Global SDG & Climate Multi-Factor Credits | Relative VaR | 100% | 200% |
| Robeco Transition Emerging Credits | Commitment approach | | |
| Robeco Climate Global High Yield Bonds | Relative VaR | 50% | 200% |
| Robeco High Income Green Bonds | Absolute VaR Approach | 100% | 300% |
| Robeco Sustainable Global Bonds | Relative VaR | 200% | 400% |
| Robeco QI Global Dynamic Duration | Relative VaR | 125% | 200% |
| Robeco Emerging Markets Bonds | Relative VaR | 100% | 200% |
| Robeco Emerging Markets Bonds Local Currency | Relative VaR | 100% | 200% |
| <i>Regional Bond Sub-funds</i> | | | |
| Robeco All Strategy Euro Bonds | Relative VaR | 300% | 550% |
| Robeco Euro Credit Bonds | Relative VaR | 50% | 100% |
| Robeco Euro Government Bonds | Relative VaR | 150% | 300% |
| Robeco Transition Asian Bonds | Commitment approach | | |

| Sub-funds Name | Method used to calculate the global exposure | Expected level of leverage | Leverage is not expected to exceed |
|---|--|----------------------------|------------------------------------|
| Robeco Euro SDG Credits | Relative VaR | 50% | 100% |
| Robeco European High Yield Bonds | Relative VaR | 25% | 100% |
| Robeco Financial Institutions Bonds | Relative VaR | 25% | 100% |
| Robeco US Green Bonds | Relative VaR | 100% | 200% |
| Robeco Euro SDG Short Duration Bonds | Relative VaR | 100% | 350% |
| Robeco Climate Euro Credits | Relative VaR | 35% | 200% |
| <i>Asset Allocation Sub-funds</i> | | | |
| Robeco Sustainable Income Allocation | Relative VaR | 250% | 550% |
| Robeco Sustainable Dynamic Allocation | Relative VaR | 150% | 450% |
| Robeco Sustainable Diversified Allocation | Relative VaR | 150% | 325% |
| Robeco Flexible Allocation | Absolute VaR | 200% | 450% |

* The expected maximum level of leverage results from the fact that this strategy will use financial derivatives (including but not limited to futures, swaps and currency forwards) extensively to implement the investment policy. Monitoring is performed to ensure that the leverage does not result in excessive concentration risk.

APPENDIX IV – FINANCIAL DERIVATIVE INSTRUMENTS, EFFICIENT PORTFOLIO MANAGEMENT TECHNIQUES AND INSTRUMENTS

The Company can employ (i) financial derivatives on eligible assets and (ii) techniques and instruments relating to transferable securities and money market instruments under the conditions and within the limits laid down by the Law and the regulations of the supervisory authority. The Company will employ derivatives for efficient portfolio management, for hedging purposes and for investment purposes.

The conditions of use and the limits applicable shall in all circumstances comply with the provisions laid down in the Law.

Under no circumstances shall these operations cause the Company and its Sub-funds to diverge from its investment policies and restrictions.

Techniques and Instruments (including but not limited to securities lending and (reverse) repurchase agreements) relating to transferable securities and money market instruments can be used by each Sub-fund for the purpose of efficient portfolio management as further described hereafter.

Unless otherwise provided in sub-section "Levels securities lending, (reverse) repurchase agreements and Equity Swaps (including TRS and CFD)", a Sub-fund can make use of reverse repurchase transactions, securities lending and Equity Swaps (including TRS and CFD) on a continuous basis.

Securities lending is used to improve the performance either through the fee paid by the borrower for the use of the securities or the reinvestment of the cash collateral. The maximum level of securities lending for a Sub-fund is set at 75%, this level is only expected to be reached in exceptional market circumstances. As indicated below, the Sub-fund Robeco QI Emerging Markets Enhanced Index Equities is excluded from engaging in securities lending transactions.

Reverse repurchase agreements are used to collateralise cash positions and mitigate counterparty exposure as indicated below.

For the avoidance of doubt, even if the expected exposure to securities lending or reverse repurchase transactions can vary between Sub-funds, the objectives of the use of such transactions remain the same for all relevant Sub-funds. The proportion of a Sub-fund's net assets subject to securities lending and reverse repurchase transactions will be dependent on factors such as, but not limited to, the Sub-fund's total net assets, the demand from the underlying market and seasonal trends in the underlying market. During periods of little or no demand from the market, the proportion of a Sub-fund's net assets subject to securities lending and/or reverse repurchase transactions can be lower, while there may also be periods of higher demand, in which case the proportion will be higher.

Repurchase agreements can be used in exceptional circumstances to obtain liquidity at a low rate of interest to meet sudden redemptions. Buy-sell back transactions, sell-buy back transactions and margin lending transactions will not be used.

SECURITIES LENDING, (REVERSE) REPURCHASE AGREEMENTS AND EQUITY SWAPS (including TRS and CFD)

To the maximum extent allowed by, and within the limits set forth in the laws and regulations applicable to the Company, in particular the provisions of (i) Article 11 of the Grand Ducal regulation of 8 February 2008 relating to certain definitions of the Law, of (ii) CSSF Circular 08/356 relating to the rules applicable to undertakings for collective investments when they use certain techniques and instruments relating to transferable securities and money market instruments and of (iii) CSSF Circular 14/592 relating to ESMA Guidelines 2014/937 on ETFs and other UCITS issues (as these pieces of regulations may be amended or replaced from time to time).

The income of securities lending transactions will be for the benefit of the Sub-fund except for a fee applied by the Lending Agent (i.e. the percentage of the income of the securities lending transactions that is retained by the Lending Agent), based on the securities lending returns. This fee amounts to (A) 25% of the income from these securities lending transactions for any Loans which generate a return of 0.5% (i.e. the relevant Sub-fund retains 75% of the gross revenues generated from securities lending activities) or less and (B) 10% of the income from these securities lending transactions for any Loans which generate a return greater than 0.5% (i.e. the relevant Sub-fund retains 90% of the gross revenues). All operational costs / fees of running the programme are paid from the Lending Agent's fee. This includes all direct and indirect costs / fees generated by the securities lending activities. The Lending Agent receives its fee for providing its operational support, its expertise and risk management in relation to the securities lending activities as well as collateral management activities in relation to securities lending.

If cash collateral is received, the Lending Agent will conduct reverse repurchase transactions in order to mitigate counterparty exposures, the result generated by these transactions will be for the benefit/cost of the Sub-fund except for a fee applied by the Lending Agent (i.e. the percentage of the income of the reverse repurchase transactions that is retained by the Lending Agent), based on the returns. This fee amounts to (A) 25% of the income from these transactions if the return is 0.5% (i.e. the relevant Sub-fund retains 75% of the gross revenues generated from reverse repurchase transactions) or less and (B) 10% of the income from these transactions if the return is greater than 0.5% (i.e. the relevant Sub-fund retains 90% of the gross revenues).

The Management Company may invest into Equity Swaps (including TRS and CFD). The net revenues from Equity Swaps (including TRS and CFD) will be solely for the account of the relevant Sub-fund as there are no fees paid to a counterparty or an intermediary. The costs attributed to Equity Swaps (including TRS and CFD) held are included in the spread.

The Management Company conducts repurchase / reverse repurchase transactions with respect to cash positions of the relevant Sub-fund on behalf of the Company. The Management Company may appoint a third party, that may be related to the Depository, to conduct these transactions. The net revenues from repurchase / reverse repurchase transactions will be solely for the account of the relevant Sub-fund, net of reasonable operational costs and fees. The annual report of the Company shall contain details of the revenues arising from the repurchase / reverse repurchase, together with the direct and indirect operational costs and fees incurred.

The Management Company may invest into Equity Swaps (including TRS and CFD). The return from into Equity Swaps (including TRS and CFD) will be solely for the account of the relevant Sub-fund.

Counterparties to securities lending transactions/repurchase agreements/Equity Swaps (including TRS and CFD) are assessed as described in [APPENDIX III – RISK MANAGEMENT PROCESS](#).

The maximum and expected level of leverage in respect of securities lending transactions/repurchase agreements/Equity Swaps (including TRS and CFD) is mentioned in the table below. The securities lending transactions/repurchase agreements must not affect the management of the Company in accordance with their investment policy.

The collateral can be enforced if there is an event of default under the relevant agreement. The collateral can be subject to the right of set-off if the relevant agreement stipulates so.

Specific risks linked to securities lending and (reverse) repurchase agreements

Use of the aforesaid techniques and instruments involves certain risks, some of which are listed in the following paragraphs (in addition to the general information provided under Section 4 of the Prospectus), and there can be no assurance that the objective sought to be obtained from such use will be achieved.

The use of securities lending transactions and/or (reverse) repurchase agreements could, in the event of default (and specifically an event of default of a counterparty) have a negative impact on the performance of the Sub-fund. The risk management process implemented by the Management Company (as described in [APPENDIX III – RISK MANAGEMENT PROCESS](#)) aims at mitigating such a risk.

Levels securities lending, (reverse) repurchase agreements and Equity Swaps (including TRS and CFD)

| Sub-funds Name | Repurchase agreements | | Reverse repurchase agreements | | Securities lending | | Equity Swaps (incl. TRS and CFD) | |
|---|-----------------------|---------------|-------------------------------|---------------|--------------------|---------------|----------------------------------|---------------|
| | Expected level | Maximum level | Expected level | Maximum level | Expected level | Maximum level | Expected level | Maximum level |
| <i>Global Equity Sub-funds</i> | | | | | | | | |
| Robeco BP Global Premium Equities | 0% | 10% | 0-5% | 15% | 10% | 49% | N/A | N/A |
| Robeco Emerging Markets Equities | 0% | 10% | 0-5% | 15% | 10% | 49% | N/A | N/A |
| Robeco Sustainable Emerging Stars Equities | 0% | 10% | 0-5% | 15% | 15% | 49% | N/A | N/A |
| Robeco Emerging Stars Equities | 0% | 10% | 0-5% | 15% | 5% | 49% | N/A | N/A |
| Robeco Sustainable Global Stars Equities | 0% | 10% | 0-5% | 15% | 5% | 49% | N/A | N/A |
| Robeco QI Customized Emerging Markets Enhanced Index Equities I | 0% | 10% | 0-5% | 15% | 5% | 49% | N/A | N/A |
| Robeco QI Emerging Conservative Equities | 0% | 10% | 0-5% | 15% | 5% | 49% | N/A | N/A |
| Robeco QI Emerging Markets Active Equities | 0% | 10% | 0-5% | 15% | 10% | 49% | N/A | N/A |
| Robeco QI Emerging Markets Enhanced Index Equities | 0% | 10% | 0-5% | 15% | N/A | N/A | N/A | N/A |
| Robeco QI Emerging Markets Sustainable Active Equities | 0% | 10% | 0-5% | 15% | 5% | 49% | N/A | N/A |
| Robeco QI Global Conservative Equities | 0% | 10% | 0-5% | 15% | 10% | 49% | N/A | N/A |
| Robeco QI Global Developed Active Equities | 0% | 10% | 0-5% | 15% | 10% | 49% | N/A | N/A |
| Robeco QI Global Developed Conservative Equities | 0% | 10% | 0-5% | 15% | 10% | 49% | N/A | N/A |
| Robeco QI Global Developed Enhanced Index Equities | 0% | 10% | 0-5% | 15% | 10% | 49% | N/A | N/A |
| Robeco QI Global Developed Multi-Factor Equities | 0% | 10% | 0-5% | 15% | 5% | 49% | N/A | N/A |

| Sub-funds Name | Repurchase agreements | | Reverse repurchase agreements | | Securities lending | | Equity Swaps (incl. TRS and CFD) | |
|---|-----------------------|---------------|-------------------------------|---------------|--------------------|---------------|----------------------------------|---------------|
| | Expected level | Maximum level | Expected level | Maximum level | Expected level | Maximum level | Expected level | Maximum level |
| Robeco QI Global Momentum Equities | 0% | 10% | 0-5% | 15% | 10% | 75% | N/A | N/A |
| Robeco QI Global Quality Equities | 0% | 10% | 0-5% | 15% | 15% | 49% | N/A | N/A |
| Robeco QI Global SDG & Climate Conservative Equities | 0% | 10% | 0-5% | 15% | 10% | 49% | N/A | N/A |
| Robeco QI Global Value Equities | 0% | 10% | 0-5% | 15% | 15% | 49% | N/A | N/A |
| Robeco QI Global Developed Sustainable Enhanced Index Equities | 0% | 10% | 0-5% | 15% | 10% | 49% | N/A | N/A |
| Robeco QI Emerging Markets Sustainable Enhanced Index Equities | 0% | 10% | 0-5% | 15% | 15% | 49% | N/A | N/A |
| Robeco Global SDG Equities | 0% | 10% | 0-5% | 15% | 10% | 49% | N/A | N/A |
| Robeco Global SDG Engagement Equities | 0% | 10% | 0-5% | 15% | 10% | 49% | N/A | N/A |
| Robeco QI Emerging Markets Sustainable Enhanced Index Equities II | 0% | 10% | 0-5% | 15% | N/A | N/A | N/A | N/A |
| Robeco QI Global SDG & Climate Beta Equities | 0% | 10% | 0-5% | 15% | 10% | 49% | N/A | N/A |
| Robeco Quantum Equities | 0% | 10% | 0-5% | 15% | 5% | 49% | N/A | N/A |
| Robeco Emerging Markets Ex China Equities | 0% | 10% | 0-5% | 15% | 10% | 49% | N/A | N/A |
| Robeco Emerging Markets SDG Equities | 0% | 10% | 0-5% | 15% | 10% | 49% | N/A | N/A |
| Robeco Emerging Markets SDG Engagement Equities | 0% | 10% | 0-5% | 15% | 0-5% | 49% | N/A | N/A |
| Robeco Emerging Markets Asia Select Equities | 0% | 10% | 0-5% | 15% | 0-5% | 49% | N/A | N/A |
| Robeco QI Emerging Markets Ex China Active Equities | 0% | 10% | 0-5% | 15% | 10% | 49% | N/A | N/A |
| Robeco QI Emerging Ex China Conservative Equities | 0% | 10% | 0-5% | 15% | 5% | 49% | N/A | N/A |
| Robeco Quantum Market Neutral Equities | 0% | 10% | 70-80% | 100% | 0-5% | 49% | 200% | 300% |
| Robeco QI Global Developed Active Small Cap Equities | 0% | 10% | 0-5% | 15% | 0-10% | 49% | N/A | N/A |
| Robeco Emerging Markets Climate Transition Equities | 0% | 10% | 0-5% | 15% | 5% | 49% | N/A | N/A |
| <i>Regional & Country Equity Sub-funds</i> | | | | | | | | |
| Robeco Asian Stars Equities | 0% | 10% | 0-5% | 15% | 10% | 49% | N/A | N/A |
| Robeco Sustainable Asian Stars Equities | 0% | 10% | 0-5% | 15% | 30% | 75% | N/A | N/A |
| Robeco Asia-Pacific Equities | 0% | 10% | 0-5% | 15% | 10% | 75% | N/A | N/A |
| Robeco BP US Large Cap Equities | 0% | 10% | 0-5% | 15% | 5% | 49% | N/A | N/A |
| Robeco BP US Premium Equities | 0% | 10% | 0-5% | 15% | 5% | 49% | N/A | N/A |
| Robeco BP US Select Opportunities Equities | 0% | 10% | 0-5% | 15% | 10% | 49% | N/A | N/A |
| Robeco Chinese A-share Equities | 0% | 10% | 0-5% | 15% | 5% | 49% | N/A | N/A |
| Robeco Chinese Equities | 0% | 10% | 0-5% | 15% | 10% | 49% | N/A | N/A |
| Robeco Indian Equities | 0% | 10% | 0-5% | 15% | 5% | 49% | N/A | N/A |
| Robeco QI Chinese A-share Active Equities | 0% | 10% | 0-5% | 15% | 5% | 49% | N/A | N/A |
| Robeco QI Chinese A-share Conservative Equities | 0% | 10% | 0-5% | 15% | 5% | 49% | N/A | N/A |
| Robeco QI European Conservative Equities | 0% | 10% | 0-5% | 15% | 10% | 49% | N/A | N/A |
| Robeco QI European Active Equities | 0% | 10% | 0-5% | 15% | 10% | 75% | N/A | N/A |
| Robeco QI European Value Equities | 0% | 10% | 0-5% | 15% | 10% | 49% | N/A | N/A |
| Robeco QI US Conservative Equities | 0% | 10% | 0-5% | 15% | 10% | 49% | N/A | N/A |
| Robeco QI US Climate Beta Equities | 0% | 10% | 0-5% | 15% | 10% | 49% | N/A | N/A |
| Robeco Sustainable European Stars Equities | 0% | 10% | 0-5% | 15% | 10% | 49% | N/A | N/A |
| Robeco Transition Asian Equities | 0% | 10% | 0-5% | 15% | 10% | 49% | N/A | N/A |
| <i>Theme Equity Sub-funds</i> | | | | | | | | |
| Robeco FinTech | 0% | 10% | 0-5% | 15% | 10% | 49% | N/A | N/A |
| Robeco Global Multi-Thematic | 0% | 10% | 0-5% | 15% | 0-5% | 49% | N/A | N/A |
| Robeco Global Consumer Trends | 0% | 10% | 0-5% | 15% | 10% | 49% | N/A | N/A |
| Robeco Digital Innovations | 0% | 10% | 0-5% | 15% | 10% | 49% | N/A | N/A |
| Robeco New World Financials | 0% | 10% | 0-5% | 15% | 10% | 49% | N/A | N/A |
| Robeco Sustainable Property Equities | 0% | 10% | 0-5% | 15% | 10% | 49% | N/A | N/A |
| Robeco Circular Economy | 0% | 10% | 0-5% | 15% | 0-5% | 49% | N/A | N/A |
| Robeco Smart Energy | 0% | 10% | 0-5% | 15% | 0-5% | 49% | N/A | N/A |
| Robeco Smart Materials | 0% | 10% | 0-5% | 15% | 0-5% | 49% | N/A | N/A |
| Robeco Smart Mobility | 0% | 10% | 0-5% | 15% | 0-5% | 49% | N/A | N/A |
| Robeco Sustainable Healthy Living | 0% | 10% | 0-5% | 15% | 0-5% | 49% | N/A | N/A |
| Robeco Sustainable Water | 0% | 10% | 0-5% | 15% | 0-5% | 49% | N/A | N/A |
| Robeco Global Gender Equality | 0% | 10% | 0-5% | 15% | 0-5% | 49% | N/A | N/A |
| Robeco Next Digital Billion | 0% | 10% | 0-5% | 15% | 10% | 49% | N/A | N/A |
| Robeco Biodiversity Equities | 0% | 10% | 0-5% | 15% | 5% | 49% | N/A | N/A |
| Robeco Global Climate Transition Equities | 0% | 10% | 0-5% | 15% | 5% | 49% | N/A | N/A |
| Robeco Fashion Engagement | 0% | 10% | 0-5% | 15% | 0-5% | 49% | N/A | N/A |
| Robeco Gravis Digital Infrastructure Income | 0% | 10% | 0-5% | 10% | 0-5% | 49% | N/A | N/A |
| <i>Global Bond Sub-funds</i> | | | | | | | | |
| Robeco Global Credits | 0% | 10% | 0-5% | 15% | 10% | 49% | N/A | N/A |
| Robeco Global Credits – Short Maturity | 0% | 10% | 0-5% | 15% | 10% | 49% | N/A | N/A |
| Robeco Corporate Hybrid Bonds | 0% | 10% | 0-5% | 15% | 10% | 75% | N/A | N/A |
| Robeco SDG Credit Income | 0% | 10% | 0-5% | 15% | 10% | 49% | N/A | N/A |
| Robeco Global SDG Credits | 0% | 10% | 0-5% | 15% | 10% | 75% | N/A | N/A |

| Sub-funds Name | Repurchase agreements | | Reverse repurchase agreements | | Securities lending | | Equity Swaps (incl. TRS and CFD) | |
|---|-----------------------|---------------|-------------------------------|---------------|--------------------|---------------|----------------------------------|---------------|
| | Expected level | Maximum level | Expected level | Maximum level | Expected level | Maximum level | Expected level | Maximum level |
| Robeco SDG High Yield Bonds | 0% | 10% | 0-5% | 15% | 5% | 49% | N/A | N/A |
| Robeco High Yield Bonds | 0% | 10% | 0-15% | 15% | 10% | 49% | N/A | N/A |
| Robeco QI Dynamic High Yield | 0% | 10% | 0-5% | 15% | 20% | 75% | N/A | N/A |
| Robeco QI Global Multi-Factor Bonds | 0% | 10% | 0-5% | 15% | 5% | 49% | N/A | N/A |
| Robeco QI Global Multi-Factor Credits | 0% | 10% | 0-5% | 15% | 10% | 49% | N/A | N/A |
| Robeco QI Global Multi-Factor High Yield | 0% | 10% | 0-5% | 15% | 10% | 49% | N/A | N/A |
| Robeco Global Green Bonds | 0% | 10% | 0-5% | 15% | 20% | 49% | N/A | N/A |
| Robeco Climate Global Credits | 0% | 10% | 0-5% | 15% | 0-5% | 49% | N/A | N/A |
| Robeco Climate Global Bonds | 0% | 10% | 0-5% | 15% | 0-5% | 49% | N/A | N/A |
| Robeco QI Global SDG & Climate Multi-Factor Credits | 0% | 10% | 0-5% | 15% | 10% | 49% | N/A | N/A |
| Robeco Transition Emerging Credits | 0% | 10% | 0-5% | 15% | 10% | 49% | N/A | N/A |
| Robeco Climate Global High Yield Bonds | 0% | 10% | 0-15% | 15% | 10% | 75% | N/A | N/A |
| Robeco High Income Green Bonds | 0% | 10% | 0-5% | 15% | 10% | 49% | N/A | N/A |
| Robeco Sustainable Global Bonds | 0% | 10% | 0-5% | 15% | 15% | 75% | N/A | N/A |
| Robeco QI Global Dynamic Duration | 0% | 10% | 0-5% | 15% | 25% | 75% | N/A | N/A |
| Robeco Emerging Markets Bonds | 0% | 10% | 0-5% | 15% | 0-5% | 49% | N/A | N/A |
| Robeco Emerging Markets Bonds Local Currency | 0% | 10% | 0-5% | 15% | 0-5% | 49% | N/A | N/A |
| <i>Regional Bond Sub-funds</i> | | | | | | | | |
| Robeco All Strategy Euro Bonds | 0% | 10% | 0-5% | 15% | 20% | 75% | N/A | N/A |
| Robeco Euro Credit Bonds | 0% | 10% | 0-5% | 15% | 10% | 49% | N/A | N/A |
| Robeco Euro Government Bonds | 0% | 10% | 0-5% | 15% | 20% | 75% | N/A | N/A |
| Robeco Transition Asian Bonds | 0% | 10% | 0-5% | 15% | 10% | 49% | N/A | N/A |
| Robeco Euro SDG Credits | 0% | 10% | 0-5% | 15% | 15% | 49% | N/A | N/A |
| Robeco European High Yield Bonds | 0% | 10% | 0-5% | 15% | 15% | 75% | N/A | N/A |
| Robeco Financial Institutions Bonds | 0% | 10% | 0-10% | 15% | 10% | 49% | N/A | N/A |
| Robeco US Green Bonds | 0% | 10% | 0-5% | 15% | 20% | 49% | N/A | N/A |
| Robeco Euro SDG Short Duration Bonds | 0% | 10% | 0-5% | 15% | 0-5% | 49% | N/A | N/A |
| Robeco Climate Euro Credits | 0% | 10% | 0-5% | 15% | 0-5% | 49% | N/A | N/A |
| <i>Asset Allocation Sub-funds</i> | | | | | | | | |
| Robeco Sustainable Income Allocation | 0% | 10% | 0-5% | 15% | 0-5% | 49% | 0% | 10% |
| Robeco Sustainable Dynamic Allocation | 0% | 10% | 0-5% | 15% | 0-5% | 49% | 0% | 15% |
| Robeco Sustainable Diversified Allocation | 0% | 10% | 0-5% | 15% | 0-5% | 49% | 0% | 20% |
| Robeco Flexible Allocation | 0% | 10% | 0-5% | 15% | 0-5% | 49% | 0% | 15% |

FINANCIAL DERIVATIVE INSTRUMENTS

To the maximum extent allowed by, and within the limits set forth in the laws and regulations applicable to the Company, in particular the provisions of (i) Article 11 of the Grand Ducal regulation of 8 February 2008 relating to certain definitions of the Law, of (ii) CSSF Circular 08/356 relating to the rules applicable to undertakings for collective investments when they use certain techniques and instruments relating to transferable securities and money market instruments and of (iii) CSSF Circular 14/592 relating to ESMA Guidelines on ETFs and other UCITS issues (as these pieces of regulations may be amended or replaced from time to time), the Company can for the purpose of generating additional capital or income or for reducing costs or risks enter, into financial derivative transactions, as further indicated in Appendix I.

The derivative transactions and the collateral exchanged pursuant to those transactions are in principle governed by the ISDA Master Agreements (or an equivalent document) and the Credit Support Annex (or an equivalent document) respectively. The International Swaps and Derivatives Association ("ISDA") has produced this standardized documentation for these transactions.

Counterparties of the derivative transactions are assessed as described in Appendix III.

Should the Company invest in financial derivative instruments related to an index for investment purposes, information on the index and its rebalancing frequency would be disclosed in [APPENDIX I](#) prior thereto, by way of reference to the website of the index sponsor as appropriate.

Should a Sub-fund invest in financial derivative instruments which underlying is a financial index, it is expected that the rebalancing frequency of the index should not require a rebalancing of the portfolio of the Sub-fund considering its investment policy and should not either generate additional costs for the Sub-fund.

The Management Company transacts the financial derivative transactions on behalf of the Company. The result generated from the derivatives transactions (positive or negative) is solely for the account of the Company and is further specified in the Company's audited reports.

Please note that if any counterparty to a financial derivative transaction has discretion as indicated under point 38 d) of the ESMA Guidelines on ETFs and other UCITS issues (ESMA/2014/937 EN), the counterparty will have to be approved by the CSSF as portfolio manager in respect of the relevant Sub-fund.

Conflict of interest

Pursuant to the Management Company Services Agreement between the Company and the Management Company and, as the case may be, the Portfolio Management Agreements between the Management Company and the Portfolio Managers (if any), the Management Company and the Portfolio Managers (if any) undertake to disclose all and any conflicts of interest that may arise regarding the provision of its services in writing to the Company. Notwithstanding this, the Management Company and the Portfolio Managers (if any) shall be at liberty to act as management company to any other person or persons it might think fit and nothing herein contained shall prevent the Management Company or the Portfolio Manager (if any) from contracting or entering into any financial, banking, commercial, advisory or other transactions (including without limitation financial derivative transactions) whether on its own account or on the account of others as allowable by law and regulation.

More specifically in relation to the use of financial derivatives such as but not limited to swaps (including but not limited to Equity Swaps, credit default swaps, interest rate swaps and index swaps), futures and options, the Management Company undertakes to disclose all and any conflicts of interest that may arise regarding these transactions, in writing to the Company.

With respect to securities lending transactions and (reverse) repurchase agreements, the Lending Agent maintains a conflicts of interest policy for identifying, preventing and managing conflicts of interest between the lender and the agent or any person directly or indirectly linked to the Lending Agent or between the Lending Agent and another client of the Lending Agent. Up-to-date information on the conflicts of interest policy can be obtained via the following website link: <http://www.jporganchase.com/>.

It is not intended to lend the securities to an affiliated entity of the Company.

Credit Default Swaps

Credit default swaps can be used to buy protection under credit default swaps or sell protection under credit default swaps in order to acquire a specific credit exposure. A credit default swap is a bilateral financial contract in which one counterpart (the protection buyer) pays a periodic fee in return for a contingent payment by the protection seller following a credit event of a reference issuer. The protection buyer must either sell particular obligations issued by the reference issuer at their par value (or some other designated reference or strike price) when a credit event occurs or receive a cash settlement based on the difference between the market price and such reference or strike price. The credit default swaps to be entered into will be marked to market daily on this basis. A credit event is commonly defined as bankruptcy, insolvency, receivership, material adverse restructuring of debt, or failure to meet payment obligations when due.

CDS basket swaps (such as iTraxx and IBOXX families of CDS basket swaps) are basket swaps that reference a range of securities or derivative instruments. The Sub-fund can invest in CDS basket swaps and CDS as protection buyer and seller. The main advantages of CDS basket swaps are instant exposure to a very diversified basket of credits with low bid and offer costs and use for example as credit hedge for an existing single name credit default swap or cash bond.

Interest rate Swaps

The Company can make use of interest rate swaps. An interest rate swap is an agreement between two counterparties whereby one stream of future interest payments is exchanged for another based on a specified principal amount. Interest rate swaps often exchange a fixed payment for a floating payment that is linked to an interest rate. A counterparty will typically use interest rate swaps to limit or manage exposure to fluctuations in interest rates, or to obtain a marginally lower interest rate than it would have been able to get without the swap. The interest rate swaps to be entered into will be marked to market daily on this basis.

Equity Swaps (including TRS and CFD)

The Company can make use of Equity Swaps (including TRS and CFD). Equity Swaps are used for implementing components of the investment strategy to enhance returns that can only be achieved through derivatives such as gaining short exposure to companies. Equity Swaps may also be used to manage the portfolio efficiently such as gaining cost efficient long exposure. Any Sub-Fund engaging in short positions through derivatives must always hold sufficient liquid assets to cover its obligations arising from these positions. Sub-Funds may be required to place initial and/or variation margin with its counterparty. As a result it may need to hold a proportion of its assets in cash or other liquid assets to satisfy any applicable margin requirements for the Sub-Fund. This may have a positive or negative impact on the performance of the Sub-Fund.

Futures, Options and Forwards

The Company may use options, futures and forward contracts on currencies, securities, indices, inflation and interest rates.

Futures: Transactions in futures may carry a high degree of risk. The amount of the initial margin is small relative to the value of the futures contract so that transactions are "leveraged". A relatively small market movement will have a proportionately larger impact which may work for or against the Company. The placing of certain orders which are intended to limit losses to certain amounts may not be effective because market conditions may make it impossible to execute such orders.

Options: Transactions in options may also carry a high degree of risk. Selling ("writing" or "granting") an option generally entails considerably greater risk than purchasing options. Although the premium received by the option seller is fixed, the seller may suffer a loss well in excess of that amount as the value of the underlying exceeds the exercise price of the option. Losses would continue to accumulate as the underlying would continue to increase. As the increase of the underlying is not capped, the Company could theoretically be exposed to indefinite losses.

The seller will also be exposed to the risk of the purchaser exercising the option and the seller will be obliged either to settle the option in cash or to acquire or deliver the underlying investment. If the option is "covered" by the seller holding a corresponding position in the underlying investment or a future on another option, the risk may be reduced.

Details on the use of certain derivatives

Exchange traded and over-the-counter derivatives used, include but are not limited to futures, options, swaps (including but not limited to Equity Swaps, interest rate swaps, credit default swaps ("CDS"), index swaps and CDS basket swaps).

TBA instruments are contracts on an underlying mortgage backed security ("MBS") to buy or sell a MBS which will be delivered at an agreed-upon date in the future. In a TBA trade, the buyer and seller decide on general trade parameters, such as agency, coupon, settlement date, par amount, and price, but the buyer typically does not know which pools actually will be delivered until two days before settlement.

Specific risks linked to financial derivatives instruments

Use of financial derivatives involves certain risks, some of which are listed in the following paragraph (in addition to the information generally contained in Section 4 of this Prospectus), and there can be no assurance that the objective sought to be obtained from such use will be achieved.

In general, financial derivative transactions can be entered into to increase the overall performance of the relevant Sub-fund of the Company, but an event of default (and specifically an event of default of a counterparty) could have a negative impact on the performance of the relevant Sub-fund. The risk management process implemented by the Management Company (as described above) aims at mitigating such risk.

COLLATERAL MANAGEMENT FOR SECURITIES LENDING, REPURCHASE AGREEMENTS AND FINANCIAL DERIVATIVE TRANSACTIONS

The collateral received by a Sub-fund shall comply with applicable regulatory standards regarding especially liquidity, valuation, issuer credit quality, correlation and diversification.

The criterion of sufficient diversification with respect to issuer concentration is considered to be respected if the Sub-fund receives from a counterparty of efficient portfolio management and over-the-counter financial derivative transactions a basket of collateral with a maximum exposure to a given issuer of 20% of its Net Asset Value. When a Sub-fund is exposed to different counterparties, the different baskets of collateral shall be aggregated to calculate the 20% limit of exposure to a single issuer. To the extent permitted by the applicable regulation and by way of derogation the Sub-fund can be fully collateralized in different transferable securities and money market instruments issued or guaranteed by a Member State, one or more of its local authorities, OECD countries, or a public international body to which one or more Member States belong. In that case the Sub-fund shall receive securities from at least six different issues, but securities from any single issue shall not account for more than 30% of the Net Asset Value of the Sub-fund.

Non cash collateral received by a Sub-fund in respect of any of these transactions will not be sold, reinvested or pledged.

As the case may be, cash collateral received by a Sub-fund in relation to any of these transactions can be reinvested in a manner consistent with the investment objectives of the Sub-fund in (a) shares or units issued by short-term money market undertakings for collective investment as defined in the CESR Guidelines on a Common Definition of European Money Market Funds (Re – CESR/10-049) calculating a daily net asset value and being assigned a rating of AAA or its equivalent, (b) short-term bank deposits with a credit institution which has its registered office in a Member State or, if the registered office is located in a third country, provided that it is subject to prudential rules considered by Luxembourg regulator as equivalent to those laid down in community law, (c) highly rated bonds issued or guaranteed by a Member State, Switzerland, Canada, Japan or the United States or by their local authorities or by supranational institutions and undertakings with EU, regional or world-wide scope and (d) reverse repurchase agreement transactions provided the transactions are with credit institutions subject to prudential supervision and the Company can recall at any time the full amount of cash on an accrued basis. Such reinvestment will be

taken into account for the calculation of the Company's global exposure, in particular if it creates a leverage effect. To mitigate counterparty exposures, cash received from securities lending will be collateralised via short term reverse repurchase transactions.

The collateral received in connection with such transactions must meet the criteria set out in the CSSF Circular 08/356 which includes the following collateral:

- (i) bonds issued or guaranteed by a Member State, an OECD member state, by their local authorities or by supranational bodies and organizations with community, regional or world-wide character;
- (ii) investment grade corporate bonds issued by issuers located in a Member State or an OECD member state;
- (iii) shares or units issued by money market UCIs calculating a daily net asset value and being assigned a rating of AAA or its equivalent;
- (iv) shares or units issued by UCITS investing mainly in bonds/shares mentioned in (v) and (vi) below;
- (v) main index equity securities quoted on a stock exchange in a Member State, an OECD member state, Hong Kong or Singapore;
- (vi) shares admitted to or dealt in on a regulated market of a Member State or on a stock exchange of a member state of the OECD, on the condition that these shares are included in a main index;
- (vii) cash; or
- (viii) the collateral will not consist of securities issued by the borrower or any of its legal entities. The collateral will not be highly correlated to the counterparty's performance.

In respect of securities lending transactions and reverse repurchase agreements, the standard approach in respect of any Sub-fund is that collateral is received by a tri-party agent, whereas in specific cases (e.g. specific government bonds) the collateral can also be received bilaterally. In case of such a bilateral receipt, which is predominantly applicable to repurchase agreements, the collateral is administrated, monitored and valued by the Lending Agent and/or the Administration Agent.

The collateral received in case of a bilateral receipt is kept per Sub-fund on a segregated account at the Depository (or sub-custodian on behalf of the Depository). Collateral will be received by way of title transfer in the tri-party account and will be held by the Depository (or sub-custodian on the behalf of the Depository) on behalf of the relevant Sub-fund in accordance with applicable laws and the Depository's safekeeping duties under the Depository Agreement. It is valued by a tri-party agent, which acts as an intermediary between the two parties to the securities lending transactions. In this case the tri-party agent is responsible for the administration of the collateral, marking to market, and substitution of collateral. Securities lending positions and collateral are marked-to-market on a daily basis, in a similar manner and frequency as the assets of the Company, and are monitored by the Lending Agent.

Collateral margins (or "haircut") are dependent on the asset type of the out-on-loan securities (or cash) and collateral received (equities, bonds or cash), on the type of issuers (governments or companies), currency mismatches as well as on the correlation between the out-on-loan securities and the collateral received. Under normal circumstances, the collateral received as security for securities lending transactions typically ranges between 102% and 110% of the market value of the securities lent. The margin can be changed without notice to reflect current market conditions. The adequacy of the collateral received vis-à-vis the collateral margins, as well as the adequacy of the collateral margins, is assessed on a daily basis by the lending agent and the tri party collateral manager. No other re-evaluation of the collateral takes place.

| Eligible Collateral | Collateral Margin |
|---|-------------------|
| Cash | 100%* |
| Government bonds and T-Bills | ≥ 102% |
| Supranational bonds and municipal bonds | ≥ 102% |
| Other bonds | ≥ 102% |
| Equities | ≥ 102% |

* Exposures that result for financial derivative transactions are predominantly collateralised by cash. Due to MTA's (Minimal

Transfer Amounts) the actual collateralisation percentage can be lower.

The Sub-funds can also accept cash when received as collateral in securities lending transactions. Cash collateral received from securities lending is subject to a margin grid that reflects the haircut. Cash provided as collateral can be reinvested.

The collateral received as security for (reverse) repurchase agreement transactions will be at least 90% of the value of the outstanding (or incoming) money under the relevant (reverse) repurchase agreement.

In respect of financial derivative transactions, the Management Company is responsible for the administration of the transactions and the collateral, marking to market, and substitution of collateral. The transactions and collateral are marked-to-market on a daily basis.

APPENDIX V – PERFORMANCE FEE

Methodology:

A Performance Fee for the relevant Class of Shares of the Sub-fund is only due at the end of the Financial Year when the relevant Class of Shares of the Sub-fund outperforms the relevant Index or Hurdle Rate as indicated in Appendix I (i.e. yearly crystallisation frequency). Note that an outperformance of the relevant Class of Shares of the Sub-fund does not imply a positive return of the relevant Class of Shares of the Sub-fund, a performance fee is also due when the relevant Class of Shares of the Sub-fund has a negative return but an outperformance over the relevant Index or Hurdle Rate as indicated in Appendix I.

This outperformance over the relevant Index or Hurdle Rate must have taken place since inception of the relevant Class of Share of the Sub-fund or since the time that a Performance Fee was due. In the event that payment of the Performance Fee is due ("Pay-out"), the basis for the Performance Fee calculation for the next Financial Year will be reinitiated. A performance fee should only be payable in circumstances where a positive performance has been accrued during the performance reference period. In the event of no Pay-out, the basis for the Performance Fee calculation will not be reinitiated and any underperformance will be brought forward for the purpose of the calculation of the Performance Fee of the next Financial Year. Any underperformance previously incurred during the performance reference period should be recovered before a performance fee becomes payable. To this purpose, the length of the performance reference period is equal to the whole life of the relevant Sub-fund. The performance reference period is to be understood as the time horizon over which the performance is measured and compared with that of the reference indicator, at the end of which the mechanism for the compensation for past underperformance (or negative performance) can be reset.

In addition if a Shareholder redeems or switches all or part of their Shares before the end of a performance period, any accrued performance fee with respect to such Shares will crystallize on that Valuation Day and will then become payable to the Management Company. The basis for the Performance Fee calculation will not be reinitiated on those Valuation Days at which performance fees crystallize following the redemption or switch of Shares.

Examples ²

| | Year 1 | Year 2 | Year 3 |
|--|-----------------------|---------------------------|---------------------------|
| NAV start of the relevant Class of Shares of the Sub-fund | 100 | 98 | 108 |
| NAV end of the relevant Class of Shares of the Sub-fund | 98 | 108 | 104 |
| Return of the Relevant Class of Shares of the Sub-fund | -2% | 10% | -4% |
| Index / Hurdle rate start | 100 | 105 | 107 |
| Index / Hurdle rate end | 105 | 107 | 101 |
| Index / Hurdle rate return | 5% | 2% | -6% |
| Performance (Share Class return -/- Index /Hurdle rate return) in the Financial Year | -7% | 8% | 2% |
| Out- or underperformance since inception or since last Pay-out | -7% | 1% (=8% - 7%) | 2% |
| Performance Fee due | NO | Yes, (max 1% * "Portion") | Yes, (max 2% * "Portion") |
| Basis for the Performance Fee calculation next year | Calculation continued | Reinitiated | Reinitiated |

Year 1: Share of the relevant Class of the Sub-fund did not outperform the Index / Hurdle rate and the underperformance will be brought forward for the purpose of the calculation of the Performance Fee of Year 2.

Year 2: Share of the relevant Class of the Sub-fund did outperform the Index / Hurdle rate. The Performance Fee is corrected for the underperformance in Year 1. As a Performance Fee is due, the basis for the Performance Fee calculation for the next Financial Year will be reinitiated.

Year 3: Share of the relevant Class of the Sub-fund has a negative return but outperformed the Index / Hurdle rate since the last Pay-out. As a Performance Fee is due, the basis for the Performance Fee calculation for the next Financial Year will be reinitiated.

² The figures in the table are rounded to 0 decimals.

Detailed description of Calculation method

Daily process

Each Valuation Day the difference between the percentual change in the NAV per Share of the relevant Class of Shares of the Sub-fund on the first Valuation Day since inception (or since the last Pay-out) and the Valuation Day Year and the percentual change in the simple daily equivalent of the relevant Index or Hurdle rate, as defined in Appendix I over the corresponding period is calculated. In case this difference is negative (underperformance of the relevant Class of Shares of the Sub-fund), the accrual in the Net Asset Value per Share of the relevant Class of Shares of the Sub-fund will be 0. In case the difference is positive (outperformance of the relevant Class of Shares of the Sub-fund), the daily Performance fee will be calculated.

The daily Performance Fee will be calculated as follows. Each Valuation Day the difference is calculated between the percentual change in the Net Asset Value (NAV) per Share of the relevant Class of the Sub-fund of the Valuation Day compared to the previous Valuation Day and the percentual change in the simple daily equivalent of the relevant Index or Hurdle rate as defined in APPENDIX I of the Valuation Day compared to the previous Valuation day. The outcome hereof is multiplied by the NAV^{IA} of the relevant Class of Shares of the Sub-fund and by the relevant Portion as defined in Appendix I.

$$\text{daily Performance Fee} = \Delta \left(\frac{\text{NAV per Share Valuation Day}}{\text{NAV per Share previous Valuation Day}} \right) - \Delta \left(\frac{\text{Index/Hurdle rate Valuation Day}}{\text{Index/Hurdle rate previous Valuation Day}} \right) \times \text{NAV of the relevant Class of the Sub-fund} \times \text{Portion}$$

The calculated daily Performance Fee will be included in the cumulative Performance Fee since inception (or since the last Pay-out). In the event that the calculated daily Performance Fee is negative, it will reduce the cumulative Performance Fee. The cumulative Performance Fee will be deducted from the Net Asset Value per Share of the relevant Class of Shares of the Sub-fund, provided that the cumulative Performance Fee is positive. In the event that the cumulative Performance Fee is negative, the accrual in the Net Asset Value per Share of the relevant Class of Shares of the Sub-fund will be 0.

In addition if a Shareholder redeems or switches all or part of their Shares before the end of a performance period, any accrued performance fee with respect to such Shares will crystallize on that Valuation Day and will then become payable to the Management Company. The basis for the Performance Fee calculation will not be set to 0 on those Valuation Days at which performance fees crystallize following the redemption or switch of Shares.

Annual Process

At the end of the Financial Year it will be calculated whether the criteria ("Criteria Annual Process") are met, by taking the difference between the percentual change in the NAV per Share of the relevant Class of Shares of the Sub-fund on the first Valuation Day since inception (or since the last Pay-out) and the last Valuation Day of the Financial Year and the percentual change in the simple daily equivalent of the relevant Index or Hurdle rate, as defined in Appendix I over the corresponding period.

Criteria Annual Process are met if

$$\left(\frac{\text{NAV last Valuation Day}}{\text{NAV first Valuation Day}} \right) > \left(\frac{\text{Index/Hurdle rate last Valuation Day}}{\text{Index/Hurdle rate first Valuation Day}} \right)$$

If the Criteria Annual Process are met, the positive cumulative Performance Fee accrual will become payable to the Management Company. If the cumulative Performance accrual is negative, no Performance Fee accrual will be paid to the Management Company. In both cases, the basis for the Performance Fee calculation for the next Financial Year will be set to 0 and the cumulative Performance Fee accrual will be reinitiated. If the Criteria Annual Process are not met, the basis for the Performance Fee calculation for the next Financial Year will not be reinitiated and the cumulative Performance Fee accrual will not become payable to the Management Company and will not be reinitiated.

The calculation of the (percentage change in the) Index-Adjusted Net Asset Value per Share as described above will take place in accordance with the valuation method described in Section 2.7 "Calculation of the Net Asset Value", with the following deviations:

- the time of valuation will be aligned with the time of valuation of the Index (to the extent possible);
- dilution adjustments (as mentioned in Section 2.7 "Calculation of the Net Asset Value" under "Swing pricing"), if any, will not be taken into account;
- it will be corrected for dividend distributions; and
- it will be net of all other fees and expenses and excluding the effect of subscriptions and redemptions.

APPENDIX VI – BENCHMARKS

The table below stipulates whether the Sub-funds use a benchmark and for which purpose:

- Asset allocation: The Sub-fund is actively managed and uses – to a certain extent – a Benchmark or a combination of Benchmarks in defining the asset allocation of the portfolio, still allowing the Management Company and Portfolio Managers to have discretion over the composition of its portfolio subject to the investment objectives.
- Performance fee calculation: the Sub-fund uses the Benchmark in computing the performance fee.
- Not in scope of the Benchmark Regulation: the Sub-fund does not use an index or uses an index in a way which is not in scope of the Benchmark Regulation.
- ESG characteristics: The methodology of the Benchmark takes into account ESG factors that may either be aligned with the ESG characteristics promoted by the Sub-fund(s) or with the sustainable investment objectives pursued by the Sub-fund(s).

The methodology used for the calculation of the benchmarks can be found on the website of the relevant benchmark administrators.

| Sub-fund | Benchmark used | Asset allocation | Performance fee calculation | Not in scope of the Benchmark Regulation | ESG characteristics |
|---|---|------------------|-----------------------------|--|---------------------|
| <i>Global Equity Sub-funds</i> | | | | | |
| Robeco BP Global Premium Equities | MSCI World Index | | | X | |
| | MSCI World Value Index | | | X | |
| Robeco Emerging Markets Equities | MSCI Emerging Markets Index | X | | | |
| Robeco Sustainable Emerging Stars Equities | MSCI Emerging Markets Index | X | X | | |
| Robeco Emerging Stars Equities | MSCI Emerging Markets Index | X | X | | |
| Robeco Sustainable Global Stars Equities | MSCI World Index | X | X | | |
| Robeco QI Customized Emerging Markets Enhanced Index Equities I | MSCI Emerging Markets Index | X | | | |
| Robeco QI Emerging Conservative Equities | MSCI Emerging Markets Index | X | | | |
| Robeco QI Emerging Markets Active Equities | MSCI Emerging Markets Index | X | | | |
| Robeco QI Emerging Markets Enhanced Index Equities | MSCI Emerging Markets Index | X | | | |
| Robeco QI Emerging Markets Sustainable Active Equities | MSCI Emerging Markets Index | X | | | |
| Robeco QI Global Conservative Equities | MSCI All Country World Index | X | | | |
| Robeco QI Global Developed Active Equities | MSCI World Index | X | | | |
| Robeco QI Global Developed Conservative Equities | MSCI World Index | X | | | |
| Robeco QI Global Developed Enhanced Index Equities | MSCI World Index | X | | | |
| Robeco QI Global Developed Multi-Factor Equities | MSCI World Index | X | | | |
| Robeco QI Global Momentum Equities | MSCI All Country World Index | X | | | |
| Robeco QI Global Quality Equities | MSCI All Country World Index | X | | | |
| Robeco QI Global SDG & Climate Conservative Equities | MSCI All Country World Index | X | | | |
| | MSCI All Country World EU PAB Overlay Index | | | | X |
| Robeco QI Global Value Equities | MSCI All Country World Index | X | | | |
| Robeco QI Global Developed Sustainable Enhanced Index Equities | MSCI World Index | X | | | |
| Robeco QI Emerging Markets Sustainable Enhanced Index Equities | MSCI Emerging Markets Index | X | | | |
| Robeco Global SDG Equities | MSCI World Index | | | X | |
| Robeco Global SDG Engagement Equities | MSCI All Country World Index | | | X | |
| Robeco QI Emerging Markets Sustainable Enhanced Index Equities II | MSCI Emerging Markets Index | X | | | |
| Robeco QI Global SDG & Climate Beta Equities | MSCI All Country World Index | X | | | |
| | MSCI All Country World EU PAB Overlay Index | | | | X |
| Robeco Quantum Equities | MSCI World Index | X | | | |
| Robeco Emerging Markets Ex China Equities | MSCI Emerging Markets Ex China 10/40 Index | X | | | |
| Robeco Emerging Markets SDG Equities | MSCI Emerging Markets Index | | | X | |
| Robeco Emerging Markets SDG Engagement Equities | MSCI Emerging Markets Index | | | X | |
| Robeco Emerging Markets Asia Select Equities | MSCI Emerging Markets Asia Ex China | | X | | |

| Sub-fund | Benchmark used | Asset allocation | Performance fee calculation | Not in scope of the Benchmark Regulation | ESG characteristics |
|--|--|------------------|-----------------------------|--|---------------------|
| | Ex Thailand Index | | | | |
| Robeco QI Emerging Markets Ex China Active Equities | MSCI Emerging Markets Ex China 10/40 Index | X | | | |
| Robeco QI Emerging Ex China Conservative Equities | MSCI Emerging Markets Ex China 10/40 Index | X | | | |
| Robeco Quantum Market Neutral Equities | ICE BofA ESTR Overnight Rate Index | | X | | |
| Robeco QI Global Developed Active Small Cap Equities | MSCI World Small Cap Index | X | | | |
| Robeco Emerging Markets Climate Transition Equities | MSCI Emerging Markets Index | | | x | |
| <i>Regional & Country Equity Sub-funds</i> | | | | | |
| Robeco Asian Stars Equities | MSCI All Country Asia ex Japan | | X | | |
| Robeco Sustainable Asian Stars Equities | MSCI All Country Asia ex Japan | | X | | |
| Robeco Asia-Pacific Equities | MSCI All Country Asia Pacific | X | | | |
| Robeco BP US Large Cap Equities | Russell 1000 Value Index | | | X | |
| Robeco BP US Premium Equities | Russell 3000 Value Index | | | X | |
| Robeco BP US Select Opportunities Equities | Russell Mid Cap Value Index | | | X | |
| Robeco Chinese A-share Equities | MSCI China A International Index | | | X | X |
| Robeco Chinese Equities | MSCI China 10/40 Index | | | X | |
| Robeco Indian Equities | MSCI India Index | X | | | |
| Robeco QI Chinese A-share Active Equities | MSCI China A International Index | X | | | |
| Robeco QI Chinese A-share Conservative Equities | MSCI China A International Index | X | | | |
| Robeco QI European Conservative Equities | MSCI Europe Index | X | | | |
| Robeco QI European Active Equities | MSCI Europe Index | X | | | |
| Robeco QI European Value Equities | MSCI Europe Index | X | | | |
| Robeco QI US Conservative Equities | MSCI North America | X | | | |
| Robeco QI US Climate Beta Equities | MSCI USA Index | X | | | |
| | MSCI USA EU PAB Overlay Index | | | | X |
| Robeco Sustainable European Stars Equities | MSCI Europe Index | X | | | |
| Robeco Transition Asian Equities | MSCI All Country Asia ex Japan | | | x | |
| <i>Theme Equity Sub-funds</i> | | | | | |
| Robeco FinTech | MSCI All Country World Index | | | X | |
| Robeco Global Multi-Thematic | MSCI All Country World Index | | | X | |
| Robeco Global Consumer Trends | MSCI All Country World Index | | | X | X |
| Robeco Digital Innovations | MSCI All Country World Index | | | X | |
| Robeco New World Financials | MSCI All Country World Financials Index | X | | | X |
| Robeco Sustainable Property Equities | S&P Developed Property Index | X | | | |
| Robeco Circular Economy | MSCI World Index | | | X | |
| Robeco Smart Energy | MSCI World Index | | | X | |
| | Custom Bloomberg Climate Transition Benchmark | | | | X |
| Robeco Smart Materials | MSCI World Index | | | X | |
| | Custom Bloomberg Climate Transition Benchmark | | | | X |
| Robeco Smart Mobility | MSCI World Index | | | X | |
| | Custom Bloomberg Climate Transition Benchmark | | | | X |
| Robeco Sustainable Healthy Living | MSCI World Index | | | X | |
| Robeco Sustainable Water | MSCI World Index | | | X | |
| Robeco Global Gender Equality | MSCI World Index | | | X | |
| Robeco Next Digital Billion | MSCI Emerging Markets Index | | | X | |
| Robeco Biodiversity Equities | MSCI World Index | | | X | |
| Robeco Global Climate Transition Equities | MSCI All Country World Index | X | | | |
| Robeco Fashion Engagement | MSCI All Country World Index | | | X | |
| Robeco Gravis Digital Infrastructure Income | S&P Developed Property Index | | | X | |
| <i>Global Bond Sub-funds</i> | | | | | |
| Robeco Global Credits | Bloomberg Global Aggregate Corporates Index | X | | | |
| Robeco Global Credits – Short Maturity | Bloomberg Global Aggregate Corporates 1-5 yr Index | X | | | |
| Robeco Corporate Hybrid Bonds | Bloomberg Global Corporate Hybrids 3% Issuer Cap | X | | | |
| Robeco SDG Credit Income | No | | | | |
| Robeco Global SDG Credits | Bloomberg Global Aggregate Corporates Index | X | | | |

| Sub-fund | Benchmark used | Asset allocation | Performance fee calculation | Not in scope of the Benchmark Regulation | ESG characteristics |
|---|--|------------------|-----------------------------|--|---------------------|
| Robeco SDG High Yield Bonds | Bloomberg Global High Yield Corporate Index | X | | | |
| Robeco High Yield Bonds | Bloomberg US Corporate High Yield + Pan Euro HY ex Financials 2.5% Issuer Cap | X | | | |
| Robeco QI Dynamic High Yield | Bloomberg Global HY Corporate | X | | | |
| Robeco QI Global Multi-Factor Bonds | Bloomberg Global Aggregate index | X | | | |
| Robeco QI Global Multi-Factor Credits | Bloomberg Global Aggregate Corporates Index | X | | | |
| Robeco QI Global Multi-Factor High Yield | Bloomberg Global High Yield Corporates ex. Financials | X | | | |
| Robeco Global Green Bonds | Bloomberg MSCI Global Green Bond Index | X | | | X |
| Robeco Climate Global Credits | Solactive Paris Aligned Global Corporate Index | X | | | X |
| Robeco Climate Global Bonds | Solactive Paris Aware Global Aggregate Index | X | | | X |
| Robeco QI Global SDG & Climate Multi-Factor Credits | Solactive Paris Aligned Global Corporate Index | X | | | X |
| Robeco Transition Emerging Credits | JPM Corporate EMBI Broad Diversified Index | X | | | |
| Robeco Climate Global High Yield Bonds | Solactive Global High Yield Corporate PAB Select Index | X | | | X |
| Robeco High Income Green Bonds | No | | | | |
| Robeco Sustainable Global Bonds | Bloomberg Global-Aggregate Total Return Index | X | | | |
| Robeco QI Global Dynamic Duration | JPM GBI Global Index IG | X | | | |
| Robeco Emerging Markets Bonds | J.P. Morgan EMBI Global Diversified | X | | | |
| Robeco Emerging Markets Bonds Local Currency | J.P. Morgan GBI-EM Global Diversified | x | | | |
| <i>Regional Bond Sub-funds</i> | | | | | |
| Robeco All Strategy Euro Bonds | Bloomberg Euro Aggregate | X | | | |
| Robeco Euro Credit Bonds | Bloomberg Euro Aggregate: Corporates | X | | | |
| Robeco Euro Government Bonds | Bloomberg Euro Aggregate: Treasury | X | | | |
| Robeco Transition Asian Bonds | JP Morgan Asia Credit Index | X | | | |
| Robeco Euro SDG Credits | Bloomberg Euro Aggregate: Corporates | X | | | |
| Robeco European High Yield Bonds | Bloomberg Pan-European HY Corporate ex Financials 2.5% Issuer Constraint index | X | | | |
| Robeco Financial Institutions Bonds | Bloomberg Euro Aggregate Corporates Financials Subordinated 2% Issuer Cap | X | | | |
| Robeco US Green Bonds | Bloomberg MSCI US Green Bond Index | X | | | X |
| Robeco Euro SDG Short Duration Bonds | Bloomberg Euro-Aggregate: 500MM 1-3 Year | X | | | |
| Robeco Climate Euro Credits | Solactive Euro Corporate IG PAB Index | X | | | X |
| <i>Asset Allocation Sub-funds</i> | | | | | |
| Robeco Sustainable Income Allocation | 25% MSCI All Country World Index (EUR), 75% Bloomberg Global Aggregate (hedged to EUR) | | | X | |
| Robeco Sustainable Dynamic Allocation | 75% MSCI All Country World Index, 25% (EUR) Bloomberg Global Aggregate (hedged to EUR) | | | X | |
| Robeco Sustainable Diversified Allocation | 50% MSCI All Country World Index, 50% (EUR) Bloomberg Global Aggregate (hedged to EUR) | | | X | |
| Robeco Flexible Allocation | ICE BofA ESTR Overnight Rate Index | | | X | |

Benchmark Disclaimers

Bloomberg

Bloomberg® and Bloomberg Indices are service marks of Bloomberg Finance L.P. and its affiliates, including Bloomberg Index Services Limited ("BISL"), the administrator of the index (collectively, "Bloomberg"), and have been licensed for use for certain purposes by the Company. The products are not sponsored, endorsed, sold or promoted by Bloomberg. Bloomberg does not make any representation or warranty, express or implied, to the owners of or counterparties to the product(s) or any member of the public regarding the advisability of investing in securities generally or in the product(s) particularly. The only relationship of Bloomberg to the Company is the licensing of certain trademarks, trade names and service marks and of the Bloomberg

indices, which is determined, composed and calculated by BISL without regard to the Company or the product(s). Bloomberg has no obligation to take the needs of the Company or the owners of the product(s) into consideration in determining, composing or calculating the Bloomberg indices. Bloomberg is not responsible for and has not participated in the determination of the timing of, prices at, or quantities of the product(s) to be issued. Bloomberg shall not have any obligation or liability, including, without limitation, to products customers, in connection with the administration, marketing or trading of the product(s).

BLOOMBERG DOES NOT GUARANTEE THE ACCURACY AND/OR THE COMPLETENESS OF THE BLOOMBERG INDICES OR ANY DATA RELATED THERETO AND SHALL HAVE NO LIABILITY FOR ANY ERRORS, OMISSIONS OR INTERRUPTIONS THEREIN. BLOOMBERG DOES NOT MAKE ANY WARRANTY, EXPRESS OR IMPLIED, AS TO RESULTS TO BE OBTAINED BY THE COMPANY, OWNERS OF THE PRODUCT(S) OR ANY OTHER PERSON OR ENTITY FROM THE USE OF THE BLOOMBERG INDICES OR ANY DATA RELATED THERETO. BLOOMBERG DOES NOT MAKE ANY EXPRESS OR IMPLIED WARRANTIES AND EXPRESSLY DISCLAIMS ALL WARRANTIES OF MERCHANTABILITY OR FITNESS FOR A PARTICULAR PURPOSE OR USE WITH RESPECT TO THE BLOOMBERG INDICES OR ANY DATA RELATED THERETO. WITHOUT LIMITING ANY OF THE FOREGOING, TO THE MAXIMUM EXTENT ALLOWED BY LAW, BLOOMBERG, ITS LICENSORS, AND ITS AND THEIR RESPECTIVE EMPLOYEES, CONTRACTORS, AGENTS, SUPPLIERS, AND VENDORS SHALL HAVE NO LIABILITY OR RESPONSIBILITY WHATSOEVER FOR ANY INJURY OR DAMAGES—WHETHER DIRECT, INDIRECT, CONSEQUENTIAL, INCIDENTAL, PUNITIVE OR OTHERWISE—ARISING IN CONNECTION WITH THE PRODUCT OR BLOOMBERG INDICES OR ANY DATA OR VALUES RELATING THERETO—WHETHER ARISING FROM THEIR NEGLIGENCE OR OTHERWISE, EVEN IF NOTIFIED OF THE POSSIBILITY THEREOF.

ICE Bank of America Merrill Lynch

Source ICE data indices, llc ("ICE data"), is used with permission. ICE® is a registered trademark of ICE data or its affiliates. ICE data, its affiliates and their respective third party suppliers disclaim any and all warranties and representations, express and/or implied, including any warranties of merchantability or fitness for a particular purpose or use, including the indices, index data and any data included in, related to, or derived therefrom. Neither ICE data, its affiliates nor their respective third party suppliers shall be subject to any damages or liability with respect to the adequacy, accuracy, timeliness or completeness of the indices or the index data or any component thereof, and the indices and index data and all components thereof are provided on an "as is" basis and your use is at your own risk. ICE data, its affiliates and their respective third party suppliers do not sponsor, endorse, or recommend the Company, or any of its products or services.

MSCI

Source MSCI. MSCI makes no express or implied warranties or representations and shall have no liability whatsoever with respect to any MSCI data contained herein. The MSCI data may not be further redistributed or used as a basis for other indices or any securities or financial products. This report is not approved, endorsed, reviewed or produced by MSCI. None of the MSCI data is intended to constitute investment advice or a recommendation to make (or refrain from making) any kind of investment decision and may not be relied on as such.

Solactive

Solactive AG ("Solactive") is the licensor of the "index". The financial instruments that are based on the index are not sponsored, endorsed, promoted or sold by Solactive in any way and Solactive makes no express or implied representation, guarantee or assurance with regard to: (a) the advisability in investing in the financial instruments; (b) the quality, accuracy and/or completeness of the index; and/or (c) the results obtained or to be obtained by any person or entity from the use of the index. Solactive does not guarantee the accuracy and/or the completeness of the index and shall not have any liability for any errors or omissions with respect thereto. Notwithstanding Solactive's obligations to its licensees, Solactive reserves the right to change the methods of calculation or publication with respect to the index and Solactive shall not be liable for any miscalculation of or any incorrect, delayed or interrupted publication with respect to the index. Solactive shall not be liable for any damages, including, without limitation, any loss of profits or business, or any special, incidental, punitive, indirect or consequential damages suffered or incurred as a result of the use (or inability to use) of the index.

S&P

S&P DOW JONES INDICES DOES NOT GUARANTEE THE ADEQUACY, ACCURACY, TIMELINESS AND/OR THE COMPLETENESS OF THE INDEX, INTELLECTUAL PROPERTY, SOFTWARE, OR ANY DATA RELATED THERETO OR ANY COMMUNICATION WITH RESPECT THERETO, INCLUDING, ORAL, WRITTEN, OR ELECTRONIC COMMUNICATIONS. S&P DOW JONES INDICES SHALL NOT BE SUBJECT TO ANY DAMAGES OR LIABILITY FOR ANY ERRORS, OMISSIONS, OR DELAYS THEREIN. S&P DOW JONES INDICES MAKES NO EXPRESS OR IMPLIED WARRANTIES, AND EXPRESSLY DISCLAIMS ALL WARRANTIES, OF MERCHANTABILITY OR FITNESS FOR A PARTICULAR PURPOSE OR USE OR AS TO RESULTS TO BE OBTAINED BY THE COMPANY, OWNERS OF THE PRODUCT, OR ANY OTHER PERSON OR ENTITY FROM THE USE OF THE INDEX, INTELLECTUAL PROPERTY, SOFTWARE, OR WITH RESPECT TO ANY DATA RELATED THERETO. WITHOUT LIMITING ANY OF THE FOREGOING, IN NO EVENT WHATSOEVER SHALL S&P DOW JONES INDICES BE LIABLE FOR ANY INDIRECT, SPECIAL, INCIDENTAL, PUNITIVE, OR CONSEQUENTIAL DAMAGES, INCLUDING BUT NOT LIMITED TO, LOSS OF PROFITS, TRADING LOSSES, LOST TIME, OR GOODWILL, EVEN IF THEY HAVE BEEN ADVISED OF THE POSSIBILITY OF SUCH DAMAGES, WHETHER IN CONTRACT, TORT, STRICT LIABILITY, OR OTHERWISE.

APPENDIX VII – OVERVIEW PAYING AGENTS, REPRESENTATIVE OFFICES, FACILITY AGENTS

AUSTRIA – Paying Agent

Raiffeisen Bank International AG
Am Stadtpark 9
A-1030 Wien

BELGIUM – Paying Agent

CACEIS Bank, Belgium Branch
Avenue du Port 86C b 320
1000 Brussel

DENMARK – Paying Agent

Skandinaviska Enskilda Banken AB Copenhagen branch
Bernstorffsgade 50
1577 Copenhagen V

GERMANY – Information Agent

Robeco Deutschland, Zweigniederlassung der Robeco Institutional Asset Management B.V.
Taunusanlage 19
60325 Frankfurt am Main

FRANCE – Centralising and Financial Agent

BNP PARIBAS SECURITIES SERVICES
3 rue d'Antin
75002 Paris

IRELAND – Facility Agent

J.P. Morgan Bank Administration Services (Ireland) Limited
200 Capital Dock
79 Sir John Rogerson's Quay
Dublin 2 D02 RK 57 Ireland

ITALY – Paying Agent

ALLFUNDS BANK S.A.U., Milan Branch
Via Bocchetto 6
20123 Milano

Banco Bilbao Vizcaya Argentaria, S.A. – Succursale italiana
Corso Giacomo Matteotti 10
20121 Milano

Banca Sella Holding S.p.A.
Servizio Banca Corrispondente
Piazza Gaudenzio Sella, 1
13900 Biella

BNP Paribas Securities Services
Piazza Lina Bo Bardi 3
20124 Milano

Caceis Bank Italy Branch
Piazza Cavour 2
20121 Milano

Société Générale Securities Services S.p.A.
Via B. Crespi 19/A - MAC2
20159 Milano

POLAND – Paying Agent

Bank Gospodarki Zywnosciowej S.A.
10/16 Kasprzaka Street
Warschau

SPAIN – Information Office

Robeco Spain, branch office of Robeco Institutional Asset Management B.V. Netherlands
Paseo de la Castellana 42, 4 Planta
Madrid 28046

SWEDEN – Paying Agent

MFEX Mutual Funds Exchange AB
Linnégatan 9 – 11
SE-114 47 Stockholm

SWITZERLAND – Paying Agent

UBS Switzerland AG
Bahnhofstrasse 45
CH-8001 Zurich

UNITED KINGDOM – Facility Agent

Northern Trust Global Services SE
50 Bank Street, Canary Wharf London E14 5NT

APPENDIX VIII – SUSTAINABILITY DISCLOSURES PER SUB-FUND

| | | |
|-----|---|-----|
| 1. | Global Equity Sub-funds | 526 |
| a) | Robeco BP Global Premium Equities | 526 |
| b) | Robeco QI Global Conservative Equities | 535 |
| c) | Robeco Sustainable Global Stars Equities | 545 |
| d) | Robeco Emerging Stars Equities | 555 |
| e) | Robeco Emerging Markets Equities | 565 |
| f) | Robeco QI Emerging Markets Active Equities | 575 |
| g) | Robeco QI Global Momentum Equities | 584 |
| h) | Robeco QI Global Developed Sustainable Enhanced Index Equities | 593 |
| i) | Robeco QI Emerging Markets Enhanced Index Equities | 602 |
| j) | Robeco QI Emerging Conservative Equities | 611 |
| k) | Robeco QI Global Value Equities | 620 |
| l) | Robeco QI Global Developed Multi-Factor Equities | 629 |
| m) | Robeco QI Emerging Markets Sustainable Active Equities | 638 |
| n) | Robeco QI Global Developed Conservative Equities | 648 |
| o) | Robeco QI Global Developed Active Equities | 657 |
| p) | Robeco QI Customized Emerging Markets Enhanced Index Equities I | 666 |
| q) | Robeco QI Global Quality Equities | 675 |
| r) | Robeco QI Global SDG & Climate Conservative Equities | 684 |
| s) | Robeco QI Global Developed Enhanced Index Equities | 693 |
| t) | Robeco Sustainable Emerging Stars Equities | 702 |
| u) | Robeco QI Emerging Markets Sustainable Enhanced Index Equities | 711 |
| v) | Robeco Global SDG Equities | 720 |
| w) | Robeco Global SDG Engagement Equities | 727 |
| x) | Robeco QI Emerging Markets Sustainable Enhanced Index Equities II | 737 |
| y) | Robeco QI Global SDG & Climate Beta Equities | 747 |
| z) | Robeco Quantum Equities | 756 |
| aa) | Robeco Emerging Markets Ex China Equities | 765 |
| bb) | Robeco Emerging Markets SDG Equities | 775 |
| cc) | Robeco Emerging Markets SDG Engagement Equities | 783 |
| dd) | Robeco Emerging Markets Asia Select Equities | 793 |
| ee) | Robeco QI Emerging Markets Ex China Active Equities | 802 |
| ff) | Robeco QI Emerging Ex China Conservative Equities | 811 |
| gg) | Robeco QI Global Developed Active Small Cap Equities | 820 |
| hh) | Robeco Emerging Markets Climate Transition Equities | 830 |
| 2. | Regional & Country Equity Sub-funds | 840 |
| a) | Robeco Asia-Pacific Equities | 840 |

| | | |
|----|---|------|
| b) | Robeco Sustainable European Stars Equities | 849 |
| c) | Robeco QI European Conservative Equities..... | 859 |
| d) | Robeco QI US Conservative Equities..... | 868 |
| e) | Robeco BP US Premium Equities | 877 |
| f) | Robeco Chinese Equities | 886 |
| g) | Robeco Indian Equities | 896 |
| h) | Robeco Asian Stars Equities | 906 |
| i) | Robeco Sustainable Asian Stars Equities | 916 |
| j) | Robeco BP US Large Cap Equities | 925 |
| k) | Robeco BP US Select Opportunities Equities | 934 |
| l) | Robeco Chinese A-share Equities | 943 |
| m) | Robeco QI Chinese A-share Active Equities | 953 |
| n) | Robeco QI Chinese A-share Conservative Equities | 962 |
| o) | Robeco QI European Value Equities | 971 |
| p) | Robeco QI US Climate Beta Equities..... | 980 |
| q) | Robeco QI European Active Equities..... | 989 |
| r) | Robeco Transition Asian Equities | 998 |
| 3. | Theme Equity Sub-funds..... | 1008 |
| a) | Robeco New World Financials | 1008 |
| b) | Robeco Sustainable Property Equities | 1018 |
| c) | Robeco Global Consumer Trends..... | 1027 |
| d) | Robeco Global Multi-Thematic | 1037 |
| e) | Robeco Digital Innovations | 1047 |
| f) | Robeco FinTech..... | 1056 |
| g) | Robeco Circular Economy..... | 1066 |
| h) | Robeco Smart Energy | 1074 |
| i) | Robeco Smart Materials | 1082 |
| j) | Robeco Smart Mobility | 1090 |
| k) | Robeco Sustainable Healthy Living | 1098 |
| l) | Robeco Sustainable Water | 1105 |
| m) | Robeco Global Gender Equality | 1113 |
| n) | Robeco Next Digital Billion | 1122 |
| o) | Robeco Biodiversity Equities..... | 1132 |
| p) | Robeco Global Climate Transition Equities | 1140 |
| q) | Robeco Fashion Engagement | 1149 |
| r) | Robeco Gravis Digital Infrastructure Income..... | 1158 |
| 4. | Global Bond Sub-funds..... | 1167 |
| a) | Robeco High Yield Bonds | 1167 |
| b) | Robeco Global Credits..... | 1176 |
| c) | Robeco QI Global Multi-Factor Credits..... | 1185 |

| | | |
|----|---|------|
| d) | Robeco QI Global Multi-Factor Bonds | 1194 |
| e) | Robeco Global Credits – Short Maturity | 1204 |
| f) | Robeco Corporate Hybrid Bonds | 1213 |
| g) | Robeco QI Global Multi-Factor High Yield | 1222 |
| h) | Robeco SDG Credit Income | 1231 |
| i) | Robeco Global SDG Credits | 1240 |
| j) | Robeco SDG High Yield Bonds | 1249 |
| k) | Robeco Global Green Bonds | 1258 |
| l) | Robeco Climate Global Credits | 1266 |
| m) | Robeco Climate Global Bonds | 1274 |
| n) | Robeco QI Global SDG & Climate Multi-Factor Credits | 1284 |
| o) | Robeco Transition Emerging Credits | 1293 |
| p) | Robeco Climate Global High Yield Bonds | 1302 |
| q) | Robeco High Income Green Bonds | 1310 |
| r) | Robeco Sustainable Global Bonds | 1317 |
| s) | Robeco QI Global Dynamic Duration | 1327 |
| t) | Robeco Emerging Markets Bonds | 1334 |
| u) | Robeco Emerging Markets Bonds Local Currency | 1343 |
| 5. | Regional Bond Sub-funds | 1352 |
| a) | Robeco Euro Government Bonds | 1352 |
| b) | Robeco Euro Credit Bonds | 1361 |
| c) | Robeco All Strategy Euro Bonds | 1370 |
| d) | Robeco European High Yield Bonds | 1380 |
| e) | Robeco Transition Asian Bonds | 1389 |
| f) | Robeco Euro SDG Credits | 1398 |
| g) | Robeco Financial Institutions Bonds | 1407 |
| h) | Robeco US Green Bonds | 1416 |
| i) | Robeco Euro SDG Short Duration Bonds | 1424 |
| j) | Robeco Climate Euro Credits | 1433 |
| 6. | Asset Allocation Sub-funds | 1441 |
| a) | Robeco Sustainable Dynamic Allocation | 1441 |
| b) | Robeco Sustainable Income Allocation | 1450 |
| c) | Robeco Sustainable Diversified Allocation | 1459 |
| d) | Robeco Flexible Allocation | 1468 |

1. GLOBAL EQUITY SUB-FUNDS

a) Robeco BP Global Premium Equities

Pre-contractual disclosure for the financial products referred to in Article 8, paragraphs 1, 2 and 2a, of Regulation (EU) 2019/2088 and Article 6, first paragraph, of Regulation (EU) 2020/852

Product name: Robeco BP Global Premium Equities

Legal entity identifier: 2138001L9IU6WM5R6H47

Environmental and/or social characteristics

Does this financial product have a sustainable investment objective?

Yes

No

It will make a minimum of **sustainable investments with an environmental objective: ___%**

in economic activities that qualify as environmentally sustainable under the EU Taxonomy

in economic activities that do not qualify as environmentally sustainable under the EU Taxonomy

It will make a minimum of **sustainable investments with a social objective: ___%**

It promotes Environmental/Social (E/S) characteristics and while it does not have as its objective a sustainable investment, it will have a minimum proportion of 40% of sustainable investments

with an environmental objective in economic activities that qualify as environmentally sustainable under the EU Taxonomy

with an environmental objective in economic activities that do not qualify as environmentally sustainable under the EU Taxonomy

with a social objective

It promotes E/S characteristics, but **will not make any sustainable investments**

Sustainable investment means an investment in an economic activity that contributes to an environmental or social objective, provided that the investment does not significantly harm any environmental or social objective and that the investee companies follow good governance practices.

The **EU Taxonomy** is a classification system laid down in Regulation (EU) 2020/852, establishing a list of **environmentally sustainable economic activities**. That Regulation does not include a list of socially sustainable economic activities. Sustainable investments with an environmental objective might be aligned with the Taxonomy or not.



What environmental and/or social characteristics are promoted by this financial product?

Sustainability indicators measure how the environmental or social characteristics promoted by the financial product are attained.

The Sub-fund has the following E/S characteristics:

1. The Sub-fund promotes certain minimum environmental and social safeguards through applying exclusion criteria with regards to products and business practices that Robeco believes are detrimental to society and incompatible with sustainable investment strategies, such as exposure to controversial behaviour, controversial weapons, and fossil fuels.
2. The Sub-fund promotes adherence to and conducting business activities in accordance with the United Nations Universal Declaration of Human Rights, the International Labor Organization's (ILO) labor standards, the United Nations Guiding Principles for Business and Human Rights (UNGPs), the United Nations Global Compact (UNGC) and the OECD Guidelines for Multinational Enterprises, by scrutinizing companies that violate these principles.
3. The Sub-fund promotes good governance and sustainable corporate practices through proxy voting, which contributes to long-term shareholder value creation. This includes taking an active stance on social and environmental topics through Robeco's proxy voting policy.
4. The Sub-fund limits investing in companies with an elevated sustainability risk based on ESG risk scores whereas all such investments require separate approval of a dedicated committee that oversees that all investments are substantiated and eligible based on a fundamental review on the sustainability risk.
5. The Sub-fund promotes having a lower carbon footprint than the general market index referred to in Appendix VI – Benchmarks (the "General Market Index").

There is no reference benchmark designated for the purpose of attaining the environmental or social characteristics promoted by the Sub-fund.

What sustainability indicators are used to measure the attainment of each of the environmental or social characteristics promoted by this financial product?

The Sub-fund has the following sustainability indicators:

1. The % of investments in securities that are on Robeco's Exclusion list as result of the application of Robeco's Exclusion Policy.
2. The number of companies that are in violation of the ILO standards, UNGPs, UNGC or OECD Guidelines for Multinational Enterprises and hence are a part of the Enhanced Engagement program.
3. The number of holdings and agenda items voted.
4. The % of holdings with an elevated sustainability risk profile.
5. The weighted carbon footprint score of the Sub-fund compared to the General Market Index.

What are the objectives of the sustainable investments that the financial product partially intends to make and how does the sustainable investment contribute to such objectives?

The sustainable investments aim to contribute to the UN Sustainable Development Goals ("SDGs"), that have both social and environmental objectives. These are 17 goals that are globally recognised and include environmental goals such as climate action, clean water, life on land and water and social goals such as zero hunger, gender equality, education, etc. Robeco has developed a proprietary framework based on the UN SDGs through which an issuer's contribution to such SDGs is determined through a 3-step process. This process starts with a sector baseline on which a company's products are analysed to examine contribution to the society and environment. Further, the operational processes involved in creating such products is checked along with any controversies/litigation claims and remediation actions taken which are perused before a final SDG score is determined. The final score ranges between high negative (-3) to high positive (+3) and only those issuers which achieve positive SDG scores (+1, +2 and +3) are regarded as Sustainable Investments.

● ***How do the sustainable investments that the financial product partially intends to make, not cause significant harm to any environmental or social sustainable investment objective?***

The sustainable investments do no significant harm to any environmental or social sustainable investment objective by considering a principal adverse impact and aligning with the OECD Guidelines for Multinational Enterprises and the UN Guiding Principles on Business and Human Rights. In addition, sustainable investments score positively on Robeco's SDG Framework, and therefore do not cause significant harm.

How have the indicators for adverse impacts on sustainability factors been taken into account?

Mandatory principal adverse impact indicators are considered through Robeco's SDG Framework, either directly or indirectly, when identifying sustainable investments for the Sub-fund. In addition, voluntary environmental and social indicators are taken into account, depending on their relevance for measuring impacts on the SDGs and the availability of data. A detailed description of the incorporation of principal adverse impacts is available via Robeco's Principal Adverse Impact Statement published on the Robeco website (<https://www.robeco.com/files/docm/docu-principal-adverse-impact-statement-summary-entity-level.pdf>). In this statement, Robeco sets out its approach to identifying and prioritizing principal adverse impacts, and how principal adverse impacts are considered as part of Robeco's investment due diligence process and procedures relating to research and analysis, exclusions and restrictions and/or voting and engagement. This description also explains how principal adverse impact indicators are considered by the SDG Framework.

How are the sustainable investments aligned with the OECD Guidelines for Multinational Enterprises and the UN Guiding Principles on Business and Human Rights? Details:

The sustainable investments are aligned with the OECD Guidelines for Multinational Enterprises and the UN Guiding Principles on Business and Human Rights via both Robeco's Exclusion Policy and Robeco's SDG Framework.

Robeco's Exclusion Policy includes an explanation of how Robeco acts in accordance with the International Labor Organization (ILO) standards, United Nations Guiding Principles (UNGPs), United Nations Global Compact (UNGC) Principles and the Organization for Economic Co-operation and Development (OECD) Guidelines for Multinational Enterprises and is guided by these international treaties to assess the behavior of companies. Robeco continuously screens its investments for breaches of these principles. In case of a breach, the company will be excluded or engaged with, and is not considered a sustainable investment.

Robeco's SDG Framework screens for breaches on these principles in the final step of the framework. In this step, Robeco checks whether the company concerned has been involved in any controversies. Involvement in any controversy will result in a negative SDG score for the company, meaning it is not a sustainable investment.

The EU Taxonomy sets out a "do not significant harm" principle by which Taxonomy-aligned investments should not significantly harm EU Taxonomy objectives and is accompanied by specific EU criteria.

The "do no significant harm" principle applies only to those investments underlying the financial product that take into account the EU criteria for environmentally sustainable economic activities. The investments underlying the remaining portion of this financial product do not take into account the EU criteria for environmentally sustainable economic activities.

Any other sustainable investments must also not significantly harm any environmental or social objectives.



Does this financial product consider principal adverse impacts on sustainability factors?

Yes, _____

The Sub-fund considers principal adverse impacts on sustainability factors as referred to in Annex I of the SFDR Delegated Act.

Pre-investment, the following principal adverse impacts on sustainability factors are considered:

- Via the applied normative and activity-based exclusions, the following PAIs are considered:
 - Exposure to companies active in the fossil fuel sector (PAI 4, Table 1)
 - Violations of the UN Global Compact Principles and Organisation for Economic Cooperation and Development (OECD) Guidelines for Multinational Enterprises (PAI 10, Table 1)
 - Activities negatively affecting biodiversity-sensitive areas (PAI 7, Table 1). The consideration of this PAI is currently restricted to applying exclusions to palm oil producing companies and for any breaches to the UNGC, UNGP and OECD Guidelines for Multinational Enterprises in relation to biodiversity.
 - Exposure to controversial weapons (anti-personnel mines, cluster munitions, chemical weapons (PAI 14, Table 1)

Post-investment, the following principal adverse impacts on sustainability factors are taken into account:

- Via the application of the voting policy, the following PAIs are considered:
 - All indicators related to GHG emissions (PAI 1-6, Table 1)
 - Indicators related to social and employee matters (PAI 10-13, Table 1; PAI 5-8, Table 3)
- Via Robeco's entity engagement program, the following PAIs are considered:
 - All indicators related to Climate and other environment-related indicators (PAI 1-9, Table 1)
 - Violations of the UN Global Compact Principles and Organisation for Economic Cooperation and Development (OECD) Guidelines for Multinational Enterprises (PAI 10, Table 1). On an ongoing basis, the investment universe is scanned for controversial behavior in relation to the aforementioned principles and guidelines.
 - In addition, based on a yearly review of Robeco's performance on all mandatory and selected voluntary indicators, holdings of the Sub-fund that cause adverse impact might be selected for engagement.

Principal adverse impacts are the most significant negative impacts of investment decisions on sustainability factors relating to environmental, social and employee matters, respect for human rights, anti-corruption and anti-bribery matters.

More information is available via Robeco's Principal Adverse Impact Statement, published on Robeco's website. The Sub-fund will periodically report how it has considered the principal adverse impacts of its investments in the Company's annual report, which will be made available each year on or before 30 April at the Sub-fund page highlighted in final section of this document.

No



What investment strategy does this financial product follow?

Robeco BP Global Premium Equities is an actively managed fund that invests in stocks globally. The selection of these stocks is based on fundamental analysis as described in the Investment policy strategy paragraph in Appendix I of this Prospectus. The strategy integrates sustainability indicators on a continuous basis as part of the stock selection process. Amongst others, the Sub-fund applies norms-based and activity-based exclusions, Robeco's good governance policy, Robeco's SDG framework and considers Principal Adverse Impacts in the investment process. More product-specific information can be found on our website and the links provided in the final question of this disclosure.

The investment strategy guides investment decisions based on factors such as investment objectives and risk tolerance.

What are the binding elements of the investment strategy used to select the investments to attain each of the environmental or social characteristics promoted by this financial product?

The Sub-fund has the following binding elements:

1. The Sub-fund's portfolio complies with Robeco's Exclusion Policy (<https://www.robeco.com/files/docm/docu-exclusion-policy.pdf>), that is based on exclusion criteria with regards to products and business practices that Robeco believes are detrimental to society and incompatible with sustainable investment strategies. This means that the Sub-fund has 0% exposure to excluded securities, taking into account a grace period. Information with regards to the effects of the exclusions on the Sub-fund's universe can be found at <https://www.robeco.com/files/docm/docu-exclusion-list.pdf>.
2. The Sub-fund scrutinizes investment in companies that are in breach of the ILO standards, UNGPs, UNGC or OECD Guidelines for Multinational Enterprises. If a company in the portfolio breaches one of the international guidelines during the investment period, the company will become part of the Enhanced Engagement program.
3. All equity holdings have a granted right to vote and Robeco exerts that right by voting according to Robeco's Proxy Voting Policy, unless impediments occur (e.g. share blocking or when not considered cost efficient). Robeco's Proxy Voting Policy can be found at <https://www.robeco.com/files/docm/docu-robeco-stewardship-policy.pdf>.
4. Investments with an elevated sustainability risk are defined by Robeco as companies with an ESG Risk Rating of 40 and higher (the ESG Risk Rating is explained in the sustainability risk policy which can be accessed via <https://www.robeco.com/files/docm/docu-robeco-sustainability-risk-policy.pdf>). The Sub-fund is limited to a maximum exposure of 3% to investments with an elevated sustainability risk, based on the market weight in the portfolio taking into account regional differences and benchmark. Each investment with an ESG Risk rating of higher than 40 requires separate approval by a dedicated committee of sustainable investment specialists, compliance and risk management that oversees the bottom-up sustainability analysis.
5. The Sub-fund's weighted carbon footprint score is better than that of the General Market Index.

What is the committed minimum rate to reduce the scope of the investments considered prior to the application of that investment strategy?

The Sub-fund does not commit to a minimum rate to reduce the scope of investments prior to the application of the investment strategy.

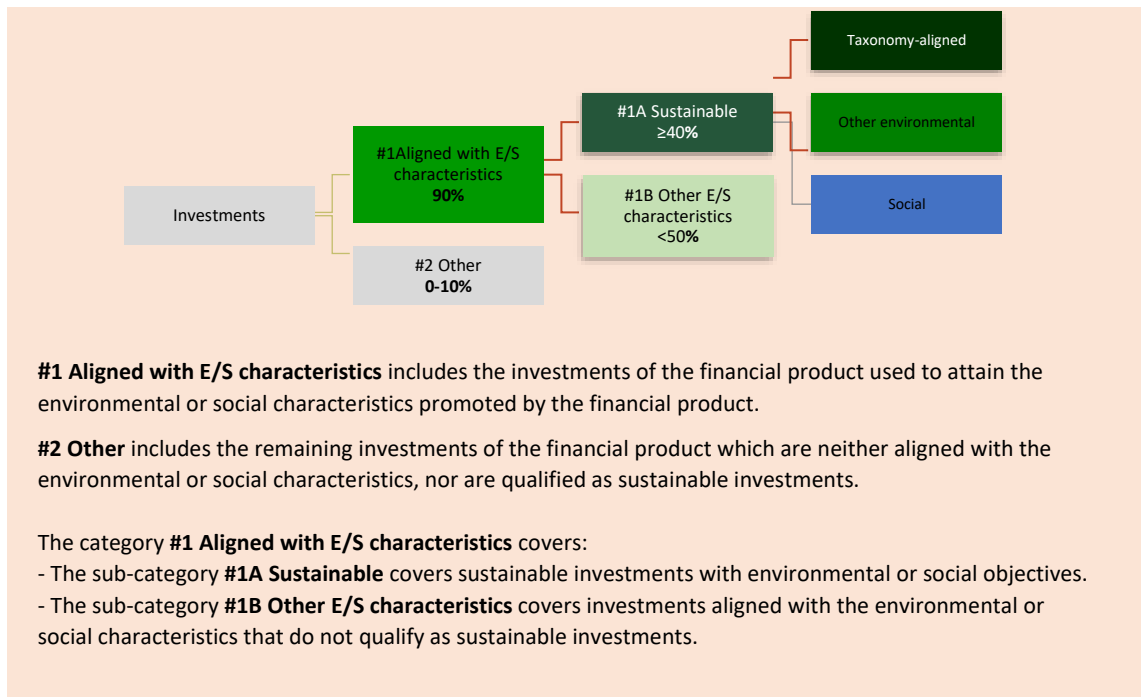
What is the policy to assess good governance practices of the investee companies?

Robeco has a Good Governance policy to assess governance practices of companies. The policy describes how Robeco determines if and when a company does not follow good governance practices and is therefore excluded from the initial investment universe for Article 8 and 9 products. Robeco's Good Governance policy applies to the Sub-fund and tests on a set of governance criteria that reflect widely recognized industry established norms and include topics as employee relations, management structure, tax compliance and remuneration.

The Good Governance test consists of criteria on such topics that are examined for investee companies and further explained in Robeco's Good Governance policy <https://www.robeco.com/files/docm/docu-robeco-good-governance-policy.pdf>. Additionally, the companies that do not pass the good governance test are reflected in the exclusion list that can be accessed here - <https://www.robeco.com/files/docm/docu-exclusion-list.pdf>.

What is the asset allocation planned for this financial product?

At least 90% of the investments are aligned with the E/S characteristics of the Sub-fund. The Sub-fund plans to make a minimum of 40% sustainable investments, measured by positive scores via Robeco's SDG Framework. The investments in the category Other, estimated between 0-10%, are mostly in cash, cash equivalents and derivatives as further described below. The planned asset allocation is monitored continuously, and evaluated on a yearly basis.



How does the use of derivatives attain the environmental or social characteristics promoted by the financial product?

The Sub-fund does not make use of derivatives to attain the environmental or social characteristics promoted by the financial product. The Sub-fund may make use of derivatives for hedging, liquidity management and efficient portfolio management as well as investment purposes. Exchange traded and over-the-counter derivatives are permitted, including but not limited to futures, swaps, options and currency forwards. Whilst the Sub-fund may use derivatives both for investment purposes as well as for

Good governance practices include sound management structures, employee relations, remuneration of staff and tax compliance.



Asset allocation describes the share of investments in specific assets.

Taxonomy-aligned activities are expressed as a share of:

- **turnover** reflecting the share of revenue from green activities of investee companies
- **capital expenditure** (CapEx) showing the green investments made by investee companies, e.g. for a transition to a green economy.
- **operational expenditure** (OpEx) reflecting green operational activities of investee companies.

hedging and efficient portfolio management, it does not utilize derivatives for such purposes outside the intended share of investments allocated to the 'Other' category.
 In case the Sub-fund uses derivatives, the underlying shall comply with the investment policy. Where relevant, minimum environmental or social safeguards are taken into account as described below.



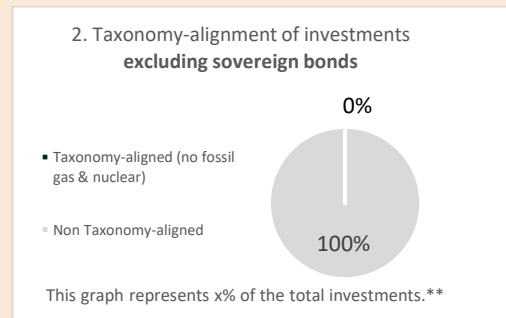
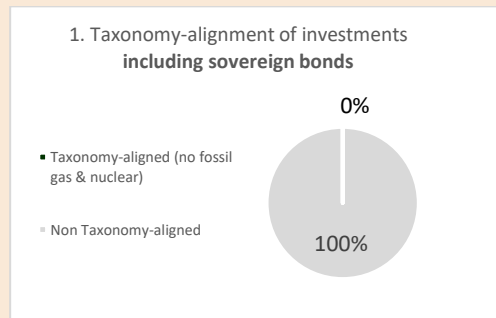
To what minimum extent are sustainable investments with an environmental objective aligned with the EU Taxonomy?

0%. The Sub-fund does not intend to make Taxonomy-aligned investments. It cannot be excluded that among the Sub-fund's holdings certain investments are Taxonomy aligned. The Sub-fund will report on Taxonomy-aligned investment in the periodic disclosures. In the future, once data-availability in relation to the EU Taxonomy will improve, Robeco might consider setting a target based on turnover or CAPEX. Robeco currently relies on third-party data, including data in relation to companies that do not disclose on the EU Taxonomy alignment of their activities. EU Taxonomy-alignment data is not yet subject to a review by third parties. The Sub-fund only makes investments in equity and therefore it does not have sovereign exposures. The expected level of alignment with and without sovereign bonds is the same.

Does the financial product invest in fossil gas and/or nuclear energy related activities that comply with the EU Taxonomy?³

- Yes
 - In fossil gas
 - In nuclear energy
- No

The two graphs below show in green the minimum percentage of investments that are aligned with the EU Taxonomy. As there is no appropriate methodology to determine the Taxonomy-alignment of sovereign bonds, the first graph shows the Taxonomy alignment in relation to all the investments of the financial product including sovereign bonds, while the second graph shows the Taxonomy alignment only in relation to the investments of the financial product other than sovereign bonds.*



* For the purpose of these graphs, 'sovereign bonds' consist of all sovereign exposures
 ** As the investments are not Taxonomy-aligned, the exclusion of sovereign bonds has no impact on the graph and therefore no such percentage is shown here.

To comply with the EU Taxonomy, the criteria for **fossil gas** include limitations on emissions and switching to renewable power or low-carbon fuels by the end of 2035. For **nuclear energy**, the criteria include comprehensive safety and waste management rules.

Enabling activities directly enable other activities to make a substantial contribution to an environmental objective.

Transitional activities are activities for which low-carbon alternatives are not yet available and among others have

³ Fossil gas and/or nuclear related activities will only comply with the EU Taxonomy where they contribute to limiting climate change ("climate change mitigation") and do not significantly harm any EU Taxonomy objective - see explanatory note in the left hand margin. The full criteria for fossil gas and nuclear energy economic activities that comply with the EU Taxonomy are laid down in Commission Delegated Regulation (EU) 2022/1214.

greenhouse gas emission levels corresponding to the best performance.



What is the minimum share of investments in transitional and enabling activities?

0%.



What is the minimum share of sustainable investments with an environmental objective that are not aligned with the EU Taxonomy?

The Sub-fund intends to make sustainable investments, measured as positive scores via Robeco's SDG Framework. Among those could be investments with environmental objectives that do not qualify as Taxonomy-aligned. The environmental objectives of the Sub-fund are attained by investing in companies that score positively on SDG 12 (Responsible consumption and production), SDG 13 (Climate action), SDG 14 (Life below water), and SDG 15 (Life on land) in Robeco's SDG Framework. The sum of sustainable investments with an environmental objective and socially sustainable investments always adds up to the Sub-fund's minimum proportion of 40% sustainable investments, we do not commit to a minimum share of sustainable investments with an environmental objective because the Sub-fund's investment strategy does not have a specific environmental investment objective. Therefore, the minimum share of sustainable investments with an environmental objective is 0%.




What is the minimum share of socially sustainable investments?

The Sub-fund intends to make sustainable investments, measured as positive scores via Robeco's SDG Framework. Among those could be investments with social objectives. The social objectives of the Sub-fund are attained by investing in companies that score positively on SDG 1 (No poverty), SDG 2 (Zero hunger), SDG 3 (Good health and well-being), SDG 4 (Quality education), SDG 5 (Gender equality), SDG 6 (Clear water and sanitation), SDG 7 (Affordable and clean energy), SDG 8 (Decent work and economic growth), SDG 9 (Industry, innovation and infrastructure), SDG 10 (Reduced inequalities), SDG 11 (Sustainable cities and communities), SDG 16 (Peace, justice and strong institutions) and SDG 17 (Partnerships for the goals), in Robeco's SDG Framework. While the sum of socially sustainable investments and sustainable investments with an environmental objective always adds up to the Sub-fund's minimum proportion of sustainable investments, we do not commit to a minimum share of socially sustainable investments because the Sub-fund's investment strategy does not have a specific socially sustainable investment objective. Therefore, the minimum share of socially sustainable investments is 0%.



What investments are included under "#2 Other", what is their purpose and are there any minimum environmental or social safeguards?

The type of instruments included under "#2 Other" and their purpose are outlined in Annex I of this Prospectus under the header 'Financial instruments and investment restrictions'. They include cash, cash equivalents, as well as investment funds and eligible asset classes (other than bonds and equities) that do not specifically promote E/S characteristics. As indicated above, the Sub-fund does not make use of derivatives to attain the environmental or social characteristics promoted. The Sub-fund may make use of derivatives, which thus always fall under the category "#2 Other", for hedging, liquidity management and efficient portfolio management as well as investment purposes. Exchange traded and over-the-counter derivatives are permitted, including but not limited to futures, swaps, options and currency forwards. In case the Sub-fund uses derivatives, the underlying shall comply with the investment policy. Where relevant, minimum environmental or social safeguards are taken into account, by, for example, applying Robeco's Exclusion Policy for any single security derivative.

 are sustainable investments with an environmental objective that **do not take into account the criteria** for environmentally sustainable economic activities under the EU Taxonomy.



Is a specific index designated as a reference benchmark to determine whether this financial product is aligned with the environmental and/or social characteristics that it promotes?

Not applicable.

Reference benchmarks are indexes to measure whether the financial product attains the environmental or social characteristics that they promote.



Where can I find more product specific information online?

More product-specific information can be found on the website:

<https://www.robeco.com/en-int/products/funds/>

- Robeco's PAI Statement can be accessed via the following link:
<https://www.robeco.com/files/docm/docu-principal-adverse-impact-statement-summary-entity-level.pdf>
- Robeco's Good Governance test can be accessed via the following link:
<https://www.robeco.com/files/docm/docu-robeco-good-governance-policy.pdf>
- Robeco's SDG framework
<https://www.robeco.com/docm/docu-robeco-explanation-sdg-framework.pdf>
- Robeco's sustainability risk policy
<https://www.robeco.com/files/docm/docu-robeco-sustainability-risk-policy.pdf>

b) Robeco QI Global Conservative Equities

Pre-contractual disclosure for the financial products referred to in Article 8, paragraphs 1, 2 and 2a, of Regulation (EU) 2019/2088 and Article 6, first paragraph, of Regulation (EU) 2020/852

Product name: Robeco QI Global Conservative Equities

Legal entity identifier: 2138000YIDN8AF8MZFO4

Environmental and/or social characteristics

Does this financial product have a sustainable investment objective?

Yes

No

It will make a minimum of **sustainable investments with an environmental objective: ___%**

in economic activities that qualify as environmentally sustainable under the EU Taxonomy

in economic activities that do not qualify as environmentally sustainable under the EU Taxonomy

It will make a minimum of **sustainable investments with a social objective: ___%**

It **promotes Environmental/Social (E/S) characteristics** and while it does not have as its objective a sustainable investment, it will have a minimum proportion of 50% of sustainable investments

with an environmental objective in economic activities that qualify as environmentally sustainable under the EU Taxonomy

with an environmental objective in economic activities that do not qualify as environmentally sustainable under the EU Taxonomy

with a social objective

It promotes E/S characteristics, but **will not make any sustainable investments**

Sustainable investment means an investment in an economic activity that contributes to an environmental or social objective, provided that the investment does not significantly harm any environmental or social objective and that the investee companies follow good governance practices.

The **EU Taxonomy** is a classification system laid down in Regulation (EU) 2020/852, establishing a list of **environmentally sustainable economic activities**. That Regulation does not include a list of socially sustainable economic activities. Sustainable investments with an environmental objective might be aligned with the Taxonomy or not.



Sustainability indicators measure how the environmental or social characteristics promoted by the financial product are attained.

What environmental and/or social characteristics are promoted by this financial product?

The Sub-fund has the following E/S characteristics:

1. The Sub-fund promotes good governance and sustainable corporate practices through proxy voting, which contributes to long-term shareholder value creation. This includes taking an active stance on social and environmental topics through Robeco's proxy voting policy.
2. The Sub-fund promotes certain minimum environmental and social safeguards through applying exclusion criteria with regards to products and business practices that Robeco believes are detrimental to society and incompatible with sustainable investment strategies, such as exposure to controversial behaviour, controversial weapons, and fossil fuels.
3. The Sub-fund promotes having a lower environmental footprint than the general market index referred to in Appendix VI – Benchmarks (the "General Market Index"), through reduction in carbon, water and waste footprints.
4. The Sub-fund promotes adherence to and conducting business activities in accordance with the United Nations Universal Declaration of Human Rights, the International Labor Organization's (ILO) labor standards, the United Nations Guiding Principles for Business and Human Rights (UNGPs), the United Nations Global Compact (UNGC) and the OECD Guidelines for Multinational Enterprises, by scrutinizing companies that violate these principles.
5. The Sub-fund promotes having a weighted average ESG score that is better than that of the General Market Index.
6. The Sub-fund promotes having a larger share of companies with a positive SDG score (1,2,3) in the portfolio than the General Market Index.

There is no reference benchmark designated for the purpose of attaining the environmental or social characteristics promoted by the Sub-fund.

What sustainability indicators are used to measure the attainment of each of the environmental or social characteristics promoted by this financial product?

The Sub-fund has the following sustainability indicators:

1. The number of holdings and agenda items voted.
2. The % of investments in securities that are on Robeco's Exclusion list as result of the application of Robeco's Exclusion Policy.
3. The Sub-fund's weighted carbon, water and waste footprint score compared to the General Market Index.
4. The number of companies that are in violation of the ILO standards, UNGPs, UNGC or OECD Guidelines for Multinational Enterprises and hence are a part of the Enhanced Engagement program.
5. The Sub-fund's weighted average ESG score compared to the General Market Index.
6. The Sub-fund's weight in companies with a positive SDG score (1,2,3) compared to the General Market Index weight in companies with a positive SDG score (1,2,3).

What are the objectives of the sustainable investments that the financial product partially intends to make and how does the sustainable investment contribute to such objectives?

The sustainable investments aim to contribute to the UN Sustainable Development Goals ("SDGs"), that have both social and environmental objectives. These are 17 goals that are globally recognised and include environmental goals such as climate action, clean water, life on land and water and social goals such as zero hunger, gender equality, education, etc. Robeco has developed a proprietary framework based on the UN SDGs through which an issuer's contribution to such SDGs is determined through a 3-step process. This process starts with a sector baseline on which a company's products are analysed to examine contribution to the society and environment. Further, the operational processes involved in

creating such products is checked along with any controversies/litigation claims and remediation actions taken which are perused before a final SDG score is determined. The final score ranges between high negative (-3) to high positive (+3) and only those issuers which achieve positive SDG scores (+1,+2 and, +3) are regarded as Sustainable Investments.

● ***How do the sustainable investments that the financial product partially intends to make, not cause significant harm to any environmental or social sustainable investment objective?***

The sustainable investments do no significant harm to any environmental or social sustainable investment objective by considering a principal adverse impact and aligning with the OECD Guidelines for Multinational Enterprises and the UN Guiding Principles on Business and Human Rights. In addition, sustainable investments score positively on Robeco's SDG Framework, and therefore do not cause significant harm.

How have the indicators for adverse impacts on sustainability factors been taken into account?

Mandatory principal adverse impact indicators are considered through Robeco's SDG Framework, either directly or indirectly, when identifying sustainable investments for the Sub-fund. In addition, voluntary environmental and social indicators are taken into account, depending on their relevance for measuring impacts on the SDGs and the availability of data. A detailed description of the incorporation of principal adverse impacts is available via Robeco's Principal Adverse Impact Statement published on the Robeco website (<https://www.robeco.com/files/docm/docu-principal-adverse-impact-statement-summary-entity-level.pdf>). In this statement, Robeco sets out its approach to identifying and prioritizing principal adverse impacts, and how principal adverse impacts are considered as part of Robeco's investment due diligence process and procedures relating to research and analysis, exclusions and restrictions and/or voting and engagement. This description also explains how principal adverse impact indicators are considered by the SDG Framework.

How are the sustainable investments aligned with the OECD Guidelines for Multinational Enterprises and the UN Guiding Principles on Business and Human Rights? Details:

The sustainable investments are aligned with the OECD Guidelines for Multinational Enterprises and the UN Guiding Principles on Business and Human Rights via both Robeco's Exclusion Policy and Robeco's SDG Framework.

Robeco's Exclusion Policy includes an explanation of how Robeco acts in accordance with the International Labor Organization (ILO) standards, United Nations Guiding Principles (UNGPs), United Nations Global Compact (UNGC) Principles and the Organization for Economic Co-operation and Development (OECD) Guidelines for Multinational Enterprises and is guided by these international treaties to assess the behavior of companies. Robeco continuously screens its investments for breaches of these principles. In case of a breach, the company will be excluded or engaged with, and is not considered a sustainable investment.

Robeco's SDG Framework screens for breaches on these principles in the final step of the framework. In this step, Robeco checks whether the company concerned has been involved in any controversies. Involvement in any controversy will result in a negative SDG score for the company, meaning it is not a sustainable investment.

The EU Taxonomy sets out a "do not significant harm" principle by which Taxonomy-aligned investments should not significantly harm EU Taxonomy objectives and is accompanied by specific EU criteria.

The "do no significant harm" principle applies only to those investments underlying the financial product that take into account the EU criteria for environmentally sustainable economic activities. The investments underlying the remaining portion of this financial product do not take into account the EU criteria for environmentally sustainable economic activities.

Any other sustainable investments must also not significantly harm any environmental or social objectives.



Does this financial product consider principal adverse impacts on sustainability factors?

Yes, _____

The Sub-fund considers principal adverse impacts on sustainability factors as referred to in Annex I of the SFDR Delegated Act.

Pre-investment, the following principal adverse impacts on sustainability factors are considered:

- Via the applied normative and activity-based exclusions, the following PAIs are considered:
 - Exposure to companies active in the fossil fuel sector (PAI 4, Table 1)
 - Violations of the UN Global Compact Principles and Organisation for Economic Cooperation and Development (OECD) Guidelines for Multinational Enterprises (PAI 10, Table 1)
 - Activities negatively affecting biodiversity-sensitive areas (PAI 7, Table 1). The consideration of this PAI is currently restricted to applying exclusions to palm oil producing companies and for any breaches to the UNGC, UNGP and OECD Guidelines for Multinational Enterprises in relation to biodiversity.
 - Exposure to controversial weapons (anti-personnel mines, cluster munitions, chemical weapons (PAI 14, Table 1)

- Via the environmental footprint performance targets of the Sub-fund, the following PAIs are considered:
 - Carbon footprint (PAI 2, Table 1)
 - Violations of the UN Global Compact Principles and Organisation for Economic Cooperation and Development (OECD) Guidelines for Multinational Enterprises (PAI 10, Table 1)
 - Activities negatively affecting biodiversity-sensitive areas (PAI 7, Table 1). The consideration of this PAI is currently restricted to applying exclusions to palm oil producing companies and for any breaches to the UNGC, UNGP and OECD Guidelines for Multinational Enterprises in relation to biodiversity.
 - Exposure to controversial weapons (anti-personnel mines, cluster munitions, chemical weapons (PAI 14, Table 1)

- Via the environmental footprint performance targets of the Sub-fund, the following PAIs are considered:
 - Carbon footprint (PAI 2, Table 1)
 - Water and waste indicators (PAI 7-9, Table 1). Robeco will use on water and waste footprint until data quality and coverage of the PAIs will improve.

Principal adverse impacts are the most significant negative impacts of investment decisions on sustainability factors relating to environmental, social and employee matters, respect for human rights, anti-corruption and anti-bribery matters.

Post-investment, the following principal adverse impacts on sustainability factors are taken into account:

- Via the application of the voting policy, the following PAIs are considered:
 - All indicators related to GHG emissions (PAI 1-6, Table 1)
 - Indicators related to social and employee matters (PAI 10-13, Table 1; PAI 5-8, Table 3)
- Via Robeco's entity engagement program, the following PAIs are considered:
 - All indicators related to Climate and other environment-related indicators (PAI 1-9, Table 1)
 - Violations of the UN Global Compact Principles and Organisation for Economic Cooperation and Development (OECD) Guidelines for Multinational Enterprises (PAI 10, Table 1)
 - In addition, based on a yearly review of Robeco's performance on all mandatory and selected voluntary indicators, holdings of the Sub-fund that cause adverse impact might be selected for engagement.

More information is available via Robeco's Principal Adverse Impact Statement, published on Robeco's website. The Sub-fund will periodically report how it has considered the principal adverse impacts of its investments in the Company's annual report, which will be made available each year on or before 30 April at the Sub-fund page highlighted in final section of this document.

No



What investment strategy does this financial product follow?

Robeco QI Global Conservative Equities is an actively managed fund that invests in low-volatility stocks in developed and emerging countries across the world. The selection of these stocks is based on a quantitative model as described in the Investment policy strategy paragraph in Appendix I of this Prospectus. Conservative refers to the focus on equities that show a lower expected volatility than average global equity.

The strategy integrates sustainability indicators on a continuous basis as part of the stock selection process. Amongst others, the Sub-fund applies norms-based and activity-based exclusions, Robeco's good governance policy, Robeco's SDG framework and considers Principal Adverse Impacts in the investment process. More product-specific information can be found on our website and the links provided in the final question of this disclosure.

What are the binding elements of the investment strategy used to select the investments to attain each of the environmental or social characteristics promoted by this financial product?

The Sub-fund has the following binding elements:

1. All equity holdings have a granted right to vote and Robeco exerts that right by voting according to Robeco's Proxy Voting Policy, unless impediments occur (e.g. share blocking or when not considered cost efficient). Robeco's Proxy Voting Policy can be found at <https://www.robeco.com/files/docm/docu-robeco-stewardship-policy.pdf>.
2. The Sub-fund's portfolio complies with Robeco's Exclusion Policy (<https://www.robeco.com/files/docm/docu-exclusion-policy.pdf>), that is based on exclusion criteria with regards to products and business practices that Robeco believes are detrimental to society and incompatible with sustainable investment strategies. This means that the Sub-fund has 0% exposure to excluded securities, taking into account a grace period. Information with regards to the effects of the exclusions on the Sub-fund's universe can be found at <https://www.robeco.com/files/docm/docu-exclusion-list.pdf>
3. The Sub-fund's weighted carbon, water and waste footprint score is a better than that of the General Market Index.

The investment strategy guides investment decisions based on factors such as investment objectives and risk tolerance.

4. The Sub-fund scrutinizes investment in companies that are in breach of the ILO standards, UNGPs, UNGC or OECD Guidelines for Multinational Enterprises. If a company in the portfolio breaches one of the international guidelines during the investment period, the company will become part of the Enhanced Engagement program. When engagement is deemed highly unlikely to succeed, the company might be excluded directly.
5. The Sub-fund's weighted average ESG score is better than that of the General Market Index.
6. The Sub-fund's weight in companies with a positive SDG score (1,2,3) is better than that of the General Market Index.

● **What is the committed minimum rate to reduce the scope of the investments considered prior to the application of that investment strategy?**

The Sub-fund does not commit to a minimum rate to reduce the scope of investments prior to the application of the investment strategy.

● **What is the policy to assess good governance practices of the investee companies?**

Robeco has a Good Governance policy to assess governance practices of companies. The policy describes how Robeco determines if and when a company does not follow good governance practices and is therefore excluded from the initial investment universe for Article 8 and 9 products. Robeco's Good Governance policy applies to the Sub-fund and tests on a set of governance criteria that reflect widely recognized industry established norms and include topics as employee relations, management structure, tax compliance and remuneration.

The Good Governance test consists of criteria on such topics that are examined for investee companies and further explained in Robeco's Good Governance policy <https://www.robeco.com/files/docm/docu-robeco-good-governance-policy.pdf>. Additionally, the companies that do not pass the good governance test are reflected in the exclusion list that can be accessed here - <https://www.robeco.com/files/docm/docu-exclusion-list.pdf>.

What is the asset allocation planned for this financial product?

At least 90% of the investments are aligned with the E/S characteristics of the Sub-fund. The Sub-fund plans to make a minimum of 50% sustainable investments, measured by positive scores via Robeco's SDG Framework. The investments in the category Other, estimated between 0-10%, are mostly in cash, cash equivalents and derivatives as further described below. The planned asset allocation is monitored continuously, and evaluated on a yearly basis.

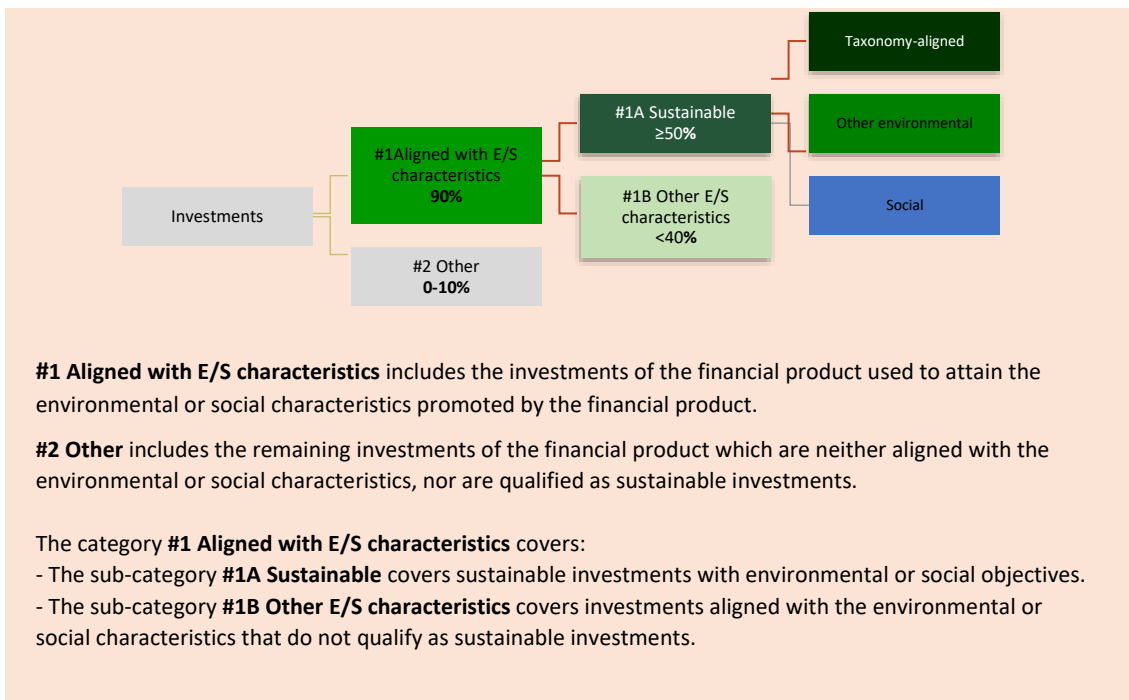
Good governance practices include sound management structures, employee relations, remuneration of staff and tax compliance.



Asset allocation describes the share of investments in specific assets.

Taxonomy-aligned activities are expressed as a share of:

- **turnover** reflecting the share of revenue from green activities of investee companies
- **capital expenditure** (CapEx) showing the green investments made by investee companies, e.g. for a transition to a green economy.
- **operational expenditure** (OpEx) reflecting green operational activities of investee companies.



How does the use of derivatives attain the environmental or social characteristics promoted by the financial product?

The Sub-fund does not make use of derivatives to attain the environmental or social characteristics promoted by the financial product. The Sub-fund may make use of derivatives for hedging, liquidity management and efficient portfolio management as well as investment purposes. Exchange traded and over-the-counter derivatives are permitted, including but not limited to futures, swaps, options and currency forwards. Whilst the Sub-fund may use derivatives both for investment purposes as well as for hedging and efficient portfolio management, it does not utilize derivatives for such purposes outside the intended share of investments allocated to the 'Other' category. In case the Sub-fund uses derivatives, the underlying shall comply with the investment policy. Where relevant, minimum environmental or social safeguards are taken into account as described below.



To what minimum extent are sustainable investments with an environmental objective aligned with the EU Taxonomy?

0%. The Sub-fund does not intend to make Taxonomy-aligned investments. It cannot be excluded that among the Sub-fund's holdings certain investments are Taxonomy aligned. The Sub-fund will report on Taxonomy-aligned investment in the periodic disclosures. In the future, once data-availability in relation to the EU Taxonomy will improve, Robeco might consider setting a target based on turnover or CAPEX. Robeco currently relies on third-party data, including data in relation to companies that do not disclose on the EU Taxonomy alignment of their activities. EU Taxonomy-alignment data is not yet subject to a review by third parties. The Sub-fund only makes investments in equity and therefore it does not have sovereign exposures. The expected level of alignment with and without sovereign bonds is the same.

To comply with the EU Taxonomy, the criteria for **fossil gas** include limitations on emissions and switching to renewable power or low-carbon fuels by the end of 2035. For **nuclear energy**, the criteria include comprehensive safety and waste management rules.

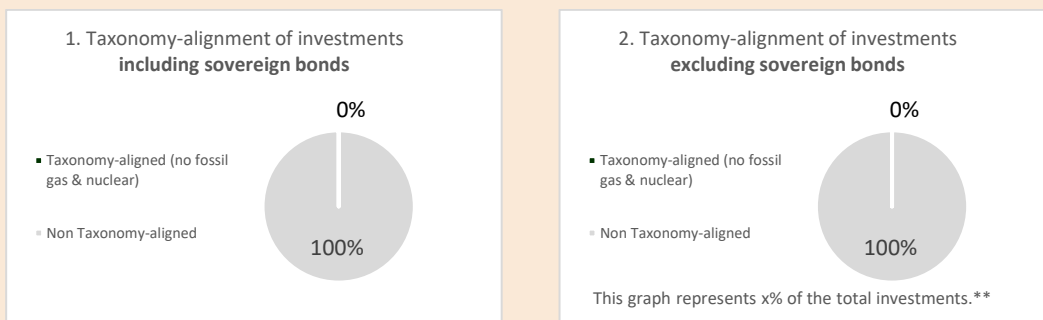
Enabling activities directly enable other activities to make a substantial contribution to an environmental objective.

Transitional activities are activities for which low-carbon alternatives are not yet available and among others have greenhouse gas emission levels corresponding to the best performance.

● **Does the financial product invest in fossil gas and/or nuclear energy related activities that comply with the EU Taxonomy?⁴**

- Yes
 - In fossil gas
 - In nuclear energy
- No

The two graphs below show in green the minimum percentage of investments that are aligned with the EU Taxonomy. As there is no appropriate methodology to determine the Taxonomy-alignment of sovereign bonds, the first graph shows the Taxonomy alignment in relation to all the investments of the financial product including sovereign bonds, while the second graph shows the Taxonomy alignment only in relation to the investments of the financial product other than sovereign bonds.*



* For the purpose of these graphs, 'sovereign bonds' consist of all sovereign exposures
 ** As the investments are not Taxonomy-aligned, the exclusion of sovereign bonds has no impact on the graph and therefore no such percentage is shown here.

● **What is the minimum share of investments in transitional and enabling activities?**


0%.



● **What is the minimum share of sustainable investments with an environmental objective that are not aligned with the EU Taxonomy?**

The Sub-fund intends to make sustainable investments, measured as positive scores via Robeco's SDG Framework. Among those could be investments with environmental objectives that do not qualify as Taxonomy-aligned. The environmental objectives of the Sub-fund are attained by investing in companies that score positively on SDG 12 (Responsible consumption and production), SDG 13 (Climate action), SDG 14 (Life below water), and SDG 15 (Life on land) in Robeco's SDG Framework. The sum of sustainable investments with an environmental objective and socially sustainable investments always adds up to the Sub-fund's minimum proportion of 50% sustainable investments, we do not commit to a minimum share of sustainable investments with an environmental objective because the Sub-fund's investment strategy does not have a specific environmental investment objective. Therefore, the minimum share of sustainable investments with an environmental objective is 0%.

⁴ Fossil gas and/or nuclear related activities will only comply with the EU Taxonomy where they contribute to limiting climate change ("climate change mitigation") and do not significantly harm any EU Taxonomy objective - see explanatory note in the left hand margin. The full criteria for fossil gas and nuclear energy economic activities that comply with the EU Taxonomy are laid down in Commission Delegated Regulation (EU) 2022/1214.

 are sustainable investments with an environmental objective that **do not take into account the criteria** for environmentally sustainable economic activities under the EU Taxonomy.



What is the minimum share of socially sustainable investments?

The Sub-fund intends to make sustainable investments, measured as positive scores via Robeco's SDG Framework. Among those could be investments with social objectives. The social objectives of the Sub-fund are attained by investing in companies that score positively on SDG 1 (No poverty), SDG 2 (Zero hunger), SDG 3 (Good health and well-being), SDG 4 (Quality education), SDG 5 (Gender equality), SDG 6 (Clean water and sanitation), SDG 7 (Affordable and clean energy), SDG 8 (Decent work and economic growth), SDG 9 (Industry, innovation and infrastructure), SDG 10 (Reduced inequalities), SDG 11 (Sustainable cities and communities), SDG 16 (Peace, justice and strong institutions) and SDG 17 (Partnerships for the goals), in Robeco's SDG Framework. While the sum of socially sustainable investments and sustainable investments with an environmental objective always adds up to the Sub-fund's minimum proportion of sustainable investments, we do not commit to a minimum share of socially sustainable investments because the Sub-fund's investment strategy does not have a specific socially sustainable investment objective. Therefore, the minimum share of socially sustainable investments is 0%.



What investments are included under "#2 Other", what is their purpose and are there any minimum environmental or social safeguards?

The type of instruments included under "#2 Other" and their purpose are outlined in Annex I of this Prospectus under the header 'Financial instruments and investment restrictions'. They include cash, cash equivalents, as well as investment funds and eligible asset classes (other than bonds and equities) that do not specifically promote E/S characteristics. As indicated above, the Sub-fund does not make use of derivatives to attain the environmental or social characteristics promoted. The Sub-fund may make use of derivatives, which thus always fall under the category "#2 Other", for hedging, liquidity management and efficient portfolio management as well as investment purposes. Exchange traded and over-the-counter derivatives are permitted, including but not limited to futures, swaps, options and currency forwards. In case the Sub-fund uses derivatives, the underlying shall comply with the investment policy. Where relevant, minimum environmental or social safeguards are taken into account, by, for example, applying Robeco's Exclusion Policy for any single security derivative.



Is a specific index designated as a reference benchmark to determine whether this financial product is aligned with the environmental and/or social characteristics that it promotes?

Not applicable.

Reference benchmarks are indexes to measure whether the financial product attains the environmental or social characteristics that they promote.



Where can I find more product specific information online?

More product-specific information can be found on the website:

<https://www.robeco.com/en-int/products/funds/>

- o Robeco's PAI Statement can be accessed via the following link:
<https://www.robeco.com/files/docm/docu-principal-adverse-impact-statement-summary-entity-level.pdf>

- Robeco's Good Governance test can be accessed via the following link:
<https://www.robeco.com/files/docm/docu-robeco-good-governance-policy.pdf>
- Robeco's SDG framework
<https://www.robeco.com/docm/docu-robeco-explanation-sdg-framework.pdf>
- Robeco's sustainability risk policy
<https://www.robeco.com/files/docm/docu-robeco-sustainability-risk-policy.pdf>

c) Robeco Sustainable Global Stars Equities

Pre-contractual disclosure for the financial products referred to in Article 8, paragraphs 1, 2 and 2a, of Regulation (EU) 2019/2088 and Article 6, first paragraph, of Regulation (EU) 2020/852

Product name: Robeco Sustainable Global Stars Equities

Legal entity identifier: 213800STHRWFUJPF10

Environmental and/or social characteristics

Does this financial product have a sustainable investment objective?

Yes **No**

It will make a minimum of **sustainable investments with an environmental objective: ___%**

- in economic activities that qualify as environmentally sustainable under the EU Taxonomy
- in economic activities that do not qualify as environmentally sustainable under the EU Taxonomy

It will make a minimum of **sustainable investments with a social objective: ___%**

It **promotes Environmental/Social (E/S) characteristics** and while it does not have as its objective a sustainable investment, it will have a minimum proportion of 50% of sustainable investments

- with an environmental objective in economic activities that qualify as environmentally sustainable under the EU Taxonomy
- with an environmental objective in economic activities that do not qualify as environmentally sustainable under the EU Taxonomy
- with a social objective

It promotes E/S characteristics, but **will not make any sustainable investments**

Sustainable investment means an investment in an economic activity that contributes to an environmental or social objective, provided that the investment does not significantly harm any environmental or social objective and that the investee companies follow good governance practices.

The **EU Taxonomy** is a classification system laid down in Regulation (EU) 2020/852, establishing a list of **environmentally sustainable economic activities**. That Regulation does not include a list of socially sustainable economic activities. Sustainable investments with an environmental objective might be aligned with the Taxonomy or not.



What environmental and/or social characteristics are promoted by this financial product?

The Sub-fund has the following E/S characteristics:

1. The Sub-fund promotes certain minimum environmental and social safeguards through applying exclusion criteria with regards to products and business practices that Robeco believes are detrimental to society and incompatible with sustainable investment strategies, such as exposure to controversial behaviour, controversial weapons, and fossil fuels.
2. The Sub-fund promotes adherence to and conducting business activities in accordance with the United Nations Universal Declaration of Human Rights, the International Labor Organization's (ILO) labor standards, the United Nations Guiding Principles for Business and Human Rights (UNGPs), the United Nations Global Compact (UNGC) and the OECD Guidelines for Multinational Enterprises.
3. The Sub-fund promotes good governance and sustainable corporate practices through proxy voting, which contributes to long-term shareholder value creation. This includes taking an active stance on social and environmental topics through Robeco's proxy voting policy.
4. The Sub-fund promotes having a substantially lower carbon footprint than the general market index, referred to in Appendix VI – Benchmarks (the "General Market Index").
5. The Sub-fund promotes having a weighted average ESG score that is better than that of the General Market Index.
6. The Sub-fund limits investing in companies with an elevated sustainability risk based on ESG risk scores whereas all such investments require separate approval of a dedicated committee that oversees that all investments are substantiated and eligible based on a fundamental review on the sustainability risk.

There is no reference benchmark designated for the purpose of attaining the environmental or social characteristics promoted by the Sub-fund.

What sustainability indicators are used to measure the attainment of each of the environmental or social characteristics promoted by this financial product?

The Sub-fund has the following sustainability indicators:

1. The % of investments in securities that are on Robeco's Exclusion list as result of the application of Robeco's Exclusion Policy.
2. The number of holdings that are in violation of the ILO standards, UNGPs, UNGC or OECD Guidelines for Multinational Enterprises.
3. The number of holdings and agenda items voted.
4. The Sub-fund's weighted carbon footprint score compared to the General Market Index.
5. The Sub-fund's weighted average ESG score compared to the General Market Index.
6. The % of holdings with an elevated sustainability risk profile.

What are the objectives of the sustainable investments that the financial product partially intends to make and how does the sustainable investment contribute to such objectives?

The sustainable investments aim to contribute to the UN Sustainable Development Goals ("SDGs"), that have both social and environmental objectives. These are 17 goals that are globally recognised and include environmental goals such as climate action, clean water, life on land and water and social goals such as zero hunger, gender equality, education, etc. Robeco has developed a proprietary framework based on the UN SDGs through which an issuer's contribution to such SDGs is determined through a 3-step process. This process starts with a sector baseline on which a company's products are analysed to examine contribution to the society and environment. Further, the operational processes involved in creating such products is checked along with any controversies/litigation claims and remediation actions taken which are perused before a final SDG score is determined. The final score ranges between high

Sustainability indicators measure how the environmental or social characteristics promoted by the financial product are attained.

negative (-3) to high positive (+3) and only those issuers which achieve positive SDG scores (+1,+2 and +3) are regarded as Sustainable Investments.

● ***How do the sustainable investments that the financial product partially intends to make, not cause significant harm to any environmental or social sustainable investment objective?***

The sustainable investments do no significant harm to any environmental or social sustainable investment objective by considering a principal adverse impact and aligning with the OECD Guidelines for Multinational Enterprises and the UN Guiding Principles on Business and Human Rights. In addition, sustainable investments score positively on Robeco's SDG Framework, and therefore do not cause significant harm.

How have the indicators for adverse impacts on sustainability factors been taken into account?

Mandatory principal adverse impact indicators are considered through Robeco's SDG Framework, either directly or indirectly, when identifying sustainable investments for the Sub-fund. In addition, voluntary environmental and social indicators are taken into account, depending on their relevance for measuring impacts on the SDGs and the availability of data. A detailed description of the incorporation of principal adverse impacts is available via Robeco's Principal Adverse Impact Statement published on the Robeco website (<https://www.robeco.com/files/docm/docu-principal-adverse-impact-statement-summary-entity-level.pdf>). In this statement, Robeco sets out its approach to identifying and prioritizing principal adverse impacts, and how principal adverse impacts are considered as part of Robeco's investment due diligence process and procedures relating to research and analysis, exclusions and restrictions and/or voting and engagement. This description also explains how principal adverse impact indicators are considered by the SDG Framework.

How are the sustainable investments aligned with the OECD Guidelines for Multinational Enterprises and the UN Guiding Principles on Business and Human Rights? Details:

The sustainable investments are aligned with the OECD Guidelines for Multinational Enterprises and the UN Guiding Principles on Business and Human Rights via both Robeco's Exclusion Policy and Robeco's SDG Framework.

Robeco's Exclusion Policy includes an explanation of how Robeco acts in accordance with the International Labor Organization (ILO) standards, United Nations Guiding Principles (UNGPs), United Nations Global Compact (UNGC) Principles and the Organization for Economic Co-operation and Development (OECD) Guidelines for Multinational Enterprises and is guided by these international treaties to assess the behavior of companies. Robeco continuously screens its investments for breaches of these principles. In case of a breach, the company will be excluded or engaged with, and is not considered a sustainable investment.

Robeco's SDG Framework screens for breaches on these principles in the final step of the framework. In this step, Robeco checks whether the company concerned has been involved in any controversies. Involvement in any controversy will result in a negative SDG score for the company, meaning it is not a sustainable investment.

The EU Taxonomy sets out a "do not significant harm" principle by which Taxonomy-aligned investments should not significantly harm EU Taxonomy objectives and is accompanied by specific EU criteria.

The "do no significant harm" principle applies only to those investments underlying the financial product that take into account the EU criteria for environmentally sustainable economic activities. The investments underlying the remaining portion of this financial product do not take into account the EU criteria for environmentally sustainable economic activities.

Any other sustainable investments must also not significantly harm any environmental or social objectives.



Does this financial product consider principal adverse impacts on sustainability factors?

Yes, _____

The Sub-fund considers principal adverse impacts on sustainability factors as referred to in Annex I of the SFDR Delegated Act.

Pre-investment, the following principal adverse impacts on sustainability factors are considered:

- o Via the applied normative and activity-based exclusions, the following PAIs are considered:
 - Exposure to companies active in the fossil fuel sector (PAI 4, Table 1)
 - Violations of the UN Global Compact Principles and Organisation for Economic Cooperation and Development (OECD) Guidelines for Multinational Enterprises (PAI 10, Table 1)
 - Activities negatively affecting biodiversity-sensitive areas (PAI 7, Table 1). The consideration of this PAI is currently restricted to applying exclusions to palm oil producing companies and for any breaches to the UNGC, UNGP and OECD Guidelines for Multinational Enterprises in relation to biodiversity.
 - Exposure to controversial weapons (anti-personnel mines, cluster munitions, chemical weapons (PAI 14, Table 1)
- o Via the ESG integration process, as part of the investment due diligence policies and procedures, the following PAIs are considered:
 - All indicators related to GHG emissions, as part of the required Climate Risk analysis (PAI 1-6, Table 1, PAI 4, Table 2)
 - Biodiversity, water and waste indicators (PAI 7-9, Table 1) when relevant for the sector
 - Board gender diversity (PAI 13, Table 1)
- o Via the environmental footprint performance targets of the Sub-fund, the following PAIs are considered:
 - Carbon footprint (PAI 2, Table 1)

Post-investment, the following principal adverse impacts on sustainability factors are taken into account:

- o Via the application of the voting policy, the following PAIs are considered:
 - All indicators related to GHG emissions (PAI 1-6, Table 1)

Principal adverse impacts are the most significant negative impacts of investment decisions on sustainability factors relating to environmental, social and employee matters, respect for human rights, anti-corruption and anti-bribery matters.

- Indicators related to social and employee matters (PAI 10-13, Table 1; PAI 5-8, Table 3)
- o Via Robeco's entity engagement program, the following PAIs are considered:
 - All indicators related to Climate and other environment-related indicators (PAI 1-9, Table 1)
 - Violations of the UN Global Compact Principles and Organisation for Economic Cooperation and Development (OECD) Guidelines for Multinational Enterprises (PAI 10, Table 1)
 - In addition, based on a yearly review of Robeco's performance on all mandatory and selected voluntary indicators, holdings of the Sub-fund that cause adverse impact might be selected for engagement.

More information is available via Robeco's Principal Adverse Impact Statement, published on Robeco's website. The Sub-fund will periodically report how it has considered the principal adverse impacts of its investments in the Company's annual report, which will be made available each year on or before 30 April at the Sub-fund page highlighted in final section of this document.

No



What investment strategy does this financial product follow?

Robeco Sustainable Global Stars Equities is an actively managed fund that invests in stocks in developed countries across the world. The selection of these stocks is based on fundamental analysis as described in the Investment policy strategy paragraph in Appendix I of this Prospectus. The strategy integrates sustainability indicators on a continuous basis as part of the stock selection process. Amongst others, the Sub-fund applies norms-based and activity-based exclusions, Robeco's good governance policy, Robeco's SDG framework and considers Principal Adverse Impacts in the investment process. More product-specific information can be found on our website and the links provided in the final question of this disclosure.

What are the binding elements of the investment strategy used to select the investments to attain each of the environmental or social characteristics promoted by this financial product?

The Sub-fund has the following binding elements:

1. The Sub-fund's portfolio complies with Robeco's Exclusion Policy (<https://www.robeco.com/files/docm/docu-exclusion-policy.pdf>), that is based on exclusion criteria with regards to products and business practices that Robeco believes are detrimental to society and incompatible with sustainable investment strategies. This means that the Sub-fund has 0% exposure to excluded securities, taking into account a grace period. Information with regards to the effects of the exclusions on the Sub-fund's universe can be found at <https://www.robeco.com/files/docm/docu-exclusion-list.pdf>
2. The Sub-fund avoids investment in companies that are in breach of the ILO standards, UNGPs, UNGC or OECD Guidelines for Multinational Enterprises. Companies that breach the international norms will be excluded from the investment universe.
3. All equity holdings have a granted right to vote and Robeco exerts that right by voting according to Robeco's Proxy Voting Policy, unless impediments occur (e.g. share blocking or when not considered cost efficient). Robeco's Proxy Voting Policy can be found at <https://www.robeco.com/files/docm/docu-robeco-stewardship-policy.pdf>.
4. The Sub-fund's weighted carbon footprint score is 20% better than that of the General Market Index.
5. The Sub-fund's weighted average ESG score is better than that of the General Market Index.
6. Investments with an elevated sustainability risk are defined by Robeco as companies with an ESG Risk Rating of 40 and higher (the ESG Risk Rating is explained in the sustainability risk policy which can be accessed via <https://www.robeco.com/files/docm/docu-robeco-sustainability-risk-policy.pdf>). The Sub-fund is limited to a maximum exposure of 2% to investments with an elevated

The investment strategy guides investment decisions based on factors such as investment objectives and risk tolerance.

sustainability risk, based on the market weight in the portfolio taking into account regional differences and benchmark. Each investment with an ESG Risk rating of higher than 40 requires separate approval by a dedicated committee of sustainable investment specialists, compliance and risk management that oversees the bottom-up sustainability analysis.

● **What is the committed minimum rate to reduce the scope of the investments considered prior to the application of that investment strategy?**

The Sub-fund does not commit to a minimum rate to reduce the scope of investments prior to the application of the investment strategy.

● **What is the policy to assess good governance practices of the investee companies?**

Robeco has a Good Governance policy to assess governance practices of companies. The policy describes how Robeco determines if and when a company does not follow good governance practices and is therefore excluded from the initial investment universe for Article 8 and 9 products. Robeco's Good Governance policy applies to the Sub-fund and tests on a set of governance criteria that reflect widely recognized industry established norms and include topics as employee relations, management structure, tax compliance and remuneration.

The Good Governance test consists of criteria on such topics that are examined for investee companies and further explained in Robeco's Good Governance policy <https://www.robeco.com/files/docm/docu-robeco-good-governance-policy.pdf>. Additionally, the companies that do not pass the good governance test are reflected in the exclusion list that can be accessed here - <https://www.robeco.com/files/docm/docu-exclusion-list.pdf>.

Good governance practices include sound management structures, employee relations, remuneration of staff and tax compliance.



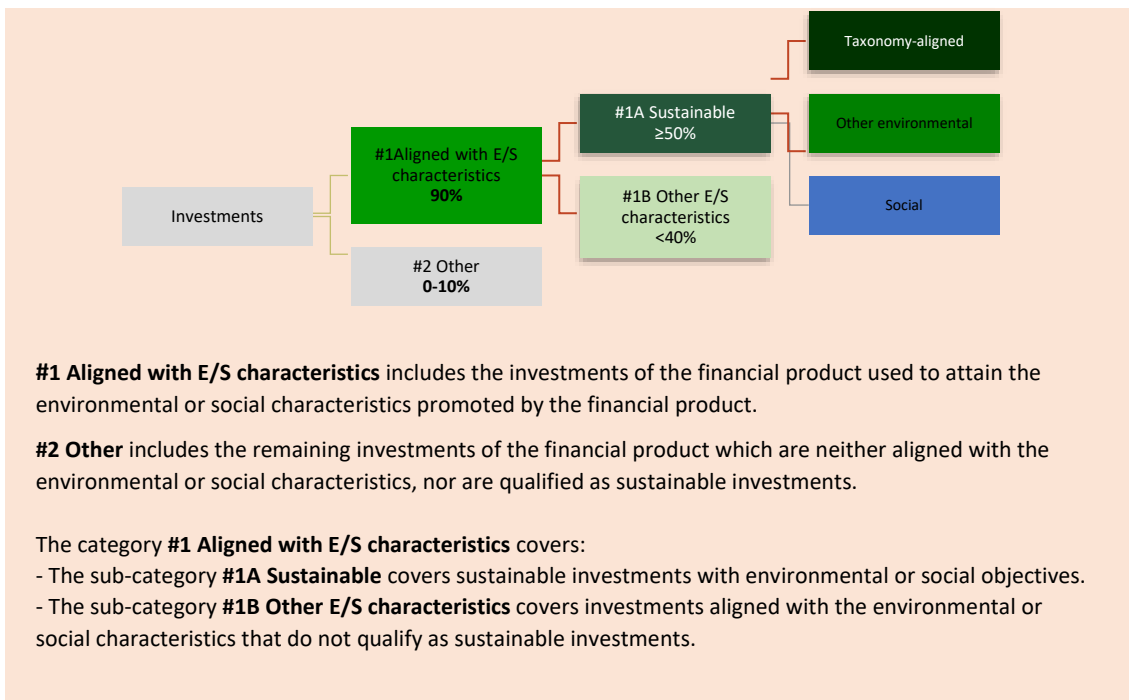
What is the asset allocation planned for this financial product?

At least 90% of the investments are aligned with the E/S characteristics of the Sub-fund. The Sub-fund plans to make a minimum of 50% sustainable investments, measured by positive scores via Robeco's SDG Framework. The investments in the category Other, estimated between 0-10%, are mostly in cash and cash equivalents. The planned asset allocation is monitored continuously, and evaluated on a yearly basis.

Asset allocation describes the share of investments in specific assets.

Taxonomy-aligned activities are expressed as a share of:

- **turnover** reflecting the share of revenue from green activities of investee companies
- **capital expenditure** (CapEx) showing the green investments made by investee companies, e.g. for a transition to a green economy.
- **operational expenditure** (OpEx) reflecting green operational activities of investee companies.



How does the use of derivatives attain the environmental or social characteristics promoted by the financial product?

The Sub-fund does not make use of derivatives to attain the environmental or social characteristics promoted by the financial product. The Sub-fund may make use of derivatives for hedging, liquidity management and efficient portfolio management as well as investment purposes. Exchange traded and over-the-counter derivatives are permitted, including but not limited to futures, swaps, options and currency forwards. Whilst the Sub-fund may use derivatives both for investment purposes as well as for hedging and efficient portfolio management, it does not utilize derivatives for such purposes outside the intended share of investments allocated to the 'Other' category as described below. In case the Sub-fund uses derivatives, the underlying shall comply with the investment policy. Where relevant, minimum environmental or social safeguards are taken into account as described below.



To what minimum extent are sustainable investments with an environmental objective aligned with the EU Taxonomy?

0%. The Sub-fund does not intend to make Taxonomy-aligned investments. It cannot be excluded that among the Sub-fund's holdings certain investments are Taxonomy aligned. The Sub-fund will report on Taxonomy-aligned investment in the periodic disclosures. In the future, once data-availability in relation to the EU Taxonomy will improve, Robeco might consider setting a target based on turnover or CAPEX. Robeco currently relies on third-party data, including data in relation to companies that do not disclose on the EU Taxonomy alignment of their activities. EU Taxonomy-alignment data is not yet subject to a review by third parties. The Sub-fund only makes investments in equity and therefore it does not have sovereign exposures. The expected level of alignment with and without sovereign bonds is the same.

To comply with the EU Taxonomy, the criteria for **fossil gas** include limitations on emissions and switching to renewable power or low-carbon fuels by the end of 2035. For **nuclear energy**, the criteria include comprehensive safety and waste management rules.

Enabling activities directly enable other activities to make a substantial contribution to an environmental objective.

Transitional activities are activities for which low-carbon alternatives are not yet available and among others have greenhouse gas emission levels corresponding to the best performance.

● **Does the financial product invest in fossil gas and/or nuclear energy related activities that comply with the EU Taxonomy⁵?**

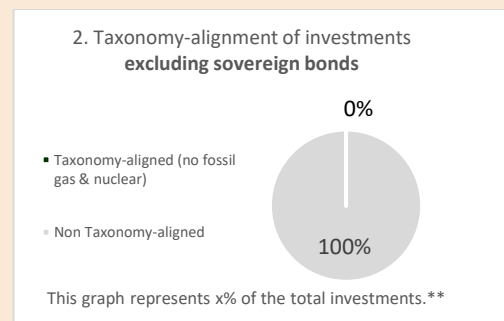
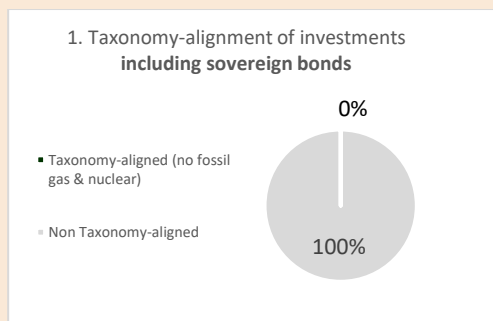
Yes

In fossil gas

In nuclear energy

No

The two graphs below show in green the minimum percentage of investments that are aligned with the EU Taxonomy. As there is no appropriate methodology to determine the Taxonomy-alignment of sovereign bonds, the first graph shows the Taxonomy alignment in relation to all the investments of the financial product including sovereign bonds, while the second graph shows the Taxonomy alignment only in relation to the investments of the financial product other than sovereign bonds.*



* For the purpose of these graphs, 'sovereign bonds' consist of all sovereign exposures

** As the investments are not Taxonomy-aligned, the exclusion of sovereign bonds has no impact on the graph and therefore no such percentage is shown here.

● **What is the minimum share of investments in transitional and enabling activities?**


0%.



What is the minimum share of sustainable investments with an environmental objective that are not aligned with the EU Taxonomy?

The Sub-fund intends to make sustainable investments, measured as positive scores via Robeco's SDG Framework. Among those could be investments with environmental objectives that do not qualify as Taxonomy-aligned. The environmental objectives of the Sub-fund are attained by investing in companies that score positively on SDG 12 (Responsible consumption and production), SDG 13 (Climate action), SDG 14 (Life below water), and SDG 15 (Life on land) in Robeco's SDG Framework. The sum of sustainable investments with an environmental objective and socially sustainable investments always adds up to the Sub-fund's minimum proportion of 50% sustainable investments, we do not commit to a minimum share of sustainable investments with an environmental objective because the Sub-fund's investment strategy does not have a specific environmental investment objective. Therefore, the minimum share of sustainable investments with an environmental objective is 0%.

⁵ Fossil gas and/or nuclear related activities will only comply with the EU Taxonomy where they contribute to limiting climate change ("climate change mitigation") and do not significantly harm any EU Taxonomy objective - see explanatory note in the left hand margin. The full criteria for fossil gas and nuclear energy economic activities that comply with the EU Taxonomy are laid down in Commission Delegated Regulation (EU) 2022/1214.

 are sustainable investments with an environmental objective that **do not take into account the criteria** for environmentally sustainable economic activities under the EU Taxonomy.



What is the minimum share of socially sustainable investments?

The Sub-fund intends to make sustainable investments, measured as positive scores via Robeco's SDG Framework. Among those could be investments with social objectives. The social objectives of the Sub-fund are attained by investing in companies that score positively on SDG 1 (No poverty), SDG 2 (Zero hunger), SDG 3 (Good health and well-being), SDG 4 (Quality education), SDG 5 (Gender equality), SDG 6 (Clear water and sanitation), SDG 7 (Affordable and clean energy), SDG 8 (Decent work and economic growth), SDG 9 (Industry, innovation and infrastructure), SDG 10 (Reduced inequalities), SDG 11 (Sustainable cities and communities), SDG 16 (Peace, justice and strong institutions) and SDG 17 (Partnerships for the goals), in Robeco's SDG Framework. While the sum of socially sustainable investments and sustainable investments with an environmental objective always adds up to the Sub-fund's minimum proportion of 60% sustainable investments, we do not commit to a minimum share of socially sustainable investments because the Sub-fund's investment strategy does not have a specific socially sustainable investment objective. Therefore, the minimum share of socially sustainable investments is 0%.



What investments are included under "#2 Other", what is their purpose and are there any minimum environmental or social safeguards?

The type of instruments included under "#2 Other" and their purpose are outlined in Annex I of this Prospectus under the header 'Financial instruments and investment restrictions'. They include cash, cash equivalents, as well as investment funds and eligible asset classes (other than bonds and equities) that do not specifically promote E/S characteristics. As indicated above, the Sub-fund does not make use of derivatives to attain the environmental or social characteristics promoted. The Sub-fund may make use of derivatives, which thus always fall under the category "#2 Other", for hedging, liquidity management and efficient portfolio management as well as investment purposes. Exchange traded and over-the-counter derivatives are permitted, including but not limited to futures, swaps, options and currency forwards. In case the Sub-fund uses derivatives, the underlying shall comply with the investment policy. Where relevant, minimum environmental or social safeguards are taken into account, by, for example, applying Robeco's Exclusion Policy for any single security derivative.



Is a specific index designated as a reference benchmark to determine whether this financial product is aligned with the environmental and/or social characteristics that it promotes?

Not applicable.

Reference benchmarks are indexes to measure whether the financial product attains the environmental or social characteristics that they promote.



Where can I find more product specific information online?

More product-specific information can be found on the website:

<https://www.robeco.com/en-int/products/funds/>

- o Robeco's PAI Statement can be accessed via the following link: <https://www.robeco.com/files/docm/docu-principal-adverse-impact-statement-summary-entity-level.pdf>

- Robeco's Good Governance test can be accessed via the following link:
<https://www.robeco.com/files/docm/docu-robeco-good-governance-policy.pdf>
- Robeco's SDG framework
<https://www.robeco.com/docm/docu-robeco-explanation-sdg-framework.pdf>
- Robeco's sustainability risk policy
<https://www.robeco.com/files/docm/docu-robeco-sustainability-risk-policy.pdf>

d) Robeco Emerging Stars Equities

Pre-contractual disclosure for the financial products referred to in Article 8, paragraphs 1, 2 and 2a, of Regulation (EU) 2019/2088 and Article 6, first paragraph, of Regulation (EU) 2020/852

Product name: Robeco Emerging Stars Equities

Legal entity identifier: 213800QZQKHD6N2C0791

Environmental and/or social characteristics

Does this financial product have a sustainable investment objective?

Yes

No

It will make a minimum of **sustainable investments with an environmental objective: ___%**

in economic activities that qualify as environmentally sustainable under the EU Taxonomy

in economic activities that do not qualify as environmentally sustainable under the EU Taxonomy

It will make a minimum of **sustainable investments with a social objective: ___%**

It **promotes Environmental/Social (E/S) characteristics** and while it does not have as its objective a sustainable investment, it will have a minimum proportion of 35% of sustainable investments

with an environmental objective in economic activities that qualify as environmentally sustainable under the EU Taxonomy

with an environmental objective in economic activities that do not qualify as environmentally sustainable under the EU Taxonomy

with a social objective

It promotes E/S characteristics, but **will not make any sustainable investments**

Sustainable investment means an investment in an economic activity that contributes to an environmental or social objective, provided that the investment does not significantly harm any environmental or social objective and that the investee companies follow good governance practices.

The **EU Taxonomy** is a classification system laid down in Regulation (EU) 2020/852, establishing a list of **environmentally sustainable economic activities**. That Regulation does not include a list of socially sustainable economic activities. Sustainable investments with an environmental objective might be aligned with the Taxonomy or not.



What environmental and/or social characteristics are promoted by this financial product?

The Sub-fund has the following E/S characteristics:

1. The Sub-fund promotes certain minimum environmental and social safeguards through applying exclusion criteria with regards to products and business practices that Robeco believes are detrimental to society and incompatible with sustainable investment strategies, such as exposure to controversial behaviour, controversial weapons, and fossil fuels.
2. The Sub-fund promotes adherence to and conducting business activities in accordance with the United Nations Universal Declaration of Human Rights, the International Labor Organization's (ILO) labor standards, the United Nations Guiding Principles for Business and Human Rights (UNGPs), the United Nations Global Compact (UNGC) and the OECD Guidelines for Multinational Enterprises, by scrutinizing companies that violate these principles.
3. The Sub-fund promotes good governance and sustainable corporate practices through proxy voting, which contributes to long-term shareholder value creation. This includes taking an active stance on social and environmental topics through Robeco's proxy voting policy.
4. The Sub-fund limits investing in companies with an elevated sustainability risk based on ESG risk scores whereas all such investments require separate approval of a dedicated committee that oversees that all investments are substantiated and eligible based on a fundamental review on the sustainability risk.

There is no reference benchmark designated for the purpose of attaining the environmental or social characteristics promoted by the Sub-fund.

What sustainability indicators are used to measure the attainment of each of the environmental or social characteristics promoted by this financial product?

The Sub-fund has the following sustainability indicators:

1. The % of investments in securities that are on Robeco's Exclusion list as result of the application of Robeco's Exclusion Policy.
2. The number of companies that are in violation of the ILO standards, UNGPs, UNGC or OECD Guidelines for Multinational Enterprises and hence are a part of the Enhanced Engagement program.
3. The number of holdings and agenda items voted.
4. The % of holdings with an elevated sustainability risk profile.

What are the objectives of the sustainable investments that the financial product partially intends to make and how does the sustainable investment contribute to such objectives?

The sustainable investments aim to contribute to the UN Sustainable Development Goals ("SDGs"), that have both social and environmental objectives. These are 17 goals that are globally recognised and include environmental goals such as climate action, clean water, life on land and water and social goals such as zero hunger, gender equality, education, etc. Robeco has developed a proprietary framework based on the UN SDGs through which an issuer's contribution to such SDGs is determined through a 3-step process. This process starts with a sector baseline on which a company's products are analysed to examine contribution to the society and environment. Further, the operational processes involved in creating such products is checked along with any controversies/litigation claims and remediation actions taken which are perused before a final SDG score is determined. The final score ranges between high negative (-3) to high positive (+3) and only those issuers which achieve positive SDG scores (+1, +2 and +3) are regarded as Sustainable Investments.

● ***How do the sustainable investments that the financial product partially intends to make, not cause significant harm to any environmental or social sustainable investment objective?***

The sustainable investments do no significant harm to any environmental or social sustainable investment objective by considering a principal adverse impact and aligning with the OECD Guidelines for Multinational Enterprises and the UN Guiding Principles on Business and Human Rights. In addition, sustainable investments score positively on Robeco's SDG Framework, and therefore do not cause significant harm.

How have the indicators for adverse impacts on sustainability factors been taken into account?

Mandatory principal adverse impact indicators are considered through Robeco's SDG Framework, either directly or indirectly, when identifying sustainable investments for the Sub-fund. In addition, voluntary environmental and social indicators are taken into account, depending on their relevance for measuring impacts on the SDGs and the availability of data. A detailed description of the incorporation of principal adverse impacts is available via Robeco's Principal Adverse Impact Statement published on the Robeco website (<https://www.robeco.com/files/docm/docu-principal-adverse-impact-statement-summary-entity-level.pdf>). In this statement, Robeco sets out its approach to identifying and prioritizing principal adverse impacts, and how principal adverse impacts are considered as part of Robeco's investment due diligence process and procedures relating to research and analysis, exclusions and restrictions and/or voting and engagement. This description also explains how principal adverse impact indicators are considered by the SDG Framework.

How are the sustainable investments aligned with the OECD Guidelines for Multinational Enterprises and the UN Guiding Principles on Business and Human Rights? Details:

The sustainable investments are aligned with the OECD Guidelines for Multinational Enterprises and the UN Guiding Principles on Business and Human Rights via both Robeco's Exclusion Policy and Robeco's SDG Framework.

Robeco's Exclusion Policy includes an explanation of how Robeco acts in accordance with the International Labor Organization (ILO) standards, United Nations Guiding Principles (UNGPs), United Nations Global Compact (UNGC) Principles and the Organization for Economic Co-operation and Development (OECD) Guidelines for Multinational Enterprises and is guided by these international treaties to assess the behavior of companies. Robeco continuously screens its investments for breaches of these principles. In case of a breach, the company will be excluded or engaged with, and is not considered a sustainable investment.

Robeco's SDG Framework screens for breaches on these principles in the final step of the framework. In this step, Robeco checks whether the company concerned has been involved in any controversies. Involvement in any controversy will result in a negative SDG score for the company, meaning it is not a sustainable investment.

The EU Taxonomy sets out a "do not significant harm" principle by which Taxonomy-aligned investments should not significantly harm EU Taxonomy objectives and is accompanied by specific EU criteria.

The "do no significant harm" principle applies only to those investments underlying the financial product that take into account the EU criteria for environmentally sustainable economic activities. The investments underlying the remaining portion of this financial product do not take into account the EU criteria for environmentally sustainable economic activities.

Any other sustainable investments must also not significantly harm any environmental or social objectives.



Does this financial product consider principal adverse impacts on sustainability factors?

Yes, _____

The Sub-fund considers principal adverse impacts on sustainability factors as referred to in Annex I of the SFDR Delegated Act.

Pre-investment, the following principal adverse impacts on sustainability factors are considered:

- Via the applied normative and activity-based exclusions, the following PAIs are considered:
 - Exposure to companies active in the fossil fuel sector (PAI 4, Table 1)
 - Violations of the UN Global Compact Principles and Organisation for Economic Cooperation and Development (OECD) Guidelines for Multinational Enterprises (PAI 10, Table 1)
 - Activities negatively affecting biodiversity-sensitive areas (PAI 7, Table 1). The consideration of this PAI is currently restricted to applying exclusions to palm oil producing companies and for any breaches to the UNGC, UNGP and OECD Guidelines for Multinational Enterprises in relation to biodiversity.
 - Exposure to controversial weapons (anti-personnel mines, cluster munitions, chemical weapons) (PAI 14, Table 1)
- Via the ESG integration process, as part of the investment due diligence policies and procedures, the following PAIs are considered:
 - All indicators related to GHG emissions, as part of the required Climate Risk analysis (PAI 1-6, Table 1, PAI 4, Table 2)
 - Biodiversity, water and waste indicators (PAI 7-9, Table 1)
 - Board gender diversity (PAI 13, Table 1)

Post-investment, the following principal adverse impacts on sustainability factors are taken into account:

- Via the application of the voting policy, the following PAIs are considered:
 - All indicators related to GHG emissions (PAI 1-6, Table 1)
 - Indicators related to social and employee matters (PAI 10-13, Table 1; PAI 5-8, Table 3)

Principal adverse impacts are the most significant negative impacts of investment decisions on sustainability factors relating to environmental, social and employee matters, respect for human rights, anti-corruption and anti-bribery matters.

- o Via Robeco's entity engagement program, the following PAIs are considered:
 - All indicators related to Climate and other environment-related indicators (PAI 1-9, Table 1)
 - Violations of the UN Global Compact Principles and Organisation for Economic Cooperation and Development (OECD) Guidelines for Multinational Enterprises (PAI 10, Table 1). On an ongoing basis, the investment universe is scanned for controversial behavior in relation to the aforementioned principles and guidelines.
 - In addition, based on a yearly review of Robeco's performance on all mandatory and selected voluntary indicators, holdings of the Sub-fund that cause adverse impact might be selected for engagement.

More information is available via Robeco's Principal Adverse Impact Statement, published on Robeco's website. The Sub-fund will periodically report how it has considered the principal adverse impacts of its investments in the Company's annual report, which will be made available each year on or before 30 April at the Sub-fund page highlighted in final section of this document.

No



What investment strategy does this financial product follow?

Robeco Emerging Stars Equities is an actively managed fund that invests in emerging countries equities all over the world. The selection of these stocks is based on fundamental analysis as described in the Investment policy strategy paragraph in Appendix I of this Prospectus. The strategy integrates sustainability indicators on a continuous basis as part of the stock selection process. Amongst others, the Sub-fund applies norms-based and activity-based exclusions, Robeco's good governance policy, Robeco's SDG framework and considers Principal Adverse Impacts in the investment process. More product-specific information can be found on our website and the links provided in the final question of this disclosure.

The investment strategy guides investment decisions based on factors such as investment objectives and risk tolerance.

What are the binding elements of the investment strategy used to select the investments to attain each of the environmental or social characteristics promoted by this financial product?

The Sub-fund has the following binding elements:

1. The Sub-fund's portfolio complies with Robeco's Exclusion Policy (<https://www.robeco.com/files/docm/docu-exclusion-policy.pdf>), that is based on exclusion criteria with regards to products and business practices that Robeco believes are detrimental to society and incompatible with sustainable investment strategies. This means that the Sub-fund has 0% exposure to excluded securities, taking into account a grace period. Information with regards to the effects of the exclusions on the Sub-fund's universe can be found at <https://www.robeco.com/files/docm/docu-exclusion-list.pdf>.
2. The Sub-fund scrutinizes investment in companies that are in breach of the ILO standards, UNGPs, UNGC or OECD Guidelines for Multinational Enterprises. If a company in the portfolio breaches one of the international guidelines during the investment period, the company will become part of the Enhanced Engagement program.
3. All equity holdings have a granted right to vote and Robeco exerts that right by voting according to Robeco's Proxy Voting Policy, unless impediments occur (e.g. share blocking or when not considered cost efficient). Robeco's Proxy Voting Policy can be found at <https://www.robeco.com/files/docm/docu-robeco-stewardship-policy.pdf>.

4. Investments with an elevated sustainability risk are defined by Robeco as companies with an ESG Risk Rating of 40 and higher (the ESG Risk Rating is explained in the sustainability risk policy which can be accessed via <https://www.robeco.com/files/docm/docu-robeco-sustainability-risk-policy.pdf>). The Sub-fund is limited to a maximum exposure of 10% to investments with an elevated sustainability risk, based on the market weight in the portfolio taking into account regional differences and benchmark. Each investment with an ESG Risk rating of higher than 40 requires separate approval by a dedicated committee of sustainable investment specialists, compliance and risk management that oversees the bottom-up sustainability analysis.

● **What is the committed minimum rate to reduce the scope of the investments considered prior to the application of that investment strategy?**

The Sub-fund does not commit to a minimum rate to reduce the scope of investments prior to the application of the investment strategy.

● **What is the policy to assess good governance practices of the investee companies?**

Robeco has a Good Governance policy to assess governance practices of companies. The policy describes how Robeco determines if and when a company does not follow good governance practices and is therefore excluded from the initial investment universe for Article 8 and 9 products. Robeco's Good Governance policy applies to the Sub-fund and tests on a set of governance criteria that reflect widely recognized industry established norms and include topics as employee relations, management structure, tax compliance and remuneration.

The Good Governance test consists of criteria on such topics that are examined for investee companies and further explained in Robeco's Good Governance policy <https://www.robeco.com/files/docm/docu-robeco-good-governance-policy.pdf>. Additionally, the companies that do not pass the good governance test are reflected in the exclusion list that can be accessed here - <https://www.robeco.com/files/docm/docu-exclusion-list.pdf>.

What is the asset allocation planned for this financial product?

At least 90% of the investments are aligned with the E/S characteristics of the Sub-fund. The Sub-fund plans to make a minimum of 35% sustainable investments, measured by positive scores via Robeco's SDG Framework. The investments in the category Other, estimated between 0-10%, are mostly in cash, cash equivalents and derivatives as further described below. The planned asset allocation is monitored continuously, and evaluated on a yearly basis.

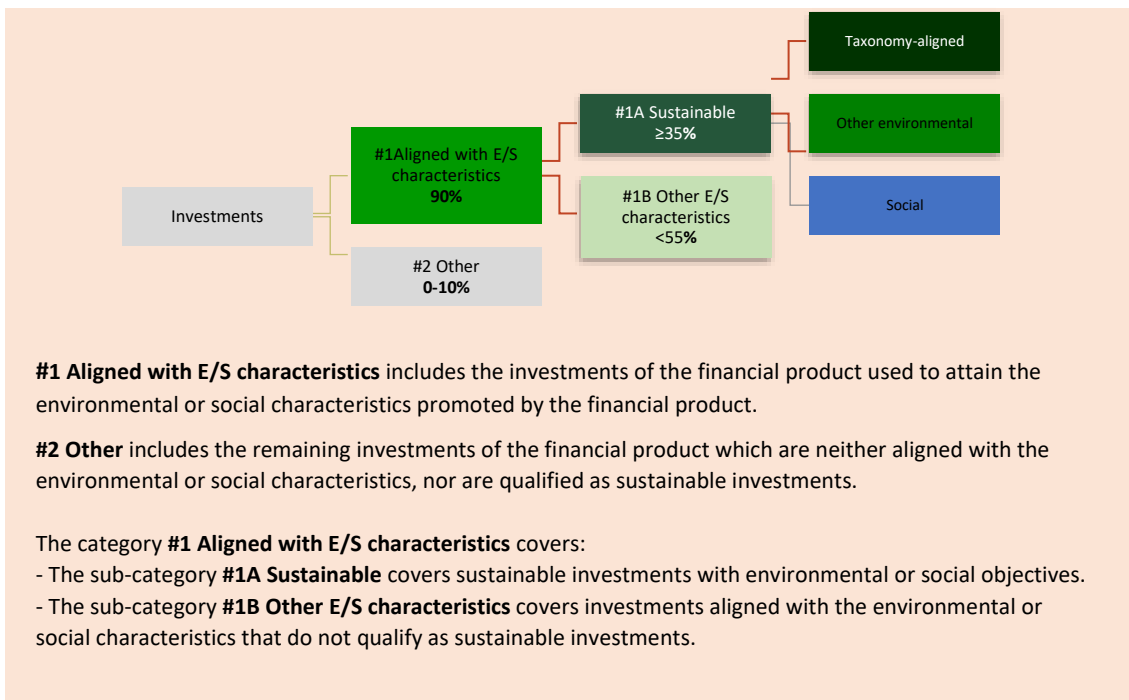
Good governance practices include sound management structures, employee relations, remuneration of staff and tax compliance.



Asset allocation describes the share of investments in specific assets.

Taxonomy-aligned activities are expressed as a share of:

- **turnover** reflecting the share of revenue from green activities of investee companies
- **capital expenditure** (CapEx) showing the green investments made by investee companies, e.g. for a transition to a green economy.
- **operational expenditure** (OpEx) reflecting green operational activities of investee companies.



How does the use of derivatives attain the environmental or social characteristics promoted by the financial product?

The Sub-fund does not make use of derivatives to attain the environmental or social characteristics promoted by the financial product. The Sub-fund may make use of derivatives for hedging, liquidity management and efficient portfolio management as well as investment purposes. Exchange traded and over-the-counter derivatives are permitted, including but not limited to futures, swaps, options and currency forwards. Whilst the Sub-fund may use derivatives both for investment purposes as well as for hedging and efficient portfolio management, it does not utilize derivatives for such purposes outside the intended share of investments allocated to the 'Other' category. In case the Sub-fund uses derivatives, the underlying shall comply with the investment policy. Where relevant, minimum environmental or social safeguards are taken into account as described below.



To what minimum extent are sustainable investments with an environmental objective aligned with the EU Taxonomy?

0%. The Sub-fund does not intend to make Taxonomy-aligned investments. It cannot be excluded that among the Sub-fund's holdings certain investments are Taxonomy aligned. The Sub-fund will report on Taxonomy-aligned investment in the periodic disclosures. In the future, once data-availability in relation to the EU Taxonomy will improve, Robeco might consider setting a target based on turnover or CAPEX. Robeco currently relies on third-party data, including data in relation to companies that do not disclose on the EU Taxonomy alignment of their activities. EU Taxonomy-alignment data is not yet subject to a review by third parties. The Sub-fund only makes investments in equity and therefore it does not have sovereign exposures. The expected level of alignment with and without sovereign bonds is the same.

To comply with the EU Taxonomy, the criteria for **fossil gas** include limitations on emissions and switching to renewable power or low-carbon fuels by the end of 2035. For **nuclear energy**, the criteria include comprehensive safety and waste management rules.

Enabling activities directly enable other activities to make a substantial contribution to an environmental objective.

Transitional activities are activities for which low-carbon alternatives are not yet available and among others have greenhouse gas emission levels corresponding to the best performance.

● **Does the financial product invest in fossil gas and/or nuclear energy related activities that comply with the EU Taxonomy?⁶**

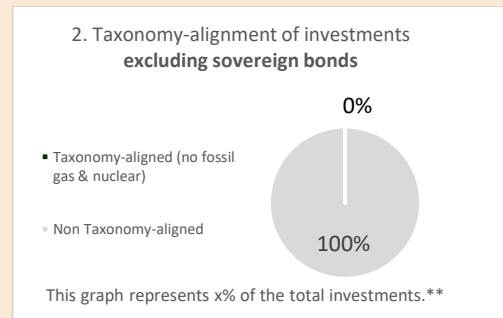
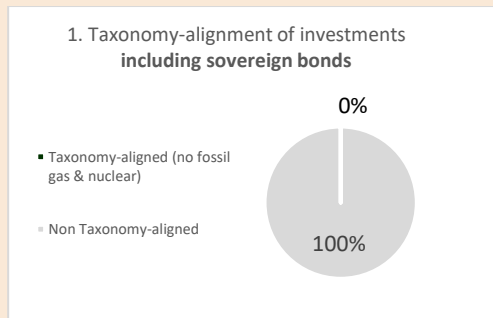
Yes

In fossil gas

In nuclear energy

No

The two graphs below show in green the minimum percentage of investments that are aligned with the EU Taxonomy. As there is no appropriate methodology to determine the Taxonomy-alignment of sovereign bonds, the first graph shows the Taxonomy alignment in relation to all the investments of the financial product including sovereign bonds, while the second graph shows the Taxonomy alignment only in relation to the investments of the financial product other than sovereign bonds.*



* For the purpose of these graphs, 'sovereign bonds' consist of all sovereign exposures

** As the investments are not Taxonomy-aligned, the exclusion of sovereign bonds has no impact on the graph and therefore no such percentage is shown here.

● **What is the minimum share of investments in transitional and enabling activities?**


0%.



What is the minimum share of sustainable investments with an environmental objective that are not aligned with the EU Taxonomy?

The Sub-fund intends to make sustainable investments, measured as positive scores via Robeco's SDG Framework. Among those could be investments with environmental objectives that do not qualify as Taxonomy-aligned. The environmental objectives of the Sub-fund are attained by investing in companies that score positively on SDG 12 (Responsible consumption and production), SDG 13 (Climate action), SDG 14 (Life below water), and SDG 15 (Life on land) in Robeco's SDG Framework. While the sum of sustainable investments with an environmental objective and socially sustainable investments always adds up to the Sub-fund's minimum proportion of 35% sustainable investments, we do not commit to a minimum share of sustainable investments with an environmental objective because the Sub-fund's investment strategy does not have a specific environmental investment objective. Therefore, the minimum share of sustainable investments with an environmental objective is 0%.

⁶ Fossil gas and/or nuclear related activities will only comply with the EU Taxonomy where they contribute to limiting climate change ("climate change mitigation") and do not significantly harm any EU Taxonomy objective - see explanatory note in the left hand margin. The full criteria for fossil gas and nuclear energy economic activities that comply with the EU Taxonomy are laid down in Commission Delegated Regulation (EU) 2022/1214.

 are sustainable investments with an environmental objective that **do not take into account the criteria** for environmentally sustainable economic activities under the EU Taxonomy.



What is the minimum share of socially sustainable investments?

The Sub-fund intends to make sustainable investments, measured as positive scores via Robeco's SDG Framework. Among those could be investments with social objectives. The social objectives of the Sub-fund are attained by investing in companies that score positively on SDG 1 (No poverty), SDG 2 (Zero hunger), SDG 3 (Good health and well-being), SDG 4 (Quality education), SDG 5 (Gender equality), SDG 6 (Clear water and sanitation), SDG 7 (Affordable and clean energy), SDG 8 (Decent work and economic growth), SDG 9 (Industry, innovation and infrastructure), SDG 10 (Reduced inequalities), SDG 11 (Sustainable cities and communities), SDG 16 (Peace, justice and strong institutions) and SDG 17 (Partnerships for the goals), in Robeco's SDG Framework. While the sum of socially sustainable investments and sustainable investments with an environmental objective always adds up to the Sub-fund's minimum proportion of sustainable investments, we do not commit to a minimum share of socially sustainable investments because the Sub-fund's investment strategy does not have a specific socially sustainable investment objective. Therefore, the minimum share of socially sustainable investments is 0%.



What investments are included under "#2 Other", what is their purpose and are there any minimum environmental or social safeguards?

The type of instruments included under "#2 Other" and their purpose are outlined in Annex I of this Prospectus under the header 'Financial instruments and investment restrictions'. They include cash, cash equivalents, as well as investment funds and eligible asset classes (other than bonds and equities) that do not specifically promote E/S characteristics. As indicated above, the Sub-fund does not make use of derivatives to attain the environmental or social characteristics promoted. The Sub-fund may make use of derivatives, which thus always fall under the category "#2 Other", for hedging, liquidity management and efficient portfolio management as well as investment purposes. Exchange traded and over-the-counter derivatives are permitted, including but not limited to futures, swaps, options and currency forwards. In case the Sub-fund uses derivatives, the underlying shall comply with the investment policy. Where relevant, minimum environmental or social safeguards are taken into account, by, for example, applying Robeco's Exclusion Policy for any single security derivative.



Is a specific index designated as a reference benchmark to determine whether this financial product is aligned with the environmental and/or social characteristics that it promotes?

Not applicable.

Reference benchmarks are indexes to measure whether the financial product attains the environmental or social characteristics that they promote.



Where can I find more product specific information online?

More product-specific information can be found on the website:

<https://www.robeco.com/en-int/products/funds/>

- o Robeco's PAI Statement can be accessed via the following link: <https://www.robeco.com/files/docm/docu-principal-adverse-impact-statement-summary-entity-level.pdf>

- Robeco's Good Governance test can be accessed via the following link:
<https://www.robeco.com/files/docm/docu-robeco-good-governance-policy.pdf>
- Robeco's SDG framework
<https://www.robeco.com/docm/docu-robeco-explanation-sdg-framework.pdf>
- Robeco's sustainability risk policy
<https://www.robeco.com/files/docm/docu-robeco-sustainability-risk-policy.pdf>

e) Robeco Emerging Markets Equities

Pre-contractual disclosure for the financial products referred to in Article 8, paragraphs 1, 2 and 2a, of Regulation (EU) 2019/2088 and Article 6, first paragraph, of Regulation (EU) 2020/852

Product name: Robeco Emerging Markets Equities

Legal entity identifier: 213800G7572JDNM7PW92

Environmental and/or social characteristics

Does this financial product have a sustainable investment objective?



Yes



No

It will make a minimum of **sustainable investments with an environmental objective: ___%**

- in economic activities that qualify as environmentally sustainable under the EU Taxonomy
- in economic activities that do not qualify as environmentally sustainable under the EU Taxonomy

It will make a minimum of **sustainable investments with a social objective: ___%**



It promotes Environmental/Social (E/S) characteristics and while it does not have as its objective a sustainable investment, it will have a minimum proportion of 35% of sustainable investments

- with an environmental objective in economic activities that qualify as environmentally sustainable under the EU Taxonomy
- with an environmental objective in economic activities that do not qualify as environmentally sustainable under the EU Taxonomy
- with a social objective



It promotes E/S characteristics, but **will not make any sustainable investments**

Sustainable investment means an investment in an economic activity that contributes to an environmental or social objective, provided that the investment does not significantly harm any environmental or social objective and that the investee companies follow good governance practices.

The **EU Taxonomy** is a classification system laid down in Regulation (EU) 2020/852, establishing a list of **environmentally sustainable economic activities**. That Regulation does not include a list of socially sustainable economic activities. Sustainable investments with an environmental objective might be aligned with the Taxonomy or not.



What environmental and/or social characteristics are promoted by this financial product?

The Sub-fund has the following E/S characteristics:

1. The Sub-fund promotes certain minimum environmental and social safeguards through applying exclusion criteria with regards to products and business practices that Robeco believes are detrimental to society and incompatible with sustainable investment strategies, such as exposure to controversial behaviour, controversial weapons, and fossil fuels.
2. The Sub-fund promotes adherence to and conducting business activities in accordance with the United Nations Universal Declaration of Human Rights, the International Labor Organization's (ILO) labor standards, the United Nations Guiding Principles for Business and Human Rights (UNGPs), the United Nations Global Compact (UNGC) and the OECD Guidelines for Multinational Enterprises, by scrutinizing companies that violate these principles.
3. The Sub-fund promotes good governance and sustainable corporate practices through proxy voting, which contributes to long-term shareholder value creation. This includes taking an active stance on social and environmental topics through Robeco's proxy voting policy.
4. The Sub-fund limits investing in companies with an elevated sustainability risk based on ESG risk scores whereas all such investments require separate approval of a dedicated committee that oversees that all investments are substantiated and eligible based on a fundamental review on the sustainability risk.

There is no reference benchmark designated for the purpose of attaining the environmental or social characteristics promoted by the Sub-fund.

What sustainability indicators are used to measure the attainment of each of the environmental or social characteristics promoted by this financial product?

The Sub-fund has the following sustainability indicators:

1. The % of investments in securities that are on Robeco's Exclusion list as result of the application of Robeco's Exclusion Policy.
2. The number of companies that are in violation of the ILO standards, UNGPs, UNGC or OECD Guidelines for Multinational Enterprises and hence are a part of the Enhanced Engagement program.
3. The number of holdings and agenda items voted.
4. The % of holdings with an elevated sustainability risk profile.

What are the objectives of the sustainable investments that the financial product partially intends to make and how does the sustainable investment contribute to such objectives?

The sustainable investments aim to contribute to the UN Sustainable Development Goals ("SDGs"), that have both social and environmental objectives. These are 17 goals that are globally recognised and include environmental goals such as climate action, clean water, life on land and water and social goals such as zero hunger, gender equality, education, etc. Robeco has developed a proprietary framework based on the UN SDGs through which an issuer's contribution to such SDGs is determined through a 3-step process. This process starts with a sector baseline on which a company's products are analysed to examine contribution to the society and environment. Further, the operational processes involved in creating such products is checked along with any controversies/litigation claims and remediation actions taken which are perused before a final SDG score is determined. The final score ranges between high negative (-3) to high positive (+3) and only those issuers which achieve positive SDG scores (+1, +2 and, +3) are regarded as Sustainable Investments.

Sustainability indicators measure how the environmental or social characteristics promoted by the financial product are attained.

● ***How do the sustainable investments that the financial product partially intends to make, not cause significant harm to any environmental or social sustainable investment objective?***

The sustainable investments do no significant harm to any environmental or social sustainable investment objective by considering a principal adverse impact and aligning with the OECD Guidelines for Multinational Enterprises and the UN Guiding Principles on Business and Human Rights. In addition, sustainable investments score positively on Robeco's SDG Framework, and therefore do not cause significant harm.

How have the indicators for adverse impacts on sustainability factors been taken into account?

Mandatory principal adverse impact indicators are considered through Robeco's SDG Framework, either directly or indirectly, when identifying sustainable investments for the Sub-fund. In addition, voluntary environmental and social indicators are taken into account, depending on their relevance for measuring impacts on the SDGs and the availability of data. A detailed description of the incorporation of principal adverse impacts is available via Robeco's Principal Adverse Impact Statement published on the Robeco website (<https://www.robeco.com/files/docm/docu-principal-adverse-impact-statement-summary-entity-level.pdf>). In this statement, Robeco sets out its approach to identifying and prioritizing principal adverse impacts, and how principal adverse impacts are considered as part of Robeco's investment due diligence process and procedures relating to research and analysis, exclusions and restrictions and/or voting and engagement. This description also explains how principal adverse impact indicators are considered by the SDG Framework.

How are the sustainable investments aligned with the OECD Guidelines for Multinational Enterprises and the UN Guiding Principles on Business and Human Rights? Details:

The sustainable investments are aligned with the OECD Guidelines for Multinational Enterprises and the UN Guiding Principles on Business and Human Rights via both Robeco's Exclusion Policy and Robeco's SDG Framework.

Robeco's Exclusion Policy includes an explanation of how Robeco acts in accordance with the International Labor Organization (ILO) standards, United Nations Guiding Principles (UNGPs), United Nations Global Compact (UNGC) Principles and the Organization for Economic Co-operation and Development (OECD) Guidelines for Multinational Enterprises and is guided by these international treaties to assess the behavior of companies. Robeco continuously screens its investments for breaches of these principles. In case of a breach, the company will be excluded or engaged with, and is not considered a sustainable investment.

Robeco's SDG Framework screens for breaches on these principles in the final step of the framework. In this step, Robeco checks whether the company concerned has been involved in any controversies. Involvement in any controversy will result in a negative SDG score for the company, meaning it is not a sustainable investment.

The EU Taxonomy sets out a "do not significant harm" principle by which Taxonomy-aligned investments should not significantly harm EU Taxonomy objectives and is accompanied by specific EU criteria.

The "do no significant harm" principle applies only to those investments underlying the financial product that take into account the EU criteria for environmentally sustainable economic activities. The investments underlying the remaining portion of this financial product do not take into account the EU criteria for environmentally sustainable economic activities.

Any other sustainable investments must also not significantly harm any environmental or social objectives.



Does this financial product consider principal adverse impacts on sustainability factors?

Yes, _____

The Sub-fund considers principal adverse impacts on sustainability factors as referred to in Annex I of the SFDR Delegated Act.

Pre-investment, the following principal adverse impacts on sustainability factors are considered:

- Via the applied normative and activity-based exclusions, the following PAIs are considered:
 - Exposure to companies active in the fossil fuel sector (PAI 4, Table 1)
 - Violations of the UN Global Compact Principles and Organisation for Economic Cooperation and Development (OECD) Guidelines for Multinational Enterprises (PAI 10, Table 1)
 - Activities negatively affecting biodiversity-sensitive areas (PAI 7, Table 1). The consideration of this PAI is currently restricted to applying exclusions to palm oil producing companies and for any breaches to the UNGC, UNGP and OECD Guidelines for Multinational Enterprises in relation to biodiversity.
 - Exposure to controversial weapons (anti-personnel mines, cluster munitions, chemical weapons (PAI 14, Table 1)
- Via the ESG integration process, as part of the investment due diligence policies and procedures, the following PAIs are considered:
 - All indicators related to GHG emissions, as part of the required Climate Risk analysis (PAI 1-6, Table 1, PAI 4, Table 2)
 - Biodiversity, water and waste indicators (PAI 7-9, Table 1)
 - Board gender diversity (PAI 13, Table 1)

Post-investment, the following principal adverse impacts on sustainability factors are taken into account:

- Via the application of the voting policy, the following PAIs are considered:
 - All indicators related to GHG emissions (PAI 1-6, Table 1)
 - Indicators related to social and employee matters (PAI 10-13, Table 1; PAI 5-8, Table 3)

Principal adverse impacts are the most significant negative impacts of investment decisions on sustainability factors relating to environmental, social and employee matters, respect for human rights, anti-corruption and anti-bribery matters.

- Via Robeco's entity engagement program, the following PAIs are considered:
- All indicators related to Climate and other environment-related indicators (PAI 1-9, Table 1)
- Violations of the UN Global Compact Principles and Organisation for Economic Cooperation and Development (OECD) Guidelines for Multinational Enterprises (PAI 10, Table 1). On an ongoing basis, the investment universe is scanned for controversial behavior in relation to the aforementioned principles and guidelines.
- In addition, based on a yearly review of Robeco's performance on all mandatory and selected voluntary indicators, holdings of the Sub-fund that cause adverse impact might be selected for engagement.

More information is available via Robeco's Principal Adverse Impact Statement, published on Robeco's website. The Sub-fund will periodically report how it has considered the principal adverse impacts of its investments in the Company's annual report, which will be made available each year on or before 30 April at the Sub-fund page highlighted in final section of this document.

No



What investment strategy does this financial product follow?

Robeco Emerging Markets Equities is an actively managed fund that invests in stocks in emerging countries across the world. The selection of these stocks is based on fundamental analysis as described in the Investment policy strategy paragraph in Appendix I of this Prospectus. The strategy integrates sustainability indicators on a continuous basis as part of the stock selection process. Amongst others, the Sub-fund applies norms-based and activity-based exclusions, Robeco's good governance policy, Robeco's SDG framework and considers Principal Adverse Impacts in the investment process. More product-specific information can be found on our website and the links provided in the final question of this disclosure.

The investment strategy guides investment decisions based on factors such as investment objectives and risk tolerance.

What are the binding elements of the investment strategy used to select the investments to attain each of the environmental or social characteristics promoted by this financial product?

The Sub-fund has the following binding elements:

1. The Sub-fund's portfolio complies with Robeco's Exclusion Policy (<https://www.robeco.com/files/docm/docu-exclusion-policy.pdf>), that is based on exclusion criteria with regards to products and business practices that Robeco believes are detrimental to society and incompatible with sustainable investment strategies. This means that the Sub-fund has 0% exposure to excluded securities, taking into account a grace period. Information with regards to the effects of the exclusions on the Sub-fund's universe can be found at <https://www.robeco.com/files/docm/docu-exclusion-list.pdf>.
2. The Sub-fund scrutinizes investment in companies that are in breach of the ILO standards, UNGPs, UNGC or OECD Guidelines for Multinational Enterprises. If a company in the portfolio breaches one of the international guidelines during the investment period, the company will become part of the Enhanced Engagement program.
3. All equity holdings have a granted right to vote and Robeco exerts that right by voting according to Robeco's Proxy Voting Policy, unless impediments occur (e.g. share blocking or when not considered cost efficient). Robeco's Proxy Voting Policy can be found at <https://www.robeco.com/files/docm/docu-robeco-stewardship-policy.pdf>.
4. Investments with an elevated sustainability risk are defined by Robeco as companies with an ESG Risk Rating of 40 and higher (the ESG Risk Rating is explained in the sustainability risk policy which

can be accessed via <https://www.robeco.com/files/docm/docu-robeco-sustainability-risk-policy.pdf>). The Sub-fund is limited to a maximum exposure of 10% to investments with an elevated sustainability risk, based on the market weight in the portfolio taking into account regional differences and benchmark. Each investment with an ESG Risk rating of higher than 40 requires separate approval by a dedicated committee of sustainable investment specialists, compliance and risk management that oversees the bottom-up sustainability analysis.

● **What is the committed minimum rate to reduce the scope of the investments considered prior to the application of that investment strategy?**

The Sub-fund does not commit to a minimum rate to reduce the scope of investments prior to the application of the investment strategy.

● **What is the policy to assess good governance practices of the investee companies?**

Robeco has a Good Governance policy to assess governance practices of companies. The policy describes how Robeco determines if and when a company does not follow good governance practices and is therefore excluded from the initial investment universe for Article 8 and 9 products. Robeco's Good Governance policy applies to the Sub-fund and tests on a set of governance criteria that reflect widely recognized industry established norms and include topics as employee relations, management structure, tax compliance and remuneration.

The Good Governance test consists of criteria on such topics that are examined for investee companies and further explained in Robeco's Good Governance policy <https://www.robeco.com/files/docm/docu-robeco-good-governance-policy.pdf>. Additionally, the companies that do not pass the good governance test are reflected in the exclusion list that can be accessed here - <https://www.robeco.com/files/docm/docu-exclusion-list.pdf>.

Good governance practices include sound management structures, employee relations, remuneration of staff and tax compliance.



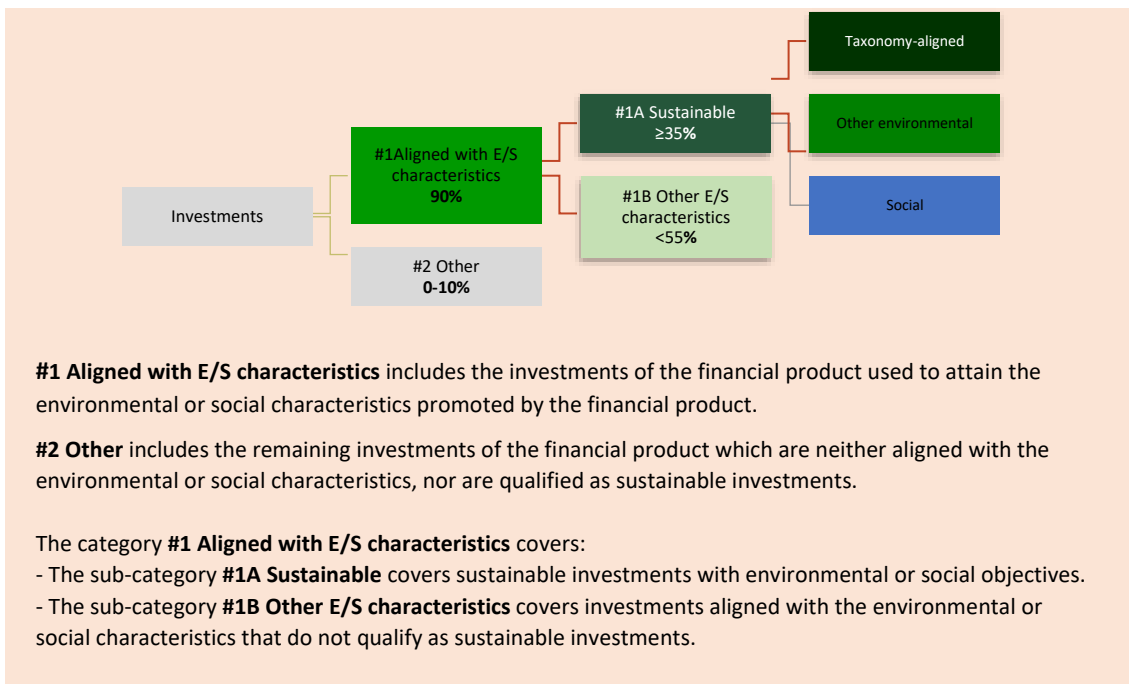
What is the asset allocation planned for this financial product?

At least 90% of the investments are aligned with the E/S characteristics of the Sub-fund. The Sub-fund plans to make a minimum of 35% sustainable investments, measured by positive scores via Robeco's SDG Framework. The investments in the category Other, estimated between 0-10%, are mostly in cash, cash equivalents and derivatives as further described below. The planned asset allocation is monitored continuously, and evaluated on a yearly basis.

Asset allocation describes the share of investments in specific assets.

Taxonomy-aligned activities are expressed as a share of:

- **turnover** reflecting the share of revenue from green activities of investee companies
- **capital expenditure** (CapEx) showing the green investments made by investee companies, e.g. for a transition to a green economy.
- **operational expenditure** (OpEx) reflecting green operational activities of investee companies.



#1 Aligned with E/S characteristics includes the investments of the financial product used to attain the environmental or social characteristics promoted by the financial product.

#2 Other includes the remaining investments of the financial product which are neither aligned with the environmental or social characteristics, nor are qualified as sustainable investments.

The category **#1 Aligned with E/S characteristics** covers:

- The sub-category **#1A Sustainable** covers sustainable investments with environmental or social objectives.
- The sub-category **#1B Other E/S characteristics** covers investments aligned with the environmental or social characteristics that do not qualify as sustainable investments.

How does the use of derivatives attain the environmental or social characteristics promoted by the financial product?

The Sub-fund does not make use of derivatives to attain the environmental or social characteristics promoted by the financial product. The Sub-fund may make use of derivatives for hedging, liquidity management and efficient portfolio management as well as investment purposes. Exchange traded and over-the-counter derivatives are permitted, including but not limited to futures, swaps, options and currency forwards. Whilst the Sub-fund may use derivatives both for investment purposes as well as for hedging and efficient portfolio management, it does not utilize derivatives for such purposes outside the intended share of investments allocated to the 'Other' category.

In case the Sub-fund uses derivatives, the underlying shall comply with the investment policy. Where relevant, minimum environmental or social safeguards are taken into account as described below.



To what minimum extent are sustainable investments with an environmental objective aligned with the EU Taxonomy?

%. The Sub-fund does not intend to make Taxonomy-aligned investments. It cannot be excluded that among the Sub-fund's holdings certain investments are Taxonomy aligned. The Sub-fund will report on Taxonomy-aligned investment in the periodic disclosures. In the future, once data-availability in relation to the EU Taxonomy will improve, Robeco might consider setting a target based on turnover or CAPEX. Robeco currently relies on third-party data, including data in relation to companies that do not disclose on the EU Taxonomy alignment of their activities. EU Taxonomy-alignment data is not yet subject to a review by third parties. The Sub-fund only makes investments in equity and therefore it does not have sovereign exposures. The expected level of alignment with and without sovereign bonds is the same.

To comply with the EU Taxonomy, the criteria for **fossil gas** include limitations on emissions and switching to renewable power or low-carbon fuels by the end of 2035. For **nuclear energy**, the criteria include comprehensive safety and waste management rules.

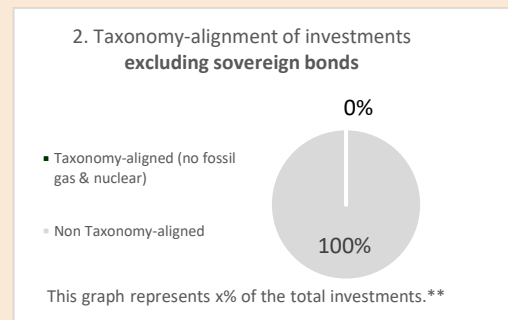
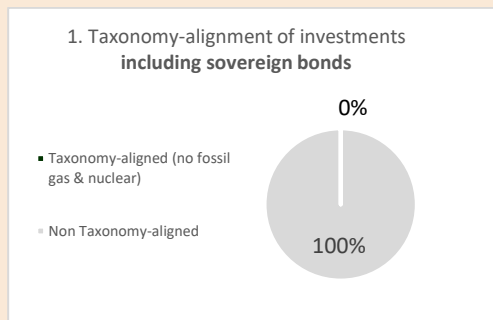
Enabling activities directly enable other activities to make a substantial contribution to an environmental objective.

Transitional activities are activities for which low-carbon alternatives are not yet available and among others have greenhouse gas emission levels corresponding to the best performance.

● **Does the financial product invest in fossil gas and/or nuclear energy related activities that comply with the EU Taxonomy?⁷**

- Yes
 - In fossil gas
 - In nuclear energy
- No

The two graphs below show in green the minimum percentage of investments that are aligned with the EU Taxonomy. As there is no appropriate methodology to determine the Taxonomy-alignment of sovereign bonds, the first graph shows the Taxonomy alignment in relation to all the investments of the financial product including sovereign bonds, while the second graph shows the Taxonomy alignment only in relation to the investments of the financial product other than sovereign bonds.*



* For the purpose of these graphs, 'sovereign bonds' consist of all sovereign exposures
 ** As the investments are not Taxonomy-aligned, the exclusion of sovereign bonds has no impact on the graph and therefore no such percentage is shown here.

● **What is the minimum share of investments in transitional and enabling activities?**

0%.



What is the minimum share of sustainable investments with an environmental objective that are not aligned with the EU Taxonomy?

The Sub-fund intends to make sustainable investments, measured as positive scores via Robeco's SDG Framework. Among those could be investments with environmental objectives that do not qualify as Taxonomy-aligned. The environmental objectives of the Sub-fund are attained by investing in companies that score positively on SDG 12 (Responsible consumption and production), SDG 13 (Climate action), SDG 14 (Life below water), and SDG 15 (Life on land) in Robeco's SDG Framework. While the sum of sustainable investments with an environmental objective and socially sustainable investments always adds up to the Sub-fund's minimum proportion of 35% sustainable investments, we do not commit to a minimum share of sustainable investments with an environmental objective because the Sub-fund's investment strategy does not have a specific environmental investment objective. Therefore, the minimum share of sustainable investments with an environmental objective is 0%.

⁷ Fossil gas and/or nuclear related activities will only comply with the EU Taxonomy where they contribute to limiting climate change ("climate change mitigation") and do not significantly harm any EU Taxonomy objective - see explanatory note in the left hand margin. The full criteria for fossil gas and nuclear energy economic activities that comply with the EU Taxonomy are laid down in Commission Delegated Regulation (EU) 2022/1214.

 are sustainable investments with an environmental objective that **do not take into account the criteria** for environmentally sustainable economic activities under the EU Taxonomy.



What is the minimum share of socially sustainable investments?

The Sub-fund intends to make sustainable investments, measured as positive scores via Robeco's SDG Framework. Among those could be investments with social objectives. The social objectives of the Sub-fund are attained by investing in companies that score positively on SDG 1 (No poverty), SDG 2 (Zero hunger), SDG 3 (Good health and well-being), SDG 4 (Quality education), SDG 5 (Gender equality), SDG 6 (Clear water and sanitation), SDG 7 (Affordable and clean energy), SDG 8 (Decent work and economic growth), SDG 9 (Industry, innovation and infrastructure), SDG 10 (Reduced inequalities), SDG 11 (Sustainable cities and communities), SDG 16 (Peace, justice and strong institutions) and SDG 17 (Partnerships for the goals), in Robeco's SDG Framework. While the sum of socially sustainable investments and sustainable investments with an environmental objective always adds up to the Sub-fund's minimum proportion of sustainable investments, we do not commit to a minimum share of socially sustainable investments because the Sub-fund's investment strategy does not have a specific socially sustainable investment objective. Therefore, the minimum share of socially sustainable investments is 0%.



What investments are included under "#2 Other", what is their purpose and are there any minimum environmental or social safeguards?

The type of instruments included under "#2 Other" and their purpose are outlined in Annex I of this Prospectus under the header 'Financial instruments and investment restrictions'. They include cash, cash equivalents, as well as investment funds and eligible asset classes (other than bonds and equities) that do not specifically promote E/S characteristics. As indicated above, the Sub-fund does not make use of derivatives to attain the environmental or social characteristics promoted. The Sub-fund may make use of derivatives, which thus always fall under the category "#2 Other", for hedging, liquidity management and efficient portfolio management as well as investment purposes. Exchange traded and over-the-counter derivatives are permitted, including but not limited to futures, swaps, options and currency forwards. In case the Sub-fund uses derivatives, the underlying shall comply with the investment policy. Where relevant, minimum environmental or social safeguards are taken into account, by, for example, applying Robeco's Exclusion Policy for any single security derivative.



Is a specific index designated as a reference benchmark to determine whether this financial product is aligned with the environmental and/or social characteristics that it promotes?

Not applicable.

Reference benchmarks are indexes to measure whether the financial product attains the environmental or social characteristics that they promote.



Where can I find more product specific information online?

More product-specific information can be found on the website:

<https://www.robeco.com/en-int/products/funds/>

- o Robeco's PAI Statement can be accessed via the following link:
<https://www.robeco.com/files/docm/docu-principal-adverse-impact-statement-summary-entity-level.pdf>

- Robeco's Good Governance test can be accessed via the following link:
<https://www.robeco.com/files/docm/docu-robeco-good-governance-policy.pdf>
- Robeco's SDG framework
<https://www.robeco.com/docm/docu-robeco-explanation-sdg-framework.pdf>
- Robeco's sustainability risk policy
<https://www.robeco.com/files/docm/docu-robeco-sustainability-risk-policy.pdf>

f) Robeco QI Emerging Markets Active Equities

Pre-contractual disclosure for the financial products referred to in Article 8, paragraphs 1, 2 and 2a, of Regulation (EU) 2019/2088 and Article 6, first paragraph, of Regulation (EU) 2020/852

Product name: Robeco QI Emerging Markets Active Equities

Legal entity identifier: 21380047HP5WHXG9ER08

Environmental and/or social characteristics

Does this financial product have a sustainable investment objective?



Yes



No

It will make a minimum of **sustainable investments with an environmental objective: ___%**

- in economic activities that qualify as environmentally sustainable under the EU Taxonomy
- in economic activities that do not qualify as environmentally sustainable under the EU Taxonomy

It will make a minimum of **sustainable investments with a social objective: ___%**

It **promotes Environmental/Social (E/S) characteristics** and while it does not have as its objective a sustainable investment, it will have a minimum proportion of 40% of sustainable investments

- with an environmental objective in economic activities that qualify as environmentally sustainable under the EU Taxonomy
- with an environmental objective in economic activities that do not qualify as environmentally sustainable under the EU Taxonomy
- with a social objective

It promotes E/S characteristics, but **will not make any sustainable investments**

Sustainable investment means an investment in an economic activity that contributes to an environmental or social objective, provided that the investment does not significantly harm any environmental or social objective and that the investee companies follow good governance practices.

The **EU Taxonomy** is a classification system laid down in Regulation (EU) 2020/852, establishing a list of **environmentally sustainable economic activities**. That Regulation does not include a list of socially sustainable economic activities. Sustainable investments with an environmental objective might be aligned with the Taxonomy or not.



What environmental and/or social characteristics are promoted by this financial product?

The Sub-fund has the following E/S characteristics:

1. The Sub-fund promotes good governance and sustainable corporate practices through proxy voting, which contributes to long-term shareholder value creation. This includes taking an active stance on social and environmental topics through Robeco's proxy voting policy.
2. The Sub-fund promotes certain minimum environmental and social safeguards through applying exclusion criteria with regards to products and business practices that Robeco believes are detrimental to society and incompatible with sustainable investment strategies, such as exposure to controversial behaviour, controversial weapons, and fossil fuels.
3. The Sub-fund promotes having a lower environmental footprint than the general market index referred to in Appendix VI – Benchmarks (the "General Market Index"), through reduction in carbon, water and waste footprints.
4. The Sub-fund promotes adherence to and conducting business activities in accordance with the United Nations Universal Declaration of Human Rights, the International Labor Organization's (ILO) labor standards, the United Nations Guiding Principles for Business and Human Rights (UNGPs), the United Nations Global Compact (UNGC) and the OECD Guidelines for Multinational Enterprises, by scrutinizing companies that violate these principles.
5. The Sub-fund promotes having a weighted average ESG score that is better than that of the General Market Index.
6. The Sub-fund promotes having a larger share of companies with a positive SDG score (1,2,3) in the portfolio than the General Market Index.

There is no reference benchmark designated for the purpose of attaining the environmental or social characteristics promoted by the Sub-fund.

● **What sustainability indicators are used to measure the attainment of each of the environmental or social characteristics promoted by this financial product?**

The Sub-fund has the following sustainability indicators:

1. The number of holdings and agenda items voted.
2. The % of investments in securities that are on Robeco's Exclusion list as result of the application of Robeco's Exclusion Policy.
3. The Sub-fund's weighted carbon, water and waste footprint score compared to the General Market Index.
4. The number of companies that are in violation of the ILO standards, UNGPs, UNGC or OECD Guidelines for Multinational Enterprises and hence are a part of the Enhanced Engagement program.
5. The Sub-fund's weight in companies with a positive SDG score (1,2,3) compared to the General Market Index weight in companies with a positive SDG score (1,2,3).
6. The Sub-fund's weighted average ESG score compared to the General Market Index.

● **What are the objectives of the sustainable investments that the financial product partially intends to make and how does the sustainable investment contribute to such objectives?**

The sustainable investments aim to contribute to the UN Sustainable Development Goals ("SDGs"), that have both social and environmental objectives. These are 17 goals that are globally recognised and include environmental goals such as climate action, clean water, life on land and water and social goals such as zero hunger, gender equality, education, etc. Robeco has developed a proprietary framework based on the UN SDGs through which an issuer's contribution to such SDGs is determined through a 3-step process. This process starts with a sector baseline on which a company's products are analysed to examine contribution to the society and environment. Further, the operational processes involved in creating such products is checked along with any controversies/litigation claims and remediation actions

Sustainability indicators measure how the environmental or social characteristics promoted by the financial product are attained.

taken which are perused before a final SDG score is determined. The final score ranges between high negative (-3) to high positive (+3) and only those issuers which achieve positive SDG scores (+1, +2 and +3) are regarded as Sustainable Investments.

● ***How do the sustainable investments that the financial product partially intends to make, not cause significant harm to any environmental or social sustainable investment objective?***

The sustainable investments do no significant harm to any environmental or social sustainable investment objective by considering a principal adverse impact and aligning with the OECD Guidelines for Multinational Enterprises and the UN Guiding Principles on Business and Human Rights. In addition, sustainable investments score positively on Robeco's SDG Framework, and therefore do not cause significant harm.

How have the indicators for adverse impacts on sustainability factors been taken into account?

Mandatory principal adverse impact indicators are considered through Robeco's SDG Framework, either directly or indirectly, when identifying sustainable investments for the Sub-fund. In addition, voluntary environmental and social indicators are taken into account, depending on their relevance for measuring impacts on the SDGs and the availability of data. A detailed description of the incorporation of principal adverse impacts is available via Robeco's Principal Adverse Impact Statement published on the Robeco website (<https://www.robeco.com/files/docm/docu-principal-adverse-impact-statement-summary-entity-level.pdf>). In this statement, Robeco sets out its approach to identifying and prioritizing principal adverse impacts, and how principal adverse impacts are considered as part of Robeco's investment due diligence process and procedures relating to research and analysis, exclusions and restrictions and/or voting and engagement. This description also explains how principal adverse impact indicators are considered by the SDG Framework.

How are the sustainable investments aligned with the OECD Guidelines for Multinational Enterprises and the UN Guiding Principles on Business and Human Rights? Details:

The sustainable investments are aligned with the OECD Guidelines for Multinational Enterprises and the UN Guiding Principles on Business and Human Rights via both Robeco's Exclusion Policy and Robeco's SDG Framework.

Robeco's Exclusion Policy includes an explanation of how Robeco acts in accordance with the International Labor Organization (ILO) standards, United Nations Guiding Principles (UNGPs), United Nations Global Compact (UNGC) Principles and the Organization for Economic Co-operation and Development (OECD) Guidelines for Multinational Enterprises and is guided by these international treaties to assess the behavior of companies. Robeco continuously screens its investments for breaches of these principles. In case of a breach, the company will be excluded or engaged with, and is not considered a sustainable investment.

Robeco's SDG Framework screens for breaches on these principles in the final step of the framework. In this step, Robeco checks whether the company concerned has been involved in any controversies. Involvement in any controversy will result in a negative SDG score for the company, meaning it is not a sustainable investment.

The EU Taxonomy sets out a "do not significant harm" principle by which Taxonomy-aligned investments should not significantly harm EU Taxonomy objectives and is accompanied by specific EU criteria.

The "do no significant harm" principle applies only to those investments underlying the financial product that take into account the EU criteria for environmentally sustainable economic activities. The investments underlying the remaining portion of this financial product do not take into account the EU criteria for environmentally sustainable economic activities.

Any other sustainable investments must also not significantly harm any environmental or social objectives.



Does this financial product consider principal adverse impacts on sustainability factors?

✘ Yes, _____

The Sub-fund considers principal adverse impacts on sustainability factors as referred to in Annex I of the SFDR Delegated Act.

Pre-investment, the following principal adverse impacts on sustainability factors are considered:

- Via the applied normative and activity-based exclusions, the following PAIs are considered:
 - Exposure to companies active in the fossil fuel sector (PAI 4, Table 1)
 - Violations of the UN Global Compact Principles and Organisation for Economic Cooperation and Development (OECD) Guidelines for Multinational Enterprises (PAI 10, Table 1)
 - Activities negatively affecting biodiversity-sensitive areas (PAI 7, Table 1). The consideration of this PAI is currently restricted to applying exclusions to palm oil producing companies and for any breaches to the UNGC, UNGP and OECD Guidelines for Multinational Enterprises in relation to biodiversity.
 - Exposure to controversial weapons (anti-personnel mines, cluster munitions, chemical weapons (PAI 14, Table 1)
- Via the environmental footprint performance targets of the Sub-fund, the following PAIs are considered:
 - Carbon footprint (PAI 2, Table 1)
 - Water and waste indicators (PAI 7-9, Table 1). Robeco will use on water and waste footprint until data quality and coverage of the PAIs will improve.

Post-investment, the following principal adverse impacts on sustainability factors are taken into account:

- Via the application of the voting policy, the following PAIs are considered:
 - All indicators related to GHG emissions (PAI 1-6, Table 1)
 - Indicators related to social and employee matters (PAI 10-13, Table 1; PAI 5-8, Table 3)

Principal adverse impacts are the most significant negative impacts of investment decisions on sustainability factors relating to environmental, social and employee matters, respect for human rights, anti-corruption and anti-bribery matters.

- o Via Robeco's entity engagement program, the following PAIs are considered:
 - All indicators related to Climate and other environment-related indicators (PAI 1-9, Table 1)
 - Violations of the UN Global Compact Principles and Organisation for Economic Cooperation and Development (OECD) Guidelines for Multinational Enterprises (PAI 10, Table 1)
 - In addition, based on a yearly review of Robeco's performance on all mandatory and selected voluntary indicators, holdings of the Sub-fund that cause adverse impact might be selected for engagement.

More information is available via Robeco's Principal Adverse Impact Statement, published on Robeco's website. The Sub-fund will periodically report how it has considered the principal adverse impacts of its investments in the Company's annual report, which will be made available each year on or before 30 April at the Sub-fund page highlighted in final section of this document.

No



What investment strategy does this financial product follow?

Robeco QI Emerging Markets Active Equities is an actively managed fund and invests in stocks of companies in emerging markets. The selection of these stocks is based on a quantitative model as described in the Investment policy strategy paragraph in Appendix I of this Prospectus. The strategy integrates sustainability indicators on a continuous basis as part of the stock selection process. Amongst others, the Sub-fund applies norms-based and activity-based exclusions, Robeco's good governance policy, Robeco's SDG framework and considers Principal Adverse Impacts in the investment process. More product-specific information can be found on our website and the links provided in the final question of this disclosure.

The investment strategy guides investment decisions based on factors such as investment objectives and risk tolerance.

What are the binding elements of the investment strategy used to select the investments to attain each of the environmental or social characteristics promoted by this financial product?

The Sub-fund has the following binding elements:

1. All equity holdings have a granted right to vote and Robeco exerts that right by voting according to Robeco's Proxy Voting Policy, unless impediments occur (e.g. share blocking or when not considered cost efficient). Robeco's Proxy Voting Policy can be found at <https://www.robeco.com/files/docm/docu-robeco-stewardship-policy.pdf>.
2. The Sub-fund's portfolio complies with Robeco's Exclusion Policy (<https://www.robeco.com/files/docm/docu-exclusion-policy.pdf>), that is based on exclusion criteria with regards to products and business practices that Robeco believes are detrimental to society and incompatible with sustainable investment strategies. This means that the Sub-fund has 0% exposure to excluded securities, taking into account a grace period. Information with regards to the effects of the exclusions on the Sub-fund's universe can be found at <https://www.robeco.com/files/docm/docu-exclusion-list.pdf>.
3. The Sub-fund's weighted carbon, water and waste footprint score is a better than that of the General Market Index.
4. The Sub-fund scrutinizes investment in companies that are in breach of the ILO standards, UNGPs, UNGC or OECD Guidelines for Multinational Enterprises. If a company in the portfolio breaches one of the international guidelines during the investment period, the company will become part of the Enhanced Engagement program. When engagement is deemed highly unlikely to succeed, the company might be excluded directly.
5. The Sub-fund's weighted average ESG score is better than that of the General Market Index.

6. The Sub-fund's weight in companies with a positive SDG score (1,2,3) is better than that of the General Market Index.

● **What is the committed minimum rate to reduce the scope of the investments considered prior to the application of that investment strategy?**

The Sub-fund does not commit to a minimum rate to reduce the scope of investments prior to the application of the investment strategy.

● **What is the policy to assess good governance practices of the investee companies?**

Robeco has a Good Governance policy to assess governance practices of companies. The policy describes how Robeco determines if and when a company does not follow good governance practices and is therefore excluded from the initial investment universe for Article 8 and 9 products. Robeco's Good Governance policy applies to the Sub-fund and tests on a set of governance criteria that reflect widely recognized industry established norms and include topics as employee relations, management structure, tax compliance and remuneration.

The Good Governance test consists of criteria on such topics that are examined for investee companies and further explained in Robeco's Good Governance policy <https://www.robeco.com/files/docm/docu-robeco-good-governance-policy.pdf>. Additionally, the companies that do not pass the good governance test are reflected in the exclusion list that can be accessed here - <https://www.robeco.com/files/docm/docu-exclusion-list.pdf>.

Good governance practices include sound management structures, employee relations, remuneration of staff and tax compliance.



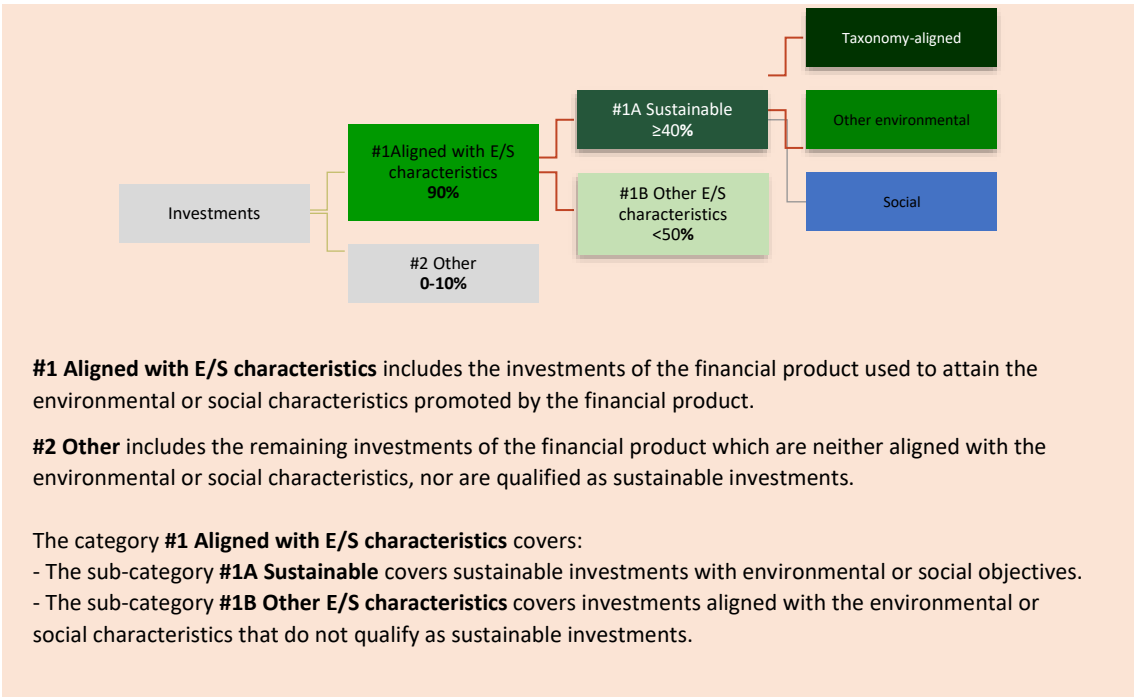
What is the asset allocation planned for this financial product?

At least 90% of the investments are aligned with the E/S characteristics of the Sub-fund. The Sub-fund plans to make a minimum of 40% sustainable investments, measured by positive scores via Robeco's SDG Framework. The investments in the category Other, estimated between 0-10%, are mostly in cash, cash equivalents and derivatives as further described below. The planned asset allocation is monitored continuously, and evaluated on a yearly basis.

Asset allocation describes the share of investments in specific assets.

Taxonomy-aligned activities are expressed as a share of:

- **turnover** reflecting the share of revenue from green activities of investee companies
- **capital expenditure (CapEx)** showing the green investments made by investee companies, e.g. for a transition to a green economy.
- **operational expenditure (OpEx)** reflecting green operational



activities of investee companies.

● **How does the use of derivatives attain the environmental or social characteristics promoted by the financial product?**

The Sub-fund does not make use of derivatives to attain the environmental or social characteristics promoted by the financial product. The Sub-fund may make use of derivatives for hedging, liquidity management and efficient portfolio management as well as investment purposes. Exchange traded and over-the-counter derivatives are permitted, including but not limited to futures, swaps, options and currency forwards. Whilst the Sub-fund may use derivatives both for investment purposes as well as for hedging and efficient portfolio management, it does not utilize derivatives for such purposes outside the intended share of investments allocated to the 'Other' category.

In case the Sub-fund uses derivatives, the underlying shall comply with the investment policy. Where relevant, minimum environmental or social safeguards are taken into account as described below.



To what minimum extent are sustainable investments with an environmental objective aligned with the EU Taxonomy?

0%. The Sub-fund does not intend to make Taxonomy-aligned investments. It cannot be excluded that among the Sub-fund's holdings certain investments are Taxonomy aligned. The Sub-fund will report on Taxonomy-aligned investment in the periodic disclosures. In the future, once data-availability in relation to the EU Taxonomy will improve, Robeco might consider setting a target based on turnover or CAPEX. Robeco currently relies on third-party data, including data in relation to companies that do not disclose on the EU Taxonomy alignment of their activities. EU Taxonomy-alignment data is not yet subject to a review by third parties. The Sub-fund only makes investments in equity and therefore it does not have sovereign exposures. The expected level of alignment with and without sovereign bonds is the same.

To comply with the EU Taxonomy, the criteria for **fossil gas** include limitations on emissions and switching to renewable power or low-carbon fuels

● **Does the financial product invest in fossil gas and/or nuclear energy related activities that comply with the EU Taxonomy?⁸**

- Yes
 - In fossil gas
 - In nuclear energy
- No

⁸ Fossil gas and/or nuclear related activities will only comply with the EU Taxonomy where they contribute to limiting climate change ("climate change mitigation") and do not significantly harm any EU Taxonomy objective - see explanatory note in the left hand margin. The full criteria for fossil gas and nuclear energy economic activities that comply with the EU Taxonomy are laid down in Commission Delegated Regulation (EU) 2022/1214.

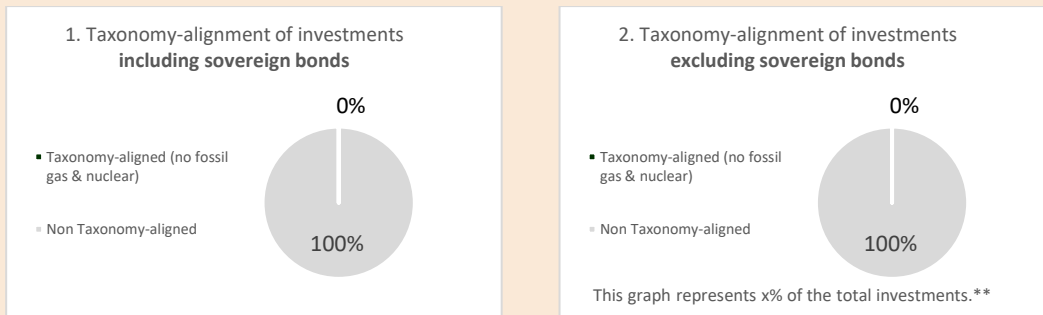
by the end of 2035. For nuclear energy, the criteria include comprehensive safety and waste management rules.

Enabling activities directly enable other activities to make a substantial contribution to an environmental objective.

Transitional activities are activities for which low-carbon alternatives are not yet available and among others have greenhouse gas emission levels corresponding to the best performance.

are sustainable investments with an environmental objective that **do not take into account the criteria** for environmentally sustainable economic activities under the EU Taxonomy.

The two graphs below show in green the minimum percentage of investments that are aligned with the EU Taxonomy. As there is no appropriate methodology to determine the Taxonomy-alignment of sovereign bonds, the first graph shows the Taxonomy alignment in relation to all the investments of the financial product including sovereign bonds, while the second graph shows the Taxonomy alignment only in relation to the investments of the financial product other than sovereign bonds.*



* For the purpose of these graphs, 'sovereign bonds' consist of all sovereign exposures

** As the investments are not Taxonomy-aligned, the exclusion of sovereign bonds has no impact on the graph and therefore no such percentage is shown here.

What is the minimum share of investments in transitional and enabling activities?

0%.



What is the minimum share of sustainable investments with an environmental objective that are not aligned with the EU Taxonomy?

The Sub-fund intends to make sustainable investments, measured as positive scores via Robeco's SDG Framework. Among those could be investments with environmental objectives that do not qualify as Taxonomy-aligned. The environmental objectives of the Sub-fund are attained by investing in companies that score positively on SDG 12 (Responsible consumption and production), SDG 13 (Climate action), SDG 14 (Life below water), and SDG 15 (Life on land) in Robeco's SDG Framework. While the sum of sustainable investments with an environmental objective and socially sustainable investments always adds up to the Sub-fund's minimum proportion of 40% sustainable investments, we do not commit to a minimum share of sustainable investments with an environmental objective because the Sub-fund's investment strategy does not have a specific environmental investment objective. Therefore, the minimum share of sustainable investments with an environmental objective is 0%.



What is the minimum share of socially sustainable investments?

The Sub-fund intends to make sustainable investments, measured as positive scores via Robeco's SDG Framework. Among those could be investments with social objectives. The social objectives of the Sub-fund are attained by investing in companies that score positively on SDG 1 (No poverty), SDG 2 (Zero hunger), SDG 3 (Good health and well-being), SDG 4 (Quality education), SDG 5 (Gender equality), SDG 6 (Clear water and sanitation), SDG 7 (Affordable and clean energy), SDG 8 (Decent work and economic growth), SDG 9 (Industry, innovation and infrastructure), SDG 10 (Reduced inequalities), SDG 11 (Sustainable cities and communities), SDG 16 (Peace, justice and strong institutions) and SDG 17 (Partnerships for the goals), in Robeco's SDG Framework. While the sum of socially sustainable investments and sustainable investments with an environmental objective always adds up to the Sub-fund's minimum proportion of sustainable investments, we do not commit to a minimum share of socially sustainable investments because the Sub-fund's investment strategy does not have a specific socially sustainable investment objective. Therefore, the minimum share of socially sustainable investments is 0%.



What investments are included under "#2 Other", what is their purpose and are there any minimum environmental or social safeguards?

The type of instruments included under "#2 Other" and their purpose are outlined in Annex I of this Prospectus under the header 'Financial instruments and investment restrictions'. They include cash, cash equivalents, as well as investment funds and eligible asset classes (other than bonds and equities) that do not specifically promote E/S characteristics. As indicated above, the Sub-fund does not make use of derivatives to attain the environmental or social characteristics promoted. The Sub-fund may make use of derivatives, which thus always fall under the category "#2 Other", for hedging, liquidity management and efficient portfolio management as well as investment purposes. Exchange traded and over-the-counter derivatives are permitted, including but not limited to futures, swaps, options and currency forwards. In case the Sub-fund uses derivatives, the underlying shall comply with the investment policy. Where relevant, minimum environmental or social safeguards are taken into account, by, for example, applying Robeco's Exclusion Policy for any single security derivative.



Is a specific index designated as a reference benchmark to determine whether this financial product is aligned with the environmental and/or social characteristics that it promotes?

Not applicable.

Reference benchmarks are indexes to measure whether the financial product attains the environmental or social characteristics that they promote.



Where can I find more product specific information online?

More product-specific information can be found on the website:

<https://www.robeco.com/en-int/products/funds/>

- Robeco's PAI Statement can be accessed via the following link:
<https://www.robeco.com/files/docm/docu-principal-adverse-impact-statement-summary-entity-level.pdf>
- Robeco's Good Governance test can be accessed via the following link:
<https://www.robeco.com/files/docm/docu-robeco-good-governance-policy.pdf>
- Robeco's SDG framework
<https://www.robeco.com/docm/docu-robeco-explanation-sdg-framework.pdf>
- Robeco's sustainability risk policy
<https://www.robeco.com/files/docm/docu-robeco-sustainability-risk-policy.pdf>

g) Robeco QI Global Momentum Equities

Pre-contractual disclosure for the financial products referred to in Article 8, paragraphs 1, 2 and 2a, of Regulation (EU) 2019/2088 and Article 6, first paragraph, of Regulation (EU) 2020/852

Product name: Robeco QI Global Momentum Equities

Legal entity identifier: 213800UIRPLXU9EX9K84

Environmental and/or social characteristics

Does this financial product have a sustainable investment objective?

Yes

No

It will make a minimum of **sustainable investments with an environmental objective: ___%**

in economic activities that qualify as environmentally sustainable under the EU Taxonomy

in economic activities that do not qualify as environmentally sustainable under the EU Taxonomy

It will make a minimum of **sustainable investments with a social objective: ___%**

It **promotes Environmental/Social (E/S) characteristics** and while it does not have as its objective a sustainable investment, it will have a minimum proportion of 50% of sustainable investments

with an environmental objective in economic activities that qualify as environmentally sustainable under the EU Taxonomy

with an environmental objective in economic activities that do not qualify as environmentally sustainable under the EU Taxonomy

with a social objective

It promotes E/S characteristics, but **will not make any sustainable investments**

Sustainable investment means an investment in an economic activity that contributes to an environmental or social objective, provided that the investment does not significantly harm any environmental or social objective and that the investee companies follow good governance practices.

The **EU Taxonomy** is a classification system laid down in Regulation (EU) 2020/852, establishing a list of **environmentally sustainable economic activities**. That Regulation does not include a list of socially sustainable economic activities. Sustainable investments with an environmental objective might be aligned with the Taxonomy or not.



Sustainability indicators measure how the environmental or social characteristics promoted by the financial product are attained.

What environmental and/or social characteristics are promoted by this financial product?

The Sub-fund has the following E/S characteristics:

1. The Sub-fund promotes certain minimum environmental and social safeguards through applying exclusion criteria with regards to products and business practices that Robeco believes are detrimental to society and incompatible with sustainable investment strategies, such as exposure to controversial behaviour, controversial weapons, and fossil fuels.
2. The Sub-fund promotes having a lower environmental footprint than the general market index referred to in Appendix VI – Benchmarks (the "General Market Index"), through reduction in carbon, water and waste footprints.
3. The Sub-fund promotes adherence to and conducting business activities in accordance with the United Nations Universal Declaration of Human Rights, the International Labor Organization's (ILO) labor standards, the United Nations Guiding Principles for Business and Human Rights (UNGPs), the United Nations Global Compact (UNGC) and the OECD Guidelines for Multinational Enterprises, by scrutinizing companies that violate these principles.
4. The Sub-fund promotes having a weighted average ESG score that is better than that of the General Market Index.
5. The Sub-fund promotes having a larger share of companies with a positive SDG score (1,2,3) in the portfolio than the General Market Index.

There is no reference benchmark designated for the purpose of attaining the environmental or social characteristics promoted by the Sub-fund.

What sustainability indicators are used to measure the attainment of each of the environmental or social characteristics promoted by this financial product?

The Sub-fund has the following sustainability indicators:

1. The % of investments in securities that are on Robeco's Exclusion list as result of the application of Robeco's Exclusion Policy.
2. The Sub-fund's weighted carbon, water and waste footprint score compared to the General Market Index.
3. The number of companies that are in violation of the ILO standards, UNGPs, UNGC or OECD Guidelines for Multinational Enterprises and hence are a part of the Enhanced Engagement program.
4. The Sub-fund's weight in companies with a positive SDG score (1,2,3) compared to the General Market Index weight in companies with a positive SDG score (1,2,3).
5. The Sub-fund's weighted average ESG score compared to the General Market Index.

What are the objectives of the sustainable investments that the financial product partially intends to make and how does the sustainable investment contribute to such objectives?

The sustainable investments aim to contribute to the UN Sustainable Development Goals ("SDGs"), that have both social and environmental objectives. These are 17 goals that are globally recognised and include environmental goals such as climate action, clean water, life on land and water and social goals such as zero hunger, gender equality, education, etc. Robeco has developed a proprietary framework based on the UN SDGs through which an issuer's contribution to such SDGs is determined through a 3-step process. This process starts with a sector baseline on which a company's products are analysed to examine contribution to the society and environment. Further, the operational processes involved in creating such products is checked along with any controversies/litigation claims and remediation actions taken which are perused before a final SDG score is determined. The final score ranges between high negative (-3) to high positive (+3) and only those issuers which achieve positive SDG scores (+1,+2 and,+3) are regarded as Sustainable Investments.

How do the sustainable investments that the financial product partially intends to make, not cause significant harm to any environmental or social sustainable investment objective?

The sustainable investments do no significant harm to any environmental or social sustainable investment objective by considering a principal adverse impact and aligning with the OECD Guidelines for Multinational Enterprises and the UN Guiding Principles on Business and Human Rights. In addition, sustainable investments score positively on Robeco's SDG Framework, and therefore do not cause significant harm.

How have the indicators for adverse impacts on sustainability factors been taken into account?

Mandatory principal adverse impact indicators are considered through Robeco's SDG Framework, either directly or indirectly, when identifying sustainable investments for the Sub-fund. In addition, voluntary environmental and social indicators are taken into account, depending on their relevance for measuring impacts on the SDGs and the availability of data. A detailed description of the incorporation of principal adverse impacts is available via Robeco's Principal Adverse Impact Statement published on the Robeco website (<https://www.robeco.com/files/docm/docu-principal-adverse-impact-statement-summary-entity-level.pdf>). In this statement, Robeco sets out its approach to identifying and prioritizing principal adverse impacts, and how principal adverse impacts are considered as part of Robeco's investment due diligence process and procedures relating to research and analysis, exclusions and restrictions and/or voting and engagement. This description also explains how principal adverse impact indicators are considered by the SDG Framework.

How are the sustainable investments aligned with the OECD Guidelines for Multinational Enterprises and the UN Guiding Principles on Business and Human Rights? Details:

The sustainable investments are aligned with the OECD Guidelines for Multinational Enterprises and the UN Guiding Principles on Business and Human Rights via both Robeco's Exclusion Policy and Robeco's SDG Framework.

Robeco's Exclusion Policy includes an explanation of how Robeco acts in accordance with the International Labor Organization (ILO) standards, United Nations Guiding Principles (UNGPs), United Nations Global Compact (UNGC) Principles and the Organization for Economic Co-operation and Development (OECD) Guidelines for Multinational Enterprises and is guided by these international treaties to assess the behavior of companies. Robeco continuously screens its investments for breaches of these principles. In case of a breach, the company will be excluded or engaged with, and is not considered a sustainable investment.

Robeco's SDG Framework screens for breaches on these principles in the final step of the framework. In this step, Robeco checks whether the company concerned has been involved in any controversies. Involvement in any controversy will result in a negative SDG score for the company, meaning it is not a sustainable investment.

The EU Taxonomy sets out a "do not significant harm" principle by which Taxonomy-aligned investments should not significantly harm EU Taxonomy objectives and is accompanied by specific EU criteria.

The "do no significant harm" principle applies only to those investments underlying the financial product that take into account the EU criteria for environmentally sustainable economic activities. The investments underlying the remaining portion of this financial product do not take into account the EU criteria for environmentally sustainable economic activities.

Any other sustainable investments must also not significantly harm any environmental or social objectives.



Does this financial product consider principal adverse impacts on sustainability factors?

Yes, _____

The Sub-fund considers principal adverse impacts on sustainability factors as referred to in Annex I of the SFDR Delegated Act.

Pre-investment, the following principal adverse impacts on sustainability factors are considered:

- Via the applied normative and activity-based exclusions, the following PAIs are considered:
 - Exposure to companies active in the fossil fuel sector (PAI 4, Table 1)
 - Violations of the UN Global Compact Principles and Organisation for Economic Cooperation and Development (OECD) Guidelines for Multinational Enterprises (PAI 10, Table 1)
 - Activities negatively affecting biodiversity-sensitive areas (PAI 7, Table 1). The consideration of this PAI is currently restricted to applying exclusions to palm oil producing companies and for any breaches to the UNGC, UNGP and OECD Guidelines for Multinational Enterprises in relation to biodiversity.
 - Exposure to controversial weapons (anti-personnel mines, cluster munitions, chemical weapons (PAI 14, Table 1)
- Via the environmental footprint performance targets of the Sub-fund, the following PAIs are considered:
 - Carbon footprint (PAI 2, Table 1)
 - Water and waste indicators (PAI 7-9, Table 1). Robeco will use on water and waste footprint until data quality and coverage of the PAIs will improve.

Post-investment, the following principal adverse impacts on sustainability factors are taken into account:

- Via Robeco's entity engagement program, the following PAIs are considered:
 - All indicators related to Climate and other environment-related indicators (PAI 1-9, Table 1)
 - Violations of the UN Global Compact Principles and Organisation for Economic Cooperation and Development (OECD) Guidelines for Multinational Enterprises (PAI 10, Table 1)

Principal adverse impacts are the most significant negative impacts of investment decisions on sustainability factors relating to environmental, social and employee matters, respect for human rights, anti-corruption and anti-bribery matters.

- In addition, based on a yearly review of Robeco's performance on all mandatory and selected voluntary indicators, holdings of the Sub-fund that cause adverse impact might be selected for engagement.

More information is available via Robeco's Principal Adverse Impact Statement, published on Robeco's website. The Sub-fund will periodically report how it has considered the principal adverse impacts of its investments in the Company's annual report, which will be made available each year on or before 30 April at the Sub-fund page highlighted in final section of this document.

No



The investment strategy guides investment decisions based on factors such as investment objectives and risk tolerance.

What investment strategy does this financial product follow?

Robeco QI Global Momentum Equities is an actively managed fund that invests in stocks in developed and emerging countries across the world. The selection of these stocks is based on a quantitative model as described in the Investment policy strategy paragraph in Appendix I of this Prospectus.

The strategy integrates sustainability indicators on a continuous basis as part of the stock selection process. Amongst others, the Sub-fund applies norms-based and activity-based exclusions, Robeco's good governance policy, Robeco's SDG framework and considers Principal Adverse Impacts in the investment process. More product-specific information can be found on our website and the links provided in the final question of this disclosure.

What are the binding elements of the investment strategy used to select the investments to attain each of the environmental or social characteristics promoted by this financial product?

The Sub-fund has the following binding elements:

1. The Sub-fund's portfolio complies with Robeco's Exclusion Policy (<https://www.robeco.com/files/docm/docu-exclusion-policy.pdf>), that is based on exclusion criteria with regards to products and business practices that Robeco believes are detrimental to society and incompatible with sustainable investment strategies. This means that the Sub-fund has 0% exposure to excluded securities, taking into account a grace period. Information with regards to the effects of the exclusions on the Sub-fund's universe can be found at <https://www.robeco.com/files/docm/docu-exclusion-list.pdf>
2. The Sub-fund's weighted carbon, water and waste footprint score is a better than that of the General Market Index.
3. The Sub-fund scrutinizes investment in companies that are in breach of the ILO standards, UNGPs, UNGC or OECD Guidelines for Multinational Enterprises. If a company in the portfolio breaches one of the international guidelines during the investment period, the company will become part of the Enhanced Engagement program. When engagement is deemed highly unlikely to succeed, the company might be excluded directly.
4. The Sub-fund's weighted average ESG score is better than that of the General Market Index.
5. The Sub-fund's weight in companies with a positive SDG score (1,2,3) is better than that of the General Market Index.

What is the committed minimum rate to reduce the scope of the investments considered prior to the application of that investment strategy?

The Sub-fund does not commit to a minimum rate to reduce the scope of investments prior to the application of the investment strategy.

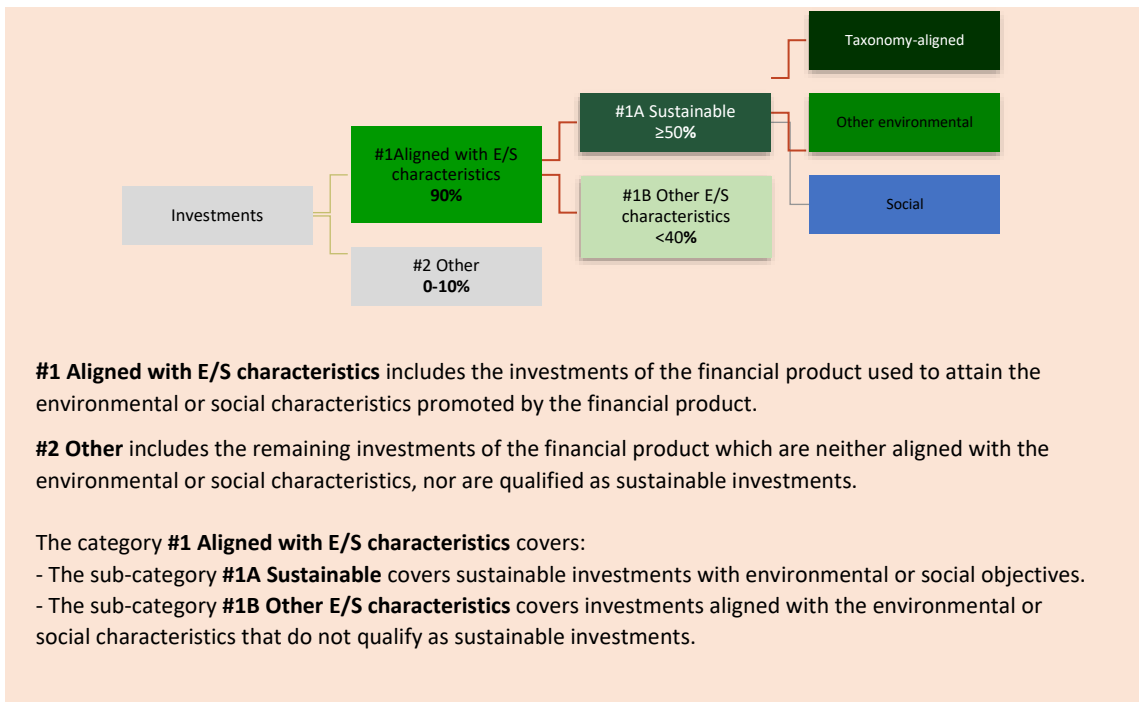
What is the policy to assess good governance practices of the investee companies?

Robeco has a Good Governance policy to assess governance practices of companies. The policy describes how Robeco determines if and when a company does not follow good governance practices and is therefore excluded from the initial investment universe for Article 8 and 9 products. Robeco's Good Governance policy applies to the Sub-fund and tests on a set of governance criteria that reflect widely recognized industry established norms and include topics as employee relations, management structure, tax compliance and remuneration.

The Good Governance test consists of criteria on such topics that are examined for investee companies and further explained in Robeco's Good Governance policy <https://www.robeco.com/files/docm/docu-robeco-good-governance-policy.pdf>. Additionally, the companies that do not pass the good governance test are reflected in the exclusion list that can be accessed here - <https://www.robeco.com/files/docm/docu-exclusion-list.pdf>.

What is the asset allocation planned for this financial product?

At least 90% of the investments are aligned with the E/S characteristics of the Sub-fund. The Sub-fund plans to make a minimum of 50% sustainable investments, measured by positive scores via Robeco's SDG Framework. The investments in the category Other, estimated between 0-10%, are mostly in cash, cash equivalents and derivatives as further described below. The planned asset allocation is monitored continuously, and evaluated on a yearly basis.



How does the use of derivatives attain the environmental or social characteristics promoted by the financial product?

The Sub-fund does not make use of derivatives to attain the environmental or social characteristics promoted by the financial product. The Sub-fund may make use of derivatives for hedging, liquidity management and efficient portfolio management as well as investment purposes. Exchange traded and over-the-counter derivatives are permitted, including but not limited to futures, swaps, options and currency forwards. Whilst the Sub-fund may use derivatives both for investment purposes as well as for hedging and efficient portfolio management, it does not utilize derivatives for such purposes outside the intended share of investments allocated to the 'Other' category.

Good governance practices include sound management structures, employee relations, remuneration of staff and tax compliance.

Asset allocation describes the share of investments in specific assets.

Taxonomy-aligned activities are expressed as a share of:

- **turnover** reflecting the share of revenue from green activities of investee companies
- **capital expenditure** (CapEx) showing the green investments made by investee companies, e.g. for a transition to a green economy.
- **operational expenditure** (OpEx) reflecting green operational activities of investee companies.

In case the Sub-fund uses derivatives, the underlying shall comply with the investment policy. Where relevant, minimum environmental or social safeguards are taken into account as described below.



To what minimum extent are sustainable investments with an environmental objective aligned with the EU Taxonomy?

0%. The Sub-fund does not intend to make Taxonomy-aligned investments. It cannot be excluded that among the Sub-fund's holdings certain investments are Taxonomy aligned. The Sub-fund will report on Taxonomy-aligned investment in the periodic disclosures. In the future, once data-availability in relation to the EU Taxonomy will improve, Robeco might consider setting a target based on turnover or CAPEX. Robeco currently relies on third-party data, including data in relation to companies that do not disclose on the EU Taxonomy alignment of their activities. EU Taxonomy-alignment data is not yet subject to a review by third parties. The Sub-fund only makes investments in equity and therefore it does not have sovereign exposures. The expected level of alignment with and without sovereign bonds is the same.

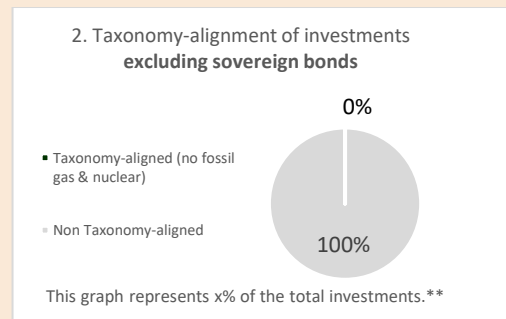
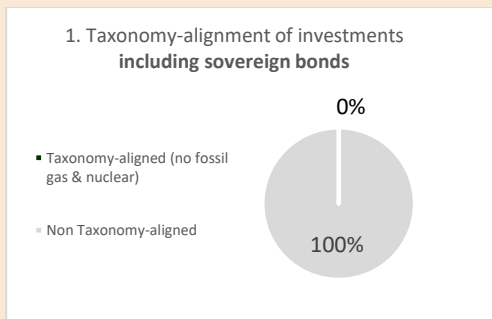
Does the financial product invest in fossil gas and/or nuclear energy related activities that comply with the EU Taxonomy?⁹

Yes

In fossil gas In nuclear energy

No

The two graphs below show in green the minimum percentage of investments that are aligned with the EU Taxonomy. As there is no appropriate methodology to determine the Taxonomy-alignment of sovereign bonds, the first graph shows the Taxonomy alignment in relation to all the investments of the financial product including sovereign bonds, while the second graph shows the Taxonomy alignment only in relation to the investments of the financial product other than sovereign bonds.*



* For the purpose of these graphs, 'sovereign bonds' consist of all sovereign exposures
 ** As the investments are not Taxonomy-aligned, the exclusion of sovereign bonds has no impact on the graph and therefore no such percentage is shown here.

What is the minimum share of investments in transitional and enabling activities?

0%.

To comply with the EU Taxonomy, the criteria for **fossil gas** include limitations on emissions and switching to renewable power or low-carbon fuels by the end of 2035. For **nuclear energy**, the criteria include comprehensive safety and waste management rules.

Enabling activities directly enable other activities to make a substantial contribution to an environmental objective.

Transitional activities are activities for which low-carbon alternatives are not yet available and among others have greenhouse gas emission levels corresponding to the best performance.

⁹ Fossil gas and/or nuclear related activities will only comply with the EU Taxonomy where they contribute to limiting climate change ("climate change mitigation") and do not significantly harm any EU Taxonomy objective - see explanatory note in the left hand margin. The full criteria for fossil gas and nuclear energy economic activities that comply with the EU Taxonomy are laid down in Commission Delegated Regulation (EU) 2022/1214.



What is the minimum share of sustainable investments with an environmental objective that are not aligned with the EU Taxonomy?

The Sub-fund intends to make sustainable investments, measured as positive scores via Robeco's SDG Framework. Among those could be investments with environmental objectives that do not qualify as Taxonomy-aligned. The environmental objectives of the Sub-fund are attained by investing in companies that score positively on SDG 12 (Responsible consumption and production), SDG 13 (Climate action), SDG 14 (Life below water), and SDG 15 (Life on land) in Robeco's SDG Framework. While the sum of sustainable investments with an environmental objective and socially sustainable investments always adds up to the Sub-fund's minimum proportion of 50% sustainable investments, we do not commit to a minimum share of sustainable investments with an environmental objective because the Sub-fund's investment strategy does not have a specific environmental investment objective. Therefore, the minimum share of sustainable investments with an environmental objective is 0%.



What is the minimum share of socially sustainable investments?

The Sub-fund intends to make sustainable investments, measured as positive scores via Robeco's SDG Framework. Among those could be investments with social objectives. The social objectives of the Sub-fund are attained by investing in companies that score positively on SDG 1 (No poverty), SDG 2 (Zero hunger), SDG 3 (Good health and well-being), SDG 4 (Quality education), SDG 5 (Gender equality), SDG 6 (Clear water and sanitation), SDG 7 (Affordable and clean energy), SDG 8 (Decent work and economic growth), SDG 9 (Industry, innovation and infrastructure), SDG 10 (Reduced inequalities), SDG 11 (Sustainable cities and communities), SDG 16 (Peace, justice and strong institutions) and SDG 17 (Partnerships for the goals), in Robeco's SDG Framework. While the sum of socially sustainable investments and sustainable investments with an environmental objective always adds up to the Sub-fund's minimum proportion of sustainable investments, we do not commit to a minimum share of socially sustainable investments because the Sub-fund's investment strategy does not have a specific socially sustainable investment objective. Therefore, the minimum share of socially sustainable investments is 0%.



What investments are included under "#2 Other", what is their purpose and are there any minimum environmental or social safeguards?

The type of instruments included under "#2 Other" and their purpose are outlined in Annex I of this Prospectus under the header 'Financial instruments and investment restrictions'. They include cash, cash equivalents, as well as investment funds and eligible asset classes (other than bonds and equities) that do not specifically promote E/S characteristics. As indicated above, the Sub-fund does not make use of derivatives to attain the environmental or social characteristics promoted. The Sub-fund may make use of derivatives, which thus always fall under the category "#2 Other", for hedging, liquidity management and efficient portfolio management as well as investment purposes. Exchange traded and over-the-counter derivatives are permitted, including but not limited to futures, swaps, options and currency forwards. In case the Sub-fund uses derivatives, the underlying shall comply with the investment policy. Where relevant, minimum environmental or social safeguards are taken into account, by, for example, applying Robeco's Exclusion Policy for any single security derivative.



Is a specific index designated as a reference benchmark to determine whether this financial product is aligned with the environmental and/or social characteristics that it promotes?

Not applicable.

are sustainable investments with an environmental objective that **do not take into account the criteria** for environmentally sustainable economic activities under the EU Taxonomy.

Reference benchmarks are indexes to measure whether the financial

product attains the environmental or social characteristics that they promote.



Where can I find more product specific information online?

More product-specific information can be found on the website:

<https://www.robeco.com/en-int/products/funds/>

- Robeco's PAI Statement can be accessed via the following link:
<https://www.robeco.com/files/docm/docu-principal-adverse-impact-statement-summary-entity-level.pdf>
- Robeco's Good Governance test can be accessed via the following link:
<https://www.robeco.com/files/docm/docu-robeco-good-governance-policy.pdf>
- Robeco's SDG framework
<https://www.robeco.com/docm/docu-robeco-explanation-sdg-framework.pdf>
- Robeco's sustainability risk policy
<https://www.robeco.com/files/docm/docu-robeco-sustainability-risk-policy.pdf>

h) Robeco QI Global Developed Sustainable Enhanced Index Equities

Pre-contractual disclosure for the financial products referred to in Article 8, paragraphs 1, 2 and 2a, of Regulation (EU) 2019/2088 and Article 6, first paragraph, of Regulation (EU) 2020/852

Product name: Robeco QI Global Developed Sustainable Enhanced Index Equities

Legal entity identifier: 213800XPIJOYMY8KOZ42

Environmental and/or social characteristics

Does this financial product have a sustainable investment objective?

Yes

No

It will make a minimum of **sustainable investments with an environmental objective: ___%**

- in economic activities that qualify as environmentally sustainable under the EU Taxonomy
- in economic activities that do not qualify as environmentally sustainable under the EU Taxonomy

It will make a minimum of **sustainable investments with a social objective: ___%**

It promotes Environmental/Social (E/S) characteristics and while it does not have as its objective a sustainable investment, it will have a minimum proportion of 60% of sustainable investments

- with an environmental objective in economic activities that qualify as environmentally sustainable under the EU Taxonomy
- with an environmental objective in economic activities that do not qualify as environmentally sustainable under the EU Taxonomy
- with a social objective

It promotes E/S characteristics, but **will not make any sustainable investments**

Sustainable investment means an investment in an economic activity that contributes to an environmental or social objective, provided that the investment does not significantly harm any environmental or social objective and that the investee companies follow good governance practices.

The **EU Taxonomy** is a classification system laid down in Regulation (EU) 2020/852, establishing a list of **environmentally sustainable economic activities**. That Regulation does not include a list of socially sustainable economic activities. Sustainable investments with an environmental objective might be aligned with the Taxonomy or not.



Sustainability indicators measure how the environmental or social characteristics promoted by the financial product are attained.

What environmental and/or social characteristics are promoted by this financial product?

The Sub-fund has the following E/S characteristics:

1. The Sub-fund promotes good governance and sustainable corporate practices through proxy voting, which contributes to long-term shareholder value creation. This includes taking an active stance on social and environmental topics through Robeco's proxy voting policy.
2. The Sub-fund promotes having a substantially lower environmental footprint than the general market index referred to in Appendix VI – Benchmarks (the "General Market Index").
3. The Sub-fund promotes certain minimum environmental and social safeguards through applying exclusion criteria with regards to products and business practices that Robeco believes are detrimental to society and incompatible with sustainable investment strategies, such as exposure to controversial behaviour, controversial weapons, and fossil fuels.
4. The Sub-fund promotes adherence to and conducting business activities in accordance with the United Nations Universal Declaration of Human Rights, the International Labor Organization's (ILO) labor standards, the United Nations Guiding Principles for Business and Human Rights (UNGPs), the United Nations Global Compact (UNGC) and the OECD Guidelines for Multinational Enterprises.
5. The Sub-fund promotes investment in a portfolio that avoid significant harm to the Sustainable Development Goals (SDGs).
6. The Sub-fund has a substantially better weighted average ESG score than the General Market Index.
7. The Sub-fund promotes having a substantially larger share of companies with a positive SDG score (1,2,3) in the portfolio than the General Market Index.

There is no reference benchmark designated for the purpose of attaining the environmental or social characteristics promoted by the Sub-fund.

What sustainability indicators are used to measure the attainment of each of the environmental or social characteristics promoted by this financial product?

The Sub-fund has the following sustainability indicators:

1. The number of holdings and agenda items voted.
2. The Sub-fund's weighted carbon, water and waste footprint score compared to the General Market Index.
3. The % of investments in securities that are on Robeco's Exclusion list as result of the application of Robeco's Exclusion Policy.
4. The % of holdings that are in violation of the ILO standards, UNGPs, UNGC or OECD Guidelines for Multinational Enterprises.
5. The proportion of companies that hold a high or medium negative SDG score (-3 or -2) based on the internally developed SDG Framework.
6. The Sub-fund's weighted average ESG score compared to the General Market Index.
7. The Sub-fund's weight in companies with a positive SDG score (1,2,3) compared to the General Market Index weight in companies with a positive SDG score (1,2,3).

What are the objectives of the sustainable investments that the financial product partially intends to make and how does the sustainable investment contribute to such objectives?

The sustainable investments aim to contribute to the UN Sustainable Development Goals ("SDGs"), that have both social and environmental objectives. These are 17 goals that are globally recognised and include environmental goals such as climate action, clean water, life on land and water and social goals such as zero hunger, gender equality, education, etc. Robeco has developed a proprietary framework based on the UN SDGs through which an issuer's contribution to such SDGs is determined through a 3-step process. This process starts with a sector baseline on which a company's products are analysed to examine contribution to the society and environment. Further, the operational processes involved in

creating such products is checked along with any controversies/litigation claims and remediation actions taken which are perused before a final SDG score is determined. The final score ranges between high negative (-3) to high positive (+3) and only those issuers which achieve positive SDG scores (+1,+2 and +3) are regarded as Sustainable Investments.

● ***How do the sustainable investments that the financial product partially intends to make, not cause significant harm to any environmental or social sustainable investment objective?***

The sustainable investments do no significant harm to any environmental or social sustainable investment objective by considering a principal adverse impact and aligning with the OECD Guidelines for Multinational Enterprises and the UN Guiding Principles on Business and Human Rights. In addition, sustainable investments score positively on Robeco's SDG Framework, and therefore do not cause significant harm.

How have the indicators for adverse impacts on sustainability factors been taken into account?

Mandatory principal adverse impact indicators are considered through Robeco's SDG Framework, either directly or indirectly, when identifying sustainable investments for the Sub-fund. In addition, voluntary environmental and social indicators are taken into account, depending on their relevance for measuring impacts on the SDGs and the availability of data. A detailed description of the incorporation of principal adverse impacts is available via Robeco's Principal Adverse Impact Statement published on the Robeco website (<https://www.robeco.com/files/docm/docu-principal-adverse-impact-statement-summary-entity-level.pdf>). In this statement, Robeco sets out its approach to identifying and prioritizing principal adverse impacts, and how principal adverse impacts are considered as part of Robeco's investment due diligence process and procedures relating to research and analysis, exclusions and restrictions and/or voting and engagement. This description also explains how principal adverse impact indicators are considered by the SDG Framework.

How are the sustainable investments aligned with the OECD Guidelines for Multinational Enterprises and the UN Guiding Principles on Business and Human Rights? Details:

The sustainable investments are aligned with the OECD Guidelines for Multinational Enterprises and the UN Guiding Principles on Business and Human Rights via both Robeco's Exclusion Policy and Robeco's SDG Framework.

Robeco's Exclusion Policy includes an explanation of how Robeco acts in accordance with the International Labor Organization (ILO) standards, United Nations Guiding Principles (UNGPs), United Nations Global Compact (UNGC) Principles and the Organization for Economic Co-operation and Development (OECD) Guidelines for Multinational Enterprises and is guided by these international treaties to assess the behavior of companies. Robeco continuously screens its investments for breaches of these principles. In case of a breach, the company will be excluded or engaged with, and is not considered a sustainable investment.

Robeco's SDG Framework screens for breaches on these principles in the final step of the framework. In this step, Robeco checks whether the company concerned has been involved in any controversies. Involvement in any controversy will result in a negative SDG score for the company, meaning it is not a sustainable investment.

The EU Taxonomy sets out a "do not significant harm" principle by which Taxonomy-aligned investments should not significantly harm EU Taxonomy objectives and is accompanied by specific EU criteria.

The "do no significant harm" principle applies only to those investments underlying the financial product that take into account the EU criteria for environmentally sustainable economic activities. The investments underlying the remaining portion of this financial product do not take into account the EU criteria for environmentally sustainable economic activities.

Any other sustainable investments must also not significantly harm any environmental or social objectives.



Does this financial product consider principal adverse impacts on sustainability factors?

Yes, _____

Pre-investment, the following principal adverse impacts on sustainability factors are considered:

- Via the applied normative and activity-based exclusions, the following PAIs are considered:
 - Exposure to companies active in the fossil fuel sector (PAI 4, Table 1)
 - Violations of the UN Global Compact Principles and Organisation for Economic Cooperation and Development (OECD) Guidelines for Multinational Enterprises (PAI 10, Table 1)
 - Activities negatively affecting biodiversity-sensitive areas (PAI 7, Table 1). The consideration of this PAI is currently restricted to applying exclusions to palm oil producing companies and for any breaches to the UNGC, UNGP and OECD Guidelines for Multinational Enterprises in relation to biodiversity.
 - Exposure to controversial weapons (anti-personnel mines, cluster munitions, chemical weapons (PAI 14, Table 1)
- Via the environmental footprint performance targets of the Sub-fund, the following PAIs are considered:
 - Carbon footprint (PAI 2, Table 1)
 - Water and waste indicators (PAI 7-9, Table 1). Robeco will use on water and waste footprint until data quality and coverage of the PAIs will improve.

Post-investment, the following principal adverse impacts on sustainability factors are taken into account:

- Via the application of the voting policy, the following PAIs are considered:
 - All indicators related to GHG emissions (PAI 1-6, Table 1)
 - Indicators related to social and employee matters (PAI 10-13, Table 1; PAI 5-8, Table 3)
- Via Robeco's entity engagement program, the following PAIs are considered:
 - All indicators related to Climate and other environment-related indicators (PAI 1-9, Table 1)

Principal adverse impacts are the most significant negative impacts of investment decisions on sustainability factors relating to environmental, social and employee matters, respect for human rights, anti-corruption and anti-bribery matters.

- Violations of the UN Global Compact Principles and Organisation for Economic Cooperation and Development (OECD) Guidelines for Multinational Enterprises (PAI 10, Table 1)
- In addition, based on a yearly review of Robeco's performance on all mandatory and selected voluntary indicators, holdings of the Sub-fund that cause adverse impact might be selected for engagement.

More information is available via Robeco's Principal Adverse Impact Statement, published on Robeco's website. The Sub-fund will periodically report how it has considered the principal adverse impacts of its investments in the Company's annual report, which will be made available each year on or before 30 April at the Sub-fund page highlighted in final section of this document.

No



What investment strategy does this financial product follow?

Robeco QI Global Developed Sustainable Enhanced Index Equities is an actively managed fund that invests in stocks of companies in developed markets. The selection of these stocks is based on a quantitative model as described in the Investment policy strategy paragraph in Appendix I of this Prospectus. The strategy integrates sustainability indicators on a continuous basis as part of the stock selection process. Amongst others, the Sub-fund applies norms-based and activity-based exclusions, Robeco's good governance policy, Robeco's SDG framework and considers Principal Adverse Impacts in the investment process. More product-specific information can be found on our website and the links provided in the final question of this disclosure.

The investment strategy guides investment decisions based on factors such as investment objectives and risk tolerance.

What are the binding elements of the investment strategy used to select the investments to attain each of the environmental or social characteristics promoted by this financial product?

The Sub-fund has the following binding elements:

1. All equity holdings have a granted right to vote and Robeco exerts that right by voting according to Robeco's Proxy Voting Policy, unless impediments occur (e.g. share blocking or when not considered cost efficient). Robeco's Proxy Voting Policy can be found at <https://www.robeco.com/files/docm/docu-robeco-stewardship-policy.pdf>.
2. The Sub-fund's weighted water and waste footprint score is at least 20% better than that of the General Market Index. The Sub-fund's weighted carbon footprint score is at least 30% better than that of the General Market Index.
3. The Sub-fund's portfolio complies with Robeco's Exclusion Policy (<https://www.robeco.com/files/docm/docu-exclusion-policy.pdf>), that is based on exclusion criteria with regards to products and business practices that Robeco believes are detrimental to society and incompatible with sustainable investment strategies. This means that the Sub-fund has 0% exposure to excluded securities, taking into account a grace period. Information with regards to the effects of the exclusions on the Sub-fund's universe can be found at <https://www.robeco.com/files/docm/docu-exclusion-list.pdf>.
4. The Sub-fund avoids investment in companies that are in breach of the ILO standards, UNGPs, UNGC or OECD Guidelines for Multinational Enterprises. Companies that breach the international norms will be excluded from the investment universe.
5. The Sub-fund excludes all high or medium negative SDG scores (-3 or -2) based on the internally developed SDG Framework.
6. The Sub-fund's weighted average ESG score is at least 10% better than that of the General Market Index.
7. The Sub-fund's weight in companies with a positive SDG score (1,2,3) is at least 10% better than that of the General Market Index, measured as a ratio.

● **What is the committed minimum rate to reduce the scope of the investments considered prior to the application of that investment strategy?**

The Sub-fund does not commit to a minimum rate to reduce the scope of investments prior to the application of the investment strategy.

● **What is the policy to assess good governance practices of the investee companies?**

Robeco has a Good Governance policy to assess governance practices of companies. The policy describes how Robeco determines if and when a company does not follow good governance practices and is therefore excluded from the initial investment universe for Article 8 and 9 products. Robeco's Good Governance policy applies to the Sub-fund and tests on a set of governance criteria that reflect widely recognized industry established norms and include topics as employee relations, management structure, tax compliance and remuneration.

The Good Governance test consists of criteria on such topics that are examined for investee companies and further explained in Robeco's Good Governance policy <https://www.robeco.com/files/docm/docu-robeco-good-governance-policy.pdf>. Additionally, the companies that do not pass the good governance test are reflected in the exclusion list that can be accessed here - <https://www.robeco.com/files/docm/docu-exclusion-list.pdf>.

Good governance practices include sound management structures, employee relations, remuneration of staff and tax compliance.

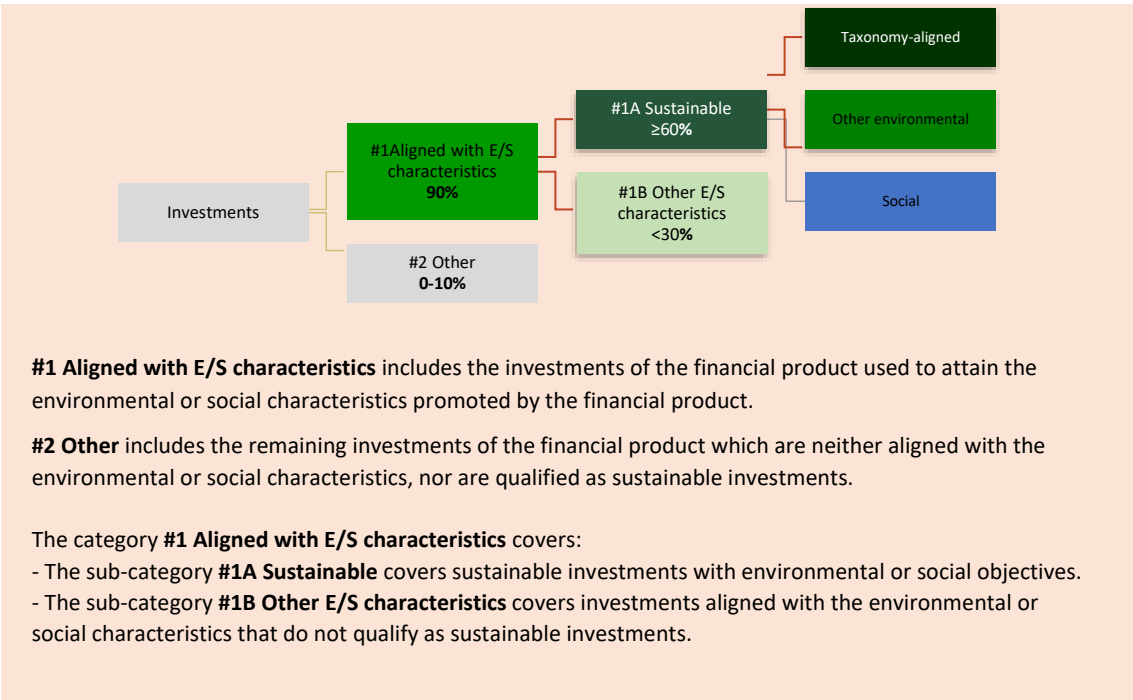


What is the asset allocation planned for this financial product?

At least 90% of the investments are aligned with the E/S characteristics of the Sub-fund. The Sub-fund plans to make a minimum of 60% sustainable investments, measured by positive scores via Robeco's SDG Framework. The investments in the category Other, estimated between 0-10%, are mostly in cash, cash equivalents and derivatives as further described below. The planned asset allocation is monitored continuously, and evaluated on a yearly basis.

Asset allocation describes the share of investments in specific assets. Taxonomy-aligned activities are expressed as a share of:

- **turnover** reflecting the share of revenue from green activities of investee companies
- **capital expenditure** (CapEx) showing the green investments made by investee companies, e.g. for a transition to a green economy.
- **operational expenditure** (OpEx) reflecting green



operational activities of investee companies.

How does the use of derivatives attain the environmental or social characteristics promoted by the financial product?

The Sub-fund does not make use of derivatives to attain the environmental or social characteristics promoted by the financial product. The Sub-fund may make use of derivatives for hedging, liquidity management and efficient portfolio management as well as investment purposes. Exchange traded and over-the-counter derivatives are permitted, including but not limited to futures, swaps, options and currency forwards. Whilst the Sub-fund may use derivatives both for investment purposes as well as for hedging and efficient portfolio management, it does not utilize derivatives for such purposes outside the intended share of investments allocated to the 'Other' category.

In case the Sub-fund uses derivatives, the underlying shall comply with the investment policy. Where relevant, minimum environmental or social safeguards are taken into account as described below.



To what minimum extent are sustainable investments with an environmental objective aligned with the EU Taxonomy?

0%. The Sub-fund does not intend to make Taxonomy-aligned investments. It cannot be excluded that among the Sub-fund's holdings certain investments are Taxonomy aligned. The Sub-fund will report on Taxonomy-aligned investment in the periodic disclosures. In the future, once data-availability in relation to the EU Taxonomy will improve, Robeco might consider setting a target based on turnover or CAPEX. Robeco currently relies on third-party data, including data in relation to companies that do not disclose on the EU Taxonomy alignment of their activities. EU Taxonomy-alignment data is not yet subject to a review by third parties. The Sub-fund only makes investments in equity and therefore it does not have sovereign exposures. The expected level of alignment with and without sovereign bonds is the same.

To comply with the EU Taxonomy, the criteria for **fossil gas** include limitations on emissions and switching to renewable power or low-carbon fuels

Does the financial product invest in fossil gas and/or nuclear energy related activities that comply with the EU Taxonomy?¹⁰

Yes

In fossil gas In nuclear energy

No

¹⁰ Fossil gas and/or nuclear related activities will only comply with the EU Taxonomy where they contribute to limiting climate change ("climate change mitigation") and do not significantly harm any EU Taxonomy objective - see explanatory note in the left hand margin. The full criteria for fossil gas and nuclear energy economic activities that comply with the EU Taxonomy are laid down in Commission Delegated Regulation (EU) 2022/1214.

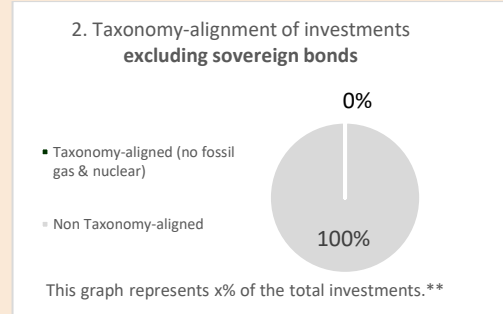
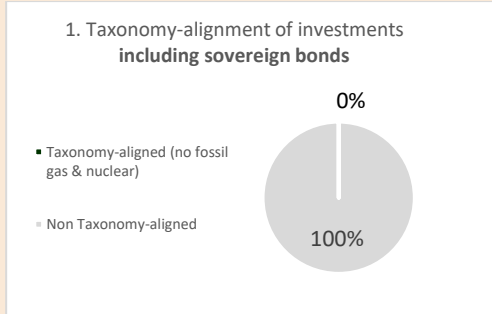
by the end of 2035. For nuclear energy, the criteria include comprehensive safety and waste management rules.

Enabling activities directly enable other activities to make a substantial contribution to an environmental objective.

Transitional activities are activities for which low-carbon alternatives are not yet available and among others have greenhouse gas emission levels corresponding to the best performance.

 are sustainable investments with an environmental objective that **do not take into account the criteria** for environmentally sustainable economic activities under the EU Taxonomy.

The two graphs below show in green the minimum percentage of investments that are aligned with the EU Taxonomy. As there is no appropriate methodology to determine the Taxonomy-alignment of sovereign bonds*, the first graph shows the Taxonomy alignment in relation to all the investments of the financial product including sovereign bonds, while the second graph shows the Taxonomy alignment only in relation to the investments of the financial product other than sovereign bonds.



* For the purpose of these graphs, 'sovereign bonds' consist of all sovereign exposures

** As the investments are not Taxonomy-aligned, the exclusion of sovereign bonds has no impact on the graph and therefore no such percentage is shown here.

What is the minimum share of investments in transitional and enabling activities?

0%.



What is the minimum share of sustainable investments with an environmental objective that are not aligned with the EU Taxonomy?

The Sub-fund intends to make sustainable investments, measured as positive scores via Robeco's SDG Framework. Among those could be investments with environmental objectives that do not qualify as Taxonomy-aligned. The environmental objectives of the Sub-fund are attained by investing in companies that score positively on SDG 12 (Responsible consumption and production), SDG 13 (Climate action), SDG 14 (Life below water), and SDG 15 (Life on land) in Robeco's SDG Framework. While the sum of sustainable investments with an environmental objective and socially sustainable investments always adds up to the Sub-fund's minimum proportion of 60% sustainable investments, we do not commit to a minimum share of sustainable investments with an environmental objective because the Sub-fund's investment strategy does not have a specific environmental investment objective. Therefore, the minimum share of sustainable investments with an environmental objective is 0%.



What is the minimum share of socially sustainable investments?

The Sub-fund intends to make sustainable investments, measured as positive scores via Robeco's SDG Framework. Among those could be investments with social objectives. The social objectives of the Sub-fund are attained by investing in companies that score positively on SDG 1 (No poverty), SDG 2 (Zero hunger), SDG 3 (Good health and well-being), SDG 4 (Quality education), SDG 5 (Gender equality), SDG 6 (Clear water and sanitation), SDG 7 (Affordable and clean energy), SDG 8 (Decent work and economic growth), SDG 9 (Industry, innovation and infrastructure), SDG 10 (Reduced inequalities), SDG 11 (Sustainable cities and communities), SDG 16 (Peace, justice and strong institutions) and SDG 17 (Partnerships for the goals), in Robeco's SDG Framework. While the sum of socially sustainable investments and sustainable investments with an environmental objective always adds up to the Sub-fund's minimum proportion of sustainable investments, we do not commit to a minimum share of socially sustainable investments because the Sub-fund's investment strategy does not have a specific socially sustainable investment objective. Therefore, the minimum share of socially sustainable investments is 0%.



What investments are included under "#2 Other", what is their purpose and are there any minimum environmental or social safeguards?

The type of instruments included under "#2 Other" and their purpose are outlined in Annex I of this Prospectus under the header 'Financial instruments and investment restrictions'. They include cash, cash equivalents, as well as investment funds and eligible asset classes (other than bonds and equities) that do not specifically promote E/S characteristics. As indicated above, the Sub-fund does not make use of derivatives to attain the environmental or social characteristics promoted. The Sub-fund may make use of derivatives, which thus always fall under the category "#2 Other", for hedging, liquidity management and efficient portfolio management as well as investment purposes. Exchange traded and over-the-counter derivatives are permitted, including but not limited to futures, swaps, options and currency forwards. In case the Sub-fund uses derivatives, the underlying shall comply with the investment policy. Where relevant, minimum environmental or social safeguards are taken into account, by, for example, applying Robeco's Exclusion Policy for any single security derivative.



Is a specific index designated as a reference benchmark to determine whether this financial product is aligned with the environmental and/or social characteristics that it promotes?

Not applicable.

Reference benchmarks are indexes to measure whether the financial product attains the environmental or social characteristics that they promote.



Where can I find more product specific information online?

More product-specific information can be found on the website:

<https://www.robeco.com/en-int/products/funds/>

- Robeco's PAI Statement can be accessed via the following link:
<https://www.robeco.com/files/docm/docu-principal-adverse-impact-statement-summary-entity-level.pdf>
- Robeco's Good Governance test can be accessed via the following link:
<https://www.robeco.com/files/docm/docu-robeco-good-governance-policy.pdf>
- Robeco's SDG framework
<https://www.robeco.com/docm/docu-robeco-explanation-sdg-framework.pdf>
- Robeco's sustainability risk policy
<https://www.robeco.com/files/docm/docu-robeco-sustainability-risk-policy.pdf>

i) Robeco QI Emerging Markets Enhanced Index Equities

Pre-contractual disclosure for the financial products referred to in Article 8, paragraphs 1, 2 and 2a, of Regulation (EU) 2019/2088 and Article 6, first paragraph, of Regulation (EU) 2020/852

Product name: Robeco QI Emerging Markets Enhanced Index Equities

Legal entity identifier: 213800STP25QHMJ2GM65

Environmental and/or social characteristics

Does this financial product have a sustainable investment objective?

Yes

No

It will make a minimum of **sustainable investments with an environmental objective: ___%**

in economic activities that qualify as environmentally sustainable under the EU Taxonomy

in economic activities that do not qualify as environmentally sustainable under the EU Taxonomy

It will make a minimum of **sustainable investments with a social objective: ___%**

It **promotes Environmental/Social (E/S) characteristics** and while it does not have as its objective a sustainable investment, it will have a minimum proportion of 40% of sustainable investments

with an environmental objective in economic activities that qualify as environmentally sustainable under the EU Taxonomy

with an environmental objective in economic activities that do not qualify as environmentally sustainable under the EU Taxonomy

with a social objective

It promotes E/S characteristics, but **will not make any sustainable investments**

Sustainable investment means an investment in an economic activity that contributes to an environmental or social objective, provided that the investment does not significantly harm any environmental or social objective and that the investee companies follow good governance practices.

The **EU Taxonomy** is a classification system laid down in Regulation (EU) 2020/852, establishing a list of **environmentally sustainable economic activities**. That Regulation does not include a list of socially sustainable economic activities. Sustainable investments with an environmental objective might be aligned with the Taxonomy or not.



Sustainability indicators measure how the environmental or social characteristics promoted by the financial product are attained.

What environmental and/or social characteristics are promoted by this financial product?

The Sub-fund has the following E/S characteristics:

1. The Sub-fund promotes good governance and sustainable corporate practices through proxy voting, which contributes to long-term shareholder value creation. This includes taking an active stance on social and environmental topics through Robeco's proxy voting policy.
2. The Sub-fund promotes certain minimum environmental and social safeguards through applying exclusion criteria with regards to products and business practices that Robeco believes are detrimental to society and incompatible with sustainable investment strategies, such as exposure to controversial behaviour, controversial weapons, and fossil fuels.
3. The Sub-fund promotes having a lower environmental footprint than the general market index referred to in Appendix VI – Benchmarks (the "General Market Index"), through reduction in carbon, water and waste footprints.
4. The Sub-fund promotes adherence to and conducting business activities in accordance with the United Nations Universal Declaration of Human Rights, the International Labor Organization's (ILO) labor standards, the United Nations Guiding Principles for Business and Human Rights (UNGPs), the United Nations Global Compact (UNGC) and the OECD Guidelines for Multinational Enterprises, by scrutinizing companies that violate these principles.
5. The Sub-fund promotes having a weighted average ESG score that is better than that of the General Market Index.
6. The Sub-fund promotes having a larger share of companies with a positive SDG score (1,2,3) in the portfolio than the General Market Index.

There is no reference benchmark designated for the purpose of attaining the environmental or social characteristics promoted by the Sub-fund.

What sustainability indicators are used to measure the attainment of each of the environmental or social characteristics promoted by this financial product?

The Sub-fund has the following sustainability indicators:

1. The number of holdings and agenda items voted.
2. The % of investments in securities that are on Robeco's Exclusion list as result of the application of Robeco's Exclusion Policy.
3. The Sub-fund's weighted carbon, water and waste footprint score compared to the General Market Index.
4. The number of companies that are in violation of the ILO standards, UNGPs, UNGC or OECD Guidelines for Multinational Enterprises and hence are a part of the Enhanced Engagement program.
5. The Sub-fund's weighted average ESG score compared to the General Market Index.
6. The Sub-fund's weight in companies with a positive SDG score (1,2,3) compared to the General Market Index weight in companies with a positive SDG score (1,2,3).

What are the objectives of the sustainable investments that the financial product partially intends to make and how does the sustainable investment contribute to such objectives?

The sustainable investments aim to contribute to the UN Sustainable Development Goals ("SDGs"), that have both social and environmental objectives. These are 17 goals that are globally recognised and include environmental goals such as climate action, clean water, life on land and water and social goals such as zero hunger, gender equality, education, etc. Robeco has developed a proprietary framework based on the UN SDGs through which an issuer's contribution to such SDGs is determined through a 3-step process. This process starts with a sector baseline on which a company's products are analysed to examine contribution to the society and environment. Further, the operational processes involved in creating such products is checked along with any controversies/litigation claims and remediation actions

taken which are perused before a final SDG score is determined. The final score ranges between high negative (-3) to high positive (+3) and only those issuers which achieve positive SDG scores (+1, +2 and +3) are regarded as Sustainable Investments.

● ***How do the sustainable investments that the financial product partially intends to make, not cause significant harm to any environmental or social sustainable investment objective?***

The sustainable investments do no significant harm to any environmental or social sustainable investment objective by considering a principal adverse impact and aligning with the OECD Guidelines for Multinational Enterprises and the UN Guiding Principles on Business and Human Rights. In addition, sustainable investments score positively on Robeco's SDG Framework, and therefore do not cause significant harm.

How have the indicators for adverse impacts on sustainability factors been taken into account?

Mandatory principal adverse impact indicators are considered through Robeco's SDG Framework, either directly or indirectly, when identifying sustainable investments for the Sub-fund. In addition, voluntary environmental and social indicators are taken into account, depending on their relevance for measuring impacts on the SDGs and the availability of data. A detailed description of the incorporation of principal adverse impacts is available via Robeco's Principal Adverse Impact Statement published on the Robeco website (<https://www.robeco.com/files/docm/docu-principal-adverse-impact-statement-summary-entity-level.pdf>). In this statement, Robeco sets out its approach to identifying and prioritizing principal adverse impacts, and how principal adverse impacts are considered as part of Robeco's investment due diligence process and procedures relating to research and analysis, exclusions and restrictions and/or voting and engagement. This description also explains how principal adverse impact indicators are considered by the SDG Framework.

How are the sustainable investments aligned with the OECD Guidelines for Multinational Enterprises and the UN Guiding Principles on Business and Human Rights? Details:

The sustainable investments are aligned with the OECD Guidelines for Multinational Enterprises and the UN Guiding Principles on Business and Human Rights via both Robeco's Exclusion Policy and Robeco's SDG Framework.

Robeco's Exclusion Policy includes an explanation of how Robeco acts in accordance with the International Labor Organization (ILO) standards, United Nations Guiding Principles (UNGPs), United Nations Global Compact (UNGC) Principles and the Organization for Economic Co-operation and Development (OECD) Guidelines for Multinational Enterprises and is guided by these international treaties to assess the behavior of companies. Robeco continuously screens its investments for breaches of these principles. In case of a breach, the company will be excluded or engaged with, and is not considered a sustainable investment.

Robeco's SDG Framework screens for breaches on these principles in the final step of the framework. In this step, Robeco checks whether the company concerned has been involved in any controversies. Involvement in any controversy will result in a negative SDG score for the company, meaning it is not a sustainable investment.

The EU Taxonomy sets out a "do not significant harm" principle by which Taxonomy-aligned investments should not significantly harm EU Taxonomy objectives and is accompanied by specific EU criteria.

The "do no significant harm" principle applies only to those investments underlying the financial product that take into account the EU criteria for environmentally sustainable economic activities. The investments underlying the remaining portion of this financial product do not take into account the EU criteria for environmentally sustainable economic activities.

Any other sustainable investments must also not significantly harm any environmental or social objectives.



Does this financial product consider principal adverse impacts on sustainability factors?

Yes, _____

The Sub-fund considers principal adverse impacts on sustainability factors as referred to in Annex I of the SFDR Delegated Act.

Pre-investment, the following principal adverse impacts on sustainability factors are considered:

- Via the applied normative and activity-based exclusions, the following PAIs are considered:
 - Exposure to companies active in the fossil fuel sector (PAI 4, Table 1)
 - Violations of the UN Global Compact Principles and Organisation for Economic Cooperation and Development (OECD) Guidelines for Multinational Enterprises (PAI 10, Table 1)
 - Activities negatively affecting biodiversity-sensitive areas (PAI 7, Table 1). The consideration of this PAI is currently restricted to applying exclusions to palm oil producing companies and for any breaches to the UNGC, UNGP and OECD Guidelines for Multinational Enterprises in relation to biodiversity.
 - Exposure to controversial weapons (anti-personnel mines, cluster munitions, chemical weapons (PAI 14, Table 1)
- Via the environmental footprint performance targets of the Sub-fund, the following PAIs are considered:
 - Carbon footprint (PAI 2, Table 1)
 - Water and waste indicators (PAI 7-9, Table 1). Robeco will use on water and waste footprint until data quality and coverage of the PAIs will improve.

Post-investment, the following principal adverse impacts on sustainability factors are taken into account:

- Via the application of the voting policy, the following PAIs are considered:
 - All indicators related to GHG emissions (PAI 1-6, Table 1)
 - Indicators related to social and employee matters (PAI 10-13, Table 1; PAI 5-8, Table 3)
- Via Robeco's entity engagement program, the following PAIs are considered:

Principal adverse impacts are the most significant negative impacts of investment decisions on sustainability factors relating to environmental, social and employee matters, respect for human rights, anti-corruption and anti-bribery matters.

- All indicators related to Climate and other environment-related indicators (PAI 1-9, Table 1)
- Violations of the UN Global Compact Principles and Organisation for Economic Cooperation and Development (OECD) Guidelines for Multinational Enterprises (PAI 10, Table 1)
- In addition, based on a yearly review of Robeco's performance on all mandatory and selected voluntary indicators, holdings of the Sub-fund that cause adverse impact might be selected for engagement.

More information is available via Robeco's Principal Adverse Impact Statement, published on Robeco's website. The Sub-fund will periodically report how it has considered the principal adverse impacts of its investments in the Company's annual report, which will be made available each year on or before 30 April at the Sub-fund page highlighted in final section of this document.

No



What investment strategy does this financial product follow?

Robeco QI Emerging Markets Enhanced Index Equities is an actively managed fund that invests in stocks of companies in emerging markets. The selection of these stocks is based on a quantitative model as described in the Investment policy strategy paragraph in Appendix I of this Prospectus. Conservative refers to the focus on equities that show a lower expected volatility than average global equity.

The strategy integrates sustainability indicators on a continuous basis as part of the stock selection process. Amongst others, the Sub-fund applies norms-based and activity-based exclusions, Robeco's good governance policy, Robeco's SDG framework and considers Principal Adverse Impacts in the investment process. More product-specific information can be found on our website and the links provided in the final question of this disclosure.

What are the binding elements of the investment strategy used to select the investments to attain each of the environmental or social characteristics promoted by this financial product?

The Sub-fund has the following binding elements:

1. All equity holdings have a granted right to vote and Robeco exerts that right by voting according to Robeco's Proxy Voting Policy, unless impediments occur (e.g. share blocking or when not considered cost efficient). Robeco's Proxy Voting Policy can be found at <https://www.robeco.com/files/docm/docu-robeco-stewardship-policy.pdf>.
2. The Sub-fund's portfolio complies with Robeco's Exclusion Policy (<https://www.robeco.com/files/docm/docu-exclusion-policy.pdf>), that is based on exclusion criteria with regards to products and business practices that Robeco believes are detrimental to society and incompatible with sustainable investment strategies. This means that the Sub-fund has 0% exposure to excluded securities, taking into account a grace period. Information with regards to the effects of the exclusions on the Sub-fund's universe can be found at <https://www.robeco.com/files/docm/docu-exclusion-list.pdf>
3. The Sub-fund's weighted carbon, water and waste footprint score is a better than that of the General Market Index.
4. The Sub-fund scrutinizes investment in companies that are in breach of the ILO standards, UNGPs, UNGC or OECD Guidelines for Multinational Enterprises. If a company in the portfolio breaches one of the international guidelines during the investment period, the company will become part of the Enhanced Engagement program. When engagement is deemed highly unlikely to succeed, the company might be excluded directly.
5. The Sub-fund's weighted average ESG score is better than that of the General Market Index.

The investment strategy guides investment decisions based on factors such as investment objectives and risk tolerance.

6. The Sub-fund's weight in companies with a positive SDG score (1,2,3) is better than that of the General Market Index.

What is the committed minimum rate to reduce the scope of the investments considered prior to the application of that investment strategy?

The Sub-fund does not commit to a minimum rate to reduce the scope of investments prior to the application of the investment strategy.

What is the policy to assess good governance practices of the investee companies?

Robeco has a Good Governance policy to assess governance practices of companies. The policy describes how Robeco determines if and when a company does not follow good governance practices and is therefore excluded from the initial investment universe for Article 8 and 9 products. Robeco's Good Governance policy applies to the Sub-fund and tests on a set of governance criteria that reflect widely recognized industry established norms and include topics as employee relations, management structure, tax compliance and remuneration.

The Good Governance test consists of criteria on such topics that are examined for investee companies and further explained in Robeco's Good Governance policy <https://www.robeco.com/files/docm/docu-robeco-good-governance-policy.pdf>. Additionally, the companies that do not pass the good governance test are reflected in the exclusion list that can be accessed here - <https://www.robeco.com/files/docm/docu-exclusion-list.pdf>.

Good governance practices include sound management structures, employee relations, remuneration of staff and tax compliance.



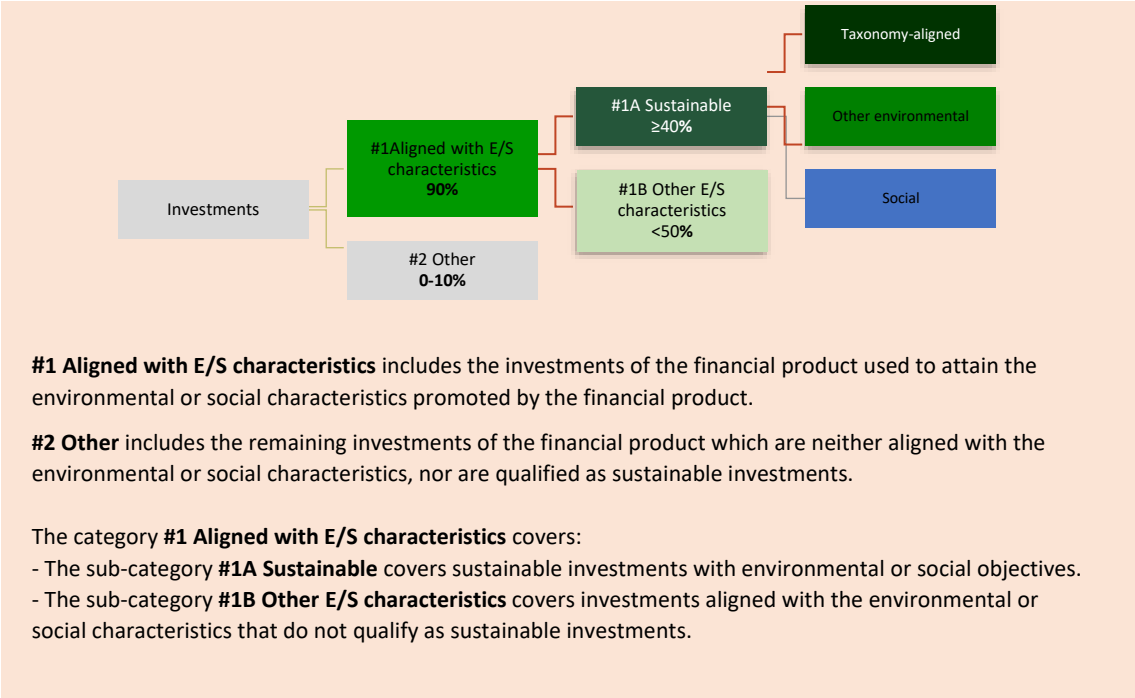
What is the asset allocation planned for this financial product?

At least 90% of the investments are aligned with the E/S characteristics of the Sub-fund. The Sub-fund plans to make a minimum of 40% sustainable investments, measured by positive scores via Robeco's SDG Framework. The investments in the category Other, estimated between 0-10%, are mostly in cash, cash equivalents and derivatives as further described below. The planned asset allocation is monitored continuously, and evaluated on a yearly basis.

Asset allocation describes the share of investments in specific assets.

Taxonomy-aligned activities are expressed as a share of:

- **turnover** reflecting the share of revenue from green activities of investee companies
- **capital expenditure** (CapEx) showing the green investments made by investee companies, e.g. for a transition to a green economy.
- **operational expenditure** (OpEx) reflecting green operational



activities of investee companies.

● **How does the use of derivatives attain the environmental or social characteristics promoted by the financial product?**

The Sub-fund does not make use of derivatives to attain the environmental or social characteristics promoted by the financial product. The Sub-fund may make use of derivatives for hedging, liquidity management and efficient portfolio management as well as investment purposes. Exchange traded and over-the-counter derivatives are permitted, including but not limited to futures, swaps, options and currency forwards. Whilst the Sub-fund may use derivatives both for investment purposes as well as for hedging and efficient portfolio management, it does not utilize derivatives for such purposes outside the intended share of investments allocated to the 'Other' category.

In case the Sub-fund uses derivatives, the underlying shall comply with the investment policy. Where relevant, minimum environmental or social safeguards are taken into account as described below.



● **To what minimum extent are sustainable investments with an environmental objective aligned with the EU Taxonomy?**

0%. The Sub-fund does not intend to make Taxonomy-aligned investments. It cannot be excluded that among the Sub-fund's holdings certain investments are Taxonomy aligned. The Sub-fund will report on Taxonomy-aligned investment in the periodic disclosures. In the future, once data-availability in relation to the EU Taxonomy will improve, Robeco might consider setting a target based on turnover or CAPEX. Robeco currently relies on third-party data, including data in relation to companies that do not disclose on the EU Taxonomy alignment of their activities. EU Taxonomy-alignment data is not yet subject to a review by third parties. The Sub-fund only makes investments in equity and therefore it does not have sovereign exposures. The expected level of alignment with and without sovereign bonds is the same.

To comply with the EU Taxonomy, the criteria for **fossil gas** include limitations on emissions and switching to renewable power or low-carbon fuels

● **Does the financial product invest in fossil gas and/or nuclear energy related activities that comply with the EU Taxonomy?¹¹**

- Yes
 - In fossil gas
 - In nuclear energy
- No

¹¹ Fossil gas and/or nuclear related activities will only comply with the EU Taxonomy where they contribute to limiting climate change ("climate change mitigation") and do not significantly harm any EU Taxonomy objective - see explanatory note in the left hand margin. The full criteria for fossil gas and nuclear energy economic activities that comply with the EU Taxonomy are laid down in Commission Delegated Regulation (EU) 2022/1214.

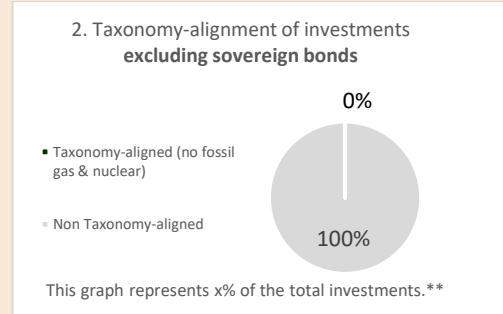
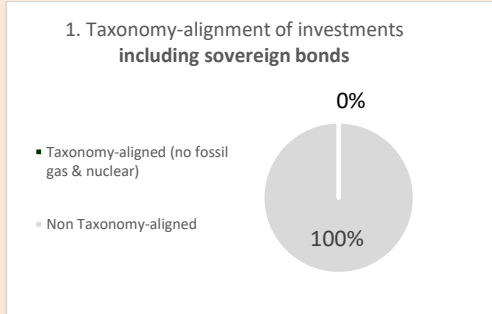
by the end of 2035. For nuclear energy, the criteria include comprehensive safety and waste management rules.

Enabling activities directly enable other activities to make a substantial contribution to an environmental objective.

Transitional activities are activities for which low-carbon alternatives are not yet available and among others have greenhouse gas emission levels corresponding to the best performance.

are sustainable investments with an environmental objective that **do not take into account the criteria** for environmentally sustainable economic activities under the EU Taxonomy.

The two graphs below show in green the minimum percentage of investments that are aligned with the EU Taxonomy. As there is no appropriate methodology to determine the Taxonomy-alignment of sovereign bonds, the first graph shows the Taxonomy alignment in relation to all the investments of the financial product including sovereign bonds, while the second graph shows the Taxonomy alignment only in relation to the investments of the financial product other than sovereign bonds.*



* For the purpose of these graphs, 'sovereign bonds' consist of all sovereign exposures

** As the investments are not Taxonomy-aligned, the exclusion of sovereign bonds has no impact on the graph and therefore no such percentage is shown here.

What is the minimum share of investments in transitional and enabling activities?

0%.



What is the minimum share of sustainable investments with an environmental objective that are not aligned with the EU Taxonomy?

The Sub-fund intends to make sustainable investments, measured as positive scores via Robeco's SDG Framework. Among those could be investments with environmental objectives that do not qualify as Taxonomy-aligned. The environmental objectives of the Sub-fund are attained by investing in companies that score positively on SDG 12 (Responsible consumption and production), SDG 13 (Climate action), SDG 14 (Life below water), and SDG 15 (Life on land) in Robeco's SDG Framework. While the sum of sustainable investments with an environmental objective and socially sustainable investments always adds up to the Sub-fund's minimum proportion of 40% sustainable investments, we do not commit to a minimum share of sustainable investments with an environmental objective because the Sub-fund's investment strategy does not have a specific environmental investment objective. Therefore, the minimum share of sustainable investments with an environmental objective is 0%.



What is the minimum share of socially sustainable investments?

The Sub-fund intends to make sustainable investments, measured as positive scores via Robeco's SDG Framework. Among those could be investments with social objectives. The social objectives of the Sub-fund are attained by investing in companies that score positively on SDG 1 (No poverty), SDG 2 (Zero hunger), SDG 3 (Good health and well-being), SDG 4 (Quality education), SDG 5 (Gender equality), SDG 6 (Clear water and sanitation), SDG 7 (Affordable and clean energy), SDG 8 (Decent work and economic growth), SDG 9 (Industry, innovation and infrastructure), SDG 10 (Reduced inequalities), SDG 11 (Sustainable cities and communities), SDG 16 (Peace, justice and strong institutions) and SDG 17 (Partnerships for the goals), in Robeco's SDG Framework. While the sum of socially sustainable investments and sustainable investments with an environmental objective always adds up to the Sub-fund's minimum proportion of sustainable investments, we do not commit to a minimum share of socially sustainable investments because the Sub-fund's investment strategy does not have a specific socially sustainable investment objective. Therefore, the minimum share of socially sustainable investments is 0%.



What investments are included under "#2 Other", what is their purpose and are there any minimum environmental or social safeguards?

The type of instruments included under "#2 Other" and their purpose are outlined in Annex I of this Prospectus under the header 'Financial instruments and investment restrictions'. They include cash, cash equivalents, as well as investment funds and eligible asset classes (other than bonds and equities) that do not specifically promote E/S characteristics. As indicated above, the Sub-fund does not make use of derivatives to attain the environmental or social characteristics promoted. The Sub-fund may make use of derivatives, which thus always fall under the category "#2 Other", for hedging, liquidity management and efficient portfolio management as well as investment purposes. Exchange traded and over-the-counter derivatives are permitted, including but not limited to futures, swaps, options and currency forwards. In case the Sub-fund uses derivatives, the underlying shall comply with the investment policy. Where relevant, minimum environmental or social safeguards are taken into account, by, for example, applying Robeco's Exclusion Policy for any single security derivative.



Is a specific index designated as a reference benchmark to determine whether this financial product is aligned with the environmental and/or social characteristics that it promotes?

Not applicable.

Reference benchmarks are indexes to measure whether the financial product attains the environmental or social characteristics that they promote.



Where can I find more product specific information online?

More product-specific information can be found on the website:

<https://www.robeco.com/en-int/products/funds/>

- o Robeco's PAI Statement can be accessed via the following link:
<https://www.robeco.com/files/docm/docu-principal-adverse-impact-statement-summary-entity-level.pdf>
- o Robeco's Good Governance test can be accessed via the following link:
<https://www.robeco.com/files/docm/docu-robeco-good-governance-policy.pdf>
- o Robeco's SDG framework
<https://www.robeco.com/docm/docu-robeco-explanation-sdg-framework.pdf>
- o Robeco's sustainability risk policy
<https://www.robeco.com/files/docm/docu-robeco-sustainability-risk-policy.pdf>

j) Robeco QI Emerging Conservative Equities

Pre-contractual disclosure for the financial products referred to in Article 8, paragraphs 1, 2 and 2a, of Regulation (EU) 2019/2088 and Article 6, first paragraph, of Regulation (EU) 2020/852

Product name: Robeco QI Emerging Conservative Equities

Legal entity identifier: 213800KLJOYPGHWQQA07

Environmental and/or social characteristics

Does this financial product have a sustainable investment objective?

Yes **No**

| | |
|---|--|
| <p><input type="checkbox"/> It will make a minimum of sustainable investments with an environmental objective: ___%</p> <ul style="list-style-type: none"> <input type="checkbox"/> in economic activities that qualify as environmentally sustainable under the EU Taxonomy <input type="checkbox"/> in economic activities that do not qualify as environmentally sustainable under the EU Taxonomy <p><input type="checkbox"/> It will make a minimum of sustainable investments with a social objective: ___%</p> | <p><input checked="" type="checkbox"/> It promotes Environmental/Social (E/S) characteristics and while it does not have as its objective a sustainable investment, it will have a minimum proportion of 40% of sustainable investments</p> <ul style="list-style-type: none"> <input type="checkbox"/> with an environmental objective in economic activities that qualify as environmentally sustainable under the EU Taxonomy <input checked="" type="checkbox"/> with an environmental objective in economic activities that do not qualify as environmentally sustainable under the EU Taxonomy <input checked="" type="checkbox"/> with a social objective <p><input type="checkbox"/> It promotes E/S characteristics, but will not make any sustainable investments</p> |
|---|--|

Sustainable investment means an investment in an economic activity that contributes to an environmental or social objective, provided that the investment does not significantly harm any environmental or social objective and that the investee companies follow good governance practices.

The **EU Taxonomy** is a classification system laid down in Regulation (EU) 2020/852, establishing a list of **environmentally sustainable economic activities**. That Regulation does not include a list of socially sustainable economic activities. Sustainable investments with an environmental objective might be aligned with the Taxonomy or not.



Sustainability indicators measure how the environmental or social characteristics promoted by the financial product are attained.

What environmental and/or social characteristics are promoted by this financial product?

The Sub-fund has the following E/S characteristics:

1. The Sub-fund promotes good governance and sustainable corporate practices through proxy voting, which contributes to long-term shareholder value creation. This includes taking an active stance on social and environmental topics through Robeco's proxy voting policy.
2. The Sub-fund promotes certain minimum environmental and social safeguards through applying exclusion criteria with regards to products and business practices that Robeco believes are detrimental to society and incompatible with sustainable investment strategies, such as exposure to controversial behaviour, controversial weapons, and fossil fuels.
3. The Sub-fund promotes having a lower environmental footprint than the general market index referred to in Appendix VI – Benchmarks (the "General Market Index"), through reduction in carbon, water and waste footprints.
4. The Sub-fund promotes adherence to and conducting business activities in accordance with the United Nations Universal Declaration of Human Rights, the International Labor Organization's (ILO) labor standards, the United Nations Guiding Principles for Business and Human Rights (UNGPs), the United Nations Global Compact (UNGC) and the OECD Guidelines for Multinational Enterprises, by scrutinizing companies that violate these principles.
5. The Sub-fund promotes having a weighted average ESG score that is better than that of the General Market Index.
6. The Sub-fund promotes having a larger share of companies with a positive SDG score (1,2,3) in the portfolio than the General Market Index.

There is no reference benchmark designated for the purpose of attaining the environmental or social characteristics promoted by the Sub-fund.

What sustainability indicators are used to measure the attainment of each of the environmental or social characteristics promoted by this financial product?

The Sub-fund has the following sustainability indicators:

1. The number of holdings and agenda items voted.
2. The % of investments in securities that are on Robeco's Exclusion list as result of the application of Robeco's Exclusion Policy.
3. The Sub-fund's weighted carbon, water and waste footprint score compared to the General Market Index.
4. The number of companies that are in violation of the ILO standards, UNGPs, UNGC or OECD Guidelines for Multinational Enterprises and hence are a part of the Enhanced Engagement program.
5. The Sub-fund's weight in companies with a positive SDG score (1,2,3) compared to the General Market Index weight in companies with a positive SDG score (1,2,3).
6. The Sub-fund's weighted average ESG score compared to the General Market Index.

What are the objectives of the sustainable investments that the financial product partially intends to make and how does the sustainable investment contribute to such objectives?

The sustainable investments aim to contribute to the UN Sustainable Development Goals ("SDGs"), that have both social and environmental objectives. These are 17 goals that are globally recognised and include environmental goals such as climate action, clean water, life on land and water and social goals such as zero hunger, gender equality, education, etc. Robeco has developed a proprietary framework based on the UN SDGs through which an issuer's contribution to such SDGs is determined through a 3-step process. This process starts with a sector baseline on which a company's products are analysed to examine contribution to the society and environment. Further, the operational processes involved in creating such products is checked along with any controversies/litigation claims and remediation actions

taken which are perused before a final SDG score is determined. The final score ranges between high negative (-3) to high positive (+3) and only those issuers which achieve positive SDG scores (+1, +2 and +3) are regarded as Sustainable Investments.

● ***How do the sustainable investments that the financial product partially intends to make, not cause significant harm to any environmental or social sustainable investment objective?***

The sustainable investments do no significant harm to any environmental or social sustainable investment objective by considering a principal adverse impact and aligning with the OECD Guidelines for Multinational Enterprises and the UN Guiding Principles on Business and Human Rights. In addition, sustainable investments score positively on Robeco's SDG Framework, and therefore do not cause significant harm.

How have the indicators for adverse impacts on sustainability factors been taken into account?

Mandatory principal adverse impact indicators are considered through Robeco's SDG Framework, either directly or indirectly, when identifying sustainable investments for the Sub-fund. In addition, voluntary environmental and social indicators are taken into account, depending on their relevance for measuring impacts on the SDGs and the availability of data. A detailed description of the incorporation of principal adverse impacts is available via Robeco's Principal Adverse Impact Statement published on the Robeco website (<https://www.robeco.com/files/docm/docu-principal-adverse-impact-statement-summary-entity-level.pdf>). In this statement, Robeco sets out its approach to identifying and prioritizing principal adverse impacts, and how principal adverse impacts are considered as part of Robeco's investment due diligence process and procedures relating to research and analysis, exclusions and restrictions and/or voting and engagement. This description also explains how principal adverse impact indicators are considered by the SDG Framework.

How are the sustainable investments aligned with the OECD Guidelines for Multinational Enterprises and the UN Guiding Principles on Business and Human Rights? Details:

The sustainable investments are aligned with the OECD Guidelines for Multinational Enterprises and the UN Guiding Principles on Business and Human Rights via both Robeco's Exclusion Policy and Robeco's SDG Framework.

Robeco's Exclusion Policy includes an explanation of how Robeco acts in accordance with the International Labor Organization (ILO) standards, United Nations Guiding Principles (UNGPs), United Nations Global Compact (UNGC) Principles and the Organization for Economic Co-operation and Development (OECD) Guidelines for Multinational Enterprises and is guided by these international treaties to assess the behavior of companies. Robeco continuously screens its investments for breaches of these principles. In case of a breach, the company will be excluded or engaged with, and is not considered a sustainable investment.

Robeco's SDG Framework screens for breaches on these principles in the final step of the framework. In this step, Robeco checks whether the company concerned has been involved in any controversies. Involvement in any controversy will result in a negative SDG score for the company, meaning it is not a sustainable investment.

The EU Taxonomy sets out a "do not significant harm" principle by which Taxonomy-aligned investments should not significantly harm EU Taxonomy objectives and is accompanied by specific EU criteria.

The "do no significant harm" principle applies only to those investments underlying the financial product that take into account the EU criteria for environmentally sustainable economic activities. The investments underlying the remaining portion of this financial product do not take into account the EU criteria for environmentally sustainable economic activities.

Any other sustainable investments must also not significantly harm any environmental or social objectives.



Does this financial product consider principal adverse impacts on sustainability factors?

Yes, _____

The Sub-fund considers principal adverse impacts on sustainability factors as referred to in Annex I of the SFDR Delegated Act.

Pre-investment, the following principal adverse impacts on sustainability factors are considered:

- Via the applied normative and activity-based exclusions, the following PAIs are considered:
 - Exposure to companies active in the fossil fuel sector (PAI 4, Table 1)
 - Violations of the UN Global Compact Principles and Organisation for Economic Cooperation and Development (OECD) Guidelines for Multinational Enterprises (PAI 10, Table 1)
 - Activities negatively affecting biodiversity-sensitive areas (PAI 7, Table 1). The consideration of this PAI is currently restricted to applying exclusions to palm oil producing companies and for any breaches to the UNGC, UNGP and OECD Guidelines for Multinational Enterprises in relation to biodiversity.
 - Exposure to controversial weapons (anti-personnel mines, cluster munitions, chemical weapons (PAI 14, Table 1)
- Via the environmental footprint performance targets of the Sub-fund, the following PAIs are considered:
 - Carbon footprint (PAI 2, Table 1)
 - Water and waste indicators (PAI 7-9, Table 1). Robeco will use on water and waste footprint until data quality and coverage of the PAIs will improve.

Post-investment, the following principal adverse impacts on sustainability factors are taken into account:

- Via the application of the voting policy, the following PAIs are considered:
 - All indicators related to GHG emissions (PAI 1-6, Table 1)
 - Indicators related to social and employee matters (PAI 10-13, Table 1; PAI 5-8, Table 3)

Principal adverse impacts are the most significant negative impacts of investment decisions on sustainability factors relating to environmental, social and employee matters, respect for human rights, anti-corruption and anti-bribery matters.

- o Via Robeco's entity engagement program, the following PAIs are considered:
 - All indicators related to Climate and other environment-related indicators (PAI 1-9, Table 1)
 - Violations of the UN Global Compact Principles and Organisation for Economic Cooperation and Development (OECD) Guidelines for Multinational Enterprises (PAI 10, Table 1)
 - In addition, based on a yearly review of Robeco's performance on all mandatory and selected voluntary indicators, holdings of the Sub-fund that cause adverse impact might be selected for engagement.

More information is available via Robeco's Principal Adverse Impact Statement, published on Robeco's website. The Sub-fund will periodically report how it has considered the principal adverse impacts of its investments in the Company's annual report, which will be made available each year on or before 30 April at the Sub-fund page highlighted in final section of this document.

No



What investment strategy does this financial product follow?

Robeco QI Emerging Conservative Equities is an actively managed fund that invests in low-volatility stocks in emerging countries across the world. The selection of these stocks is based on a quantitative model as described in the Investment policy strategy paragraph in Appendix I of this Prospectus. Conservative refers to the focus on equities that show a lower expected volatility than average global equity. The strategy integrates sustainability indicators on a continuous basis as part of the stock selection process. Amongst others, the Sub-fund applies norms-based and activity-based exclusions, Robeco's good governance policy, Robeco's SDG framework and considers Principal Adverse Impacts in the investment process. More product-specific information can be found on our website and the links provided in the final question of this disclosure.

What are the binding elements of the investment strategy used to select the investments to attain each of the environmental or social characteristics promoted by this financial product?

The Sub-fund has the following binding elements:

1. All equity holdings have a granted right to vote and Robeco exerts that right by voting according to Robeco's Proxy Voting Policy, unless impediments occur (e.g. share blocking or when not considered cost efficient). Robeco's Proxy Voting Policy can be found at <https://www.robeco.com/files/docm/docu-robeco-stewardship-policy.pdf>.
2. The Sub-fund's portfolio complies with Robeco's Exclusion Policy (<https://www.robeco.com/files/docm/docu-exclusion-policy.pdf>), that is based on exclusion criteria with regards to products and business practices that Robeco believes are detrimental to society and incompatible with sustainable investment strategies. This means that the Sub-fund has 0% exposure to excluded securities, taking into account a grace period. Information with regards to the effects of the exclusions on the Sub-fund's universe can be found at <https://www.robeco.com/files/docm/docu-exclusion-list.pdf>
3. The Sub-fund's weighted carbon, water and waste footprint score is a better than that of the General Market Index.
4. The Sub-fund scrutinizes investment in companies that are in breach of the ILO standards, UNGPs, UNGC or OECD Guidelines for Multinational Enterprises. If a company in the portfolio breaches one of the international guidelines during the investment period, the company will become part of the Enhanced Engagement program. When engagement is deemed highly unlikely to succeed, the company might be excluded directly.
5. The Sub-fund's weighted average ESG score is better than that of the General Market Index.

The investment strategy guides investment decisions based on factors such as investment objectives and risk tolerance.

- 6. The Sub-fund's weight in companies with a positive SDG score (1,2,3) is better than that of the General Market Index.

What is the committed minimum rate to reduce the scope of the investments considered prior to the application of that investment strategy?

The Sub-fund does not commit to a minimum rate to reduce the scope of investments prior to the application of the investment strategy.

What is the policy to assess good governance practices of the investee companies?

Robeco has a Good Governance policy to assess governance practices of companies. The policy describes how Robeco determines if and when a company does not follow good governance practices and is therefore excluded from the initial investment universe for Article 8 and 9 products. Robeco's Good Governance policy applies to the Sub-fund and tests on a set of governance criteria that reflect widely recognized industry established norms and include topics as employee relations, management structure, tax compliance and remuneration.

The Good Governance test consists of criteria on such topics that are examined for investee companies and further explained in Robeco's Good Governance policy <https://www.robeco.com/files/docm/docu-robeco-good-governance-policy.pdf>. Additionally, the companies that do not pass the good governance test are reflected in the exclusion list that can be accessed here - <https://www.robeco.com/files/docm/docu-exclusion-list.pdf>.

Good governance practices include sound management structures, employee relations, remuneration of staff and tax compliance.



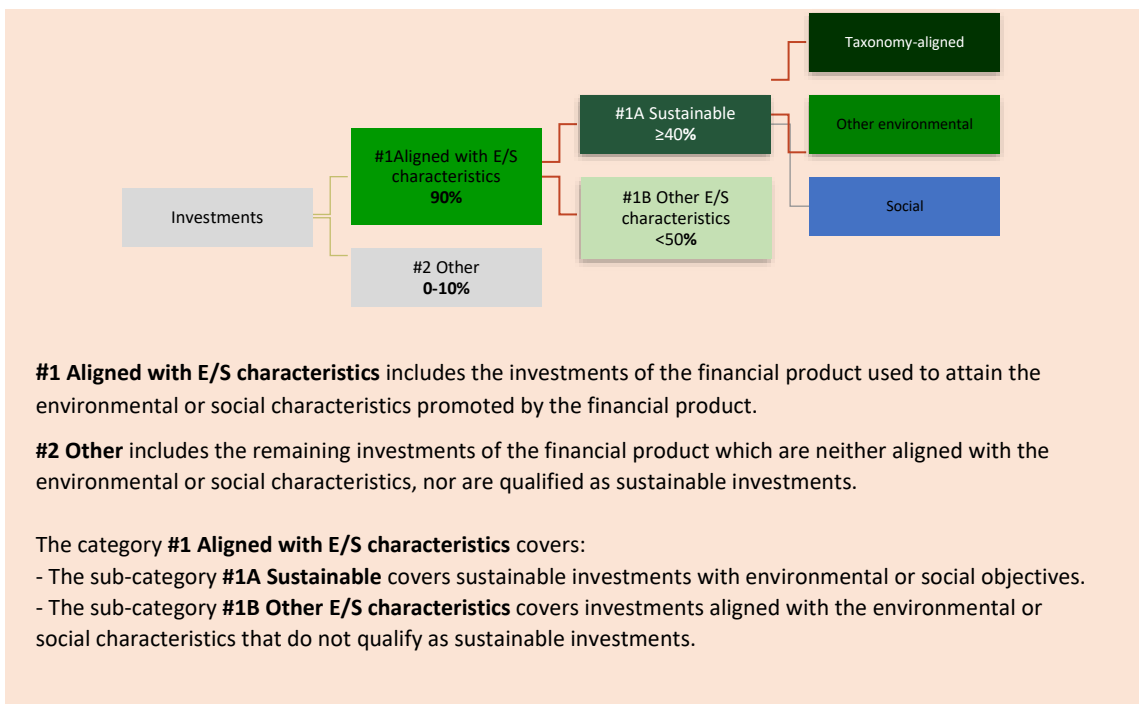
What is the asset allocation planned for this financial product?

At least 90% of the investments are aligned with the E/S characteristics of the Sub-fund. The Sub-fund plans to make a minimum of 40% sustainable investments, measured by positive scores via Robeco's SDG Framework. The investments in the category Other, estimated between 0-10%, are mostly in cash, cash equivalents and derivatives as further described below. The planned asset allocation is monitored continuously, and evaluated on a yearly basis.

Asset allocation describes the share of investments in specific assets.

Taxonomy-aligned activities are expressed as a share of:

- **turnover** reflecting the share of revenue from green activities of investee companies
- **capital expenditure** (CapEx) showing the green investments made by investee companies, e.g. for a transition to a green economy.
- **operational expenditure** (OpEx) reflecting green operational



activities of investee companies.

● **How does the use of derivatives attain the environmental or social characteristics promoted by the financial product?**

The Sub-fund does not make use of derivatives to attain the environmental or social characteristics promoted by the financial product. The Sub-fund may make use of derivatives for hedging, liquidity management and efficient portfolio management as well as investment purposes. Exchange traded and over-the-counter derivatives are permitted, including but not limited to futures, swaps, options and currency forwards. Whilst the Sub-fund may use derivatives both for investment purposes as well as for hedging and efficient portfolio management, it does not utilize derivatives for such purposes outside the intended share of investments allocated to the 'Other' category.

In case the Sub-fund uses derivatives, the underlying shall comply with the investment policy. Where relevant, minimum environmental or social safeguards are taken into account as described below.



● **To what minimum extent are sustainable investments with an environmental objective aligned with the EU Taxonomy?**

0%. The Sub-fund does not intend to make Taxonomy-aligned investments. It cannot be excluded that among the Sub-fund's holdings certain investments are Taxonomy aligned. The Sub-fund will report on Taxonomy-aligned investment in the periodic disclosures. In the future, once data-availability in relation to the EU Taxonomy will improve, Robeco might consider setting a target based on turnover or CAPEX. Robeco currently relies on third-party data, including data in relation to companies that do not disclose on the EU Taxonomy alignment of their activities. EU Taxonomy-alignment data is not yet subject to a review by third parties. The Sub-fund only makes investments in equity and therefore it does not have sovereign exposures. The expected level of alignment with and without sovereign bonds is the same.

To comply with the EU Taxonomy, the criteria for **fossil gas** include limitations on emissions and switching to renewable power or low-carbon fuels

● **Does the financial product invest in fossil gas and/or nuclear energy related activities that comply with the EU Taxonomy?¹²**

Yes

In fossil gas In nuclear energy


No

¹² Fossil gas and/or nuclear related activities will only comply with the EU Taxonomy where they contribute to limiting climate change ("climate change mitigation") and do not significantly harm any EU Taxonomy objective - see explanatory note in the left hand margin. The full criteria for fossil gas and nuclear energy economic activities that comply with the EU Taxonomy are laid down in Commission Delegated Regulation (EU) 2022/1214.

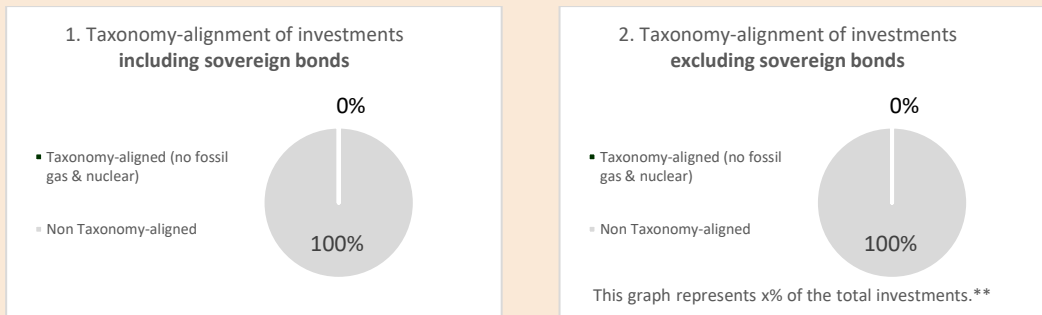
by the end of 2035. For nuclear energy, the criteria include comprehensive safety and waste management rules.

Enabling activities directly enable other activities to make a substantial contribution to an environmental objective.

Transitional activities are activities for which low-carbon alternatives are not yet available and among others have greenhouse gas emission levels corresponding to the best performance.

 are sustainable investments with an environmental objective that **do not take into account the criteria** for environmentally sustainable economic activities under the EU Taxonomy.

The two graphs below show in green the minimum percentage of investments that are aligned with the EU Taxonomy. As there is no appropriate methodology to determine the Taxonomy-alignment of sovereign bonds*, the first graph shows the Taxonomy alignment in relation to all the investments of the financial product including sovereign bonds, while the second graph shows the Taxonomy alignment only in relation to the investments of the financial product other than sovereign bonds.



* For the purpose of these graphs, 'sovereign bonds' consist of all sovereign exposures

** As the investments are not Taxonomy-aligned, the exclusion of sovereign bonds has no impact on the graph and therefore no such percentage is shown here.

 **What is the minimum share of investments in transitional and enabling activities?**

0%.



What is the minimum share of sustainable investments with an environmental objective that are not aligned with the EU Taxonomy?

The Sub-fund intends to make sustainable investments, measured as positive scores via Robeco's SDG Framework. Among those could be investments with environmental objectives that do not qualify as Taxonomy-aligned. The environmental objectives of the Sub-fund are attained by investing in companies that score positively on SDG 12 (Responsible consumption and production), SDG 13 (Climate action), SDG 14 (Life below water), and SDG 15 (Life on land) in Robeco's SDG Framework. While the sum of sustainable investments with an environmental objective and socially sustainable investments always adds up to the Sub-fund's minimum proportion of 40% sustainable investments, we do not commit to a minimum share of sustainable investments with an environmental objective because the Sub-fund's investment strategy does not have a specific environmental investment objective. Therefore, the minimum share of sustainable investments with an environmental objective is 0%.



What is the minimum share of socially sustainable investments?

The Sub-fund intends to make sustainable investments, measured as positive scores via Robeco's SDG Framework. Among those could be investments with social objectives. The social objectives of the Sub-fund are attained by investing in companies that score positively on SDG 1 (No poverty), SDG 2 (Zero hunger), SDG 3 (Good health and well-being), SDG 4 (Quality education), SDG 5 (Gender equality), SDG 6 (Clear water and sanitation), SDG 7 (Affordable and clean energy), SDG 8 (Decent work and economic growth), SDG 9 (Industry, innovation and infrastructure), SDG 10 (Reduced inequalities), SDG 11 (Sustainable cities and communities), SDG 16 (Peace, justice and strong institutions) and SDG 17 (Partnerships for the goals), in Robeco's SDG Framework. While the sum of socially sustainable investments and sustainable investments with an environmental objective always adds up to the Sub-fund's minimum proportion of sustainable investments, we do not commit to a minimum share of socially sustainable investments because the Sub-fund's investment strategy does not have a specific socially sustainable investment objective. Therefore, the minimum share of socially sustainable investments is 0%.



What investments are included under "#2 Other", what is their purpose and are there any minimum environmental or social safeguards?

The type of instruments included under "#2 Other" and their purpose are outlined in Annex I of this Prospectus under the header 'Financial instruments and investment restrictions'. They include cash, cash equivalents, as well as investment funds and eligible asset classes (other than bonds and equities) that do not specifically promote E/S characteristics. As indicated above, the Sub-fund does not make use of derivatives to attain the environmental or social characteristics promoted. The Sub-fund may make use of derivatives, which thus always fall under the category "#2 Other", for hedging, liquidity management and efficient portfolio management as well as investment purposes. Exchange traded and over-the-counter derivatives are permitted, including but not limited to futures, swaps, options and currency forwards. In case the Sub-fund uses derivatives, the underlying shall comply with the investment policy. Where relevant, minimum environmental or social safeguards are taken into account, by, for example, applying Robeco's Exclusion Policy for any single security derivative.



Is a specific index designated as a reference benchmark to determine whether this financial product is aligned with the environmental and/or social characteristics that it promotes?

Not applicable.

Reference benchmarks are indexes to measure whether the financial product attains the environmental or social characteristics that they promote.



Where can I find more product specific information online?

More product-specific information can be found on the website:

<https://www.robeco.com/en-int/products/funds/>

- Robeco's PAI Statement can be accessed via the following link:
<https://www.robeco.com/files/docm/docu-principal-adverse-impact-statement-summary-entity-level.pdf>
- Robeco's Good Governance test can be accessed via the following link:
<https://www.robeco.com/files/docm/docu-robeco-good-governance-policy.pdf>
- Robeco's SDG framework
<https://www.robeco.com/docm/docu-robeco-explanation-sdg-framework.pdf>
- Robeco's sustainability risk policy
<https://www.robeco.com/files/docm/docu-robeco-sustainability-risk-policy.pdf>

k) Robeco QI Global Value Equities

Pre-contractual disclosure for the financial products referred to in Article 8, paragraphs 1, 2 and 2a, of Regulation (EU) 2019/2088 and Article 6, first paragraph, of Regulation (EU) 2020/852

Product name: Robeco QI Global Value Equities

Legal entity identifier: 2138008GOSJ2FFNDBA15

Environmental and/or social characteristics

Does this financial product have a sustainable investment objective?



Yes



No

It will make a minimum of **sustainable investments with an environmental objective: ___%**

- in economic activities that qualify as environmentally sustainable under the EU Taxonomy
- in economic activities that do not qualify as environmentally sustainable under the EU Taxonomy

It will make a minimum of **sustainable investments with a social objective: ___%**



It promotes Environmental/Social (E/S) characteristics and while it does not have as its objective a sustainable investment, it will have a minimum proportion of 50% of sustainable investments

- with an environmental objective in economic activities that qualify as environmentally sustainable under the EU Taxonomy
- with an environmental objective in economic activities that do not qualify as environmentally sustainable under the EU Taxonomy
- with a social objective



It promotes E/S characteristics, but **will not make any sustainable investments**

Sustainable investment means an investment in an economic activity that contributes to an environmental or social objective, provided that the investment does not significantly harm any environmental or social objective and that the investee companies follow good governance practices.

The **EU Taxonomy** is a classification system laid down in Regulation (EU) 2020/852, establishing a list of **environmentally sustainable economic activities**. That Regulation does not include a list of socially sustainable economic activities. Sustainable investments with an environmental objective might be aligned with the Taxonomy or not.



Sustainability indicators measure how the environmental or social characteristics promoted by the financial product are attained.

What environmental and/or social characteristics are promoted by this financial product?

The Sub-fund has the following E/S characteristics:

1. The Sub-fund promotes good governance and sustainable corporate practices through proxy voting, which contributes to long-term shareholder value creation. This includes taking an active stance on social and environmental topics through Robeco's proxy voting policy.
2. The Sub-fund promotes certain minimum environmental and social safeguards through applying exclusion criteria with regards to products and business practices that Robeco believes are detrimental to society and incompatible with sustainable investment strategies, such as exposure to controversial behaviour, controversial weapons, and fossil fuels.
3. The Sub-fund promotes having a lower environmental footprint than the general market index referred to in Appendix VI – Benchmarks (the "General Market Index"), through reduction in carbon, water and waste footprints.
4. The Sub-fund promotes adherence to and conducting business activities in accordance with the United Nations Universal Declaration of Human Rights, the International Labor Organization's (ILO) labor standards, the United Nations Guiding Principles for Business and Human Rights (UNGPs), the United Nations Global Compact (UNGC) and the OECD Guidelines for Multinational Enterprises, by scrutinizing companies that violate these principles.
5. The Sub-fund promotes having a weighted average ESG score that is better than that of the General Market Index.
6. The Sub-fund promotes having a larger share of companies with a positive SDG score (1,2,3) in the portfolio than the General Market Index.

There is no reference benchmark designated for the purpose of attaining the environmental or social characteristics promoted by the Sub-fund.

What sustainability indicators are used to measure the attainment of each of the environmental or social characteristics promoted by this financial product?

The Sub-fund has the following sustainability indicators:

1. The number of holdings and agenda items voted.
2. The % of investments in securities that are on Robeco's Exclusion list as result of the application of Robeco's Exclusion Policy.
3. The Sub-fund's weighted carbon, water and waste footprint score compared to the General Market Index.
4. The number of companies that are in violation of the ILO standards, UNGPs, UNGC or OECD Guidelines for Multinational Enterprises and hence are a part of the Enhanced Engagement program.
5. The Sub-fund's weighted average ESG score compared to the General Market Index.
6. The Sub-fund's weight in companies with a positive SDG score (1,2,3) compared to the General Market Index weight in companies with a positive SDG score (1,2,3).

What are the objectives of the sustainable investments that the financial product partially intends to make and how does the sustainable investment contribute to such objectives?

The sustainable investments aim to contribute to the UN Sustainable Development Goals ("SDGs"), that have both social and environmental objectives. These are 17 goals that are globally recognised and include environmental goals such as climate action, clean water, life on land and water and social goals such as zero hunger, gender equality, education, etc. Robeco has developed a proprietary framework based on the UN SDGs through which an issuer's contribution to such SDGs is determined through a 3-step process. This process starts with a sector baseline on which a company's products are analysed to examine contribution to the society and environment. Further, the operational processes involved in creating such products is checked along with any controversies/litigation claims and remediation actions

taken which are perused before a final SDG score is determined. The final score ranges between high negative (-3) to high positive (+3) and only those issuers which achieve positive SDG scores (+1, +2 and +3) are regarded as Sustainable Investments.

● ***How do the sustainable investments that the financial product partially intends to make, not cause significant harm to any environmental or social sustainable investment objective?***

The sustainable investments do no significant harm to any environmental or social sustainable investment objective by considering a principal adverse impact and aligning with the OECD Guidelines for Multinational Enterprises and the UN Guiding Principles on Business and Human Rights. In addition, sustainable investments score positively on Robeco's SDG Framework, and therefore do not cause significant harm.

How have the indicators for adverse impacts on sustainability factors been taken into account?

Mandatory principal adverse impact indicators are considered through Robeco's SDG Framework, either directly or indirectly, when identifying sustainable investments for the Sub-fund. In addition, voluntary environmental and social indicators are taken into account, depending on their relevance for measuring impacts on the SDGs and the availability of data. A detailed description of the incorporation of principal adverse impacts is available via Robeco's Principal Adverse Impact Statement published on the Robeco website (<https://www.robeco.com/files/docm/docu-principal-adverse-impact-statement-summary-entity-level.pdf>). In this statement, Robeco sets out its approach to identifying and prioritizing principal adverse impacts, and how principal adverse impacts are considered as part of Robeco's investment due diligence process and procedures relating to research and analysis, exclusions and restrictions and/or voting and engagement. This description also explains how principal adverse impact indicators are considered by the SDG Framework.

How are the sustainable investments aligned with the OECD Guidelines for Multinational Enterprises and the UN Guiding Principles on Business and Human Rights? Details:

The sustainable investments are aligned with the OECD Guidelines for Multinational Enterprises and the UN Guiding Principles on Business and Human Rights via both Robeco's Exclusion Policy and Robeco's SDG Framework.

Robeco's Exclusion Policy includes an explanation of how Robeco acts in accordance with the International Labor Organization (ILO) standards, United Nations Guiding Principles (UNGPs), United Nations Global Compact (UNGC) Principles and the Organization for Economic Co-operation and Development (OECD) Guidelines for Multinational Enterprises and is guided by these international treaties to assess the behavior of companies. Robeco continuously screens its investments for breaches of these principles. In case of a breach, the company will be excluded or engaged with, and is not considered a sustainable investment.

Robeco's SDG Framework screens for breaches on these principles in the final step of the framework. In this step, Robeco checks whether the company concerned has been involved in any controversies. Involvement in any controversy will result in a negative SDG score for the company, meaning it is not a sustainable investment.

The EU Taxonomy sets out a "do not significant harm" principle by which Taxonomy-aligned investments should not significantly harm EU Taxonomy objectives and is accompanied by specific EU criteria.

The "do no significant harm" principle applies only to those investments underlying the financial product that take into account the EU criteria for environmentally sustainable economic activities. The investments underlying the remaining portion of this financial product do not take into account the EU criteria for environmentally sustainable economic activities.

Any other sustainable investments must also not significantly harm any environmental or social objectives.



Does this financial product consider principal adverse impacts on sustainability factors?

Yes, _____

The Sub-fund considers principal adverse impacts on sustainability factors as referred to in Annex I of the SFDR Delegated Act.

Pre-investment, the following principal adverse impacts on sustainability factors are considered:

- Via the applied normative and activity-based exclusions, the following PAIs are considered:
 - Exposure to companies active in the fossil fuel sector (PAI 4, Table 1)
 - Violations of the UN Global Compact Principles and Organisation for Economic Cooperation and Development (OECD) Guidelines for Multinational Enterprises (PAI 10, Table 1)
 - Activities negatively affecting biodiversity-sensitive areas (PAI 7, Table 1). The consideration of this PAI is currently restricted to applying exclusions to palm oil producing companies and for any breaches to the UNGC, UNGP and OECD Guidelines for Multinational Enterprises in relation to biodiversity.
 - Exposure to controversial weapons (anti-personnel mines, cluster munitions, chemical weapons (PAI 14, Table 1)
- Via the environmental footprint performance targets of the Sub-fund, the following PAIs are considered:
 - Carbon footprint (PAI 2, Table 1)
 - Water and waste indicators (PAI 7-9, Table 1). Robeco will use on water and waste footprint until data quality and coverage of the PAIs will improve.

Post-investment, the following principal adverse impacts on sustainability factors are taken into account:

- Via the application of the voting policy, the following PAIs are considered:
 - All indicators related to GHG emissions (PAI 1-6, Table 1)
 - Indicators related to social and employee matters (PAI 10-13, Table 1; PAI 5-8, Table 3)
- Via Robeco's entity engagement program, the following PAIs are considered:

Principal adverse impacts are the most significant negative impacts of investment decisions on sustainability factors relating to environmental, social and employee matters, respect for human rights, anti-corruption and anti-bribery matters.

- All indicators related to Climate and other environment-related indicators (PAI 1-9, Table 1)
- Violations of the UN Global Compact Principles and Organisation for Economic Cooperation and Development (OECD) Guidelines for Multinational Enterprises (PAI 10, Table 1)

In addition, based on a yearly review of Robeco's performance on all mandatory and selected voluntary indicators, holdings of the Sub-fund that cause adverse impact might be selected for engagement.

More information is available via Robeco's Principal Adverse Impact Statement, published on Robeco's website. The Sub-fund will periodically report how it has considered the principal adverse impacts of its investments in the Company's annual report, which will be made available each year on or before 30 April at the Sub-fund page highlighted in final section of this document.

No



What investment strategy does this financial product follow?

Robeco QI Global Value Equities is an actively managed fund that invests in stocks in developed and emerging countries across the world. The selection of these stocks is based on a quantitative model as described in the Investment policy strategy paragraph in Appendix I of this Prospectus. The strategy integrates sustainability indicators on a continuous basis as part of the stock selection process. Amongst others, the Sub-fund applies norms-based and activity-based exclusions, Robeco's good governance policy, Robeco's SDG framework and considers Principal Adverse Impacts in the investment process. More product-specific information can be found on our website and the links provided in the final question of this disclosure.

The investment strategy guides investment decisions based on factors such as investment objectives and risk tolerance.

What are the binding elements of the investment strategy used to select the investments to attain each of the environmental or social characteristics promoted by this financial product?

The Sub-fund has the following binding elements:

1. All equity holdings have a granted right to vote and Robeco exerts that right by voting according to Robeco's Proxy Voting Policy, unless impediments occur (e.g. share blocking or when not considered cost efficient). Robeco's Proxy Voting Policy can be found at <https://www.robeco.com/files/docm/docu-robeco-stewardship-policy.pdf>.
2. The Sub-fund's portfolio complies with Robeco's Exclusion Policy (<https://www.robeco.com/files/docm/docu-exclusion-policy.pdf>), that is based on exclusion criteria with regards to products and business practices that Robeco believes are detrimental to society and incompatible with sustainable investment strategies. This means that the Sub-fund has 0% exposure to excluded securities, taking into account a grace period. Information with regards to the effects of the exclusions on the Sub-fund's universe can be found at <https://www.robeco.com/files/docm/docu-exclusion-list.pdf>
3. The Sub-fund's weighted carbon, water and waste footprint score is a better than that of the General Market Index.
4. The Sub-fund scrutinizes investment in companies that are in breach of the ILO standards, UNGPs, UNGC or OECD Guidelines for Multinational Enterprises. If a company in the portfolio breaches one of the international guidelines during the investment period, the company will become part of the Enhanced Engagement program. When engagement is deemed highly unlikely to succeed, the company might be excluded directly.
5. The Sub-fund's weighted average ESG score is better than that of the General Market Index.
6. The Sub-fund's weight in companies with a positive SDG score (1,2,3) is better than that of the General Market Index.

● **What is the committed minimum rate to reduce the scope of the investments considered prior to the application of that investment strategy?**

The Sub-fund does not commit to a minimum rate to reduce the scope of investments prior to the application of the investment strategy.

● **What is the policy to assess good governance practices of the investee companies?**

Robeco has a Good Governance policy to assess governance practices of companies. The policy describes how Robeco determines if and when a company does not follow good governance practices and is therefore excluded from the initial investment universe for Article 8 and 9 products. Robeco's Good Governance policy applies to the Sub-fund and tests on a set of governance criteria that reflect widely recognized industry established norms and include topics as employee relations, management structure, tax compliance and remuneration.

The Good Governance test consists of criteria on such topics that are examined for investee companies and further explained in Robeco's Good Governance policy <https://www.robeco.com/files/docm/docu-robeco-good-governance-policy.pdf>. Additionally, the companies that do not pass the good governance test are reflected in the exclusion list that can be accessed here - <https://www.robeco.com/files/docm/docu-exclusion-list.pdf>.

Good governance practices include sound management structures, employee relations, remuneration of staff and tax compliance.



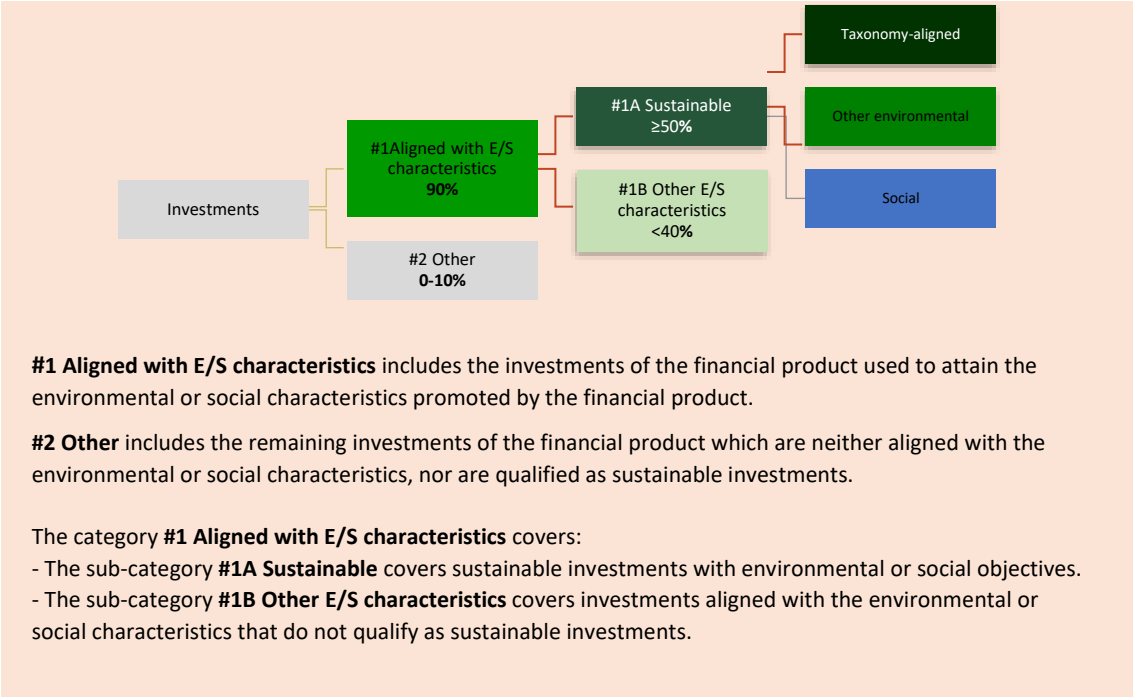
What is the asset allocation planned for this financial product?

At least 90% of the investments are aligned with the E/S characteristics of the Sub-fund. The Sub-fund plans to make a minimum of 50% sustainable investments, measured by positive scores via Robeco's SDG Framework. The investments in the category Other, estimated between 0-10%, are mostly in cash, cash equivalents and derivatives as further described below. The planned asset allocation is monitored continuously, and evaluated on a yearly basis.

Asset allocation describes the share of investments in specific assets.

Taxonomy-aligned activities are expressed as a share of:

- **turnover** reflecting the share of revenue from green activities of investee companies
- **capital expenditure** (CapEx) showing the green investments made by investee companies, e.g. for a transition to a green economy.
- **operational expenditure** (OpEx) reflecting green operational



activities of investee companies.

● **How does the use of derivatives attain the environmental or social characteristics promoted by the financial product?**

The Sub-fund does not make use of derivatives to attain the environmental or social characteristics promoted by the financial product. The Sub-fund may make use of derivatives for hedging, liquidity management and efficient portfolio management as well as investment purposes. Exchange traded and over-the-counter derivatives are permitted, including but not limited to futures, swaps, options and currency forwards. Whilst the Sub-fund may use derivatives both for investment purposes as well as for hedging and efficient portfolio management, it does not utilize derivatives for such purposes outside the intended share of investments allocated to the 'Other' category.
 In case the Sub-fund uses derivatives, the underlying shall comply with the investment policy. Where relevant, minimum environmental or social safeguards are taken into account as described below.



● **To what minimum extent are sustainable investments with an environmental objective aligned with the EU Taxonomy?**

0%. The Sub-fund does not intend to make Taxonomy-aligned investments. It cannot be excluded that among the Sub-fund's holdings certain investments are Taxonomy aligned. The Sub-fund will report on Taxonomy-aligned investment in the periodic disclosures. In the future, once data-availability in relation to the EU Taxonomy will improve, Robeco might consider setting a target based on turnover or CAPEX. Robeco currently relies on third-party data, including data in relation to companies that do not disclose on the EU Taxonomy alignment of their activities. EU Taxonomy-alignment data is not yet subject to a review by third parties. The Sub-fund only makes investments in equity and therefore it does not have sovereign exposures. The expected level of alignment with and without sovereign bonds is the same.

To comply with the EU Taxonomy, the criteria for **fossil gas** include limitations on emissions and switching to renewable power or low-carbon fuels

● **Does the financial product invest in fossil gas and/or nuclear energy related activities that comply with the EU Taxonomy?¹³**

Yes

In fossil gas In nuclear energy

No

¹³ Fossil gas and/or nuclear related activities will only comply with the EU Taxonomy where they contribute to limiting climate change ("climate change mitigation") and do not significantly harm any EU Taxonomy objective - see explanatory note in the left hand margin. The full criteria for fossil gas and nuclear energy economic activities that comply with the EU Taxonomy are laid down in Commission Delegated Regulation (EU) 2022/1214.

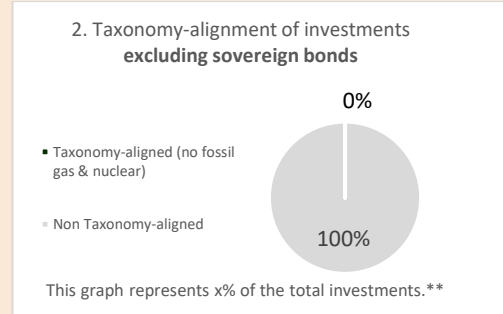
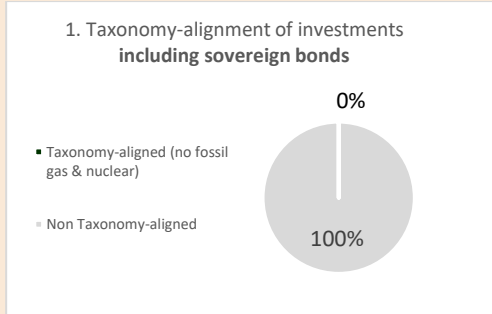
by the end of 2035. For nuclear energy, the criteria include comprehensive safety and waste management rules.

Enabling activities directly enable other activities to make a substantial contribution to an environmental objective.

Transitional activities are activities for which low-carbon alternatives are not yet available and among others have greenhouse gas emission levels corresponding to the best performance.

 are sustainable investments with an environmental objective that **do not take into account the criteria** for environmentally sustainable economic activities under the EU Taxonomy.

The two graphs below show in green the minimum percentage of investments that are aligned with the EU Taxonomy. As there is no appropriate methodology to determine the Taxonomy-alignment of sovereign bonds, the first graph shows the Taxonomy alignment in relation to all the investments of the financial product including sovereign bonds, while the second graph shows the Taxonomy alignment only in relation to the investments of the financial product other than sovereign bonds.*



* For the purpose of these graphs, 'sovereign bonds' consist of all sovereign exposures

** As the investments are not Taxonomy-aligned, the exclusion of sovereign bonds has no impact on the graph and therefore no such percentage is shown here.

 **What is the minimum share of investments in transitional and enabling activities?**

0%.



What is the minimum share of sustainable investments with an environmental objective that are not aligned with the EU Taxonomy?

The Sub-fund intends to make sustainable investments, measured as positive scores via Robeco's SDG Framework. Among those could be investments with environmental objectives that do not qualify as Taxonomy-aligned. The environmental objectives of the Sub-fund are attained by investing in companies that score positively on SDG 12 (Responsible consumption and production), SDG 13 (Climate action), SDG 14 (Life below water), and SDG 15 (Life on land) in Robeco's SDG Framework. While the sum of sustainable investments with an environmental objective and socially sustainable investments always adds up to the Sub-fund's minimum proportion of 50% sustainable investments, we do not commit to a minimum share of sustainable investments with an environmental objective because the Sub-fund's investment strategy does not have a specific environmental investment objective. Therefore, the minimum share of sustainable investments with an environmental objective is 0%.



What is the minimum share of socially sustainable investments?

The Sub-fund intends to make sustainable investments, measured as positive scores via Robeco's SDG Framework. Among those could be investments with social objectives. The social objectives of the Sub-fund are attained by investing in companies that score positively on SDG 1 (No poverty), SDG 2 (Zero hunger), SDG 3 (Good health and well-being), SDG 4 (Quality education), SDG 5 (Gender equality), SDG 6 (Clear water and sanitation), SDG 7 (Affordable and clean energy), SDG 8 (Decent work and economic growth), SDG 9 (Industry, innovation and infrastructure), SDG 10 (Reduced inequalities), SDG 11 (Sustainable cities and communities), SDG 16 (Peace, justice and strong institutions) and SDG 17 (Partnerships for the goals), in Robeco's SDG Framework. While the sum of socially sustainable investments and sustainable investments with an environmental objective always adds up to the Sub-fund's minimum proportion of sustainable investments, we do not commit to a minimum share of socially sustainable investments because the Sub-fund's investment strategy does not have a specific socially sustainable investment objective. Therefore, the minimum share of socially sustainable investments is 0%.



What investments are included under "#2 Other", what is their purpose and are there any minimum environmental or social safeguards?

The type of instruments included under "#2 Other" and their purpose are outlined in Annex I of this Prospectus under the header 'Financial instruments and investment restrictions'. They include cash, cash equivalents, as well as investment funds and eligible asset classes (other than bonds and equities) that do not specifically promote E/S characteristics. As indicated above, the Sub-fund does not make use of derivatives to attain the environmental or social characteristics promoted. The Sub-fund may make use of derivatives, which thus always fall under the category "#2 Other", for hedging, liquidity management and efficient portfolio management as well as investment purposes. Exchange traded and over-the-counter derivatives are permitted, including but not limited to futures, swaps, options and currency forwards. In case the Sub-fund uses derivatives, the underlying shall comply with the investment policy. Where relevant, minimum environmental or social safeguards are taken into account, by, for example, applying Robeco's Exclusion Policy for any single security derivative.



Is a specific index designated as a reference benchmark to determine whether this financial product is aligned with the environmental and/or social characteristics that it promotes?

Not applicable.

Reference benchmarks are indexes to measure whether the financial product attains the environmental or social characteristics that they promote.



Where can I find more product specific information online?

More product-specific information can be found on the website:

<https://www.robeco.com/en-int/products/funds/>

- Robeco's PAI Statement can be accessed via the following link:
<https://www.robeco.com/files/docm/docu-principal-adverse-impact-statement-summary-entity-level.pdf>
- Robeco's Good Governance test can be accessed via the following link:
<https://www.robeco.com/files/docm/docu-robeco-good-governance-policy.pdf>
- Robeco's SDG framework
<https://www.robeco.com/docm/docu-robeco-explanation-sdg-framework.pdf>
- Robeco's sustainability risk policy
<https://www.robeco.com/files/docm/docu-robeco-sustainability-risk-policy.pdf>

I) Robeco QI Global Developed Multi-Factor Equities

Pre-contractual disclosure for the financial products referred to in Article 8, paragraphs 1, 2 and 2a, of Regulation (EU) 2019/2088 and Article 6, first paragraph, of Regulation (EU) 2020/852

Product name: Robeco QI Global Developed Multi-Factor Equities

Legal entity identifier: 2138004BTUICV15VA168

Environmental and/or social characteristics

Does this financial product have a sustainable investment objective?



Yes



No

It will make a minimum of **sustainable investments with an environmental objective: ___%**

- in economic activities that qualify as environmentally sustainable under the EU Taxonomy
- in economic activities that do not qualify as environmentally sustainable under the EU Taxonomy

It will make a minimum of **sustainable investments with a social objective: ___%**



It promotes Environmental/Social (E/S) characteristics and while it does not have as its objective a sustainable investment, it will have a minimum proportion of 50% of sustainable investments

- with an environmental objective in economic activities that qualify as environmentally sustainable under the EU Taxonomy
- with an environmental objective in economic activities that do not qualify as environmentally sustainable under the EU Taxonomy
- with a social objective



It promotes E/S characteristics, but **will not make any sustainable investments**

Sustainable investment means an investment in an economic activity that contributes to an environmental or social objective, provided that the investment does not significantly harm any environmental or social objective and that the investee companies follow good governance practices.

The **EU Taxonomy** is a classification system laid down in Regulation (EU) 2020/852, establishing a list of **environmentally sustainable economic activities**. That Regulation does not include a list of socially sustainable economic activities. Sustainable investments with an environmental objective might be aligned with the Taxonomy or not.



Sustainability indicators measure how the environmental or social characteristics promoted by the financial product are attained.

What environmental and/or social characteristics are promoted by this financial product?

The Sub-fund has the following E/S characteristics:

1. The Sub-fund promotes good governance and sustainable corporate practices through proxy voting, which contributes to long-term shareholder value creation. This includes taking an active stance on social and environmental topics through Robeco's proxy voting policy.
2. The Sub-fund promotes certain minimum environmental and social safeguards through applying exclusion criteria with regards to products and business practices that Robeco believes are detrimental to society and incompatible with sustainable investment strategies, such as exposure to controversial behaviour, controversial weapons, and fossil fuels.
3. The Sub-fund promotes having a lower environmental footprint than the general market index referred to in Appendix VI – Benchmarks (the "General Market Index"), through reduction in carbon, water and waste footprints.
4. The Sub-fund promotes adherence to and conducting business activities in accordance with the United Nations Universal Declaration of Human Rights, the International Labor Organization's (ILO) labor standards, the United Nations Guiding Principles for Business and Human Rights (UNGPs), the United Nations Global Compact (UNGC) and the OECD Guidelines for Multinational Enterprises, by scrutinizing companies that violate these principles.
5. The Sub-fund promotes having a weighted average ESG score that is better than that of the General Market Index.
6. The Sub-fund promotes having a larger share of companies with a positive SDG score (1,2,3) in the portfolio than the General Market Index.

There is no reference benchmark designated for the purpose of attaining the environmental or social characteristics promoted by the Sub-fund.

What sustainability indicators are used to measure the attainment of each of the environmental or social characteristics promoted by this financial product?

The Sub-fund has the following sustainability indicators:

1. The number of holdings and agenda items voted.
2. The % of investments in securities that are on Robeco's Exclusion list as result of the application of Robeco's Exclusion Policy.
3. The Sub-fund's weighted carbon, water and waste footprint score compared to the General Market Index.
4. The number of companies that are in violation of the ILO standards, UNGPs, UNGC or OECD Guidelines for Multinational Enterprises and hence are a part of the Enhanced Engagement program.
5. The Sub-fund's weighted average ESG score compared to the General Market Index.
6. The Sub-fund's weight in companies with a positive SDG score (1,2,3) compared to the General Market Index weight in companies with a positive SDG score (1,2,3).

What are the objectives of the sustainable investments that the financial product partially intends to make and how does the sustainable investment contribute to such objectives?

The sustainable investments aim to contribute to the UN Sustainable Development Goals ("SDGs"), that have both social and environmental objectives. These are 17 goals that are globally recognised and include environmental goals such as climate action, clean water, life on land and water and social goals such as zero hunger, gender equality, education, etc. Robeco has developed a proprietary framework based on the UN SDGs through which an issuer's contribution to such SDGs is determined through a 3-step process. This process starts with a sector baseline on which a company's products are analysed to examine contribution to the society and environment. Further, the operational processes involved in creating such products is checked along with any controversies/litigation claims and remediation actions

taken which are perused before a final SDG score is determined. The final score ranges between high negative (-3) to high positive (+3) and only those issuers which achieve positive SDG scores (+1, +2 and +3) are regarded as Sustainable Investments.

● ***How do the sustainable investments that the financial product partially intends to make, not cause significant harm to any environmental or social sustainable investment objective?***

The sustainable investments do no significant harm to any environmental or social sustainable investment objective by considering a principal adverse impact and aligning with the OECD Guidelines for Multinational Enterprises and the UN Guiding Principles on Business and Human Rights. In addition, sustainable investments score positively on Robeco's SDG Framework, and therefore do not cause significant harm.

How have the indicators for adverse impacts on sustainability factors been taken into account?

Mandatory principal adverse impact indicators are considered through Robeco's SDG Framework, either directly or indirectly, when identifying sustainable investments for the Sub-fund. In addition, voluntary environmental and social indicators are taken into account, depending on their relevance for measuring impacts on the SDGs and the availability of data. A detailed description of the incorporation of principal adverse impacts is available via Robeco's Principal Adverse Impact Statement published on the Robeco website (<https://www.robeco.com/files/docm/docu-principal-adverse-impact-statement-summary-entity-level.pdf>). In this statement, Robeco sets out its approach to identifying and prioritizing principal adverse impacts, and how principal adverse impacts are considered as part of Robeco's investment due diligence process and procedures relating to research and analysis, exclusions and restrictions and/or voting and engagement. This description also explains how principal adverse impact indicators are considered by the SDG Framework.

How are the sustainable investments aligned with the OECD Guidelines for Multinational Enterprises and the UN Guiding Principles on Business and Human Rights? Details:

The sustainable investments are aligned with the OECD Guidelines for Multinational Enterprises and the UN Guiding Principles on Business and Human Rights via both Robeco's Exclusion Policy and Robeco's SDG Framework.

Robeco's Exclusion Policy includes an explanation of how Robeco acts in accordance with the International Labor Organization (ILO) standards, United Nations Guiding Principles (UNGPs), United Nations Global Compact (UNGC) Principles and the Organization for Economic Co-operation and Development (OECD) Guidelines for Multinational Enterprises and is guided by these international treaties to assess the behavior of companies. Robeco continuously screens its investments for breaches of these principles. In case of a breach, the company will be excluded or engaged with, and is not considered a sustainable investment.

Robeco's SDG Framework screens for breaches on these principles in the final step of the framework. In this step, Robeco checks whether the company concerned has been involved in any controversies. Involvement in any controversy will result in a negative SDG score for the company, meaning it is not a sustainable investment.

The EU Taxonomy sets out a "do not significant harm" principle by which Taxonomy-aligned investments should not significantly harm EU Taxonomy objectives and is accompanied by specific EU criteria.

The "do no significant harm" principle applies only to those investments underlying the financial product that take into account the EU criteria for environmentally sustainable economic activities. The investments underlying the remaining portion of this financial product do not take into account the EU criteria for environmentally sustainable economic activities.

Any other sustainable investments must also not significantly harm any environmental or social objectives.



Does this financial product consider principal adverse impacts on sustainability factors?

Yes, _____

The Sub-fund considers principal adverse impacts on sustainability factors as referred to in Annex I of the SFDR Delegated Act.

Pre-investment, the following principal adverse impacts on sustainability factors are considered:

- Via the applied normative and activity-based exclusions, the following PAIs are considered:
 - Exposure to companies active in the fossil fuel sector (PAI 4, Table 1)
 - Violations of the UN Global Compact Principles and Organisation for Economic Cooperation and Development (OECD) Guidelines for Multinational Enterprises (PAI 10, Table 1)
 - Activities negatively affecting biodiversity-sensitive areas (PAI 7, Table 1). The consideration of this PAI is currently restricted to applying exclusions to palm oil producing companies and for any breaches to the UNGC, UNGP and OECD Guidelines for Multinational Enterprises in relation to biodiversity.
 - Exposure to controversial weapons (anti-personnel mines, cluster munitions, chemical weapons (PAI 14, Table 1)
- Via the environmental footprint performance targets of the Sub-fund, the following PAIs are considered:
 - Carbon footprint (PAI 2, Table 1)
 - Water and waste indicators (PAI 7-9, Table 1). Robeco will use on water and waste footprint until data quality and coverage of the PAIs will improve.

Post-investment, the following principal adverse impacts on sustainability factors are taken into account:

- Via the application of the voting policy, the following PAIs are considered:
 - All indicators related to GHG emissions (PAI 1-6, Table 1)
 - Indicators related to social and employee matters (PAI 10-13, Table 1; PAI 5-8, Table 3)
- Via Robeco's entity engagement program, the following PAIs are considered:

Principal adverse impacts are the most significant negative impacts of investment decisions on sustainability factors relating to environmental, social and employee matters, respect for human rights, anti-corruption and anti-bribery matters.

- All indicators related to Climate and other environment-related indicators (PAI 1-9, Table 1)
- Violations of the UN Global Compact Principles and Organisation for Economic Cooperation and Development (OECD) Guidelines for Multinational Enterprises (PAI 10, Table 1)
- In addition, based on a yearly review of Robeco's performance on all mandatory and selected voluntary indicators, holdings of the Sub-fund that cause adverse impact might be selected for engagement.

More information is available via Robeco's Principal Adverse Impact Statement, published on Robeco's website. The Sub-fund will periodically report how it has considered the principal adverse impacts of its investments in the Company's annual report, which will be made available each year on or before 30 April at the Sub-fund page highlighted in final section of this document.

No



What investment strategy does this financial product follow?

Robeco QI Global Developed Multi-Factor Equities is an actively managed fund that invests in stocks in developed countries across the world. The selection of these stocks is based on a quantitative model as described in the Investment policy strategy paragraph in Appendix I of this Prospectus. The strategy integrates sustainability indicators on a continuous basis as part of the stock selection process. Amongst others, the Sub-fund applies norms-based and activity-based exclusions, Robeco's good governance policy, Robeco's SDG framework and considers Principal Adverse Impacts in the investment process. More product-specific information can be found on our website and the links provided in the final question of this disclosure.

The investment strategy guides investment decisions based on factors such as investment objectives and risk tolerance.

What are the binding elements of the investment strategy used to select the investments to attain each of the environmental or social characteristics promoted by this financial product?

The Sub-fund has the following binding elements:

1. All equity holdings have a granted right to vote and Robeco exerts that right by voting according to Robeco's Proxy Voting Policy, unless impediments occur (e.g. share blocking or when not considered cost efficient). Robeco's Proxy Voting Policy can be found at <https://www.robeco.com/files/docm/docu-robeco-stewardship-policy.pdf>.
2. The Sub-fund's portfolio complies with Robeco's Exclusion Policy (<https://www.robeco.com/files/docm/docu-exclusion-policy.pdf>), that is based on exclusion criteria with regards to products and business practices that Robeco believes are detrimental to society and incompatible with sustainable investment strategies. This means that the Sub-fund has 0% exposure to excluded securities, taking into account a grace period. Information with regards to the effects of the exclusions on the Sub-fund's universe can be found at <https://www.robeco.com/files/docm/docu-exclusion-list.pdf>
3. The Sub-fund's weighted carbon, water and waste footprint score is a better than that of the General Market Index.
4. The Sub-fund scrutinizes investment in companies that are in breach of the ILO standards, UNGPs, UNGC or OECD Guidelines for Multinational Enterprises. If a company in the portfolio breaches one of the international guidelines during the investment period, the company will become part of the Enhanced Engagement program. When engagement is deemed highly unlikely to succeed, the company might be excluded directly.
5. The Sub-fund's weighted average ESG score is better than that of the General Market Index.
6. The Sub-fund's weight in companies with a positive SDG score (1,2,3) is better than that of the General Market Index.

● **What is the committed minimum rate to reduce the scope of the investments considered prior to the application of that investment strategy?**

The Sub-fund does not commit to a minimum rate to reduce the scope of investments prior to the application of the investment strategy.

● **What is the policy to assess good governance practices of the investee companies?**

Robeco has a Good Governance policy to assess governance practices of companies. The policy describes how Robeco determines if and when a company does not follow good governance practices and is therefore excluded from the initial investment universe for Article 8 and 9 products. Robeco's Good Governance policy applies to the Sub-fund and tests on a set of governance criteria that reflect widely recognized industry established norms and include topics as employee relations, management structure, tax compliance and remuneration.

The Good Governance test consists of criteria on such topics that are examined for investee companies and further explained in Robeco's Good Governance policy <https://www.robeco.com/files/docm/docu-robeco-good-governance-policy.pdf>. Additionally, the companies that do not pass the good governance test are reflected in the exclusion list that can be accessed here - <https://www.robeco.com/files/docm/docu-exclusion-list.pdf>.

Good governance practices include sound management structures, employee relations, remuneration of staff and tax compliance.



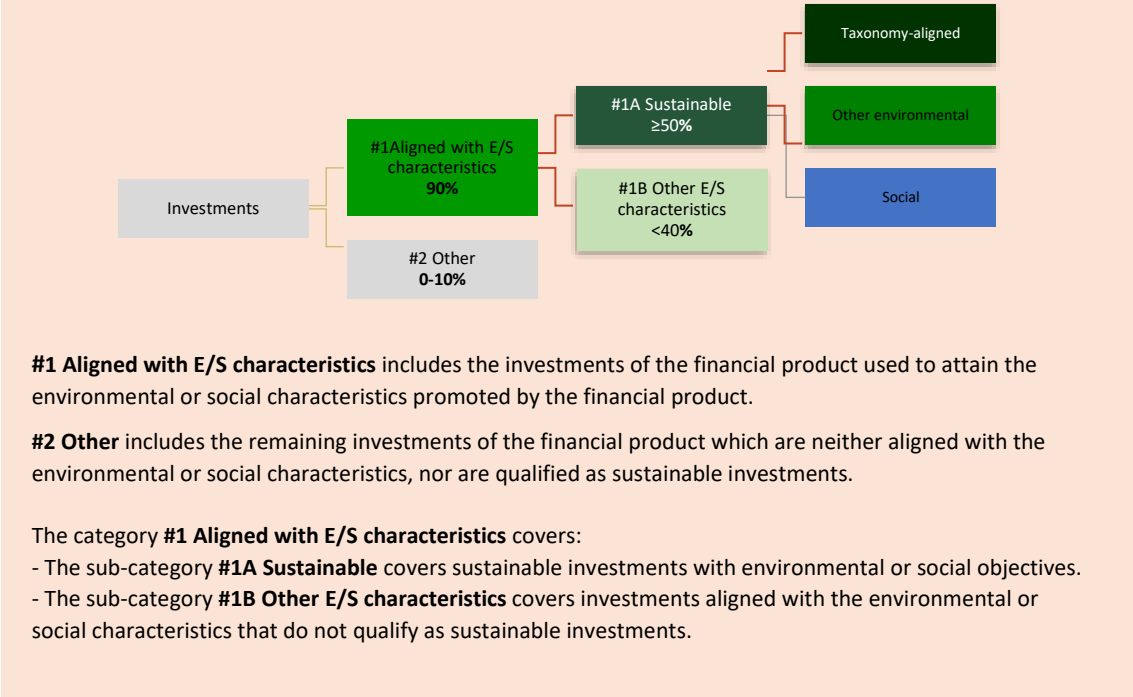
What is the asset allocation planned for this financial product?

At least 90% of the investments are aligned with the E/S characteristics of the Sub-fund. The Sub-fund plans to make a minimum of 50% sustainable investments, measured by positive scores via Robeco's SDG Framework. The investments in the category Other, estimated between 0-10%, are mostly in cash, cash equivalents and derivatives as further described below. The planned asset allocation is monitored continuously, and evaluated on a yearly basis.

Asset allocation describes the share of investments in specific assets.

Taxonomy-aligned activities are expressed as a share of:

- **turnover** reflecting the share of revenue from green activities of investee companies
- **capital expenditure** (CapEx) showing the green investments made by investee companies, e.g. for a transition to a green economy.
- **operational expenditure** (OpEx) reflecting green operational



activities of investee companies.



How does the use of derivatives attain the environmental or social characteristics promoted by the financial product?

The Sub-fund does not make use of derivatives to attain the environmental or social characteristics promoted by the financial product. The Sub-fund may make use of derivatives for hedging, liquidity management and efficient portfolio management as well as investment purposes. Exchange traded and over-the-counter derivatives are permitted, including but not limited to futures, swaps, options and currency forwards. Whilst the Sub-fund may use derivatives both for investment purposes as well as for hedging and efficient portfolio management, it does not utilize derivatives for such purposes outside the intended share of investments allocated to the 'Other' category. In case the Sub-fund uses derivatives, the underlying shall comply with the investment policy. Where relevant, minimum environmental or social safeguards are taken into account as described below.



To what minimum extent are sustainable investments with an environmental objective aligned with the EU Taxonomy?

0%. The Sub-fund does not intend to make Taxonomy-aligned investments. It cannot be excluded that among the Sub-fund's holdings certain investments are Taxonomy aligned. The Sub-fund will report on Taxonomy-aligned investment in the periodic disclosures. In the future, once data-availability in relation to the EU Taxonomy will improve, Robeco might consider setting a target based on turnover or CAPEX. Robeco currently relies on third-party data, including data in relation to companies that do not disclose on the EU Taxonomy alignment of their activities. EU Taxonomy-alignment data is not yet subject to a review by third parties. The Sub-fund only makes investments in equity and therefore it does not have sovereign exposures. The expected level of alignment with and without sovereign bonds is the same.

To comply with the EU Taxonomy, the criteria for **fossil gas** include limitations on emissions and switching to renewable power or low-carbon fuels



Does the financial product invest in fossil gas and/or nuclear energy related activities that comply with the EU Taxonomy?¹⁴

Yes

In fossil gas In nuclear energy


No

¹⁴ Fossil gas and/or nuclear related activities will only comply with the EU Taxonomy where they contribute to limiting climate change ("climate change mitigation") and do not significantly harm any EU Taxonomy objective - see explanatory note in the left hand margin. The full criteria for fossil gas and nuclear energy economic activities that comply with the EU Taxonomy are laid down in Commission Delegated Regulation (EU) 2022/1214.

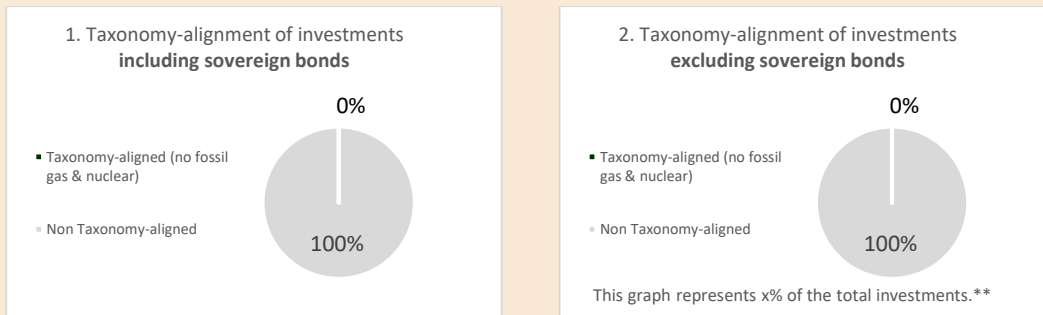
by the end of 2035. For nuclear energy, the criteria include comprehensive safety and waste management rules.

Enabling activities directly enable other activities to make a substantial contribution to an environmental objective.

Transitional activities are activities for which low-carbon alternatives are not yet available and among others have greenhouse gas emission levels corresponding to the best performance.

 are sustainable investments with an environmental objective that **do not take into account the criteria** for environmentally sustainable economic activities under the EU Taxonomy.

The two graphs below show in green the minimum percentage of investments that are aligned with the EU Taxonomy. As there is no appropriate methodology to determine the Taxonomy-alignment of sovereign bonds, the first graph shows the Taxonomy alignment in relation to all the investments of the financial product including sovereign bonds, while the second graph shows the Taxonomy alignment only in relation to the investments of the financial product other than sovereign bonds.*



* For the purpose of these graphs, 'sovereign bonds' consist of all sovereign exposures

** As the investments are not Taxonomy-aligned, the exclusion of sovereign bonds has no impact on the graph and therefore no such percentage is shown here.

 **What is the minimum share of investments in transitional and enabling activities?**

0%.



What is the minimum share of sustainable investments with an environmental objective that are not aligned with the EU Taxonomy?

The Sub-fund intends to make sustainable investments, measured as positive scores via Robeco's SDG Framework. Among those could be investments with environmental objectives that do not qualify as Taxonomy-aligned. The environmental objectives of the Sub-fund are attained by investing in companies that score positively on SDG 12 (Responsible consumption and production), SDG 13 (Climate action), SDG 14 (Life below water), and SDG 15 (Life on land) in Robeco's SDG Framework. While the sum of sustainable investments with an environmental objective and socially sustainable investments always adds up to the Sub-fund's minimum proportion of 50% sustainable investments, we do not commit to a minimum share of sustainable investments with an environmental objective because the Sub-fund's investment strategy does not have a specific environmental investment objective. Therefore, the minimum share of sustainable investments with an environmental objective is 0%.



What is the minimum share of socially sustainable investments?

The Sub-fund intends to make sustainable investments, measured as positive scores via Robeco's SDG Framework. Among those could be investments with social objectives. The social objectives of the Sub-fund are attained by investing in companies that score positively on SDG 1 (No poverty), SDG 2 (Zero hunger), SDG 3 (Good health and well-being), SDG 4 (Quality education), SDG 5 (Gender equality), SDG 6 (Clear water and sanitation), SDG 7 (Affordable and clean energy), SDG 8 (Decent work and economic growth), SDG 9 (Industry, innovation and infrastructure), SDG 10 (Reduced inequalities), SDG 11 (Sustainable cities and communities), SDG 16 (Peace, justice and strong institutions) and SDG 17 (Partnerships for the goals), in Robeco's SDG Framework. While the sum of socially sustainable investments and sustainable investments with an environmental objective always adds up to the Sub-fund's minimum proportion of sustainable investments, we do not commit to a minimum share of socially sustainable investments because the Sub-fund's investment strategy does not have a specific socially sustainable investment objective. Therefore, the minimum share of socially sustainable investments is 0%.



What investments are included under "#2 Other", what is their purpose and are there any minimum environmental or social safeguards?

The type of instruments included under "#2 Other" and their purpose are outlined in Annex I of this Prospectus under the header 'Financial instruments and investment restrictions'. They include cash, cash equivalents, as well as investment funds and eligible asset classes (other than bonds and equities) that do not specifically promote E/S characteristics. As indicated above, the Sub-fund does not make use of derivatives to attain the environmental or social characteristics promoted. The Sub-fund may make use of derivatives, which thus always fall under the category "#2 Other", for hedging, liquidity management and efficient portfolio management as well as investment purposes. Exchange traded and over-the-counter derivatives are permitted, including but not limited to futures, swaps, options and currency forwards. In case the Sub-fund uses derivatives, the underlying shall comply with the investment policy. Where relevant, minimum environmental or social safeguards are taken into account, by, for example, applying Robeco's Exclusion Policy for any single security derivative.



Is a specific index designated as a reference benchmark to determine whether this financial product is aligned with the environmental and/or social characteristics that it promotes?

Not applicable.

Reference benchmarks are indexes to measure whether the financial product attains the environmental or social characteristics that they promote.



Where can I find more product specific information online?

More product-specific information can be found on the website:

<https://www.robeco.com/en-int/products/funds/>

- Robeco's PAI Statement can be accessed via the following link:
<https://www.robeco.com/files/docm/docu-principal-adverse-impact-statement-summary-entity-level.pdf>
- Robeco's Good Governance test can be accessed via the following link:
<https://www.robeco.com/files/docm/docu-robeco-good-governance-policy.pdf>
- Robeco's SDG framework
<https://www.robeco.com/docm/docu-robeco-explanation-sdg-framework.pdf>
- Robeco's sustainability risk policy
<https://www.robeco.com/files/docm/docu-robeco-sustainability-risk-policy.pdf>

m) Robeco QI Emerging Markets Sustainable Active Equities

Pre-contractual disclosure for the financial products referred to in Article 8, paragraphs 1, 2 and 2a, of Regulation (EU) 2019/2088 and Article 6, first paragraph, of Regulation (EU) 2020/852

Product name: Robeco QI Emerging Markets Sustainable Active Equities

Legal entity identifier: 549300CZ8S23ZD8TW786

Environmental and/or social characteristics

Does this financial product have a sustainable investment objective?

Yes

No

It will make a minimum of **sustainable investments with an environmental objective: ___%**

- in economic activities that qualify as environmentally sustainable under the EU Taxonomy
- in economic activities that do not qualify as environmentally sustainable under the EU Taxonomy

It will make a minimum of **sustainable investments with a social objective: ___%**

It **promotes Environmental/Social (E/S) characteristics** and while it does not have as its objective a sustainable investment, it will have a minimum proportion of 50% of sustainable investments

- with an environmental objective in economic activities that qualify as environmentally sustainable under the EU Taxonomy
- with an environmental objective in economic activities that do not qualify as environmentally sustainable under the EU Taxonomy
- with a social objective

It promotes E/S characteristics, but **will not make any sustainable investments**

Sustainable investment means an investment in an economic activity that contributes to an environmental or social objective, provided that the investment does not significantly harm any environmental or social objective and that the investee companies follow good governance practices.

The **EU Taxonomy** is a classification system laid down in Regulation (EU) 2020/852, establishing a list of **environmentally sustainable economic activities**. That Regulation does not include a list of socially sustainable economic activities. Sustainable investments with an environmental objective might be aligned with the Taxonomy or not.



Sustainability indicators measure how the environmental or social characteristics promoted by the financial product are attained.

What environmental and/or social characteristics are promoted by this financial product?

The Sub-fund has the following E/S characteristics:

1. The Sub-fund promotes good governance and sustainable corporate practices through proxy voting, which contributes to long-term shareholder value creation. This includes taking an active stance on social and environmental topics through Robeco's proxy voting policy.
2. The Sub-fund promotes having a substantially lower environmental footprint than the general market index referred to in Appendix VI – Benchmarks (the "General Market Index").
3. The Sub-fund promotes certain minimum environmental and social safeguards through applying exclusion criteria with regards to products and business practices that Robeco believes are detrimental to society and incompatible with sustainable investment strategies, such as exposure to controversial behaviour, controversial weapons, and fossil fuels.
4. The Sub-fund promotes adherence to and conducting business activities in accordance with the United Nations Universal Declaration of Human Rights, the International Labor Organization's (ILO) labor standards, the United Nations Guiding Principles for Business and Human Rights (UNGPs), the United Nations Global Compact (UNGC) and the OECD Guidelines for Multinational Enterprises.
5. The Sub-fund promotes investment in a portfolio that avoid significant harm to the Sustainable Development Goals (SDGs).
6. The Sub-fund has a substantially better weighted average ESG score than the General Market Index.
7. The Sub-fund promotes having a substantially larger share of companies with a positive SDG score (1,2,3) in the portfolio than the General Market Index.

There is no reference benchmark designated for the purpose of attaining the environmental or social characteristics promoted by the Sub-fund.

What sustainability indicators are used to measure the attainment of each of the environmental or social characteristics promoted by this financial product?

The Sub-fund has the following sustainability indicators:

1. The number of holdings and agenda items voted.
2. The Sub-fund's weighted carbon, water and waste footprint score compared to the General Market Index.
3. The % of investments in securities that are on Robeco's Exclusion list as result of the application of Robeco's Exclusion Policy.
4. The % of holdings that are in violation of the ILO standards, UNGPs, UNGC or OECD Guidelines for Multinational Enterprises.
5. The proportion of companies that hold a high or medium negative SDG score (-3 or -2) based on the internally developed SDG Framework.
6. The Sub-fund's weighted average ESG score compared to the General Market Index.
7. The Sub-fund's weight in companies with a positive SDG score (1,2,3) compared to the General Market Index weight in companies with a positive SDG score (1,2,3).

What are the objectives of the sustainable investments that the financial product partially intends to make and how does the sustainable investment contribute to such objectives?

The sustainable investments aim to contribute to the UN Sustainable Development Goals ("SDGs"), that have both social and environmental objectives. These are 17 goals that are globally recognised and include environmental goals such as climate action, clean water, life on land and water and social goals such as zero hunger, gender equality, education, etc. Robeco has developed a proprietary framework based on the UN SDGs through which an issuer's contribution to such SDGs is determined through a 3-step process. This process starts with a sector baseline on which a company's products are analysed to examine contribution to the society and environment. Further, the operational processes involved in

creating such products is checked along with any controversies/litigation claims and remediation actions taken which are perused before a final SDG score is determined. The final score ranges between high negative (-3) to high positive (+3) and only those issuers which achieve positive SDG scores (+1, +2 and +3) are regarded as Sustainable Investments.

● ***How do the sustainable investments that the financial product partially intends to make, not cause significant harm to any environmental or social sustainable investment objective?***

The sustainable investments do no significant harm to any environmental or social sustainable investment objective by considering a principal adverse impact and aligning with the OECD Guidelines for Multinational Enterprises and the UN Guiding Principles on Business and Human Rights. In addition, sustainable investments score positively on Robeco's SDG Framework, and therefore do not cause significant harm.

How have the indicators for adverse impacts on sustainability factors been taken into account?

Mandatory principal adverse impact indicators are considered through Robeco's SDG Framework, either directly or indirectly, when identifying sustainable investments for the Sub-fund. In addition, voluntary environmental and social indicators are taken into account, depending on their relevance for measuring impacts on the SDGs and the availability of data. A detailed description of the incorporation of principal adverse impacts is available via Robeco's Principal Adverse Impact Statement published on the Robeco website (<https://www.robeco.com/files/docm/docu-principal-adverse-impact-statement-summary-entity-level.pdf>). In this statement, Robeco sets out its approach to identifying and prioritizing principal adverse impacts, and how principal adverse impacts are considered as part of Robeco's investment due diligence process and procedures relating to research and analysis, exclusions and restrictions and/or voting and engagement. This description also explains how principal adverse impact indicators are considered by the SDG Framework.

How are the sustainable investments aligned with the OECD Guidelines for Multinational Enterprises and the UN Guiding Principles on Business and Human Rights? Details:

The sustainable investments are aligned with the OECD Guidelines for Multinational Enterprises and the UN Guiding Principles on Business and Human Rights via both Robeco's Exclusion Policy and Robeco's SDG Framework.

Robeco's Exclusion Policy includes an explanation of how Robeco acts in accordance with the International Labor Organization (ILO) standards, United Nations Guiding Principles (UNGPs), United Nations Global Compact (UNGC) Principles and the Organization for Economic Co-operation and Development (OECD) Guidelines for Multinational Enterprises and is guided by these international treaties to assess the behavior of companies. Robeco continuously screens its investments for breaches of these principles. In case of a breach, the company will be excluded or engaged with, and is not considered a sustainable investment.

Robeco's SDG Framework screens for breaches on these principles in the final step of the framework. In this step, Robeco checks whether the company concerned has been involved in any controversies. Involvement in any controversy will result in a negative SDG score for the company, meaning it is not a sustainable investment.

The EU Taxonomy sets out a "do not significant harm" principle by which Taxonomy-aligned investments should not significantly harm EU Taxonomy objectives and is accompanied by specific EU criteria.

The "do no significant harm" principle applies only to those investments underlying the financial product that take into account the EU criteria for environmentally sustainable economic activities. The investments underlying the remaining portion of this financial product do not take into account the EU criteria for environmentally sustainable economic activities.

Any other sustainable investments must also not significantly harm any environmental or social objectives.



Does this financial product consider principal adverse impacts on sustainability factors?

Yes, _____

The Sub-fund considers principal adverse impacts on sustainability factors as referred to in Annex I of the SFDR Delegated Act.

Pre-investment, the following principal adverse impacts on sustainability factors are considered:

- Via the applied normative and activity-based exclusions, the following PAIs are considered:
 - Exposure to companies active in the fossil fuel sector (PAI 4, Table 1)
 - Violations of the UN Global Compact Principles and Organisation for Economic Cooperation and Development (OECD) Guidelines for Multinational Enterprises (PAI 10, Table 1)
 - Activities negatively affecting biodiversity-sensitive areas (PAI 7, Table 1). The consideration of this PAI is currently restricted to applying exclusions to palm oil producing companies and for any breaches to the UNGC, UNGP and OECD Guidelines for Multinational Enterprises in relation to biodiversity.
 - Exposure to controversial weapons (anti-personnel mines, cluster munitions, chemical weapons (PAI 14, Table 1)
- Via the environmental footprint performance targets of the Sub-fund, the following PAIs are considered:
 - Carbon footprint (PAI 2, Table 1)
 - Water and waste indicators (PAI 7-9, Table 1). Robeco will use on water and waste footprint until data quality and coverage of the PAIs will improve.

Post-investment, the following principal adverse impacts on sustainability factors are taken into account:

- Via the application of the voting policy, the following PAIs are considered:
 - All indicators related to GHG emissions (PAI 1-6, Table 1)

Principal adverse impacts are the most significant negative impacts of investment decisions on sustainability factors relating to environmental, social and employee matters, respect for human rights, anti-corruption and anti-bribery matters.

- Indicators related to social and employee matters (PAI 10-13, Table 1; PAI 5-8, Table 3)
- o Via Robeco's entity engagement program, the following PAIs are considered:
 - All indicators related to Climate and other environment-related indicators (PAI 1-9, Table 1)
 - Violations of the UN Global Compact Principles and Organisation for Economic Cooperation and Development (OECD) Guidelines for Multinational Enterprises (PAI 10, Table 1)
 - In addition, based on a yearly review of Robeco's performance on all mandatory and selected voluntary indicators, holdings of the Sub-fund that cause adverse impact might be selected for engagement.

More information is available via Robeco's Principal Adverse Impact Statement, published on Robeco's website. The Sub-fund will periodically report how it has considered the principal adverse impacts of its investments in the Company's annual report, which will be made available each year on or before 30 April at the Sub-fund page highlighted in final section of this document.

No



What investment strategy does this financial product follow?

Robeco QI Emerging Markets Sustainable Active Equities is an actively managed fund that invests in stocks of companies in emerging markets. The selection of these stocks is based on a quantitative model as described in the Investment policy strategy paragraph in Appendix I of this Prospectus. The strategy integrates sustainability indicators on a continuous basis as part of the stock selection process. Amongst others, the Sub-fund applies norms-based and activity-based exclusions, Robeco's good governance policy, Robeco's SDG framework and considers Principal Adverse Impacts in the investment process. More product-specific information can be found on our website and the links provided in the final question of this disclosure.

What are the binding elements of the investment strategy used to select the investments to attain each of the environmental or social characteristics promoted by this financial product?

The Sub-fund has the following binding elements:

1. All equity holdings have a granted right to vote and Robeco exerts that right by voting according to Robeco's Proxy Voting Policy, unless impediments occur (e.g. share blocking or when not considered cost efficient). Robeco's Proxy Voting Policy can be found at <https://www.robeco.com/files/docm/docu-robeco-stewardship-policy.pdf>.
2. The Sub-fund's weighted water and waste footprint score is at least 20% better than that of the General Market Index. The Sub-fund's weighted carbon footprint score is at least 30% better than that of the General Market Index.
3. The Sub-fund's portfolio complies with Robeco's Exclusion Policy (<https://www.robeco.com/files/docm/docu-exclusion-policy.pdf>), that is based on exclusion criteria with regards to products and business practices that Robeco believes are detrimental to society and incompatible with sustainable investment strategies. This means that the Sub-fund has 0% exposure to excluded securities, taking into account a grace period. Information with regards to the effects of the exclusions on the Sub-fund's universe can be found at <https://www.robeco.com/files/docm/docu-exclusion-list.pdf>.
4. The Sub-fund avoids investment in companies that are in breach of the ILO standards, UNGPs, UNGC or OECD Guidelines for Multinational Enterprises. Companies that breach the international norms will be excluded from the investment universe.

The investment strategy guides investment decisions based on factors such as investment objectives and risk tolerance.

5. The Sub-fund excludes all high or medium negative SDG scores (-3 or -2) based on the internally developed SDG Framework.
6. The Sub-fund's weighted average ESG score is at least 10% better than that of the General Market Index.
7. The Sub-fund's weight in companies with a positive SDG score (1,2,3) is at least 10% better than that of the General Market Index, measured as a ratio.

● **What is the committed minimum rate to reduce the scope of the investments considered prior to the application of that investment strategy?**

The Sub-fund does not commit to a minimum rate to reduce the scope of investments prior to the application of the investment strategy.

● **What is the policy to assess good governance practices of the investee companies?**

Robeco has a Good Governance policy to assess governance practices of companies. The policy describes how Robeco determines if and when a company does not follow good governance practices and is therefore excluded from the initial investment universe for Article 8 and 9 products. Robeco's Good Governance policy applies to the Sub-fund and tests on a set of governance criteria that reflect widely recognized industry established norms and include topics as employee relations, management structure, tax compliance and remuneration.

The Good Governance test consists of criteria on such topics that are examined for investee companies and further explained in Robeco's Good Governance policy <https://www.robeco.com/files/docm/docu-robeco-good-governance-policy.pdf>. Additionally, the companies that do not pass the good governance test are reflected in the exclusion list that can be accessed here - <https://www.robeco.com/files/docm/docu-exclusion-list.pdf>.

What is the asset allocation planned for this financial product?

At least 90% of the investments are aligned with the E/S characteristics of the Sub-fund. The Sub-fund plans to make a minimum of 50% sustainable investments, measured by positive scores via Robeco's SDG Framework. The investments in the category Other, estimated between 0-10%, are mostly in cash, cash equivalents and derivatives as further described below. The planned asset allocation is monitored continuously, and evaluated on a yearly basis.

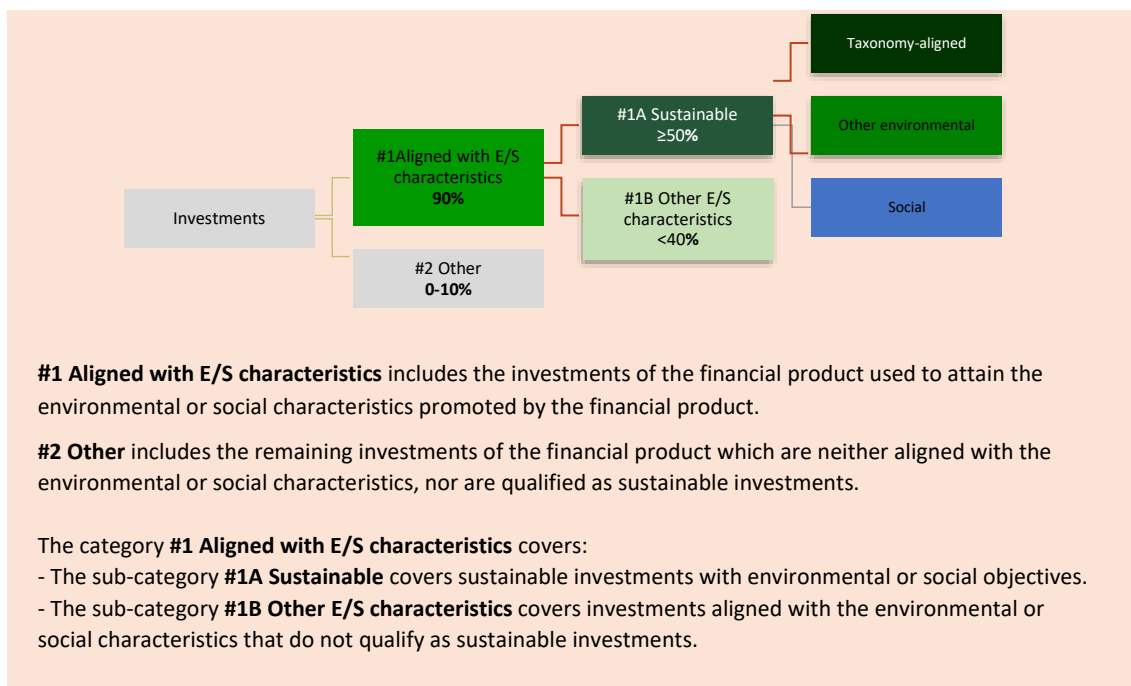
Good governance practices include sound management structures, employee relations, remuneration of staff and tax compliance.



Asset allocation describes the share of investments in specific assets.

Taxonomy-aligned activities are expressed as a share of:

- **turnover** reflecting the share of revenue from green activities of investee companies
- **capital expenditure** (CapEx) showing the green investments made by investee companies, e.g. for a transition to a green economy.
- **operational expenditure** (OpEx) reflecting green operational activities of investee companies.



● **How does the use of derivatives attain the environmental or social characteristics promoted by the financial product?**

The Sub-fund does not make use of derivatives to attain the environmental or social characteristics promoted by the financial product. The Sub-fund may make use of derivatives for hedging, liquidity management and efficient portfolio management as well as investment purposes. Exchange traded and over-the-counter derivatives are permitted, including but not limited to futures, swaps, options and currency forwards. Whilst the Sub-fund may use derivatives both for investment purposes as well as for hedging and efficient portfolio management, it does not utilize derivatives for such purposes outside the intended share of investments allocated to the 'Other' category.

In case the Sub-fund uses derivatives, the underlying shall comply with the investment policy. Where relevant, minimum environmental or social safeguards are taken into account as described below.



To what minimum extent are sustainable investments with an environmental objective aligned with the EU Taxonomy?

0%. The Sub-fund does not intend to make Taxonomy-aligned investments. It cannot be excluded that among the Sub-fund's holdings certain investments are Taxonomy aligned. The Sub-fund will report on Taxonomy-aligned investment in the periodic disclosures. In the future, once data-availability in relation to the EU Taxonomy will improve, Robeco might consider setting a target based on turnover or CAPEX. Robeco currently relies on third-party data, including data in relation to companies that do not disclose on the EU Taxonomy alignment of their activities. EU Taxonomy-alignment data is not yet subject to a review by third parties. The Sub-fund only makes investments in equity and therefore it does not have sovereign exposures. The expected level of alignment with and without sovereign bonds is the same.

To comply with the EU Taxonomy, the criteria for **fossil gas** include limitations on emissions and switching to renewable power or low-carbon fuels by the end of 2035. For **nuclear energy**, the criteria include comprehensive safety and waste management rules.

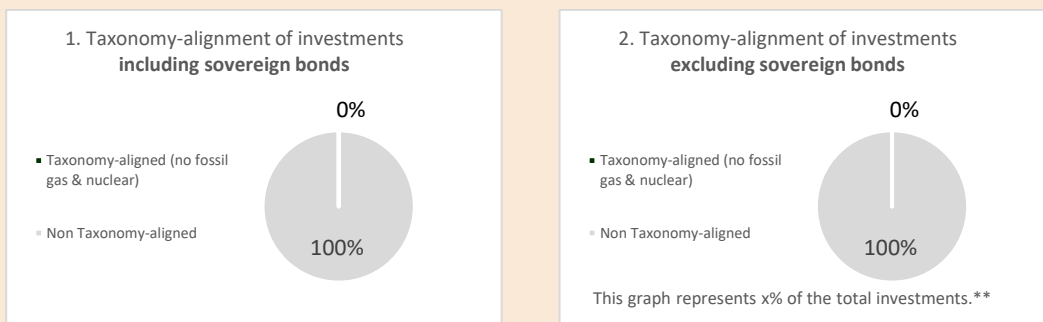
Enabling activities directly enable other activities to make a substantial contribution to an environmental objective.

Transitional activities are activities for which low-carbon alternatives are not yet available and among others have greenhouse gas emission levels corresponding to the best performance.

● **Does the financial product invest in fossil gas and/or nuclear energy related activities that comply with the EU Taxonomy?¹⁵**

- Yes
 - In fossil gas
 - In nuclear energy
- No

The two graphs below show in green the minimum percentage of investments that are aligned with the EU Taxonomy. As there is no appropriate methodology to determine the Taxonomy-alignment of sovereign bonds, the first graph shows the Taxonomy alignment in relation to all the investments of the financial product including sovereign bonds, while the second graph shows the Taxonomy alignment only in relation to the investments of the financial product other than sovereign bonds.*



* For the purpose of these graphs, 'sovereign bonds' consist of all sovereign exposures
 ** As the investments are not Taxonomy-aligned, the exclusion of sovereign bonds has no impact on the graph and therefore no such percentage is shown here.

● **What is the minimum share of investments in transitional and enabling activities?**


0%.



What is the minimum share of sustainable investments with an environmental objective that are not aligned with the EU Taxonomy?

The Sub-fund intends to make sustainable investments, measured as positive scores via Robeco's SDG Framework. Among those could be investments with environmental objectives that do not qualify as Taxonomy-aligned. The environmental objectives of the Sub-fund are attained by investing in companies that score positively on SDG 12 (Responsible consumption and production), SDG 13 (Climate action), SDG 14 (Life below water), and SDG 15 (Life on land) in Robeco's SDG Framework. While the sum of sustainable investments with an environmental objective and socially sustainable investments always adds up to the Sub-fund's minimum proportion of 50% sustainable investments, we do not commit to a minimum share of sustainable investments with an environmental objective because the Sub-fund's investment strategy does not have a specific environmental investment objective. Therefore, the minimum share of sustainable investments with an environmental objective is 0%.

¹⁵ Fossil gas and/or nuclear related activities will only comply with the EU Taxonomy where they contribute to limiting climate change ("climate change mitigation") and do not significantly harm any EU Taxonomy objective - see explanatory note in the left hand margin. The full criteria for fossil gas and nuclear energy economic activities that comply with the EU Taxonomy are laid down in Commission Delegated Regulation (EU) 2022/1214.

 are sustainable investments with an environmental objective that **do not take into account the criteria** for environmentally sustainable economic activities under the EU Taxonomy.



What is the minimum share of socially sustainable investments?

The Sub-fund intends to make sustainable investments, measured as positive scores via Robeco's SDG Framework. Among those could be investments with social objectives. The social objectives of the Sub-fund are attained by investing in companies that score positively on SDG 1 (No poverty), SDG 2 (Zero hunger), SDG 3 (Good health and well-being), SDG 4 (Quality education), SDG 5 (Gender equality), SDG 6 (Clean water and sanitation), SDG 7 (Affordable and clean energy), SDG 8 (Decent work and economic growth), SDG 9 (Industry, innovation and infrastructure), SDG 10 (Reduced inequalities), SDG 11 (Sustainable cities and communities), SDG 16 (Peace, justice and strong institutions) and SDG 17 (Partnerships for the goals), in Robeco's SDG Framework. While the sum of socially sustainable investments and sustainable investments with an environmental objective always adds up to the Sub-fund's minimum proportion of sustainable investments, we do not commit to a minimum share of socially sustainable investments because the Sub-fund's investment strategy does not have a specific socially sustainable investment objective. Therefore, the minimum share of socially sustainable investments is 0%.



What investments are included under "#2 Other", what is their purpose and are there any minimum environmental or social safeguards?

The type of instruments included under "#2 Other" and their purpose are outlined in Annex I of this Prospectus under the header 'Financial instruments and investment restrictions'. They include cash, cash equivalents, as well as investment funds and eligible asset classes (other than bonds and equities) that do not specifically promote E/S characteristics. As indicated above, the Sub-fund does not make use of derivatives to attain the environmental or social characteristics promoted. The Sub-fund may make use of derivatives, which thus always fall under the category "#2 Other", for hedging, liquidity management and efficient portfolio management as well as investment purposes. Exchange traded and over-the-counter derivatives are permitted, including but not limited to futures, swaps, options and currency forwards. In case the Sub-fund uses derivatives, the underlying shall comply with the investment policy. Where relevant, minimum environmental or social safeguards are taken into account, by, for example, applying Robeco's Exclusion Policy for any single security derivative.



Is a specific index designated as a reference benchmark to determine whether this financial product is aligned with the environmental and/or social characteristics that it promotes?

Not applicable.

Reference benchmarks are indexes to measure whether the financial product attains the environmental or social characteristics that they promote.



Where can I find more product specific information online?

More product-specific information can be found on the website:

<https://www.robeco.com/en-int/products/funds/>

- o Robeco's PAI Statement can be accessed via the following link:
<https://www.robeco.com/files/docm/docu-principal-adverse-impact-statement-summary-entity-level.pdf>

- Robeco's Good Governance test can be accessed via the following link:
<https://www.robeco.com/files/docm/docu-robeco-good-governance-policy.pdf>
- Robeco's SDG framework
<https://www.robeco.com/docm/docu-robeco-explanation-sdg-framework.pdf>
- Robeco's sustainability risk policy
<https://www.robeco.com/files/docm/docu-robeco-sustainability-risk-policy.pdf>

n) Robeco QI Global Developed Conservative Equities

Pre-contractual disclosure for the financial products referred to in Article 8, paragraphs 1, 2 and 2a, of Regulation (EU) 2019/2088 and Article 6, first paragraph, of Regulation (EU) 2020/852

Product name: Robeco QI Global Developed Conservative Equities

Legal entity identifier: 213800WBAS5AB8ING173

Environmental and/or social characteristics

Does this financial product have a sustainable investment objective?

Yes **No**

It will make a minimum of **sustainable investments with an environmental objective: ___%**

- in economic activities that qualify as environmentally sustainable under the EU Taxonomy
- in economic activities that do not qualify as environmentally sustainable under the EU Taxonomy

It will make a minimum of **sustainable investments with a social objective: ___%**

It **promotes Environmental/Social (E/S) characteristics** and while it does not have as its objective a sustainable investment, it will have a minimum proportion of 50% of sustainable investments

- with an environmental objective in economic activities that qualify as environmentally sustainable under the EU Taxonomy
- with an environmental objective in economic activities that do not qualify as environmentally sustainable under the EU Taxonomy
- with a social objective

It promotes E/S characteristics, but **will not make any sustainable investments**

Sustainable investment means an investment in an economic activity that contributes to an environmental or social objective, provided that the investment does not significantly harm any environmental or social objective and that the investee companies follow good governance practices.

The **EU Taxonomy** is a classification system laid down in Regulation (EU) 2020/852, establishing a list of **environmentally sustainable economic activities**. That Regulation does not include a list of socially sustainable economic activities. Sustainable investments with an environmental objective might be aligned with the Taxonomy or not.



Sustainability indicators measure how the environmental or social characteristics promoted by the financial product are attained.

What environmental and/or social characteristics are promoted by this financial product?

The Sub-fund has the following E/S characteristics:

1. The Sub-fund promotes good governance and sustainable corporate practices through proxy voting, which contributes to long-term shareholder value creation. This includes taking an active stance on social and environmental topics through Robeco's proxy voting policy.
2. The Sub-fund promotes certain minimum environmental and social safeguards through applying exclusion criteria with regards to products and business practices that Robeco believes are detrimental to society and incompatible with sustainable investment strategies, such as exposure to controversial behaviour, controversial weapons, and fossil fuels.
3. The Sub-fund promotes having a lower environmental footprint than the general market index referred to in Appendix VI – Benchmarks (the "General Market Index"), through reduction in carbon, water and waste footprints.
4. The Sub-fund promotes adherence to and conducting business activities in accordance with the United Nations Universal Declaration of Human Rights, the International Labor Organization's (ILO) labor standards, the United Nations Guiding Principles for Business and Human Rights (UNGPs), the United Nations Global Compact (UNGC) and the OECD Guidelines for Multinational Enterprises, by scrutinizing companies that violate these principles.
5. The Sub-fund promotes having a larger share of companies with a positive SDG score (1,2,3) in the portfolio than the General Market Index.

There is no reference benchmark designated for the purpose of attaining the environmental or social characteristics promoted by the Sub-fund.

What sustainability indicators are used to measure the attainment of each of the environmental or social characteristics promoted by this financial product?

The Sub-fund has the following sustainability indicators:

1. The number of holdings and agenda items voted.
2. The % of investments in securities that are on Robeco's Exclusion list as result of the application of Robeco's Exclusion Policy.
3. The Sub-fund's weighted carbon, water and waste footprint score compared to the General Market Index.
4. The number of companies that are in violation of the ILO standards, UNGPs, UNGC or OECD Guidelines for Multinational Enterprises and hence are a part of the Enhanced Engagement program.
5. The Sub-fund's weighted average ESG score compared to the General Market Index.
6. The Sub-fund's weight in companies with a positive SDG score (1,2,3) compared to the General Market Index weight in companies with a positive SDG score (1,2,3).

What are the objectives of the sustainable investments that the financial product partially intends to make and how does the sustainable investment contribute to such objectives?

The sustainable investments aim to contribute to the UN Sustainable Development Goals ("SDGs"), that have both social and environmental objectives. These are 17 goals that are globally recognised and include environmental goals such as climate action, clean water, life on land and water and social goals such as zero hunger, gender equality, education, etc. Robeco has developed a proprietary framework based on the UN SDGs through which an issuer's contribution to such SDGs is determined through a 3-step process. This process starts with a sector baseline on which a company's products are analysed to examine contribution to the society and environment. Further, the operational processes involved in creating such products is checked along with any controversies/litigation claims and remediation actions taken which are perused before a final SDG score is determined. The final score ranges between high

negative (-3) to high positive (+3) and only those issuers which achieve positive SDG scores (+1, +2 and +3) are regarded as Sustainable Investments.

● ***How do the sustainable investments that the financial product partially intends to make, not cause significant harm to any environmental or social sustainable investment objective?***

The sustainable investments do no significant harm to any environmental or social sustainable investment objective by considering a principal adverse impact and aligning with the OECD Guidelines for Multinational Enterprises and the UN Guiding Principles on Business and Human Rights. In addition, sustainable investments score positively on Robeco's SDG Framework, and therefore do not cause significant harm.

How have the indicators for adverse impacts on sustainability factors been taken into account?

Mandatory principal adverse impact indicators are considered through Robeco's SDG Framework, either directly or indirectly, when identifying sustainable investments for the Sub-fund. In addition, voluntary environmental and social indicators are taken into account, depending on their relevance for measuring impacts on the SDGs and the availability of data. A detailed description of the incorporation of principal adverse impacts is available via Robeco's Principal Adverse Impact Statement published on the Robeco website (<https://www.robeco.com/files/docm/docu-principal-adverse-impact-statement-summary-entity-level.pdf>). In this statement, Robeco sets out its approach to identifying and prioritizing principal adverse impacts, and how principal adverse impacts are considered as part of Robeco's investment due diligence process and procedures relating to research and analysis, exclusions and restrictions and/or voting and engagement. This description also explains how principal adverse impact indicators are considered by the SDG Framework.

How are the sustainable investments aligned with the OECD Guidelines for Multinational Enterprises and the UN Guiding Principles on Business and Human Rights? Details:

The sustainable investments are aligned with the OECD Guidelines for Multinational Enterprises and the UN Guiding Principles on Business and Human Rights via both Robeco's Exclusion Policy and Robeco's SDG Framework.

Robeco's Exclusion Policy includes an explanation of how Robeco acts in accordance with the International Labor Organization (ILO) standards, United Nations Guiding Principles (UNGPs), United Nations Global Compact (UNGC) Principles and the Organization for Economic Co-operation and Development (OECD) Guidelines for Multinational Enterprises and is guided by these international treaties to assess the behavior of companies. Robeco continuously screens its investments for breaches of these principles. In case of a breach, the company will be excluded or engaged with, and is not considered a sustainable investment.

Robeco's SDG Framework screens for breaches on these principles in the final step of the framework. In this step, Robeco checks whether the company concerned has been involved in any controversies. Involvement in any controversy will result in a negative SDG score for the company, meaning it is not a sustainable investment.

The EU Taxonomy sets out a "do not significant harm" principle by which Taxonomy-aligned investments should not significantly harm EU Taxonomy objectives and is accompanied by specific EU criteria.

The "do no significant harm" principle applies only to those investments underlying the financial product that take into account the EU criteria for environmentally sustainable economic activities. The investments underlying the remaining portion of this financial product do not take into account the EU criteria for environmentally sustainable economic activities.

Any other sustainable investments must also not significantly harm any environmental or social objectives.



Does this financial product consider principal adverse impacts on sustainability factors?

Yes, _____

The Sub-fund considers principal adverse impacts on sustainability factors as referred to in Annex I of the SFDR Delegated Act.

Pre-investment, the following principal adverse impacts on sustainability factors are considered:

- Via the applied normative and activity-based exclusions, the following PAIs are considered:
 - Exposure to companies active in the fossil fuel sector (PAI 4, Table 1)
 - Violations of the UN Global Compact Principles and Organisation for Economic Cooperation and Development (OECD) Guidelines for Multinational Enterprises (PAI 10, Table 1)
 - Activities negatively affecting biodiversity-sensitive areas (PAI 7, Table 1). The consideration of this PAI is currently restricted to applying exclusions to palm oil producing companies and for any breaches to the UNGC, UNGP and OECD Guidelines for Multinational Enterprises in relation to biodiversity.
 - Exposure to controversial weapons (anti-personnel mines, cluster munitions, chemical weapons (PAI 14, Table 1)
- Via the environmental footprint performance targets of the Sub-fund, the following PAIs are considered:
 - Carbon footprint (PAI 2, Table 1)
 - Water and waste indicators (PAI 7-9, Table 1). Robeco will use on water and waste footprint until data quality and coverage of the PAIs will improve.

Post-investment, the following principal adverse impacts on sustainability factors are taken into account:

- Via the application of the voting policy, the following PAIs are considered:
 - All indicators related to GHG emissions (PAI 1-6, Table 1)
 - Indicators related to social and employee matters (PAI 10-13, Table 1; PAI 5-8, Table 3)
- Via Robeco's entity engagement program, the following PAIs are considered:

Principal adverse impacts are the most significant negative impacts of investment decisions on sustainability factors relating to environmental, social and employee matters, respect for human rights, anti-corruption and anti-bribery matters.

- All indicators related to Climate and other environment-related indicators (PAI 1-9, Table 1)
- Violations of the UN Global Compact Principles and Organisation for Economic Cooperation and Development (OECD) Guidelines for Multinational Enterprises (PAI 10, Table 1)
- In addition, based on a yearly review of Robeco's performance on all mandatory and selected voluntary indicators, holdings of the Sub-fund that cause adverse impact might be selected for engagement.

More information is available via Robeco's Principal Adverse Impact Statement, published on Robeco's website. The Sub-fund will periodically report how it has considered the principal adverse impacts of its investments in the Company's annual report, which will be made available each year on or before 30 April at the Sub-fund page highlighted in final section of this document.

No



What investment strategy does this financial product follow?

Robeco QI Global Developed Conservative Equities is an actively managed fund that invests in low-volatility stocks in developed countries across the world. The selection of these stocks is based on a quantitative model as described in the Investment policy strategy paragraph in Appendix I of this Prospectus. Conservative refers to the focus on equities that show a lower expected volatility than average global equity.

The strategy integrates sustainability indicators on a continuous basis as part of the stock selection process. Amongst others, the Sub-fund applies norms-based and activity-based exclusions, Robeco's good governance policy, Robeco's SDG framework and considers Principal Adverse Impacts in the investment process. More product-specific information can be found on our website and the links provided in the final question of this disclosure.

What are the binding elements of the investment strategy used to select the investments to attain each of the environmental or social characteristics promoted by this financial product?

The Sub-fund has the following binding elements:

1. All equity holdings have a granted right to vote and Robeco exerts that right by voting according to Robeco's Proxy Voting Policy, unless impediments occur (e.g. share blocking or when not considered cost efficient). Robeco's Proxy Voting Policy can be found at <https://www.robeco.com/files/docm/docu-robeco-stewardship-policy.pdf>.
2. The Sub-fund's portfolio complies with Robeco's Exclusion Policy (<https://www.robeco.com/files/docm/docu-exclusion-policy.pdf>), that is based on exclusion criteria with regards to products and business practices that Robeco believes are detrimental to society and incompatible with sustainable investment strategies. This means that the Sub-fund has 0% exposure to excluded securities, taking into account a grace period. Information with regards to the effects of the exclusions on the Sub-fund's universe can be found at <https://www.robeco.com/files/docm/docu-exclusion-list.pdf>
3. The Sub-fund's weighted carbon, water and waste footprint score is a better than that of the General Market Index.
4. The Sub-fund scrutinizes investment in companies that are in breach of the ILO standards, UNGPs, UNGC or OECD Guidelines for Multinational Enterprises. If a company in the portfolio breaches one of the international guidelines during the investment period, the company will become part of the Enhanced Engagement program. When engagement is deemed highly unlikely to succeed, the company might be excluded directly.
5. The Sub-fund's weighted average ESG score is better than that of the General Market Index.

The investment strategy guides investment decisions based on factors such as investment objectives and risk tolerance.

6. The Sub-fund's weight in companies with a positive SDG score (1,2,3) is better than that of the General Market Index.

What is the committed minimum rate to reduce the scope of the investments considered prior to the application of that investment strategy?

The Sub-fund does not commit to a minimum rate to reduce the scope of investments prior to the application of the investment strategy.

What is the policy to assess good governance practices of the investee companies?

Robeco has a Good Governance policy to assess governance practices of companies. The policy describes how Robeco determines if and when a company does not follow good governance practices and is therefore excluded from the initial investment universe for Article 8 and 9 products. Robeco's Good Governance policy applies to the Sub-fund and tests on a set of governance criteria that reflect widely recognized industry established norms and include topics as employee relations, management structure, tax compliance and remuneration.

The Good Governance test consists of criteria on such topics that are examined for investee companies and further explained in Robeco's Good Governance policy <https://www.robeco.com/files/docm/docu-robeco-good-governance-policy.pdf>. Additionally, the companies that do not pass the good governance test are reflected in the exclusion list that can be accessed here - <https://www.robeco.com/files/docm/docu-exclusion-list.pdf>.

Good governance practices include sound management structures, employee relations, remuneration of staff and tax compliance.



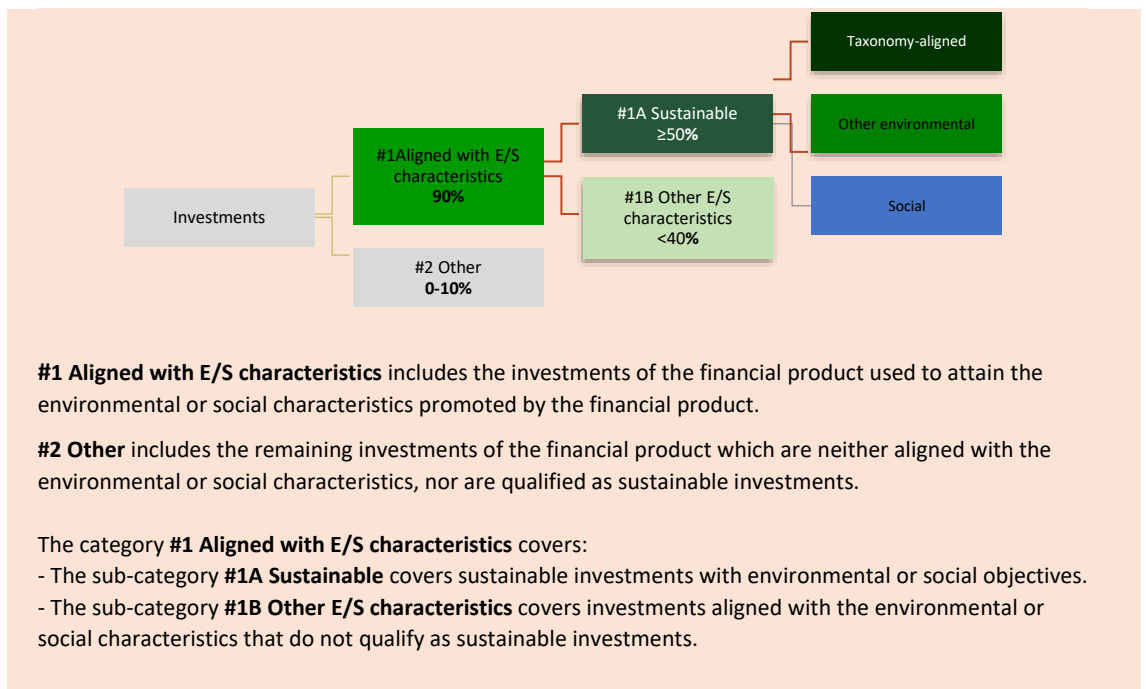
What is the asset allocation planned for this financial product?

At least 90% of the investments are aligned with the E/S characteristics of the Sub-fund. The Sub-fund plans to make a minimum of 50% sustainable investments, measured by positive scores via Robeco's SDG Framework. The investments in the category Other, estimated between 0-10%, are mostly in cash, cash equivalents and derivatives as further described below. The planned asset allocation is monitored continuously, and evaluated on a yearly basis.

Asset allocation describes the share of investments in specific assets.

Taxonomy-aligned activities are expressed as a share of:

- **turnover** reflecting the share of revenue from green activities of investee companies
- **capital expenditure** (CapEx) showing the green investments made by investee companies, e.g. for a transition to a green economy.
- **operational expenditure** (OpEx) reflecting green operational



activities of investee companies.

● **How does the use of derivatives attain the environmental or social characteristics promoted by the financial product?**

The Sub-fund does not make use of derivatives to attain the environmental or social characteristics promoted by the financial product. The Sub-fund may make use of derivatives for hedging, liquidity management and efficient portfolio management as well as investment purposes. Exchange traded and over-the-counter derivatives are permitted, including but not limited to futures, swaps, options and currency forwards. Whilst the Sub-fund may use derivatives both for investment purposes as well as for hedging and efficient portfolio management, it does not utilize derivatives for such purposes outside the intended share of investments allocated to the 'Other' category.
 In case the Sub-fund uses derivatives, the underlying shall comply with the investment policy. Where relevant, minimum environmental or social safeguards are taken into account as described below.



● **To what minimum extent are sustainable investments with an environmental objective aligned with the EU Taxonomy?**

0%. The Sub-fund does not intend to make Taxonomy-aligned investments. It cannot be excluded that among the Sub-fund's holdings certain investments are Taxonomy aligned. The Sub-fund will report on Taxonomy-aligned investment in the periodic disclosures. In the future, once data-availability in relation to the EU Taxonomy will improve, Robeco might consider setting a target based on turnover or CAPEX. Robeco currently relies on third-party data, including data in relation to companies that do not disclose on the EU Taxonomy alignment of their activities. EU Taxonomy-alignment data is not yet subject to a review by third parties. The Sub-fund only makes investments in equity and therefore it does not have sovereign exposures. The expected level of alignment with and without sovereign bonds is the same.

To comply with the EU Taxonomy, the criteria for **fossil gas** include limitations on emissions and switching to renewable power or low-carbon fuels by the end of 2035.

● **Does the financial product invest in fossil gas and/or nuclear energy related activities that comply with the EU Taxonomy?¹⁶**

Yes

In fossil gas In nuclear energy

No

¹⁶ Fossil gas and/or nuclear related activities will only comply with the EU Taxonomy where they contribute to limiting climate change ("climate change mitigation") and do not significantly harm any EU Taxonomy objective - see explanatory note in the left hand margin. The full criteria for fossil gas and nuclear energy economic activities that comply with the EU Taxonomy are laid down in Commission Delegated Regulation (EU) 2022/1214.

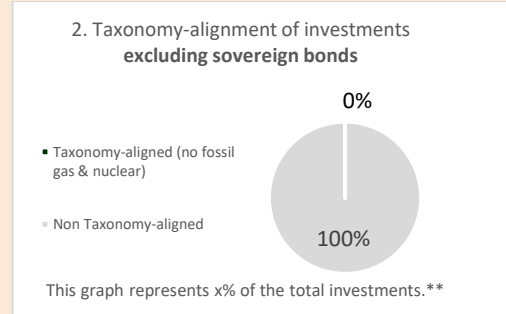
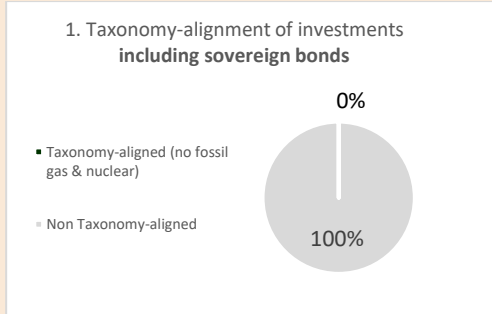
For **nuclear energy**, the criteria include comprehensive safety and waste management rules.

Enabling activities directly enable other activities to make a substantial contribution to an environmental objective.

Transitional activities are activities for which low-carbon alternatives are not yet available and among others have greenhouse gas emission levels corresponding to the best performance.

 are sustainable investments with an environmental objective that **do not take into account the criteria** for environmentally sustainable economic activities under the EU Taxonomy.

The two graphs below show in green the minimum percentage of investments that are aligned with the EU Taxonomy. As there is no appropriate methodology to determine the Taxonomy-alignment of sovereign bonds*, the first graph shows the Taxonomy alignment in relation to all the investments of the financial product including sovereign bonds, while the second graph shows the Taxonomy alignment only in relation to the investments of the financial product other than sovereign bonds.



*** For the purpose of these graphs, 'sovereign bonds' consist of all sovereign exposures**

**** As the investments are not Taxonomy-aligned, the exclusion of sovereign bonds has no impact on the graph and therefore no such percentage is shown here.**

What is the minimum share of investments in transitional and enabling activities?

0%.



What is the minimum share of sustainable investments with an environmental objective that are not aligned with the EU Taxonomy?

The Sub-fund intends to make sustainable investments, measured as positive scores via Robeco's SDG Framework. Among those could be investments with environmental objectives that do not qualify as Taxonomy-aligned. The environmental objectives of the Sub-fund are attained by investing in companies that score positively on SDG 12 (Responsible consumption and production), SDG 13 (Climate action), SDG 14 (Life below water), and SDG 15 (Life on land) in Robeco's SDG Framework. While the sum of sustainable investments with an environmental objective and socially sustainable investments always adds up to the Sub-fund's minimum proportion of 50% sustainable investments, we do not commit to a minimum share of sustainable investments with an environmental objective because the Sub-fund's investment strategy does not have a specific environmental investment objective. Therefore, the minimum share of sustainable investments with an environmental objective is 0%.



What is the minimum share of socially sustainable investments?

The Sub-fund intends to make sustainable investments, measured as positive scores via Robeco's SDG Framework. Among those could be investments with social objectives. The social objectives of the Sub-fund are attained by investing in companies that score positively on SDG 1 (No poverty), SDG 2 (Zero hunger), SDG 3 (Good health and well-being), SDG 4 (Quality education), SDG 5 (Gender equality), SDG 6 (Clear water and sanitation), SDG 7 (Affordable and clean energy), SDG 8 (Decent work and economic growth), SDG 9 (Industry, innovation and infrastructure), SDG 10 (Reduced inequalities), SDG 11 (Sustainable cities and communities), SDG 16 (Peace, justice and strong institutions) and SDG 17 (Partnerships for the goals), in Robeco's SDG Framework. While the sum of socially sustainable investments and sustainable investments with an environmental objective always adds up to the Sub-fund's minimum proportion of sustainable investments, we do not commit to a minimum share of socially sustainable investments because the Sub-fund's investment strategy does not have a specific socially sustainable investment objective. Therefore, the minimum share of socially sustainable investments is 0%.



What investments are included under "#2 Other", what is their purpose and are there any minimum environmental or social safeguards?

The type of instruments included under "#2 Other" and their purpose are outlined in Annex I of this Prospectus under the header 'Financial instruments and investment restrictions'. They include cash, cash equivalents, as well as investment funds and eligible asset classes (other than bonds and equities) that do not specifically promote E/S characteristics. As indicated above, the Sub-fund does not make use of derivatives to attain the environmental or social characteristics promoted. The Sub-fund may make use of derivatives, which thus always fall under the category "#2 Other", for hedging, liquidity management and efficient portfolio management as well as investment purposes. Exchange traded and over-the-counter derivatives are permitted, including but not limited to futures, swaps, options and currency forwards. In case the Sub-fund uses derivatives, the underlying shall comply with the investment policy. Where relevant, minimum environmental or social safeguards are taken into account, by, for example, applying Robeco's Exclusion Policy for any single security derivative.



Is a specific index designated as a reference benchmark to determine whether this financial product is aligned with the environmental and/or social characteristics that it promotes?

Not applicable.

Reference benchmarks are indexes to measure whether the financial product attains the environmental or social characteristics that they promote.



Where can I find more product specific information online?

More product-specific information can be found on the website:

<https://www.robeco.com/en-int/products/funds/>

- o Robeco's PAI Statement can be accessed via the following link:
<https://www.robeco.com/files/docm/docu-principal-adverse-impact-statement-summary-entity-level.pdf>
- o Robeco's Good Governance test can be accessed via the following link:
<https://www.robeco.com/files/docm/docu-robeco-good-governance-policy.pdf>
- o Robeco's SDG framework
<https://www.robeco.com/docm/docu-robeco-explanation-sdg-framework.pdf>
- o Robeco's sustainability risk policy
<https://www.robeco.com/files/docm/docu-robeco-sustainability-risk-policy.pdf>

o) Robeco QI Global Developed Active Equities

Pre-contractual disclosure for the financial products referred to in Article 8, paragraphs 1, 2 and 2a, of Regulation (EU) 2019/2088 and Article 6, first paragraph, of Regulation (EU) 2020/852

Product name: Robeco QI Global Developed Active Equities

Legal entity identifier: 213800IXA2GLSM2Z7310

Environmental and/or social characteristics

Does this financial product have a sustainable investment objective?

Yes

No

It will make a minimum of **sustainable investments with an environmental objective: ___%**

in economic activities that qualify as environmentally sustainable under the EU Taxonomy

in economic activities that do not qualify as environmentally sustainable under the EU Taxonomy

It will make a minimum of **sustainable investments with a social objective: ___%**

It **promotes Environmental/Social (E/S) characteristics** and while it does not have as its objective a sustainable investment, it will have a minimum proportion of 50% of sustainable investments

with an environmental objective in economic activities that qualify as environmentally sustainable under the EU Taxonomy

with an environmental objective in economic activities that do not qualify as environmentally sustainable under the EU Taxonomy

with a social objective

It promotes E/S characteristics, but **will not make any sustainable investments**

Sustainable investment means an investment in an economic activity that contributes to an environmental or social objective, provided that the investment does not significantly harm any environmental or social objective and that the investee companies follow good governance practices.

The **EU Taxonomy** is a classification system laid down in Regulation (EU) 2020/852, establishing a list of **environmentally sustainable economic activities**. That Regulation does not include a list of socially sustainable economic activities. Sustainable investments with an environmental objective might be aligned with the Taxonomy or not.



Sustainability indicators measure how the environmental or social characteristics promoted by the financial product are attained.

What environmental and/or social characteristics are promoted by this financial product?

The Sub-fund has the following E/S characteristics:

1. The Sub-fund promotes good governance and sustainable corporate practices through proxy voting, which contributes to long-term shareholder value creation. This includes taking an active stance on social and environmental topics through Robeco's proxy voting policy.
2. The Sub-fund promotes certain minimum environmental and social safeguards through applying exclusion criteria with regards to products and business practices that Robeco believes are detrimental to society and incompatible with sustainable investment strategies, such as exposure to controversial behaviour, controversial weapons, and fossil fuels.
3. The Sub-fund promotes having a lower environmental footprint than the general market index referred to in Appendix VI – Benchmarks (the "General Market Index"), through reduction in carbon, water and waste footprints.
4. The Sub-fund promotes adherence to and conducting business activities in accordance with the United Nations Universal Declaration of Human Rights, the International Labor Organization's (ILO) labor standards, the United Nations Guiding Principles for Business and Human Rights (UNGPs), the United Nations Global Compact (UNGC) and the OECD Guidelines for Multinational Enterprises, by scrutinizing companies that violate these principles.
5. The Sub-fund promotes having a weighted average ESG score that is better than that of the General Market Index.
6. The Sub-fund promotes having a larger share of companies with a positive SDG score (1,2,3) in the portfolio than the General Market Index.

There is no reference benchmark designated for the purpose of attaining the environmental or social characteristics promoted by the Sub-fund.

What sustainability indicators are used to measure the attainment of each of the environmental or social characteristics promoted by this financial product?

The Sub-fund has the following sustainability indicators:

1. The number of holdings and agenda items voted.
2. The % of investments in securities that are on Robeco's Exclusion list as result of the application of Robeco's Exclusion Policy.
3. The Sub-fund's weighted carbon, water and waste footprint score compared to the General Market Index.
4. The number of companies that are in violation of the ILO standards, UNGPs, UNGC or OECD Guidelines for Multinational Enterprises and hence are a part of the Enhanced Engagement program.
5. The Sub-fund's weighted average ESG score compared to the General Market Index.
6. The Sub-fund's weight in companies with a positive SDG score (1,2,3) compared to the General Market Index weight in companies with a positive SDG score (1,2,3).

What are the objectives of the sustainable investments that the financial product partially intends to make and how does the sustainable investment contribute to such objectives?

The sustainable investments aim to contribute to the UN Sustainable Development Goals ("SDGs"), that have both social and environmental objectives. These are 17 goals that are globally recognised and include environmental goals such as climate action, clean water, life on land and water and social goals such as zero hunger, gender equality, education, etc. Robeco has developed a proprietary framework based on the UN SDGs through which an issuer's contribution to such SDGs is determined through a 3-step process. This process starts with a sector baseline on which a company's products are analysed to examine contribution to the society and environment. Further, the operational processes involved in creating such products is checked along with any controversies/litigation claims and remediation actions

taken which are perused before a final SDG score is determined. The final score ranges between high negative (-3) to high positive (+3) and only those issuers which achieve positive SDG scores (+1, +2 and +3) are regarded as Sustainable Investments.

● ***How do the sustainable investments that the financial product partially intends to make, not cause significant harm to any environmental or social sustainable investment objective?***

The sustainable investments do no significant harm to any environmental or social sustainable investment objective by considering a principal adverse impact and aligning with the OECD Guidelines for Multinational Enterprises and the UN Guiding Principles on Business and Human Rights. In addition, sustainable investments score positively on Robeco's SDG Framework, and therefore do not cause significant harm.

How have the indicators for adverse impacts on sustainability factors been taken into account?

Mandatory principal adverse impact indicators are considered through Robeco's SDG Framework, either directly or indirectly, when identifying sustainable investments for the Sub-fund. In addition, voluntary environmental and social indicators are taken into account, depending on their relevance for measuring impacts on the SDGs and the availability of data. A detailed description of the incorporation of principal adverse impacts is available via Robeco's Principal Adverse Impact Statement published on the Robeco website (<https://www.robeco.com/files/docm/docu-principal-adverse-impact-statement-summary-entity-level.pdf>). In this statement, Robeco sets out its approach to identifying and prioritizing principal adverse impacts, and how principal adverse impacts are considered as part of Robeco's investment due diligence process and procedures relating to research and analysis, exclusions and restrictions and/or voting and engagement. This description also explains how principal adverse impact indicators are considered by the SDG Framework.

How are the sustainable investments aligned with the OECD Guidelines for Multinational Enterprises and the UN Guiding Principles on Business and Human Rights? Details:

The sustainable investments are aligned with the OECD Guidelines for Multinational Enterprises and the UN Guiding Principles on Business and Human Rights via both Robeco's Exclusion Policy and Robeco's SDG Framework.

Robeco's Exclusion Policy includes an explanation of how Robeco acts in accordance with the International Labor Organization (ILO) standards, United Nations Guiding Principles (UNGPs), United Nations Global Compact (UNGC) Principles and the Organization for Economic Co-operation and Development (OECD) Guidelines for Multinational Enterprises and is guided by these international treaties to assess the behavior of companies. Robeco continuously screens its investments for breaches of these principles. In case of a breach, the company will be excluded or engaged with, and is not considered a sustainable investment.

Robeco's SDG Framework screens for breaches on these principles in the final step of the framework. In this step, Robeco checks whether the company concerned has been involved in any controversies. Involvement in any controversy will result in a negative SDG score for the company, meaning it is not a sustainable investment.

The EU Taxonomy sets out a "do not significant harm" principle by which Taxonomy-aligned investments should not significantly harm EU Taxonomy objectives and is accompanied by specific EU criteria.

The "do no significant harm" principle applies only to those investments underlying the financial product that take into account the EU criteria for environmentally sustainable economic activities. The investments underlying the remaining portion of this financial product do not take into account the EU criteria for environmentally sustainable economic activities.

Any other sustainable investments must also not significantly harm any environmental or social objectives.



Does this financial product consider principal adverse impacts on sustainability factors?

Yes, _____

The Sub-fund considers principal adverse impacts on sustainability factors as referred to in Annex I of the SFDR Delegated Act.

Pre-investment, the following principal adverse impacts on sustainability factors are considered:

- Via the applied normative and activity-based exclusions, the following PAIs are considered:
 - Exposure to companies active in the fossil fuel sector (PAI 4, Table 1)
 - Violations of the UN Global Compact Principles and Organisation for Economic Cooperation and Development (OECD) Guidelines for Multinational Enterprises (PAI 10, Table 1)
 - Activities negatively affecting biodiversity-sensitive areas (PAI 7, Table 1). The consideration of this PAI is currently restricted to applying exclusions to palm oil producing companies and for any breaches to the UNGC, UNGP and OECD Guidelines for Multinational Enterprises in relation to biodiversity.
 - Exposure to controversial weapons (anti-personnel mines, cluster munitions, chemical weapons (PAI 14, Table 1)
- Via the environmental footprint performance targets of the Sub-fund, the following PAIs are considered:
 - Carbon footprint (PAI 2, Table 1)
 - Water and waste indicators (PAI 7-9, Table 1). Robeco will use on water and waste footprint until data quality and coverage of the PAIs will improve.

Post-investment, the following principal adverse impacts on sustainability factors are taken into account:

- Via the application of the voting policy, the following PAIs are considered:
 - All indicators related to GHG emissions (PAI 1-6, Table 1)
 - Indicators related to social and employee matters (PAI 10-13, Table 1; PAI 5-8, Table 3)
- Via Robeco's entity engagement program, the following PAIs are considered:
 - All indicators related to Climate and other environment-related indicators (PAI 1-9, Table 1)

Principal adverse impacts are the most significant negative impacts of investment decisions on sustainability factors relating to environmental, social and employee matters, respect for human rights, anti-corruption and anti-bribery matters.

- Violations of the UN Global Compact Principles and Organisation for Economic Cooperation and Development (OECD) Guidelines for Multinational Enterprises (PAI 10, Table 1)
- In addition, based on a yearly review of Robeco's performance on all mandatory and selected voluntary indicators, holdings of the Sub-fund that cause adverse impact might be selected for engagement.

More information is available via Robeco's Principal Adverse Impact Statement, published on Robeco's website. The Sub-fund will periodically report how it has considered the principal adverse impacts of its investments in the Company's annual report, which will be made available each year on or before 30 April at the Sub-fund page highlighted in final section of this document.

No



What investment strategy does this financial product follow?

Robeco QI Global Developed Active Equities is an actively managed fund that invests in stocks in developed countries across the world. The selection of these stocks is based on a quantitative model as described in the Investment policy strategy paragraph in Appendix I of this Prospectus. The strategy integrates sustainability indicators on a continuous basis as part of the stock selection process. Amongst others, the Sub-fund applies norms-based and activity-based exclusions, Robeco's good governance policy, Robeco's SDG framework and considers Principal Adverse Impacts in the investment process. More product-specific information can be found on our website and the links provided in the final question of this disclosure.

The investment strategy guides investment decisions based on factors such as investment objectives and risk tolerance.

What are the binding elements of the investment strategy used to select the investments to attain each of the environmental or social characteristics promoted by this financial product?

The Sub-fund has the following binding elements:

1. All equity holdings have a granted right to vote and Robeco exerts that right by voting according to Robeco's Proxy Voting Policy, unless impediments occur (e.g. share blocking or when not considered cost efficient). Robeco's Proxy Voting Policy can be found at <https://www.robeco.com/files/docm/docu-robeco-stewardship-policy.pdf>.
2. The Sub-fund's portfolio complies with Robeco's Exclusion Policy (<https://www.robeco.com/files/docm/docu-exclusion-policy.pdf>), that is based on exclusion criteria with regards to products and business practices that Robeco believes are detrimental to society and incompatible with sustainable investment strategies. This means that the Sub-fund has 0% exposure to excluded securities, taking into account a grace period. Information with regards to the effects of the exclusions on the Sub-fund's universe can be found at <https://www.robeco.com/files/docm/docu-exclusion-list.pdf>
3. The Sub-fund's weighted carbon, water and waste footprint score is a better than that of the General Market Index.
4. The Sub-fund scrutinizes investment in companies that are in breach of the ILO standards, UNGPs, UNGC or OECD Guidelines for Multinational Enterprises. If a company in the portfolio breaches one of the international guidelines during the investment period, the company will become part of the Enhanced Engagement program. When engagement is deemed highly unlikely to succeed, the company might be excluded directly.
5. The Sub-fund's weighted average ESG score is better than that of the General Market Index.
6. The Sub-fund's weight in companies with a positive SDG score (1,2,3) is better than that of the General Market Index.

● **What is the committed minimum rate to reduce the scope of the investments considered prior to the application of that investment strategy?**

The Sub-fund does not commit to a minimum rate to reduce the scope of investments prior to the application of the investment strategy.

● **What is the policy to assess good governance practices of the investee companies?**

Robeco has a Good Governance policy to assess governance practices of companies. The policy describes how Robeco determines if and when a company does not follow good governance practices and is therefore excluded from the initial investment universe for Article 8 and 9 products. Robeco's Good Governance policy applies to the Sub-fund and tests on a set of governance criteria that reflect widely recognized industry established norms and include topics as employee relations, management structure, tax compliance and remuneration.

The Good Governance test consists of criteria on such topics that are examined for investee companies and further explained in Robeco's Good Governance policy <https://www.robeco.com/files/docm/docu-robeco-good-governance-policy.pdf>. Additionally, the companies that do not pass the good governance test are reflected in the exclusion list that can be accessed here - <https://www.robeco.com/files/docm/docu-exclusion-list.pdf>.

Good governance practices include sound management structures, employee relations, remuneration of staff and tax compliance.



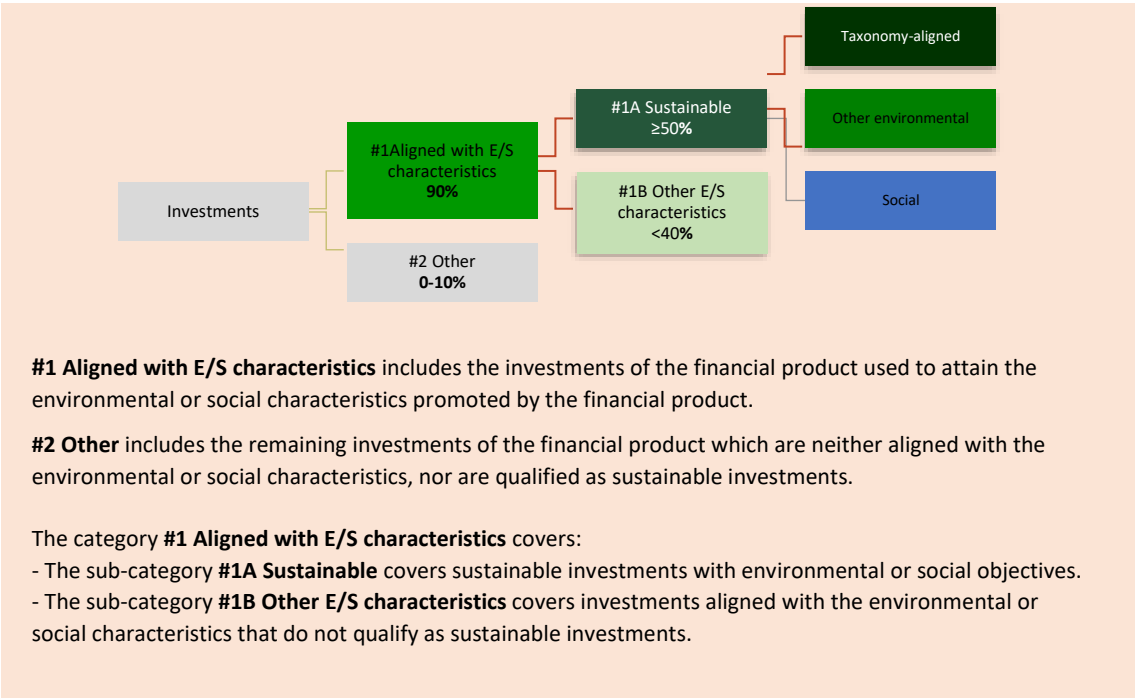
What is the asset allocation planned for this financial product?

At least 90% of the investments are aligned with the E/S characteristics of the Sub-fund. The Sub-fund plans to make a minimum of 50% sustainable investments, measured by positive scores via Robeco's SDG Framework. The investments in the category Other, estimated between 0-10%, are mostly in cash, cash equivalents and derivatives as further described below. The planned asset allocation is monitored continuously, and evaluated on a yearly basis.

Asset allocation describes the share of investments in specific assets.

Taxonomy-aligned activities are expressed as a share of:

- **turnover** reflecting the share of revenue from green activities of investee companies
- **capital expenditure (CapEx)** showing the green investments made by investee companies, e.g. for a transition to a green economy.
- **operational expenditure (OpEx)** reflecting green operational



activities of investee companies.

● **How does the use of derivatives attain the environmental or social characteristics promoted by the financial product?**

The Sub-fund does not make use of derivatives to attain the environmental or social characteristics promoted by the financial product. The Sub-fund may make use of derivatives for hedging, liquidity management and efficient portfolio management as well as investment purposes. Exchange traded and over-the-counter derivatives are permitted, including but not limited to futures, swaps, options and currency forwards. Whilst the Sub-fund may use derivatives both for investment purposes as well as for hedging and efficient portfolio management, it does not utilize derivatives for such purposes outside the intended share of investments allocated to the 'Other' category.

In case the Sub-fund uses derivatives, the underlying shall comply with the investment policy. Where relevant, minimum environmental or social safeguards are taken into account as described below.



To what minimum extent are sustainable investments with an environmental objective aligned with the EU Taxonomy?

0%. The Sub-fund does not intend to make Taxonomy-aligned investments. It cannot be excluded that among the Sub-fund's holdings certain investments are Taxonomy aligned. The Sub-fund will report on Taxonomy-aligned investment in the periodic disclosures. In the future, once data-availability in relation to the EU Taxonomy will improve, Robeco might consider setting a target based on turnover or CAPEX. Robeco currently relies on third-party data, including data in relation to companies that do not disclose on the EU Taxonomy alignment of their activities. EU Taxonomy-alignment data is not yet subject to a review by third parties. The Sub-fund only makes investments in equity and therefore it does not have sovereign exposures. The expected level of alignment with and without sovereign bonds is the same.

To comply with the EU Taxonomy, the criteria for **fossil gas** include limitations on emissions and switching to renewable power

● **Does the financial product invest in fossil gas and/or nuclear energy related activities that comply with the EU Taxonomy?¹⁷**

Yes

In fossil gas

In nuclear energy


No

¹⁷ Fossil gas and/or nuclear related activities will only comply with the EU Taxonomy where they contribute to limiting climate change ("climate change mitigation") and do not significantly harm any EU Taxonomy objective - see explanatory note in the left hand margin. The full criteria for fossil gas and nuclear energy economic activities that comply with the EU Taxonomy are laid down in Commission Delegated Regulation (EU) 2022/1214.

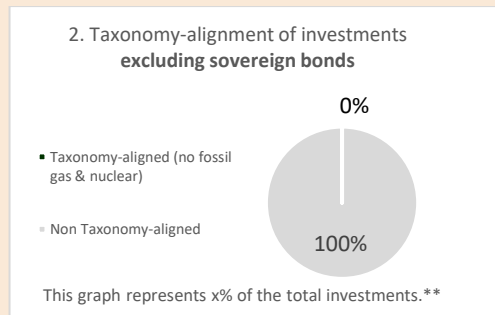
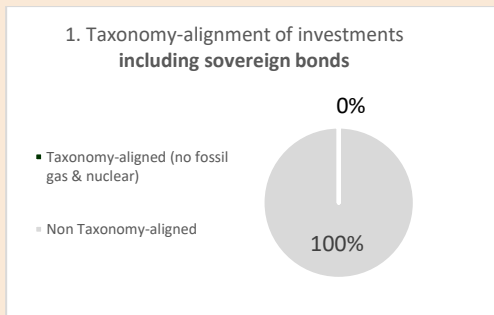
or low-carbon fuels by the end of 2035. For nuclear energy, the criteria include comprehensive safety and waste management rules.

Enabling activities directly enable other activities to make a substantial contribution to an environmental objective.

Transitional activities are activities for which low-carbon alternatives are not yet available and among others have greenhouse gas emission levels corresponding to the best performance.

 are sustainable investments with an environmental objective that **do not take into account the criteria** for environmentally sustainable economic activities under the EU Taxonomy.

The two graphs below show in green the minimum percentage of investments that are aligned with the EU Taxonomy. As there is no appropriate methodology to determine the Taxonomy-alignment of sovereign bonds*, the first graph shows the Taxonomy alignment in relation to all the investments of the financial product including sovereign bonds, while the second graph shows the Taxonomy alignment only in relation to the investments of the financial product other than sovereign bonds.



* For the purpose of these graphs, 'sovereign bonds' consist of all sovereign exposures

** As the investments are not Taxonomy-aligned, the exclusion of sovereign bonds has no impact on the graph and therefore no such percentage is shown here.

 **What is the minimum share of investments in transitional and enabling activities?**

0%.



What is the minimum share of sustainable investments with an environmental objective that are not aligned with the EU Taxonomy?

The Sub-fund intends to make sustainable investments, measured as positive scores via Robeco's SDG Framework. Among those could be investments with environmental objectives that do not qualify as Taxonomy-aligned. The environmental objectives of the Sub-fund are attained by investing in companies that score positively on SDG 12 (Responsible consumption and production), SDG 13 (Climate action), SDG 14 (Life below water), and SDG 15 (Life on land) in Robeco's SDG Framework. While the sum of sustainable investments with an environmental objective and socially sustainable investments always adds up to the Sub-fund's minimum proportion of 50% sustainable investments, we do not commit to a minimum share of sustainable investments with an environmental objective because the Sub-fund's investment strategy does not have a specific environmental investment objective. Therefore, the minimum share of sustainable investments with an environmental objective is 0%.



What is the minimum share of socially sustainable investments?

The Sub-fund intends to make sustainable investments, measured as positive scores via Robeco's SDG Framework. Among those could be investments with social objectives. The social objectives of the Sub-fund are attained by investing in companies that score positively on SDG 1 (No poverty), SDG 2 (Zero hunger), SDG 3 (Good health and well-being), SDG 4 (Quality education), SDG 5 (Gender equality), SDG 6 (Clear water and sanitation), SDG 7 (Affordable and clean energy), SDG 8 (Decent work and economic growth), SDG 9 (Industry, innovation and infrastructure), SDG 10 (Reduced inequalities), SDG 11 (Sustainable cities and communities), SDG 16 (Peace, justice and strong institutions) and SDG 17 (Partnerships for the goals), in Robeco's SDG Framework. While the sum of socially sustainable investments and sustainable investments with an environmental objective always adds up to the Sub-fund's minimum proportion of sustainable investments, we do not commit to a minimum share of socially sustainable investments because the Sub-fund's investment strategy does not have a specific socially sustainable investment objective. Therefore, the minimum share of socially sustainable investments is 0%.



What investments are included under "#2 Other", what is their purpose and are there any minimum environmental or social safeguards?

The type of instruments included under "#2 Other" and their purpose are outlined in Annex I of this Prospectus under the header 'Financial instruments and investment restrictions'. They include cash, cash equivalents, as well as investment funds and eligible asset classes (other than bonds and equities) that do not specifically promote E/S characteristics. As indicated above, the Sub-fund does not make use of derivatives to attain the environmental or social characteristics promoted. The Sub-fund may make use of derivatives, which thus always fall under the category "#2 Other", for hedging, liquidity management and efficient portfolio management as well as investment purposes. Exchange traded and over-the-counter derivatives are permitted, including but not limited to futures, swaps, options and currency forwards. In case the Sub-fund uses derivatives, the underlying shall comply with the investment policy. Where relevant, minimum environmental or social safeguards are taken into account, by, for example, applying Robeco's Exclusion Policy for any single security derivative.



Is a specific index designated as a reference benchmark to determine whether this financial product is aligned with the environmental and/or social characteristics that it promotes?

Not applicable.

Reference benchmarks are indexes to measure whether the financial product attains the environmental or social characteristics that they promote.



Where can I find more product specific information online?

More product-specific information can be found on the website:

<https://www.robeco.com/en-int/products/funds/>

- Robeco's PAI Statement can be accessed via the following link:
<https://www.robeco.com/files/docm/docu-principal-adverse-impact-statement-summary-entity-level.pdf>
- Robeco's Good Governance test can be accessed via the following link:
<https://www.robeco.com/files/docm/docu-robeco-good-governance-policy.pdf>
- Robeco's SDG framework
<https://www.robeco.com/docm/docu-robeco-explanation-sdg-framework.pdf>
- Robeco's sustainability risk policy
<https://www.robeco.com/files/docm/docu-robeco-sustainability-risk-policy.pdf>

p) Robeco QI Customized Emerging Markets Enhanced Index Equities I

Pre-contractual disclosure for the financial products referred to in Article 8, paragraphs 1, 2 and 2a, of Regulation (EU) 2019/2088 and Article 6, first paragraph, of Regulation (EU) 2020/852

Product name: Robeco QI Customized Emerging Markets Enhanced Index Equities I

Legal entity identifier: 213800789L405A9NK030

Environmental and/or social characteristics

Does this financial product have a sustainable investment objective?

Yes

No

It will make a minimum of **sustainable investments with an environmental objective:** ___%

in economic activities that qualify as environmentally sustainable under the EU Taxonomy

in economic activities that do not qualify as environmentally sustainable under the EU Taxonomy

It will make a minimum of **sustainable investments with a social objective:** ___%

It **promotes Environmental/Social (E/S) characteristics** and while it does not have as its objective a sustainable investment, it will have a minimum proportion of 40% of sustainable investments

with an environmental objective in economic activities that qualify as environmentally sustainable under the EU Taxonomy

with an environmental objective in economic activities that do not qualify as environmentally sustainable under the EU Taxonomy

with a social objective

It promotes E/S characteristics, but **will not make any sustainable investments**

Sustainable investment means an investment in an economic activity that contributes to an environmental or social objective, provided that the investment does not significantly harm any environmental or social objective and that the investee companies follow good governance practices.

The **EU Taxonomy** is a classification system laid down in Regulation (EU) 2020/852, establishing a list of **environmentally sustainable economic activities**. That Regulation does not include a list of socially sustainable economic activities. Sustainable investments with an environmental objective might be aligned with the Taxonomy or not.



Sustainability indicators measure how the environmental or social characteristics promoted by the financial product are attained.

What environmental and/or social characteristics are promoted by this financial product?

The Sub-fund has the following E/S characteristics:

1. The Sub-fund promotes certain minimum environmental and social safeguards through applying exclusion criteria with regards to products and business practices that Robeco believes are detrimental to society and incompatible with sustainable investment strategies, such as exposure to controversial behaviour, controversial weapons, and fossil fuels.
2. The Sub-fund promotes having a lower environmental footprint than the general market index referred to in Appendix VI – Benchmarks (the "General Market Index"), through reduction in carbon, water and waste footprints.
3. The Sub-fund promotes adherence to and conducting business activities in accordance with the United Nations Universal Declaration of Human Rights, the International Labor Organization's (ILO) labor standards, the United Nations Guiding Principles for Business and Human Rights (UNGPs), the United Nations Global Compact (UNGC) and the OECD Guidelines for Multinational Enterprises, by scrutinizing companies that violate these principles.
4. The Sub-fund promotes having a weighted average ESG score that is better than that of the General Market Index.
5. The Sub-fund promotes having a larger share of companies with a positive SDG score (1,2,3) in the portfolio than the General Market Index.

There is no reference benchmark designated for the purpose of attaining the environmental or social characteristics promoted by the Sub-fund.

What sustainability indicators are used to measure the attainment of each of the environmental or social characteristics promoted by this financial product?

The Sub-fund has the following sustainability indicators:

1. The % of investments in securities that are on Robeco's Exclusion list as result of the application of Robeco's Exclusion Policy.
2. The Sub-fund's weighted carbon, water and waste footprint score compared to the General Market Index.
3. The number of companies that are in violation of the ILO standards, UNGPs, UNGC or OECD Guidelines for Multinational Enterprises and hence are a part of the Enhanced Engagement program.
4. The Sub-fund's weighted average ESG score compared to the General Market Index.
5. The Sub-fund's weight in companies with a positive SDG score (1,2,3) compared to the General Market Index weight in companies with a positive SDG score (1,2,3).

What are the objectives of the sustainable investments that the financial product partially intends to make and how does the sustainable investment contribute to such objectives?

The sustainable investments aim to contribute to the UN Sustainable Development Goals ("SDGs"), that have both social and environmental objectives. These are 17 goals that are globally recognised and include environmental goals such as climate action, clean water, life on land and water and social goals such as zero hunger, gender equality, education, etc. Robeco has developed a proprietary framework based on the UN SDGs through which an issuer's contribution to such SDGs is determined through a 3-step process. This process starts with a sector baseline on which a company's products are analysed to examine contribution to the society and environment. Further, the operational processes involved in creating such products is checked along with any controversies/litigation claims and remediation actions taken which are perused before a final SDG score is determined. The final score ranges between high negative (-3) to high positive (+3) and only those issuers which achieve positive SDG scores (+1, +2 and +3) are regarded as Sustainable Investments.

● ***How do the sustainable investments that the financial product partially intends to make, not cause significant harm to any environmental or social sustainable investment objective?***

The sustainable investments do no significant harm to any environmental or social sustainable investment objective by considering a principal adverse impact and aligning with the OECD Guidelines for Multinational Enterprises and the UN Guiding Principles on Business and Human Rights. In addition, sustainable investments score positively on Robeco's SDG Framework, and therefore do not cause significant harm.

How have the indicators for adverse impacts on sustainability factors been taken into account?

Mandatory principal adverse impact indicators are considered through Robeco's SDG Framework, either directly or indirectly, when identifying sustainable investments for the Sub-fund. In addition, voluntary environmental and social indicators are taken into account, depending on their relevance for measuring impacts on the SDGs and the availability of data. A detailed description of the incorporation of principal adverse impacts is available via Robeco's Principal Adverse Impact Statement published on the Robeco website (<https://www.robeco.com/files/docm/docu-principal-adverse-impact-statement-summary-entity-level.pdf>). In this statement, Robeco sets out its approach to identifying and prioritizing principal adverse impacts, and how principal adverse impacts are considered as part of Robeco's investment due diligence process and procedures relating to research and analysis, exclusions and restrictions and/or voting and engagement. This description also explains how principal adverse impact indicators are considered by the SDG Framework.

How are the sustainable investments aligned with the OECD Guidelines for Multinational Enterprises and the UN Guiding Principles on Business and Human Rights? Details:

The sustainable investments are aligned with the OECD Guidelines for Multinational Enterprises and the UN Guiding Principles on Business and Human Rights via both Robeco's Exclusion Policy and Robeco's SDG Framework.

Robeco's Exclusion Policy includes an explanation of how Robeco acts in accordance with the International Labor Organization (ILO) standards, United Nations Guiding Principles (UNGPs), United Nations Global Compact (UNGC) Principles and the Organization for Economic Co-operation and Development (OECD) Guidelines for Multinational Enterprises and is guided by these international treaties to assess the behavior of companies. Robeco continuously screens its investments for breaches of these principles. In case of a breach, the company will be excluded or engaged with, and is not considered a sustainable investment.

Robeco's SDG Framework screens for breaches on these principles in the final step of the framework. In this step, Robeco checks whether the company concerned has been involved in any controversies. Involvement in any controversy will result in a negative SDG score for the company, meaning it is not a sustainable investment.

The EU Taxonomy sets out a "do not significant harm" principle by which Taxonomy-aligned investments should not significantly harm EU Taxonomy objectives and is accompanied by specific EU criteria.

The "do no significant harm" principle applies only to those investments underlying the financial product that take into account the EU criteria for environmentally sustainable economic activities. The investments underlying the remaining portion of this financial product do not take into account the EU criteria for environmentally sustainable economic activities.

Any other sustainable investments must also not significantly harm any environmental or social objectives.



Does this financial product consider principal adverse impacts on sustainability factors?

Yes, _____

The Sub-fund considers principal adverse impacts on sustainability factors as referred to in Annex I of the SFDR Delegated Act.

Pre-investment, the following principal adverse impacts on sustainability factors are considered:

- Via the applied normative and activity-based exclusions, the following PAIs are considered:
 - Exposure to companies active in the fossil fuel sector (PAI 4, Table 1)
 - Violations of the UN Global Compact Principles and Organisation for Economic Cooperation and Development (OECD) Guidelines for Multinational Enterprises (PAI 10, Table 1)
 - Activities negatively affecting biodiversity-sensitive areas (PAI 7, Table 1). The consideration of this PAI is currently restricted to applying exclusions to palm oil producing companies and for any breaches to the UNGC, UNGP and OECD Guidelines for Multinational Enterprises in relation to biodiversity.
 - Exposure to controversial weapons (anti-personnel mines, cluster munitions, chemical weapons (PAI 14, Table 1)
- Via the environmental footprint performance targets of the Sub-fund, the following PAIs are considered:
 - Carbon footprint (PAI 2, Table 1)
 - Water and waste indicators (PAI 7-9, Table 1). Robeco will use on water and waste footprint until data quality and coverage of the PAIs will improve.

Post-investment, the following principal adverse impacts on sustainability factors are taken into account:

- Via Robeco's entity engagement program, the following PAIs are considered:
 - All indicators related to Climate and other environment-related indicators (PAI 1-9, Table 1)
 - Violations of the UN Global Compact Principles and Organisation for Economic Cooperation and Development (OECD) Guidelines for Multinational Enterprises (PAI 10, Table 1)

Principal adverse impacts are the most significant negative impacts of investment decisions on sustainability factors relating to environmental, social and employee matters, respect for human rights, anti-corruption and anti-bribery matters.

- In addition, based on a yearly review of Robeco's performance on all mandatory and selected voluntary indicators, holdings of the Sub-fund that cause adverse impact might be selected for engagement.

More information is available via Robeco's Principal Adverse Impact Statement, published on Robeco's website. The Sub-fund will periodically report how it has considered the principal adverse impacts of its investments in the Company's annual report, which will be made available each year on or before 30 April at the Sub-fund page highlighted in final section of this document.

No



What investment strategy does this financial product follow?

Robeco QI Customized Emerging Markets Enhanced Index Equities I is an actively managed fund that invests in stocks of companies in emerging markets. The selection of these stocks is based on a quantitative model as described in the Investment policy strategy paragraph in Appendix I of this Prospectus. The strategy integrates sustainability indicators on a continuous basis as part of the stock selection process. Amongst others, the Sub-fund applies norms-based and activity-based exclusions, Robeco's good governance policy, Robeco's SDG framework and considers Principal Adverse Impacts in the investment process. More product-specific information can be found on our website and the links provided in the final question of this disclosure.

What are the binding elements of the investment strategy used to select the investments to attain each of the environmental or social characteristics promoted by this financial product?

The Sub-fund has the following binding elements:

1. The Sub-fund's portfolio complies with Robeco's Exclusion Policy (<https://www.robeco.com/files/docm/docu-exclusion-policy.pdf>), that is based on exclusion criteria with regards to products and business practices that Robeco believes are detrimental to society and incompatible with sustainable investment strategies. This means that the Sub-fund has 0% exposure to excluded securities, taking into account a grace period. Information with regards to the effects of the exclusions on the Sub-fund's universe can be found at <https://www.robeco.com/files/docm/docu-exclusion-list.pdf>
2. The Sub-fund's weighted carbon, water and waste footprint score is a better than that of the General Market Index.
3. The Sub-fund scrutinizes investment in companies that are in breach of the ILO standards, UNGPs, UNGC or OECD Guidelines for Multinational Enterprises. If a company in the portfolio breaches one of the international guidelines during the investment period, the company will become part of the Enhanced Engagement program. When engagement is deemed highly unlikely to succeed, the company might be excluded directly.
4. The Sub-fund's weighted average ESG score is better than that of the General Market Index.
5. The Sub-fund's weight in companies with a positive SDG score (1,2,3) is better than that of the General Market Index.

What is the committed minimum rate to reduce the scope of the investments considered prior to the application of that investment strategy?

The Sub-fund does not commit to a minimum rate to reduce the scope of investments prior to the application of the investment strategy.

The investment strategy guides investment decisions based on factors such as investment objectives and risk tolerance.

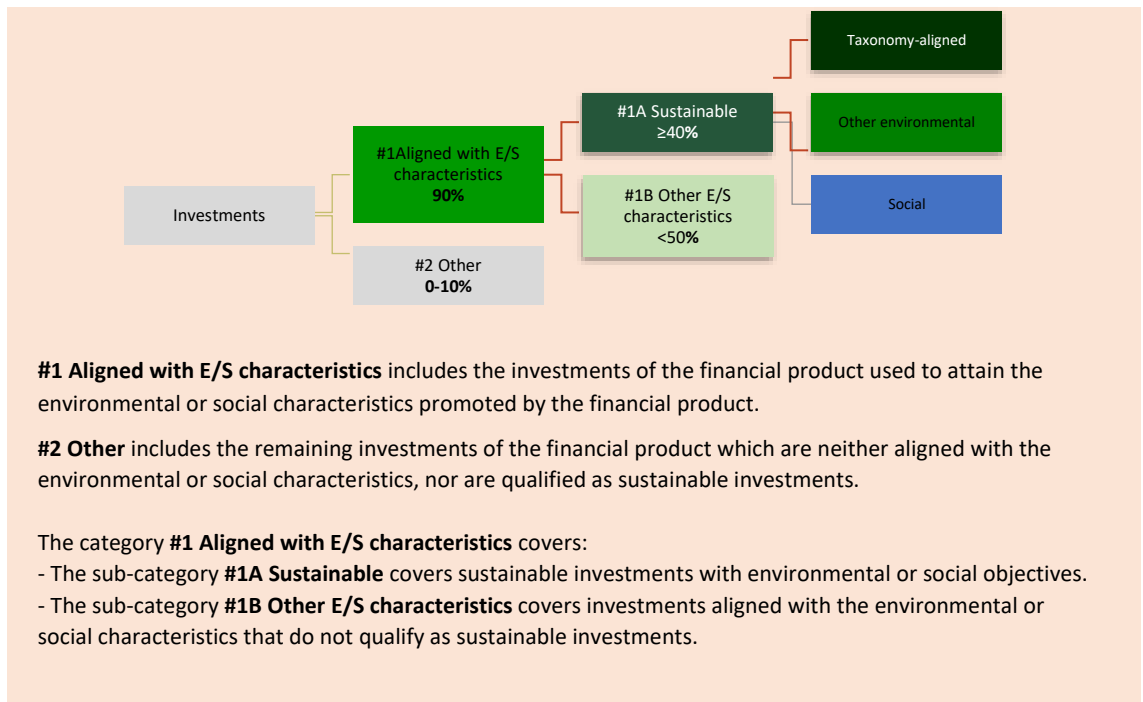
What is the policy to assess good governance practices of the investee companies?

Robeco has a Good Governance policy to assess governance practices of companies. The policy describes how Robeco determines if and when a company does not follow good governance practices and is therefore excluded from the initial investment universe for Article 8 and 9 products. Robeco's Good Governance policy applies to the Sub-fund and tests on a set of governance criteria that reflect widely recognized industry established norms and include topics as employee relations, management structure, tax compliance and remuneration.

The Good Governance test consists of criteria on such topics that are examined for investee companies and further explained in Robeco's Good Governance policy <https://www.robeco.com/files/docm/docu-robeco-good-governance-policy.pdf>. Additionally, the companies that do not pass the good governance test are reflected in the exclusion list that can be accessed here - <https://www.robeco.com/files/docm/docu-exclusion-list.pdf>.

What is the asset allocation planned for this financial product?

At least 90% of the investments are aligned with the E/S characteristics of the Sub-fund. The Sub-fund plans to make a minimum of 40% sustainable investments, measured by positive scores via Robeco's SDG Framework. The investments in the category Other, estimated between 0-10%, are mostly in cash, cash equivalents and derivatives as further described below. The planned asset allocation is monitored continuously, and evaluated on a yearly basis.



How does the use of derivatives attain the environmental or social characteristics promoted by the financial product?

The Sub-fund does not make use of derivatives to attain the environmental or social characteristics promoted by the financial product. The Sub-fund may make use of derivatives for hedging, liquidity management and efficient portfolio management as well as investment purposes. Exchange traded and over-the-counter derivatives are permitted, including but not limited to futures, swaps, options and currency forwards. Whilst the Sub-fund may use derivatives both for investment purposes as well as for

Good governance practices include sound management structures, employee relations, remuneration of staff and tax compliance.

Asset allocation describes the share of investments in specific assets.

Taxonomy-aligned activities are expressed as a share of:

- **turnover** reflecting the share of revenue from green activities of investee companies
- **capital expenditure** (CapEx) showing the green investments made by investee companies, e.g. for a transition to a green economy.
- **operational expenditure** (OpEx) reflecting green operational activities of investee companies.

hedging and efficient portfolio management, it does not utilize derivatives for such purposes outside the intended share of investments allocated to the 'Other' category.
 In case the Sub-fund uses derivatives, the underlying shall comply with the investment policy. Where relevant, minimum environmental or social safeguards are taken into account as described below.



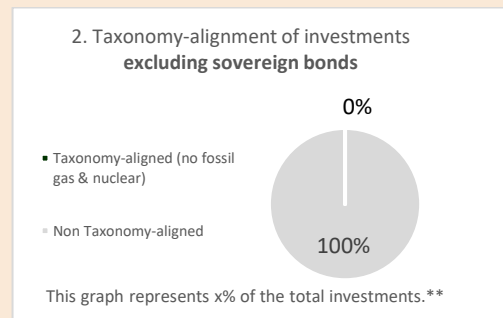
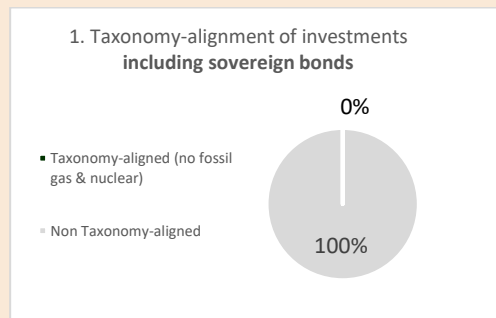
To what minimum extent are sustainable investments with an environmental objective aligned with the EU Taxonomy?

0%. The Sub-fund does not intend to make Taxonomy-aligned investments. It cannot be excluded that among the Sub-fund's holdings certain investments are Taxonomy aligned. The Sub-fund will report on Taxonomy-aligned investment in the periodic disclosures. In the future, once data-availability in relation to the EU Taxonomy will improve, Robeco might consider setting a target based on turnover or CAPEX. Robeco currently relies on third-party data, including data in relation to companies that do not disclose on the EU Taxonomy alignment of their activities. EU Taxonomy-alignment data is not yet subject to a review by third parties. The Sub-fund only makes investments in equity and therefore it does not have sovereign exposures. The expected level of alignment with and without sovereign bonds is the same.

Does the financial product invest in fossil gas and/or nuclear energy related activities that comply with the EU Taxonomy?¹⁸

- Yes
 - In fossil gas
 - In nuclear energy
- No

The two graphs below show in green the minimum percentage of investments that are aligned with the EU Taxonomy. As there is no appropriate methodology to determine the Taxonomy-alignment of sovereign bonds, the first graph shows the Taxonomy alignment in relation to all the investments of the financial product including sovereign bonds, while the second graph shows the Taxonomy alignment only in relation to the investments of the financial product other than sovereign bonds.*



* For the purpose of these graphs, 'sovereign bonds' consist of all sovereign exposures

** As the investments are not Taxonomy-aligned, the exclusion of sovereign bonds has no impact on the graph and therefore no such percentage is shown here.

What is the minimum share of investments in transitional and enabling activities?

0%.

To comply with the EU Taxonomy, the criteria for **fossil gas** include limitations on emissions and switching to renewable power or low-carbon fuels by the end of 2035. For **nuclear energy**, the criteria include comprehensive safety and waste management rules.

Enabling activities directly enable other activities to make a substantial contribution to an environmental objective.

Transitional activities are activities for which low-carbon alternatives are not yet available and among others have greenhouse gas emission levels

¹⁸ Fossil gas and/or nuclear related activities will only comply with the EU Taxonomy where they contribute to limiting climate change ("climate change mitigation") and do not significantly harm any EU Taxonomy objective - see explanatory note in the left hand margin. The full criteria for fossil gas and nuclear energy economic activities that comply with the EU Taxonomy are laid down in Commission Delegated Regulation (EU) 2022/1214.

corresponding to the best performance.



What is the minimum share of sustainable investments with an environmental objective that are not aligned with the EU Taxonomy?

The Sub-fund intends to make sustainable investments, measured as positive scores via Robeco's SDG Framework. Among those could be investments with environmental objectives that do not qualify as Taxonomy-aligned. The environmental objectives of the Sub-fund are attained by investing in companies that score positively on SDG 12 (Responsible consumption and production), SDG 13 (Climate action), SDG 14 (Life below water), and SDG 15 (Life on land) in Robeco's SDG Framework. While the sum of sustainable investments with an environmental objective and socially sustainable investments always adds up to the Sub-fund's minimum proportion of 40% sustainable investments, we do not commit to a minimum share of sustainable investments with an environmental objective because the Sub-fund's investment strategy does not have a specific environmental investment objective. Therefore, the minimum share of sustainable investments with an environmental objective is 0%.

 are sustainable investments with an environmental objective that **do not take into account the criteria** for environmentally sustainable economic activities under the EU Taxonomy.



What is the minimum share of socially sustainable investments?

The Sub-fund intends to make sustainable investments, measured as positive scores via Robeco's SDG Framework. Among those could be investments with social objectives. The social objectives of the Sub-fund are attained by investing in companies that score positively on SDG 1 (No poverty), SDG 2 (Zero hunger), SDG 3 (Good health and well-being), SDG 4 (Quality education), SDG 5 (Gender equality), SDG 6 (Clear water and sanitation), SDG 7 (Affordable and clean energy), SDG 8 (Decent work and economic growth), SDG 9 (Industry, innovation and infrastructure), SDG 10 (Reduced inequalities), SDG 11 (Sustainable cities and communities), SDG 16 (Peace, justice and strong institutions) and SDG 17 (Partnerships for the goals), in Robeco's SDG Framework. While the sum of socially sustainable investments and sustainable investments with an environmental objective always adds up to the Sub-fund's minimum proportion of sustainable investments, we do not commit to a minimum share of socially sustainable investments because the Sub-fund's investment strategy does not have a specific socially sustainable investment objective. Therefore, the minimum share of socially sustainable investments is 0%.



What investments are included under "#2 Other", what is their purpose and are there any minimum environmental or social safeguards?

The type of instruments included under "#2 Other" and their purpose are outlined in Annex I of this Prospectus under the header 'Financial instruments and investment restrictions'. They include cash, cash equivalents, as well as investment funds and eligible asset classes (other than bonds and equities) that do not specifically promote E/S characteristics. As indicated above, the Sub-fund does not make use of derivatives to attain the environmental or social characteristics promoted. The Sub-fund may make use of derivatives, which thus always fall under the category "#2 Other", for hedging, liquidity management and efficient portfolio management as well as investment purposes. Exchange traded and over-the-counter derivatives are permitted, including but not limited to futures, swaps, options and currency forwards. In case the Sub-fund uses derivatives, the underlying shall comply with the investment policy. Where relevant, minimum environmental or social safeguards are taken into account, by, for example, applying Robeco's Exclusion Policy for any single security derivative.



Is a specific index designated as a reference benchmark to determine whether this financial product is aligned with the environmental and/or social characteristics that it promotes?

Not applicable.

Reference benchmarks are indexes to measure

whether the financial product attains the environmental or social characteristics that they promote.



Where can I find more product specific information online?

More product-specific information can be found on the website:

<https://www.robeco.com/en-int/products/funds/>

- Robeco's PAI Statement can be accessed via the following link:
<https://www.robeco.com/files/docm/docu-principal-adverse-impact-statement-summary-entity-level.pdf>
- Robeco's Good Governance test can be accessed via the following link:
<https://www.robeco.com/files/docm/docu-robeco-good-governance-policy.pdf>
- Robeco's SDG framework
<https://www.robeco.com/docm/docu-robeco-explanation-sdg-framework.pdf>
- Robeco's sustainability risk policy
<https://www.robeco.com/files/docm/docu-robeco-sustainability-risk-policy.pdf>

q) Robeco QI Global Quality Equities

Pre-contractual disclosure for the financial products referred to in Article 8, paragraphs 1, 2 and 2a, of Regulation (EU) 2019/2088 and Article 6, first paragraph, of Regulation (EU) 2020/852

Product name: Robeco QI Global Quality Equities

Legal entity identifier: 2138007QXX6VPXTZMR14

Environmental and/or social characteristics

Does this financial product have a sustainable investment objective?

Yes

 No

It will make a minimum of **sustainable investments with an environmental objective: ___%**

- in economic activities that qualify as environmentally sustainable under the EU Taxonomy
- in economic activities that do not qualify as environmentally sustainable under the EU Taxonomy

It will make a minimum of **sustainable investments with a social objective: ___%**

It **promotes Environmental/Social (E/S) characteristics** and while it does not have as its objective a sustainable investment, it will have a minimum proportion of 50% of sustainable investments

- with an environmental objective in economic activities that qualify as environmentally sustainable under the EU Taxonomy
- with an environmental objective in economic activities that do not qualify as environmentally sustainable under the EU Taxonomy
- with a social objective

It promotes E/S characteristics, but **will not make any sustainable investments**

Sustainable investment means an investment in an economic activity that contributes to an environmental or social objective, provided that the investment does not significantly harm any environmental or social objective and that the investee companies follow good governance practices.

The **EU Taxonomy** is a classification system laid down in Regulation (EU) 2020/852, establishing a list of **environmentally sustainable economic activities**. That Regulation does not include a list of socially sustainable economic activities. Sustainable investments with an environmental objective might be aligned with the Taxonomy or not.



Sustainability indicators measure how the environmental or social characteristics promoted by the financial product are attained.

What environmental and/or social characteristics are promoted by this financial product?

The Sub-fund has the following E/S characteristics:

1. The Sub-fund promotes good governance and sustainable corporate practices through proxy voting, which contributes to long-term shareholder value creation. This includes taking an active stance on social and environmental topics through Robeco's proxy voting policy.
2. The Sub-fund promotes certain minimum environmental and social safeguards through applying exclusion criteria with regards to products and business practices that Robeco believes are detrimental to society and incompatible with sustainable investment strategies, such as exposure to controversial behaviour, controversial weapons, and fossil fuels.
3. The Sub-fund promotes having a lower environmental footprint than the general market index referred to in Appendix VI – Benchmarks (the "General Market Index"), through reduction in carbon, water and waste footprints.
4. The Sub-fund promotes adherence to and conducting business activities in accordance with the United Nations Universal Declaration of Human Rights, the International Labor Organization's (ILO) labor standards, the United Nations Guiding Principles for Business and Human Rights (UNGPs), the United Nations Global Compact (UNGC) and the OECD Guidelines for Multinational Enterprises, by scrutinizing companies that violate these principles.
5. The Sub-fund promotes having a weighted average ESG score that is better than that of the General Market Index.
6. The Sub-fund promotes having a larger share of companies with a positive SDG score (1,2,3) in the portfolio than the General Market Index.

There is no reference benchmark designated for the purpose of attaining the environmental or social characteristics promoted by the Sub-fund.

What sustainability indicators are used to measure the attainment of each of the environmental or social characteristics promoted by this financial product?

The Sub-fund has the following sustainability indicators:

1. The number of holdings and agenda items voted.
2. The % of investments in securities that are on Robeco's Exclusion list as result of the application of Robeco's Exclusion Policy.
3. The Sub-fund's weighted carbon, water and waste footprint score compared to the General Market Index.
4. The number of companies that are in violation of the ILO standards, UNGPs, UNGC or OECD Guidelines for Multinational Enterprises and hence are a part of the Enhanced Engagement program.
5. The Sub-fund's weighted average ESG score compared to the General Market Index.
6. The Sub-fund's weight in companies with a positive SDG score (1,2,3) compared to the General Market Index weight in companies with a positive SDG score (1,2,3).

What are the objectives of the sustainable investments that the financial product partially intends to make and how does the sustainable investment contribute to such objectives?

The sustainable investments aim to contribute to the UN Sustainable Development Goals ("SDGs"), that have both social and environmental objectives. These are 17 goals that are globally recognised and include environmental goals such as climate action, clean water, life on land and water and social goals such as zero hunger, gender equality, education, etc. Robeco has developed a proprietary framework based on the UN SDGs through which an issuer's contribution to such SDGs is determined through a 3-step process. This process starts with a sector baseline on which a company's products are analysed to examine contribution to the society and environment. Further, the operational processes involved in creating such products is checked along with any controversies/litigation claims and remediation actions

taken which are perused before a final SDG score is determined. The final score ranges between high negative (-3) to high positive (+3) and only those issuers which achieve positive SDG scores (+1, +2 and +3) are regarded as Sustainable Investments.

● ***How do the sustainable investments that the financial product partially intends to make, not cause significant harm to any environmental or social sustainable investment objective?***

The sustainable investments do no significant harm to any environmental or social sustainable investment objective by considering a principal adverse impact and aligning with the OECD Guidelines for Multinational Enterprises and the UN Guiding Principles on Business and Human Rights. In addition, sustainable investments score positively on Robeco's SDG Framework, and therefore do not cause significant harm.

How have the indicators for adverse impacts on sustainability factors been taken into account?

Mandatory principal adverse impact indicators are considered through Robeco's SDG Framework, either directly or indirectly, when identifying sustainable investments for the Sub-fund. In addition, voluntary environmental and social indicators are taken into account, depending on their relevance for measuring impacts on the SDGs and the availability of data. A detailed description of the incorporation of principal adverse impacts is available via Robeco's Principal Adverse Impact Statement published on the Robeco website (<https://www.robeco.com/files/docm/docu-principal-adverse-impact-statement-summary-entity-level.pdf>). In this statement, Robeco sets out its approach to identifying and prioritizing principal adverse impacts, and how principal adverse impacts are considered as part of Robeco's investment due diligence process and procedures relating to research and analysis, exclusions and restrictions and/or voting and engagement. This description also explains how principal adverse impact indicators are considered by the SDG Framework.

How are the sustainable investments aligned with the OECD Guidelines for Multinational Enterprises and the UN Guiding Principles on Business and Human Rights? Details:

The sustainable investments are aligned with the OECD Guidelines for Multinational Enterprises and the UN Guiding Principles on Business and Human Rights via both Robeco's Exclusion Policy and Robeco's SDG Framework.

Robeco's Exclusion Policy includes an explanation of how Robeco acts in accordance with the International Labor Organization (ILO) standards, United Nations Guiding Principles (UNGPs), United Nations Global Compact (UNGC) Principles and the Organization for Economic Co-operation and Development (OECD) Guidelines for Multinational Enterprises and is guided by these international treaties to assess the behavior of companies. Robeco continuously screens its investments for breaches of these principles. In case of a breach, the company will be excluded or engaged with, and is not considered a sustainable investment.

Robeco's SDG Framework screens for breaches on these principles in the final step of the framework. In this step, Robeco checks whether the company concerned has been involved in any controversies. Involvement in any controversy will result in a negative SDG score for the company, meaning it is not a sustainable investment.

The EU Taxonomy sets out a "do not significant harm" principle by which Taxonomy-aligned investments should not significantly harm EU Taxonomy objectives and is accompanied by specific EU criteria.

The "do no significant harm" principle applies only to those investments underlying the financial product that take into account the EU criteria for environmentally sustainable economic activities. The investments underlying the remaining portion of this financial product do not take into account the EU criteria for environmentally sustainable economic activities.

Any other sustainable investments must also not significantly harm any environmental or social objectives.



Does this financial product consider principal adverse impacts on sustainability factors?

Yes, _____

The Sub-fund considers principal adverse impacts on sustainability factors as referred to in Annex I of the SFDR Delegated Act.

Pre-investment, the following principal adverse impacts on sustainability factors are considered:

- Via the applied normative and activity-based exclusions, the following PAIs are considered:
 - Exposure to companies active in the fossil fuel sector (PAI 4, Table 1)
 - Violations of the UN Global Compact Principles and Organisation for Economic Cooperation and Development (OECD) Guidelines for Multinational Enterprises (PAI 10, Table 1)
 - Activities negatively affecting biodiversity-sensitive areas (PAI 7, Table 1). The consideration of this PAI is currently restricted to applying exclusions to palm oil producing companies and for any breaches to the UNGC, UNGP and OECD Guidelines for Multinational Enterprises in relation to biodiversity.
 - Exposure to controversial weapons (anti-personnel mines, cluster munitions, chemical weapons (PAI 14, Table 1)
- Via the environmental footprint performance targets of the Sub-fund, the following PAIs are considered:
 - Carbon footprint (PAI 2, Table 1)
 - Water and waste indicators (PAI 7-9, Table 1). Robeco will use on water and waste footprint until data quality and coverage of the PAIs will improve.

Post-investment, the following principal adverse impacts on sustainability factors are taken into account:

- Via the application of the voting policy, the following PAIs are considered:
 - All indicators related to GHG emissions (PAI 1-6, Table 1)
 - Indicators related to social and employee matters (PAI 10-13, Table 1; PAI 5-8, Table 3)
- Via Robeco's entity engagement program, the following PAIs are considered:

Principal adverse impacts are the most significant negative impacts of investment decisions on sustainability factors relating to environmental, social and employee matters, respect for human rights, anti-corruption and anti-bribery matters.

- All indicators related to Climate and other environment-related indicators (PAI 1-9, Table 1)
- Violations of the UN Global Compact Principles and Organisation for Economic Cooperation and Development (OECD) Guidelines for Multinational Enterprises (PAI 10, Table 1)
- In addition, based on a yearly review of Robeco's performance on all mandatory and selected voluntary indicators, holdings of the Sub-fund that cause adverse impact might be selected for engagement.

More information is available via Robeco's Principal Adverse Impact Statement, published on Robeco's website. The Sub-fund will periodically report how it has considered the principal adverse impacts of its investments in the Company's annual report, which will be made available each year on or before 30 April at the Sub-fund page highlighted in final section of this document.

No



What investment strategy does this financial product follow?

Robeco QI Global Quality Equities is an actively managed fund that invests in stocks in developed and emerging countries across the world. The selection of these stocks is based on a quantitative model as described in the Investment policy strategy paragraph in Appendix I of this Prospectus. The strategy integrates sustainability indicators on a continuous basis as part of the stock selection process. Amongst others, the Sub-fund applies norms-based and activity-based exclusions, Robeco's good governance policy, Robeco's SDG framework and considers Principal Adverse Impacts in the investment process. More product-specific information can be found on our website and the links provided in the final question of this disclosure.

The investment strategy guides investment decisions based on factors such as investment objectives and risk tolerance.

What are the binding elements of the investment strategy used to select the investments to attain each of the environmental or social characteristics promoted by this financial product?

The Sub-fund has the following binding elements:

1. All equity holdings have a granted right to vote and Robeco exerts that right by voting according to Robeco's Proxy Voting Policy, unless impediments occur (e.g. share blocking or when not considered cost efficient). Robeco's Proxy Voting Policy can be found at <https://www.robeco.com/files/docm/docu-robeco-stewardship-policy.pdf>.
2. The Sub-fund's portfolio complies with Robeco's Exclusion Policy (<https://www.robeco.com/files/docm/docu-exclusion-policy.pdf>), that is based on exclusion criteria with regards to products and business practices that Robeco believes are detrimental to society and incompatible with sustainable investment strategies. This means that the Sub-fund has 0% exposure to excluded securities, taking into account a grace period. Information with regards to the effects of the exclusions on the Sub-fund's universe can be found at <https://www.robeco.com/files/docm/docu-exclusion-list.pdf>
3. The Sub-fund's weighted carbon, water and waste footprint score is a better than that of the General Market Index.
4. The Sub-fund scrutinizes investment in companies that are in breach of the ILO standards, UNGPs, UNGC or OECD Guidelines for Multinational Enterprises. If a company in the portfolio breaches one of the international guidelines during the investment period, the company will become part of the Enhanced Engagement program. When engagement is deemed highly unlikely to succeed, the company might be excluded directly.
5. The Sub-fund's weighted average ESG score is better than that of the General Market Index.
6. The Sub-fund's weight in companies with a positive SDG score (1,2,3) is better than that of the General Market Index.

● **What is the committed minimum rate to reduce the scope of the investments considered prior to the application of that investment strategy?**

The Sub-fund does not commit to a minimum rate to reduce the scope of investments prior to the application of the investment strategy.

● **What is the policy to assess good governance practices of the investee companies?**

Robeco has a Good Governance policy to assess governance practices of companies. The policy describes how Robeco determines if and when a company does not follow good governance practices and is therefore excluded from the initial investment universe for Article 8 and 9 products. Robeco's Good Governance policy applies to the Sub-fund and tests on a set of governance criteria that reflect widely recognized industry established norms and include topics as employee relations, management structure, tax compliance and remuneration.

The Good Governance test consists of criteria on such topics that are examined for investee companies and further explained in Robeco's Good Governance policy <https://www.robeco.com/files/docm/docu-robeco-good-governance-policy.pdf>. Additionally, the companies that do not pass the good governance test are reflected in the exclusion list that can be accessed here - <https://www.robeco.com/files/docm/docu-exclusion-list.pdf>.

Good governance practices include sound management structures, employee relations, remuneration of staff and tax compliance.



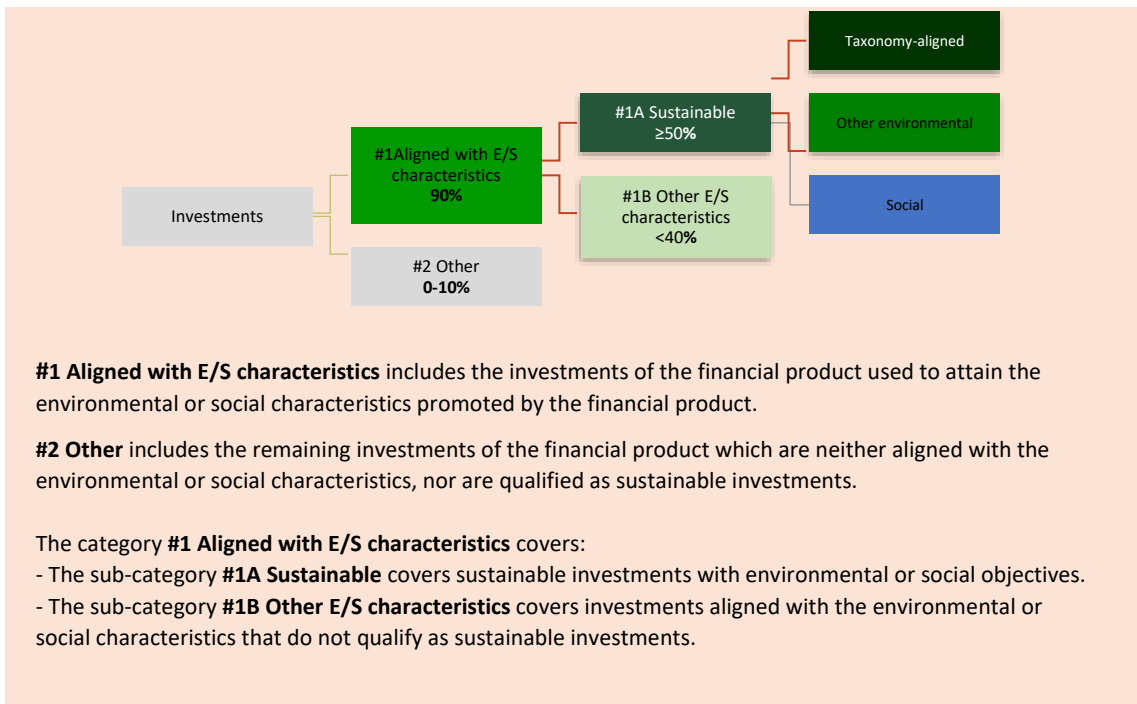
What is the asset allocation planned for this financial product?

At least 90% of the investments are aligned with the E/S characteristics of the Sub-fund. The Sub-fund plans to make a minimum of 50% sustainable investments, measured by positive scores via Robeco's SDG Framework. The investments in the category Other, estimated between 0-10%, are mostly in cash, cash equivalents and derivatives as further described below. The planned asset allocation is monitored continuously, and evaluated on a yearly basis.

Asset allocation describes the share of investments in specific assets.

Taxonomy-aligned activities are expressed as a share of:

- **turnover** reflecting the share of revenue from green activities of investee companies
- **capital expenditure** (CapEx) showing the green investments made by investee companies, e.g. for a transition to a green economy.
- **operational expenditure** (OpEx) reflecting green operational



activities of investee companies.

● **How does the use of derivatives attain the environmental or social characteristics promoted by the financial product?**

The Sub-fund does not make use of derivatives to attain the environmental or social characteristics promoted by the financial product. The Sub-fund may make use of derivatives for hedging, liquidity management and efficient portfolio management as well as investment purposes. Exchange traded and over-the-counter derivatives are permitted, including but not limited to futures, swaps, options and currency forwards. Whilst the Sub-fund may use derivatives both for investment purposes as well as for hedging and efficient portfolio management, it does not utilize derivatives for such purposes outside the intended share of investments allocated to the 'Other' category.

In case the Sub-fund uses derivatives, the underlying shall comply with the investment policy. Where relevant, minimum environmental or social safeguards are taken into account as described below.



● **To what minimum extent are sustainable investments with an environmental objective aligned with the EU Taxonomy?**

0%. The Sub-fund does not intend to make Taxonomy-aligned investments. It cannot be excluded that among the Sub-fund's holdings certain investments are Taxonomy aligned. The Sub-fund will report on Taxonomy-aligned investment in the periodic disclosures. In the future, once data-availability in relation to the EU Taxonomy will improve, Robeco might consider setting a target based on turnover or CAPEX. Robeco currently relies on third-party data, including data in relation to companies that do not disclose on the EU Taxonomy alignment of their activities. EU Taxonomy-alignment data is not yet subject to a review by third parties. The Sub-fund only makes investments in equity and therefore it does not have sovereign exposures. The expected level of alignment with and without sovereign bonds is the same.

To comply with the EU Taxonomy, the criteria for **fossil gas** include limitations on emissions and switching to renewable power or low-carbon fuels

● **Does the financial product invest in fossil gas and/or nuclear energy related activities that comply with the EU Taxonomy?¹⁹**


- Yes
 - In fossil gas
 - In nuclear energy
- No

¹⁹ Fossil gas and/or nuclear related activities will only comply with the EU Taxonomy where they contribute to limiting climate change ("climate change mitigation") and do not significantly harm any EU Taxonomy objective - see explanatory note in the left hand margin. The full criteria for fossil gas and nuclear energy economic activities that comply with the EU Taxonomy are laid down in Commission Delegated Regulation (EU) 2022/1214.

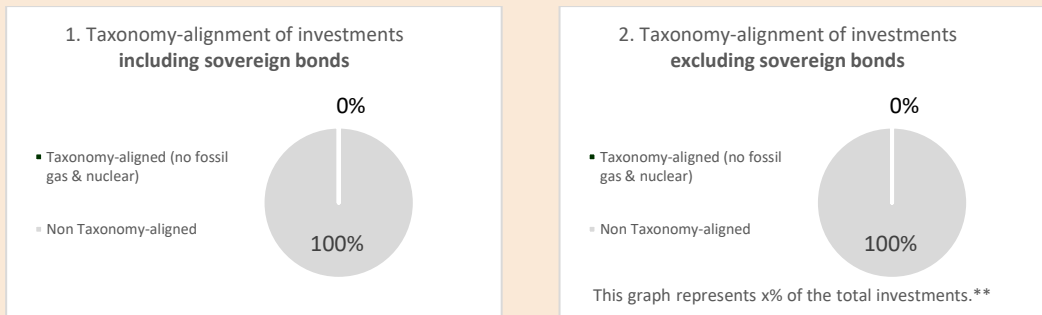
by the end of 2035. For nuclear energy, the criteria include comprehensive safety and waste management rules.

Enabling activities directly enable other activities to make a substantial contribution to an environmental objective.

Transitional activities are activities for which low-carbon alternatives are not yet available and among others have greenhouse gas emission levels corresponding to the best performance.

 are sustainable investments with an environmental objective that **do not take into account the criteria** for environmentally sustainable economic activities under the EU Taxonomy.

The two graphs below show in green the minimum percentage of investments that are aligned with the EU Taxonomy. As there is no appropriate methodology to determine the Taxonomy-alignment of sovereign bonds*, the first graph shows the Taxonomy alignment in relation to all the investments of the financial product including sovereign bonds, while the second graph shows the Taxonomy alignment only in relation to the investments of the financial product other than sovereign bonds.



* For the purpose of these graphs, 'sovereign bonds' consist of all sovereign exposures

** As the investments are not Taxonomy-aligned, the exclusion of sovereign bonds has no impact on the graph and therefore no such percentage is shown here.

 **What is the minimum share of investments in transitional and enabling activities?**

0%.



What is the minimum share of sustainable investments with an environmental objective that are not aligned with the EU Taxonomy?

The Sub-fund intends to make sustainable investments, measured as positive scores via Robeco's SDG Framework. Among those could be investments with environmental objectives that do not qualify as Taxonomy-aligned. The environmental objectives of the Sub-fund are attained by investing in companies that score positively on SDG 12 (Responsible consumption and production), SDG 13 (Climate action), SDG 14 (Life below water), and SDG 15 (Life on land) in Robeco's SDG Framework. While the sum of sustainable investments with an environmental objective and socially sustainable investments always adds up to the Sub-fund's minimum proportion of 50% sustainable investments, we do not commit to a minimum share of sustainable investments with an environmental objective because the Sub-fund's investment strategy does not have a specific environmental investment objective. Therefore, the minimum share of sustainable investments with an environmental objective is 0%.



What is the minimum share of socially sustainable investments?

The Sub-fund intends to make sustainable investments, measured as positive scores via Robeco's SDG Framework. Among those could be investments with social objectives. The social objectives of the Sub-fund are attained by investing in companies that score positively on SDG 1 (No poverty), SDG 2 (Zero hunger), SDG 3 (Good health and well-being), SDG 4 (Quality education), SDG 5 (Gender equality), SDG 6 (Clear water and sanitation), SDG 7 (Affordable and clean energy), SDG 8 (Decent work and economic growth), SDG 9 (Industry, innovation and infrastructure), SDG 10 (Reduced inequalities), SDG 11 (Sustainable cities and communities), SDG 16 (Peace, justice and strong institutions) and SDG 17 (Partnerships for the goals), in Robeco's SDG Framework. While the sum of socially sustainable investments and sustainable investments with an environmental objective always adds up to the Sub-fund's minimum proportion of sustainable investments, we do not commit to a minimum share of socially sustainable investments because the Sub-fund's investment strategy does not have a specific socially sustainable investment objective. Therefore, the minimum share of socially sustainable investments is 0%.



What investments are included under "#2 Other", what is their purpose and are there any minimum environmental or social safeguards?

The type of instruments included under "#2 Other" and their purpose are outlined in Annex I of this Prospectus under the header 'Financial instruments and investment restrictions'. They include cash, cash equivalents, as well as investment funds and eligible asset classes (other than bonds and equities) that do not specifically promote E/S characteristics. As indicated above, the Sub-fund does not make use of derivatives to attain the environmental or social characteristics promoted. The Sub-fund may make use of derivatives, which thus always fall under the category "#2 Other", for hedging, liquidity management and efficient portfolio management as well as investment purposes. Exchange traded and over-the-counter derivatives are permitted, including but not limited to futures, swaps, options and currency forwards. In case the Sub-fund uses derivatives, the underlying shall comply with the investment policy. Where relevant, minimum environmental or social safeguards are taken into account, by, for example, applying Robeco's Exclusion Policy for any single security derivative.



Is a specific index designated as a reference benchmark to determine whether this financial product is aligned with the environmental and/or social characteristics that it promotes?

Not applicable.

Reference benchmarks are indexes to measure whether the financial product attains the environmental or social characteristics that they promote.



Where can I find more product specific information online?

More product-specific information can be found on the website:

<https://www.robeco.com/en-int/products/funds/>

- Robeco's PAI Statement can be accessed via the following link:
<https://www.robeco.com/files/docm/docu-principal-adverse-impact-statement-summary-entity-level.pdf>
- Robeco's Good Governance test can be accessed via the following link:
<https://www.robeco.com/files/docm/docu-robeco-good-governance-policy.pdf>
- Robeco's SDG framework
<https://www.robeco.com/docm/docu-robeco-explanation-sdg-framework.pdf>
- Robeco's sustainability risk policy
<https://www.robeco.com/files/docm/docu-robeco-sustainability-risk-policy.pdf>

r) Robeco QI Global SDG & Climate Conservative Equities

Pre-contractual disclosure for the financial products referred to in Article 9, paragraphs 1 to 4a, of Regulation (EU) 2019/2088 and Article 5, first paragraph, of Regulation (EU) 2020/852

Product name: Robeco QI Global SDG & Climate Conservative Equities

Legal entity identifier: 213800BVPSWSGDFYVC36

Sustainable investment objective

Does this financial product have a sustainable investment objective?



Yes



No



It will make a minimum of sustainable investments with an environmental objective: 50%



in economic activities that qualify as environmentally sustainable under the EU Taxonomy



in economic activities that do not qualify as environmentally sustainable under the EU Taxonomy



It will make a minimum of sustainable investments with a social objective: 10%



It promotes Environmental/Social (E/S) characteristics and while it does not have as its objective a sustainable investment, it will have a minimum proportion of __% of sustainable investments



with an environmental objective in economic activities that qualify as environmentally sustainable under the EU Taxonomy



with an environmental objective in economic activities that do not qualify as environmentally sustainable under the EU Taxonomy



with a social objective



It promotes E/S characteristics, but will not make any sustainable investments

Sustainable investment means an investment in an economic activity that contributes to an environmental or social objective, provided that the investment does not significantly harm any environmental or social objective and that the investee companies follow good governance practices.

The **EU Taxonomy** is a classification system laid down in Regulation (EU) 2020/852, establishing a list of **environmentally sustainable economic activities**. That Regulation does not include a list of socially sustainable economic activities. Sustainable investments with an environmental objective might be aligned with the Taxonomy or not.



Sustainability indicators measure how the sustainable objectives of this financial product are attained.

What is the sustainable investment objective of this financial product?

The Sub-fund advances the United Nation's Sustainable Development Goals (SDGs) and the Sub-fund aims to reduce the carbon footprint of the portfolio and thereby contribute towards the goals of the Paris Agreement to keep the maximum global temperature rise well-below 2°C. The Sub-fund has a carbon-reduction objective and uses the MSCI All Country World EU PAB Overlay Index to monitor the carbon profile of the Sub-fund.

A part of the investments made by the Sub-fund contribute to the environmental objective of Climate Mitigation under the EU Taxonomy regulation.

What sustainability indicators are used to measure the attainment of the sustainable investment objective of this financial product?

The Sub-fund has the following sustainability indicators:

1. The number of holdings and agenda items voted.
2. The Sub-fund's weighted carbon footprint score compared to the Paris-Aligned Benchmark.
3. The Sub-fund's weighted environmental footprint score compared to the general market index referred to in Appendix VI – Benchmarks (the "General Market Index").
4. The % of investments in securities that are on Robeco's Exclusion list as result of the application of Robeco's Exclusion Policy.
5. The % of holdings that are in violation of the ILO standards, UNGPs, UNGC or OECD Guidelines for Multinational Enterprises.
6. The proportion of companies that hold a negative SDG score (-3, -2 or -1) based on the internally developed SDG Framework.
7. The Sub-fund's weighted average ESG score compared to the General Market Index.
8. The Sub-fund's weight in companies with a positive SDG score (1,2,3) compared to the General Market Index weight in companies with a positive SDG score (1,2,3).

How do sustainable investments not cause significant harm to any environmental or social sustainable investment objective?

The sustainable investments do no significant harm to any environmental or social sustainable investment objective by considering a principal adverse impact and aligning with the OECD Guidelines for Multinational Enterprises and the UN Guiding Principles on Business and Human Rights. In addition, sustainable investments made through the Paris-Aligned Benchmark follow eligibility requirements as per Article 12 of the EU regulation EU Paris-aligned Benchmarks and sustainability-related disclosures for benchmarks and follows Robeco's Exclusion policy. In accordance with Robeco's SDG framework, any off benchmark investments are only considered by the Sub-fund when they have a positive contribution to the UN SDGs and therefore not cause significant harm to any environmental or social sustainable investment objective.

How have the indicators for adverse impacts on sustainability factors been taken into account?

Sustainable investments can be constituents of Paris-Aligned Benchmark. The benchmark methodology directly assesses the following PAI indicators:

- Table 1, PAI 2 (Carbon Footprint)
- Table 1, PAI 4 (Exposure to companies in the fossil fuel sector)
- Table 1, PAI 10 (Violations of the UN Global Compact principles and Organisation for Economic Cooperation and Development (OECD) Guidelines for Multinational Enterprises)
- Table 1, PAI 14 (Exposure to controversial weapons)

Post-investment, the Sub-fund assesses the performance on all mandatory PAI indicators on a regular basis.

Sustainable investments that are not constituents of Paris-Aligned Benchmark, should all have a positive score on Robeco's SDG Framework. Robeco's SDG Framework assesses the contribution of companies to the Sustainable Development Goals (SDGs). Many PAI indicators are either directly or indirectly included in the SDG Framework to determine whether a company has significant impacts on the SDGs related to the PAI indicators. A detailed description of the incorporation of principal adverse impacts is available via Robeco's Principal Adverse Impact Statement published on the Robeco website (<https://www.robeco.com/files/docm/docu-principal-adverse-impact-statement-summary-entity-level.pdf>).

How are the sustainable investments aligned with the OECD Guidelines for Multinational Enterprises and the UN Guiding Principles on Business and Human Rights?

The sustainable investments are aligned with the OECD Guidelines for Multinational Enterprises and the UN Guiding Principles on Business and Human Rights via Robeco's Exclusion Policy, Robeco's SDG Framework, and the methodology of the benchmark provider.



Does this financial product consider principal adverse impacts on sustainability factors?

Yes, _____

The Sub-fund considers principal adverse impacts on sustainability factors as referred to in Annex I of the SFDR Delegated Act.

Pre-investment, the following principal adverse impacts on sustainability factors are considered:

- Via the applied normative and activity-based exclusions, the following PAIs are considered:
 - Exposure to companies active in the fossil fuel sector (PAI 4, Table 1)
 - Violations of the UN Global Compact Principles and Organisation for Economic Cooperation and Development (OECD) Guidelines for Multinational Enterprises (PAI 10, Table 1)
 - Activities negatively affecting biodiversity-sensitive areas (PAI 7, Table 1). The consideration of this PAI is currently restricted to applying exclusions to palm oil producing companies and for any breaches to the UNGC, UNGP and OECD Guidelines for Multinational Enterprises in relation to biodiversity.
 - Exposure to controversial weapons (anti-personnel mines, cluster munitions, chemical weapons (PAI 14, Table 1)
- Via the environmental footprint performance targets of the Sub-fund, the following PAIs are considered:
 - Carbon footprint (PAI 2, Table 1), via the Paris-Aligned Benchmark
 - Water and waste indicators (PAI 8-9, Table 1). Robeco will use on water and waste footprint until data quality and coverage of the PAIs will improve.

Post-investment, the following principal adverse impacts on sustainability factors are taken into account:

- Via the application of the voting policy, the following PAIs are considered:
 - All indicators related to GHG emissions (PAI 1-6, Table 1)
 - Indicators related to social and employee matters (PAI 10-13, Table 1; PAI 5-8, Table 3)

Principal adverse impacts are the most significant negative impacts of investment decisions on sustainability factors relating to environmental, social and employee matters, respect for human rights, anti-corruption and anti-bribery matters.

- Via Robeco's entity engagement program, the following PAIs are considered:
 - All indicators related to Climate and other environment-related indicators (PAI 1-9, Table 1)
 - Violations of the UN Global Compact Principles and Organisation for Economic Cooperation and Development (OECD) Guidelines for Multinational Enterprises (PAI 10, Table 1)
 - Activities negatively affecting biodiversity sensitive areas (PAI 7, Table 1). The consideration of this PAI is currently restricted to applying exclusions to palm oil producing companies and for any breaches to the UNGC, UNGP and OECD Guidelines for Multinational Enterprises in relation to biodiversity.
 - In addition, based on a yearly review of Robeco's performance on all mandatory and selected voluntary indicators, holdings of the Sub-fund that cause adverse impact might be selected for engagement.

More information is available via Robeco's Principal Adverse Impact Statement, published on Robeco's website. The Sub-fund will periodically report how it has considered the principal adverse impacts of its investments in the Company's annual report, which will be made available each year on or before 30 April at the Sub-fund page highlighted in final section of this document.

No



What investment strategy does this financial product follow?

Robeco QI Global SDG & Climate Conservative Equities is an actively managed fund that invests globally in low-volatility stocks of companies that advance the United Nations Sustainable Development Goals (SDGs) and contribute to maintaining the global temperature rise below 2°C. The Sub-fund's long-term aim is to achieve returns equal to, or greater than, those on global equity markets with lower expected downside risk. The selection of these stocks is based on a quantitative model as described in the Investment policy strategy paragraph in Appendix I of this Prospectus. The strategy integrates sustainability indicators on a continuous basis as part of the stock selection process. Amongst others, the Sub-fund applies norms-based and activity-based exclusions, Robeco's good governance policy, Robeco's SDG framework and considers Principal Adverse Impacts in the investment process. More product-specific information can be found on our website and the links provided in the final question of this disclosure.

What are the binding elements of the investment strategy used to select the investments to attain the sustainable investment objective?

The Sub-fund has the following binding elements:

1. All equity holdings have a granted right to vote and Robeco exerts that right by voting according to Robeco's Proxy Voting Policy, unless impediments occur (e.g. share blocking or when not considered cost efficient). Robeco's Proxy Voting Policy can be found at <https://www.robeco.com/files/docm/docu-robeco-stewardship-policy.pdf>.
2. The Sub-fund's weighted carbon footprint score is better than that of the Paris-Aligned Benchmark.
3. The Sub-fund's weighted water and waste footprint score is at least 20% better than that of the General Market Index.
4. The Sub-fund fully complies with activity based exclusions with regards to products (including controversial weapons, tobacco, palm oil, and thermal coal, upstream oil and gas and electricity producers in line with Article 12 of the EU regulation Climate Transition Benchmarks, EU Paris-aligned Benchmarks and sustainability-related disclosures for benchmarks). In addition, the Sub-fund's portfolio complies with Robeco's Exclusion Policy

The investment strategy guides investment decisions based on factors such as investment objectives and risk tolerance.

(<https://www.robeco.com/files/docm/docu-exclusion-policy.pdf>), that is based on exclusion criteria with regards to products and business practices that Robeco believes are detrimental to society and incompatible with sustainable investment strategies. This means that the Sub-fund has 0% exposure to excluded securities, taking into account a grace period. Information with regards to the effects of the exclusions on the Sub-fund's universe can be found at <https://www.robeco.com/files/docm/docu-exclusion-list.pdf>

5. The Sub-fund avoids investment in companies that are in breach of the ILO standards, UNGPs, UNGC or OECD Guidelines for Multinational Enterprises. Companies that breach the international norms will be excluded from the investment universe.
6. The Sub-fund excludes all negative SDG scores (-3, -2 or -1).
7. The Sub-fund's weighted average ESG score is at least 10% better than that of the General Market Index.
8. The Sub-fund's weight in companies with a positive SDG score (1,2,3) is at least 20% better than that of the General Market Index, measured as a ratio.

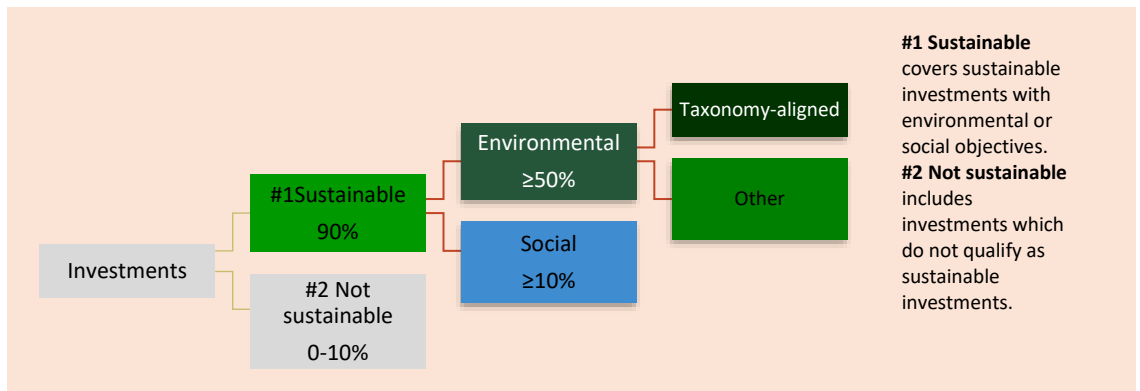
What is the policy to assess good governance practices of the investee companies?

Robeco has a Good Governance policy to assess governance practices of companies. The policy describes how Robeco determines if and when a company does not follow good governance practices and is therefore excluded from the initial investment universe for Article 8 and 9 products. Robeco's Good Governance policy applies to the Sub-fund and tests on a set of governance criteria that reflect widely recognized industry established norms and include topics as employee relations, management structure, tax compliance and remuneration.

The Good Governance test consists of criteria on such topics that are examined for investee companies and further explained in Robeco's Good Governance policy <https://www.robeco.com/files/docm/docu-robeco-good-governance-policy.pdf>. Additionally, the companies that do not pass the good governance test are reflected in the exclusion list that can be accessed here - <https://www.robeco.com/files/docm/docu-exclusion-list.pdf>.

What is the asset allocation and the minimum share of sustainable investments?

The Sub-fund plans to make a minimum of 90% sustainable investments, measured by positive scores via Robeco's SDG Framework. The investments in the category non-sustainable, estimated between 0-10%, are in cash and cash equivalents. The planned asset allocation is monitored continuously, and evaluated on a yearly basis.



#1 Sustainable covers sustainable investments with environmental or social objectives. **#2 Not sustainable** includes investments which do not qualify as sustainable investments.

Good governance practices include sound management structures, employee relations, remuneration of staff and tax compliance.



Asset allocation describes the share of investments in specific assets.

Taxonomy-aligned activities are expressed as a share of:

- **turnover** reflecting the share of revenue from green activities of investee companies
- **capital expenditure** (CapEx) showing the green

investments made by investee companies, e.g. for a transition to a green economy.

- **operational expenditure** (OpEx) reflecting green operational activities of investee companies.

● **How does the use of derivatives attain the sustainable investment objective?**

The Sub-fund does not make use of derivatives to attain the sustainable objective promoted by the financial product. The Sub-fund may make use of derivatives for hedging and liquidity management. This includes the usage of derivatives to manage currency and market exposures in a cost-effective manner. To that purpose exchange traded and over-the-counter derivatives linked to equity indices and currencies are permitted.

In case the Sub-fund uses derivatives, the underlying shall comply with the investment policy. Where relevant, minimum environmental or social safeguards are taken into account.



● **To what minimum extent are sustainable investments with an environmental objective aligned with the EU Taxonomy?**

The Sub-fund intends to contribute to the climate change mitigation objective under the EU Taxonomy. The Sub-fund commits to a minimum share of 0% of Taxonomy-aligned activities. The Sub-fund intends to increase the minimum share of Taxonomy aligned activities for the Sub-fund once data availability in relation to the EU Taxonomy improves and stabilises.

The Sub-fund will report on Taxonomy-aligned investment in the periodic disclosures. In the future, once data-availability in relation to the EU Taxonomy will improve, Robeco might consider setting a target based on turnover or CAPEX. Robeco currently relies on third-party data in relation to the EU Taxonomy, including data in relation to companies that do not disclose on the EU Taxonomy alignment of their activities. EU Taxonomy-alignment data is not yet subject to a review by third parties. The Sub-fund only makes investments in equity and therefore it does not have sovereign exposures. The expected level of alignment with and without sovereign bonds is the same.

To comply with the EU Taxonomy, the criteria for **fossil gas** include limitations on emissions and switching to fully renewable power or low-carbon

● **Does the financial product invest in fossil gas and/or nuclear energy related activities that comply with the EU Taxonomy²⁰?**

Yes:

In fossil gas

In nuclear energy

No

²⁰ Fossil gas and/or nuclear related activities will only comply with the EU Taxonomy where they contribute to limiting climate change ("climate change mitigation") and do not significantly harm any EU Taxonomy objective - see explanatory note in the left hand margin. The full criteria for fossil gas and nuclear energy economic activities that comply with the EU Taxonomy are laid down in Commission Delegated Regulation (EU) 2022/1214.

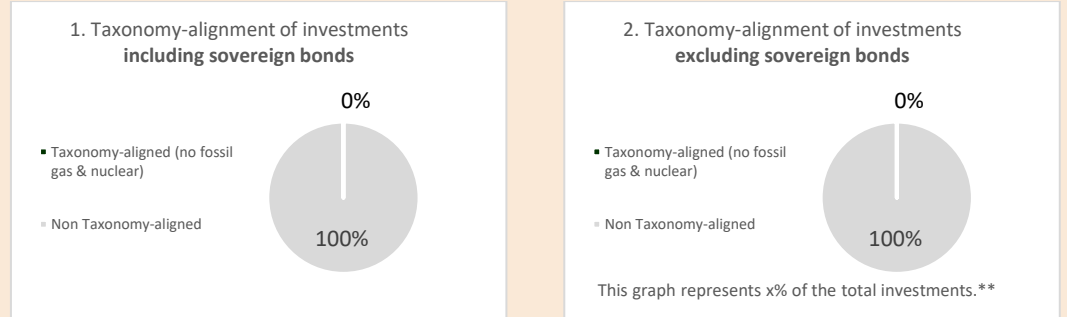
fuels by the end of 2035. For **nuclear energy**, the criteria include comprehensive safety and waste management rules.

Enabling activities directly enable other activities to make a substantial contribution to an environmental objective.

Transitional activities are activities for which low-carbon alternatives are not yet available and among others have greenhouse gas emission levels corresponding to the best performance.

are sustainable investments with an environmental objective that **do not take into account the criteria** for environmentally sustainable economic activities

The two graphs below show in green the minimum percentage of investments that are aligned with the EU Taxonomy. As there is no appropriate methodology to determine the Taxonomy-alignment of sovereign bonds*, the first graph shows the Taxonomy alignment in relation to all the investments of the financial product including sovereign bonds, while the second graph shows the Taxonomy alignment only in relation to the investments of the financial product other than sovereign bonds.



* For the purpose of these graphs, 'sovereign bonds' consist of all sovereign exposures
 ** As the investments are not Taxonomy-aligned, the exclusion of sovereign bonds has no impact on the graph and therefore no such percentage is shown here.



What is the minimum share of investments in transitional and enabling activities?

0%.

What is the minimum share of sustainable investments with an environmental objective that are not aligned with the EU Taxonomy?

The Sub-fund makes sustainable investments with environmental objectives that do not qualify as Taxonomy-aligned. Given the Sub-fund's investment strategy and the specific environmental investment objective, the Sub-fund commits to a minimum share of sustainable investments of 50% with an environmental objective. The environmental objectives of the Sub-fund are attained by investing in companies, in line with a low carbon scenario stipulated by the Paris-aligned benchmark methodology.

In addition, the Sub-fund intends to make sustainable investments off-benchmark, measured as positive scores via Robeco's SDG Framework. Among those could be sustainable investments with environmental objectives which are companies that score positively on SDG 12 (Responsible consumption and production), SDG 13 (Climate action), SDG 14 (Life below water), and SDG 15 (Life on land) in Robeco's SDG Framework.

The sum of sustainable investments with an environmental objective and socially sustainable investments will always add up to the Sub-fund's minimum proportion of 90% sustainable investments.



What is the minimum share of sustainable investments with a social objective?

Within the off-benchmark holdings (i.e. holdings that are not part of the Paris-Aligned Benchmark), the Sub-fund intends to make sustainable investments with a social objective. Given the Sub-fund's investment strategy and the specific social investment objective, the Sub-fund commits to a minimum share of sustainable investments of 10% with a social objective, measured by off-benchmark holdings that have a positive score via Robeco's SDG Framework. The social objectives of the Sub-fund are attained by investing in companies that score positively on SDG 1 (No poverty), SDG 2 (Zero hunger),

under the EU Taxonomy.

SDG 3 (Good health and well-being), SDG 4 (Quality education), SDG 5 (Gender equality), SDG 6 (Clean water and sanitation), SDG 7 (Affordable and clean energy), SDG 8 (Decent work and economic growth), SDG 9 (Industry, innovation and infrastructure), SDG 10 (Reduced inequalities), SDG 11 (Sustainable cities and communities), SDG 16 (Peace, justice and strong institutions) and SDG 17 (Partnerships for the goals), in Robeco's SDG Framework.

The sum of socially sustainable investments and sustainable investments with an environmental objective will always add up to the Sub-fund's minimum proportion of 90% sustainable investments.



What investments are included under "#2 Not sustainable", what is their purpose and are there any minimum environmental or social safeguards?

The type of instruments included under "#2 Not Sustainable" and their purpose are outlined in Annex I of this Prospectus under the header 'Financial instruments and investment restrictions'. They include cash, cash equivalents, as well as investment funds and eligible asset classes (other than bonds and equities) that do not specifically promote E/S characteristics. As indicated above, the Sub-fund does not make use of derivatives to attain its sustainable objective. The Sub-fund may make use of derivatives for hedging and liquidity management. This includes the usage of derivatives to manage currency and market exposures in a cost-effective manner. For the management of currency exposure FX Forwards are allowed. The exchange traded derivatives linked to equity indices, such as equity index futures covering the market universe, are permitted for cash equitization. In case the Sub-fund uses such index market derivatives, these shall be temporary positions as defined by the investment restrictions. Where relevant, minimum environmental or social safeguards are taken into account by monitoring and performing suitability tests on index futures constituents following Robeco's Exclusion Policy.



Is a specific index designated as a reference benchmark to meet the sustainable investment objective?

Yes, the Sub-fund uses the MSCI All Country World EU PAB Overlay Index as a reference index to meet the carbon footprint reduction objective of the Sub-fund and thereby keeping the maximum global temperature rise well-below 2°C.

Reference benchmarks are indexes to measure whether the financial product attains the sustainable investment objective.

How does the reference benchmark take into account sustainability factors in a way that is continuously aligned with the sustainable investment objective?

The MSCI EU PAB Overlay Indices are constructed from their corresponding Parent Indexes using an optimization-based approach and aim to:

- Reduce the weighted average greenhouse gas intensity by 50% compared to the underlying investment universe.
- Reduce the weighted average greenhouse gas (GHG) intensity by 7% on an annualized basis.
- Achieve a modest tracking error compared to the Parent Index and low turnover.
- Exclude companies based on the following criteria: Companies involved in Controversial Weapons businesses, Very Severe ESG Controversies, Severe Environmental Controversies, Tobacco Manufacturing, Thermal Coal, Oil & Gas and Fossil Fuel-based power generation.

How is the alignment of the investment strategy with the methodology of the index ensured on a continuous basis?

The methodology of the reference index follows rebalancing rules which ensures alignment with the investment strategy and objective of the Sub-fund. The index uses data such as MSCI Climate Change Metrics, MSCI Climate Value-at-Risk, MSCI ESG Sustainable Impact Metrics, MSCI ESG Controversies

and MSCI Business Involvement Screening Research) as of the end of the month, preceding the Index Reviews, for the rebalancing of the index.

The Sub-fund follows a rebalancing strategy which ensures that the carbon footprint of the Sub-fund is better than that of the reference index. This in turn ensures that the investment strategy of the Sub-fund aligns with the methodology of the reference index. The methodology of the reference index takes into account a decarbonization trajectory of at least 7% GHG intensity per annum along with specific sector or activity exclusions and including involvement in controversial weapons.

● ***How does the designated index differ from a relevant broad market index?***

The benchmark differs from a broad general market index in that the latter does not take into account in its methodology any criteria on the carbon reduction objective and carbon footprint of companies.

● ***Where can the methodology used for the calculation of the designated index be found?***

The index methodology can be found on the relevant webpages by the index provider: <https://www.msci.com>



Where can I find more product specific information online?

More product-specific information can be found on the website:

<https://www.robeco.com/en-int/products/funds>

- Robeco's PAI Statement can be accessed via the following link: <https://www.robeco.com/files/docm/docu-principal-adverse-impact-statement-summary-entity-level.pdf>
- Robeco's Good Governance test can be accessed via the following link: <https://www.robeco.com/files/docm/docu-robeco-good-governance-policy.pdf>
- Robeco's SDG framework: <https://www.robeco.com/docm/docu-robeco-explanation-sdg-framework.pdf>
- Robeco's sustainability risk policy: <https://www.robeco.com/files/docm/docu-robeco-sustainability-risk-policy.pdf>

s) Robeco QI Global Developed Enhanced Index Equities

Pre-contractual disclosure for the financial products referred to in Article 8, paragraphs 1, 2 and 2a, of Regulation (EU) 2019/2088 and Article 6, first paragraph, of Regulation (EU) 2020/852

Product name: Robeco QI Global Developed Enhanced Index Equities

Legal entity identifier: 213800W6NOMU3QTJAP16

Environmental and/or social characteristics

Does this financial product have a sustainable investment objective?

Yes

No

It will make a minimum of **sustainable investments with an environmental objective: ___%**

in economic activities that qualify as environmentally sustainable under the EU Taxonomy

in economic activities that do not qualify as environmentally sustainable under the EU Taxonomy

It will make a minimum of **sustainable investments with a social objective: ___%**

It **promotes Environmental/Social (E/S) characteristics** and while it does not have as its objective a sustainable investment, it will have a minimum proportion of 50% of sustainable investments

with an environmental objective in economic activities that qualify as environmentally sustainable under the EU Taxonomy

with an environmental objective in economic activities that do not qualify as environmentally sustainable under the EU Taxonomy

with a social objective

It promotes E/S characteristics, but **will not make any sustainable investments**

Sustainable investment means an investment in an economic activity that contributes to an environmental or social objective, provided that the investment does not significantly harm any environmental or social objective and that the investee companies follow good governance practices.

The **EU Taxonomy** is a classification system laid down in Regulation (EU) 2020/852, establishing a list of **environmentally sustainable economic activities**. That Regulation does not include a list of socially sustainable economic activities. Sustainable investments with an environmental objective might be aligned with the Taxonomy or not.



Sustainability indicators measure how the environmental or social characteristics promoted by the financial product are attained.

What environmental and/or social characteristics are promoted by this financial product?

The Sub-fund has the following E/S characteristics:

1. The Sub-fund promotes certain minimum environmental and social safeguards through applying exclusion criteria with regards to products and business practices that Robeco believes are detrimental to society and incompatible with sustainable investment strategies, such as exposure to controversial behaviour, controversial weapons, and fossil fuels.
2. The Sub-fund promotes having a lower environmental footprint than the general market index referred to in Appendix VI – Benchmarks (the "General Market Index"), through reduction in carbon, water and waste footprints.
3. The Sub-fund promotes adherence to and conducting business activities in accordance with the United Nations Universal Declaration of Human Rights, the International Labor Organization's (ILO) labor standards, the United Nations Guiding Principles for Business and Human Rights (UNGPs), the United Nations Global Compact (UNGC) and the OECD Guidelines for Multinational Enterprises, by scrutinizing companies that violate these principles.
4. The Sub-fund promotes having a weighted average ESG score that is better than that of the General Market Index.
5. The Sub-fund promotes having a larger share of companies with a positive SDG score (1,2,3) in the portfolio than the General Market Index.

There is no reference benchmark designated for the purpose of attaining the environmental or social characteristics promoted by the Sub-fund.

What sustainability indicators are used to measure the attainment of each of the environmental or social characteristics promoted by this financial product?

The Sub-fund has the following sustainability indicators:

1. The % of investments in securities that are on Robeco's Exclusion list as result of the application of Robeco's Exclusion Policy.
2. The Sub-fund's weighted carbon, water and waste footprint score compared to the General Market Index.
3. The number of companies that are in violation of the ILO standards, UNGPs, UNGC or OECD Guidelines for Multinational Enterprises and hence are a part of the Enhanced Engagement program.
4. The Sub-fund's weight in companies with a positive SDG score (1,2,3) compared to the General Market Index weight in companies with a positive SDG score (1,2,3).
5. The Sub-fund's weighted average ESG score compared to the General Market Index.

What are the objectives of the sustainable investments that the financial product partially intends to make and how does the sustainable investment contribute to such objectives?

The sustainable investments aim to contribute to the UN Sustainable Development Goals ("SDGs"), that have both social and environmental objectives. These are 17 goals that are globally recognised and include environmental goals such as climate action, clean water, life on land and water and social goals such as zero hunger, gender equality, education, etc. Robeco has developed a proprietary framework based on the UN SDGs through which an issuer's contribution to such SDGs is determined through a 3-step process. This process starts with a sector baseline on which a company's products are analysed to examine contribution to the society and environment. Further, the operational processes involved in creating such products is checked along with any controversies/litigation claims and remediation actions taken which are perused before a final SDG score is determined. The final score ranges between high negative (-3) to high positive (+3) and only those issuers which achieve positive SDG scores (+1,+2 and +3) are regarded as Sustainable Investments.

● ***How do the sustainable investments that the financial product partially intends to make, not cause significant harm to any environmental or social sustainable investment objective?***

The sustainable investments do no significant harm to any environmental or social sustainable investment objective by considering a principal adverse impact and aligning with the OECD Guidelines for Multinational Enterprises and the UN Guiding Principles on Business and Human Rights. In addition, sustainable investments score positively on Robeco's SDG Framework, and therefore do not cause significant harm.

How have the indicators for adverse impacts on sustainability factors been taken into account?

Mandatory principal adverse impact indicators are considered through Robeco's SDG Framework, either directly or indirectly, when identifying sustainable investments for the Sub-fund. In addition, voluntary environmental and social indicators are taken into account, depending on their relevance for measuring impacts on the SDGs and the availability of data. A detailed description of the incorporation of principal adverse impacts is available via Robeco's Principal Adverse Impact Statement published on the Robeco website (<https://www.robeco.com/files/docm/docu-principal-adverse-impact-statement-summary-entity-level.pdf>). In this statement, Robeco sets out its approach to identifying and prioritizing principal adverse impacts, and how principal adverse impacts are considered as part of Robeco's investment due diligence process and procedures relating to research and analysis, exclusions and restrictions and/or voting and engagement. This description also explains how principal adverse impact indicators are considered by the SDG Framework.

How are the sustainable investments aligned with the OECD Guidelines for Multinational Enterprises and the UN Guiding Principles on Business and Human Rights? Details:

The sustainable investments are aligned with the OECD Guidelines for Multinational Enterprises and the UN Guiding Principles on Business and Human Rights via both Robeco's Exclusion Policy and Robeco's SDG Framework.

Robeco's Exclusion Policy includes an explanation of how Robeco acts in accordance with the International Labor Organization (ILO) standards, United Nations Guiding Principles (UNGPs), United Nations Global Compact (UNGC) Principles and the Organization for Economic Co-operation and Development (OECD) Guidelines for Multinational Enterprises and is guided by these international treaties to assess the behavior of companies. Robeco continuously screens its investments for breaches of these principles. In case of a breach, the company will be excluded or engaged with, and is not considered a sustainable investment.

Robeco's SDG Framework screens for breaches on these principles in the final step of the framework. In this step, Robeco checks whether the company concerned has been involved in any controversies. Involvement in any controversy will result in a negative SDG score for the company, meaning it is not a sustainable investment.

The EU Taxonomy sets out a "do not significant harm" principle by which Taxonomy-aligned investments should not significantly harm EU Taxonomy objectives and is accompanied by specific EU criteria.

The "do no significant harm" principle applies only to those investments underlying the financial product that take into account the EU criteria for environmentally sustainable economic activities. The investments underlying the remaining portion of this financial product do not take into account the EU criteria for environmentally sustainable economic activities.

Any other sustainable investments must also not significantly harm any environmental or social objectives.



Does this financial product consider principal adverse impacts on sustainability factors?

Yes, _____

The Sub-fund considers principal adverse impacts on sustainability factors as referred to in Annex I of the SFDR Delegated Act.

Pre-investment, the following principal adverse impacts on sustainability factors are considered:

- Via the applied normative and activity-based exclusions, the following PAIs are considered:
 - Exposure to companies active in the fossil fuel sector (PAI 4, Table 1)
 - Violations of the UN Global Compact Principles and Organisation for Economic Cooperation and Development (OECD) Guidelines for Multinational Enterprises (PAI 10, Table 1)
 - Activities negatively affecting biodiversity-sensitive areas (PAI 7, Table 1). The consideration of this PAI is currently restricted to applying exclusions to palm oil producing companies and for any breaches to the UNGC, UNGP and OECD Guidelines for Multinational Enterprises in relation to biodiversity.
 - Exposure to controversial weapons (anti-personnel mines, cluster munitions, chemical weapons (PAI 14, Table 1)
- Via the environmental footprint performance targets of the Sub-fund, the following PAIs are considered:
 - Carbon footprint (PAI 2, Table 1)
 - Water and waste indicators (PAI 7-9, Table 1). Robeco will use on water and waste footprint until data quality and coverage of the PAIs will improve.

Post-investment, the following principal adverse impacts on sustainability factors are taken into account:

- Via Robeco's entity engagement program, the following PAIs are considered:
 - All indicators related to Climate and other environment-related indicators (PAI 1-9, Table 1)
 - Violations of the UN Global Compact Principles and Organisation for Economic Cooperation and Development (OECD) Guidelines for Multinational Enterprises (PAI 10, Table 1)

Principal adverse impacts are the most significant negative impacts of investment decisions on sustainability factors relating to environmental, social and employee matters, respect for human rights, anti-corruption and anti-bribery matters.

- In addition, based on a yearly review of Robeco's performance on all mandatory and selected voluntary indicators, holdings of the Sub-fund that cause adverse impact might be selected for engagement.

More information is available via Robeco's Principal Adverse Impact Statement, published on Robeco's website. The Sub-fund will periodically report how it has considered the principal adverse impacts of its investments in the Company's annual report, which will be made available each year on or before 30 April at the Sub-fund page highlighted in final section of this document.

No



What investment strategy does this financial product follow?

Robeco QI Global Developed Enhanced Index Equities is an actively managed fund that invests in stocks of companies in developed markets. The selection of these stocks is based on a quantitative model as described in the Investment policy strategy paragraph in Appendix I of this Prospectus. The strategy integrates sustainability indicators on a continuous basis as part of the stock selection process. Amongst others, the Sub-fund applies norms-based and activity-based exclusions, Robeco's good governance policy, Robeco's SDG framework and considers Principal Adverse Impacts in the investment process. More product-specific information can be found on our website and the links provided in the final question of this disclosure.

The investment strategy guides investment decisions based on factors such as investment objectives and risk tolerance.

What are the binding elements of the investment strategy used to select the investments to attain each of the environmental or social characteristics promoted by this financial product?

The Sub-fund has the following binding elements:

1. The Sub-fund's portfolio complies with Robeco's Exclusion Policy (<https://www.robeco.com/files/docm/docu-exclusion-policy.pdf>), that is based on exclusion criteria with regards to products and business practices that Robeco believes are detrimental to society and incompatible with sustainable investment strategies. This means that the Sub-fund has 0% exposure to excluded securities, taking into account a grace period. Information with regards to the effects of the exclusions on the Sub-fund's universe can be found at <https://www.robeco.com/files/docm/docu-exclusion-list.pdf>
2. The Sub-fund's weighted carbon, water and waste footprint score is a better than that of the General Market Index.
3. The Sub-fund scrutinizes investment in companies that are in breach of the ILO standards, UNGPs, UNGC or OECD Guidelines for Multinational Enterprises. If a company in the portfolio breaches one of the international guidelines during the investment period, the company will become part of the Enhanced Engagement program. When engagement is deemed highly unlikely to succeed, the company might be excluded directly.
4. The Sub-fund's weighted average ESG score is better than that of the General Market Index.
5. The Sub-fund's weight in companies with a positive SDG score (1,2,3) is better than that of the General Market Index.

What is the committed minimum rate to reduce the scope of the investments considered prior to the application of that investment strategy?

The Sub-fund does not commit to a minimum rate to reduce the scope of investments prior to the application of the investment strategy.

What is the policy to assess good governance practices of the investee companies?

Good governance practices include sound management structures, employee relations, remuneration of staff and tax compliance.

Robeco has a Good Governance policy to assess governance practices of companies. The policy describes how Robeco determines if and when a company does not follow good governance practices and is therefore excluded from the initial investment universe for Article 8 and 9 products. Robeco's Good Governance policy applies to the Sub-fund and tests on a set of governance criteria that reflect widely recognized industry established norms and include topics as employee relations, management structure, tax compliance and remuneration.

The Good Governance test consists of criteria on such topics that are examined for investee companies and further explained in Robeco's Good Governance policy <https://www.robeco.com/files/docm/docu-robeco-good-governance-policy.pdf>. Additionally, the companies that do not pass the good governance test are reflected in the exclusion list that can be accessed here - <https://www.robeco.com/files/docm/docu-exclusion-list.pdf>.



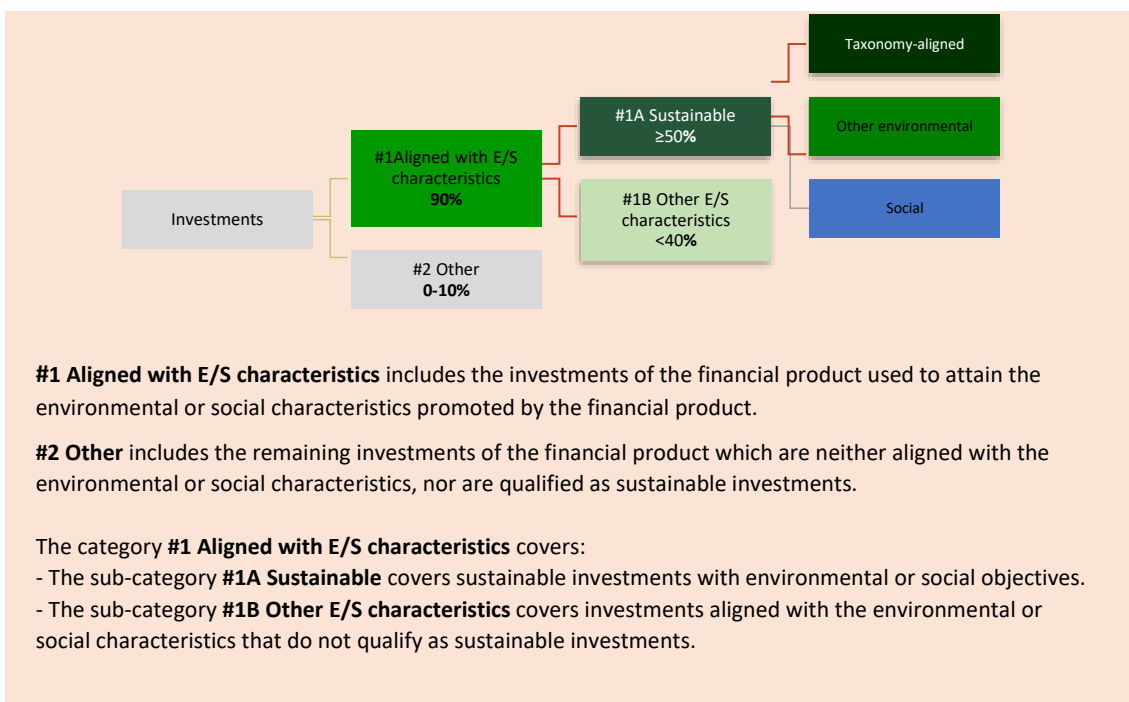
What is the asset allocation planned for this financial product?

Asset allocation describes the share of investments in specific assets.

At least 90% of the investments are aligned with the E/S characteristics of the Sub-fund. The Sub-fund plans to make a minimum of 50% sustainable investments, measured by positive scores via Robeco's SDG Framework. The investments in the category Other, estimated between 0-10%, are mostly in cash, cash equivalents and derivatives as further described below. The planned asset allocation is monitored continuously, and evaluated on a yearly basis.

Taxonomy-aligned activities are expressed as a share of:

- **turnover** reflecting the share of revenue from green activities of investee companies
- **capital expenditure** (CapEx) showing the green investments made by investee companies, e.g. for a transition to a green economy.
- **operational expenditure** (OpEx) reflecting green operational activities of investee companies.



How does the use of derivatives attain the environmental or social characteristics promoted by the financial product?

The Sub-fund does not make use of derivatives to attain the environmental or social characteristics promoted by the financial product. The Sub-fund may make use of derivatives for hedging, liquidity management and efficient portfolio management as well as investment purposes. Exchange traded and over-the-counter derivatives are permitted, including but not limited to futures, swaps, options and

currency forwards. Whilst the Sub-fund may use derivatives both for investment purposes as well as for hedging and efficient portfolio management, it does not utilize derivatives for such purposes outside the intended share of investments allocated to the 'Other' category.

In case the Sub-fund uses derivatives, the underlying shall comply with the investment policy. Where relevant, minimum environmental or social safeguards are taken into account as described below.



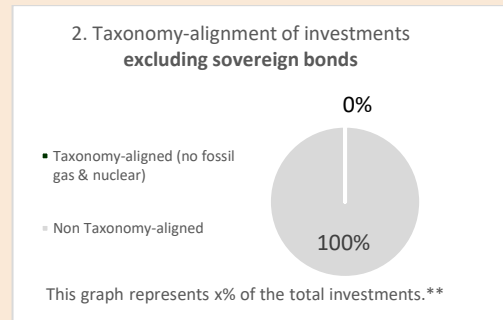
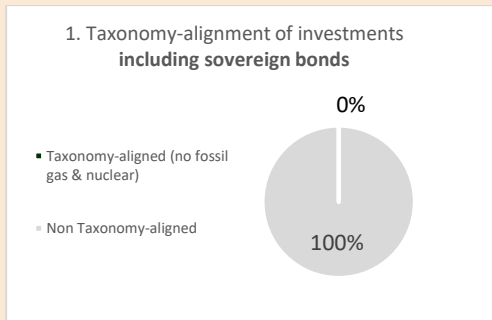
To what minimum extent are sustainable investments with an environmental objective aligned with the EU Taxonomy?

0%. The Sub-fund does not intend to make Taxonomy-aligned investments. It cannot be excluded that among the Sub-fund's holdings certain investments are Taxonomy aligned. The Sub-fund will report on Taxonomy-aligned investment in the periodic disclosures. In the future, once data-availability in relation to the EU Taxonomy will improve, Robeco might consider setting a target based on turnover or CAPEX. Robeco currently relies on third-party data, including data in relation to companies that do not disclose on the EU Taxonomy alignment of their activities. EU Taxonomy-alignment data is not yet subject to a review by third parties. The Sub-fund only makes investments in equity and therefore it does not have sovereign exposures. The expected level of alignment with and without sovereign bonds is the same.

Does the financial product invest in fossil gas and/or nuclear energy related activities that comply with the EU Taxonomy?²¹

- Yes
 - In fossil gas
 - In nuclear energy
- No

The two graphs below show in green the minimum percentage of investments that are aligned with the EU Taxonomy. As there is no appropriate methodology to determine the Taxonomy-alignment of sovereign bonds*, the first graph shows the Taxonomy alignment in relation to all the investments of the financial product including sovereign bonds, while the second graph shows the Taxonomy alignment only in relation to the investments of the financial product other than sovereign bonds.



*** For the purpose of these graphs, 'sovereign bonds' consist of all sovereign exposures**

**** As the investments are not Taxonomy-aligned, the exclusion of sovereign bonds has no impact on the graph and therefore no such percentage is shown here.**

To comply with the EU Taxonomy, the criteria for **fossil gas** include limitations on emissions and switching to renewable power or low-carbon fuels by the end of 2035. For **nuclear energy**, the criteria include comprehensive safety and waste management rules.

Enabling activities directly enable other activities to make a substantial contribution to an environmental objective.

Transitional activities are activities for which low-carbon alternatives are not yet available and among others have

²¹ Fossil gas and/or nuclear related activities will only comply with the EU Taxonomy where they contribute to limiting climate change ("climate change mitigation") and do not significantly harm any EU Taxonomy objective - see explanatory note in the left hand margin. The full criteria for fossil gas and nuclear energy economic activities that comply with the EU Taxonomy are laid down in Commission Delegated Regulation (EU) 2022/1214.

greenhouse gas emission levels corresponding to the best performance.

● **What is the minimum share of investments in transitional and enabling activities?**

0%.



What is the minimum share of sustainable investments with an environmental objective that are not aligned with the EU Taxonomy?

The Sub-fund intends to make sustainable investments, measured as positive scores via Robeco's SDG Framework. Among those could be investments with environmental objectives that do not qualify as Taxonomy-aligned. The environmental objectives of the Sub-fund are attained by investing in companies that score positively on SDG 12 (Responsible consumption and production), SDG 13 (Climate action), SDG 14 (Life below water), and SDG 15 (Life on land) in Robeco's SDG Framework. While the sum of sustainable investments with an environmental objective and socially sustainable investments always adds up to the Sub-fund's minimum proportion of 50% sustainable investments, we do not commit to a minimum share of sustainable investments with an environmental objective because the Sub-fund's investment strategy does not have a specific environmental investment objective. Therefore, the minimum share of sustainable investments with an environmental objective is 0%.



What is the minimum share of socially sustainable investments?

The Sub-fund intends to make sustainable investments, measured as positive scores via Robeco's SDG Framework. Among those could be investments with social objectives. The social objectives of the Sub-fund are attained by investing in companies that score positively on SDG 1 (No poverty), SDG 2 (Zero hunger), SDG 3 (Good health and well-being), SDG 4 (Quality education), SDG 5 (Gender equality), SDG 6 (Clean water and sanitation), SDG 7 (Affordable and clean energy), SDG 8 (Decent work and economic growth), SDG 9 (Industry, innovation and infrastructure), SDG 10 (Reduced inequalities), SDG 11 (Sustainable cities and communities), SDG 16 (Peace, justice and strong institutions) and SDG 17 (Partnerships for the goals), in Robeco's SDG Framework. While the sum of socially sustainable investments and sustainable investments with an environmental objective always adds up to the Sub-fund's minimum proportion of sustainable investments, we do not commit to a minimum share of socially sustainable investments because the Sub-fund's investment strategy does not have a specific socially sustainable investment objective. Therefore, the minimum share of socially sustainable investments is 0%.



are sustainable investments with an environmental objective that **do not take into account the criteria** for environmentally sustainable economic activities under the EU Taxonomy.



What investments are included under "#2 Other", what is their purpose and are there any minimum environmental or social safeguards?

The type of instruments included under "#2 Other" and their purpose are outlined in Annex I of this Prospectus under the header 'Financial instruments and investment restrictions'. They include cash, cash equivalents, as well as investment funds and eligible asset classes (other than bonds and equities) that do not specifically promote E/S characteristics. As indicated above, the Sub-fund does not make use of derivatives to attain the environmental or social characteristics promoted. The Sub-fund may make use of derivatives, which thus always fall under the category "#2 Other", for hedging, liquidity management and efficient portfolio management as well as investment purposes. Exchange traded and over-the-counter derivatives are permitted, including but not limited to futures, swaps, options and currency forwards. In case the Sub-fund uses derivatives, the underlying shall comply with the investment policy. Where relevant, minimum environmental or social safeguards are taken into account, by, for example, applying Robeco's Exclusion Policy for any single security derivative.



Is a specific index designated as a reference benchmark to determine whether this financial product is aligned with the environmental and/or social characteristics that it promotes?

Not applicable.

Reference benchmarks are indexes to measure whether the financial product attains the environmental or social characteristics that they promote.



Where can I find more product specific information online?

More product-specific information can be found on the website:

<https://www.robeco.com/en-int/products/funds/>

- Robeco's PAI Statement can be accessed via the following link:
<https://www.robeco.com/files/docm/docu-principal-adverse-impact-statement-summary-entity-level.pdf>
- Robeco's Good Governance test can be accessed via the following link:
<https://www.robeco.com/files/docm/docu-robeco-good-governance-policy.pdf>
- Robeco's SDG framework
<https://www.robeco.com/docm/docu-robeco-explanation-sdg-framework.pdf>
- Robeco's sustainability risk policy
<https://www.robeco.com/files/docm/docu-robeco-sustainability-risk-policy.pdf>

t) Robeco Sustainable Emerging Stars Equities

Pre-contractual disclosure for the financial products referred to in Article 8, paragraphs 1, 2 and 2a, of Regulation (EU) 2019/2088 and Article 6, first paragraph, of Regulation (EU) 2020/852

Product name: Robeco Sustainable Emerging Stars Equities

Legal entity identifier: 2138000ZKXE3LAIXDP06

Environmental and/or social characteristics

Does this financial product have a sustainable investment objective?

Yes

No

It will make a minimum of **sustainable investments with an environmental objective: ___%**

in economic activities that qualify as environmentally sustainable under the EU Taxonomy

in economic activities that do not qualify as environmentally sustainable under the EU Taxonomy

It will make a minimum of **sustainable investments with a social objective: ___%**

It **promotes Environmental/Social (E/S) characteristics** and while it does not have as its objective a sustainable investment, it will have a minimum proportion of 50% of sustainable investments

with an environmental objective in economic activities that qualify as environmentally sustainable under the EU Taxonomy

with an environmental objective in economic activities that do not qualify as environmentally sustainable under the EU Taxonomy

with a social objective

It promotes E/S characteristics, but **will not make any sustainable investments**

Sustainable investment means an investment in an economic activity that contributes to an environmental or social objective, provided that the investment does not significantly harm any environmental or social objective and that the investee companies follow good governance practices.

The **EU Taxonomy** is a classification system laid down in Regulation (EU) 2020/852, establishing a list of **environmentally sustainable economic activities**. That Regulation does not include a list of socially sustainable economic activities. Sustainable investments with an environmental objective might be aligned with the Taxonomy or not.



Sustainability indicators measure how the environmental or social characteristics promoted by the financial product are attained.

What environmental and/or social characteristics are promoted by this financial product?

The Sub-fund has the following E/S characteristics:

1. The Sub-fund promotes certain minimum environmental and social safeguards through applying exclusion criteria with regards to products and business practices that Robeco believes are detrimental to society and incompatible with sustainable investment strategies, such as exposure to controversial behaviour, controversial weapons, and fossil fuels.
2. The Sub-fund promotes adherence to and conducting business activities in accordance with the United Nations Universal Declaration of Human Rights, the International Labor Organization's (ILO) labor standards, the United Nations Guiding Principles for Business and Human Rights (UNGPs), the United Nations Global Compact (UNGC) and the OECD Guidelines for Multinational Enterprises, by scrutinizing companies that violate these principles.
3. The Sub-fund promotes good governance and sustainable corporate practices through proxy voting, which contributes to long-term shareholder value creation. This includes taking an active stance on social and environmental topics through Robeco's proxy voting policy.
4. The Sub-fund promotes having a substantially lower carbon footprint than the general market index referred to in Appendix VI – Benchmarks (the "General Market Index").
5. The Sub-fund promotes having a weighted average ESG score that is better than that of the General Market Index.
6. The Sub-fund limits investing in companies with an elevated sustainability risk based on ESG risk scores whereas all such investments require separate approval of a dedicated committee that oversees that all investments are substantiated and eligible based on a fundamental review on the sustainability risk.

There is no reference benchmark designated for the purpose of attaining the environmental or social characteristics promoted by the Sub-fund.

What sustainability indicators are used to measure the attainment of each of the environmental or social characteristics promoted by this financial product?

The Sub-fund has the following sustainability indicators:

1. The % of investments in securities that are on Robeco's Exclusion list as result of the application of Robeco's Exclusion Policy.
2. The number of companies that are in violation of the ILO standards, UNGPs, UNGC or OECD Guidelines for Multinational Enterprises and hence are a part of the Enhanced Engagement program.
3. The number of holdings and agenda items voted.
4. The Sub-fund's weighted carbon footprint score compared to the General Market Index.
5. The Sub-fund's weighted average ESG score compared to the General Market Index.
6. The % of holdings with an elevated sustainability risk profile.

What are the objectives of the sustainable investments that the financial product partially intends to make and how does the sustainable investment contribute to such objectives?

The sustainable investments aim to contribute to the UN Sustainable Development Goals ("SDGs"), that have both social and environmental objectives. These are 17 goals that are globally recognised and include environmental goals such as climate action, clean water, life on land and water and social goals such as zero hunger, gender equality, education, etc. Robeco has developed a proprietary framework based on the UN SDGs through which an issuer's contribution to such SDGs is determined through a 3-step process. This process starts with a sector baseline on which a company's products are analysed to examine contribution to the society and environment. Further, the operational processes involved in creating such products is checked along with any controversies/litigation claims and remediation actions taken which are perused before a final SDG score is determined. The final score ranges between high

negative (-3) to high positive (+3) and only those issuers which achieve positive SDG scores (+1, +2 and +3) are regarded as Sustainable Investments.

● ***How do the sustainable investments that the financial product partially intends to make, not cause significant harm to any environmental or social sustainable investment objective?***

The sustainable investments do no significant harm to any environmental or social sustainable investment objective by considering a principal adverse impact and aligning with the OECD Guidelines for Multinational Enterprises and the UN Guiding Principles on Business and Human Rights. In addition, sustainable investments score positively on Robeco's SDG Framework, and therefore do not cause significant harm.

How have the indicators for adverse impacts on sustainability factors been taken into account?

Mandatory principal adverse impact indicators are considered through Robeco's SDG Framework, either directly or indirectly, when identifying sustainable investments for the Sub-fund. In addition, voluntary environmental and social indicators are taken into account, depending on their relevance for measuring impacts on the SDGs and the availability of data. A detailed description of the incorporation of principal adverse impacts is available via Robeco's Principal Adverse Impact Statement published on the Robeco website (<https://www.robeco.com/files/docm/docu-principal-adverse-impact-statement-summary-entity-level.pdf>). In this statement, Robeco sets out its approach to identifying and prioritizing principal adverse impacts, and how principal adverse impacts are considered as part of Robeco's investment due diligence process and procedures relating to research and analysis, exclusions and restrictions and/or voting and engagement. This description also explains how principal adverse impact indicators are considered by the SDG Framework.

How are the sustainable investments aligned with the OECD Guidelines for Multinational Enterprises and the UN Guiding Principles on Business and Human Rights? Details:

The sustainable investments are aligned with the OECD Guidelines for Multinational Enterprises and the UN Guiding Principles on Business and Human Rights via both Robeco's Exclusion Policy and Robeco's SDG Framework.

Robeco's Exclusion Policy includes an explanation of how Robeco acts in accordance with the International Labor Organization (ILO) standards, United Nations Guiding Principles (UNGPs), United Nations Global Compact (UNGC) Principles and the Organization for Economic Co-operation and Development (OECD) Guidelines for Multinational Enterprises and is guided by these international treaties to assess the behavior of companies. Robeco continuously screens its investments for breaches of these principles. In case of a breach, the company will be excluded or engaged with, and is not considered a sustainable investment.

Robeco's SDG Framework screens for breaches on these principles in the final step of the framework. In this step, Robeco checks whether the company concerned has been involved in any controversies. Involvement in any controversy will result in a negative SDG score for the company, meaning it is not a sustainable investment.

The EU Taxonomy sets out a "do not significant harm" principle by which Taxonomy-aligned investments should not significantly harm EU Taxonomy objectives and is accompanied by specific EU criteria.

The "do no significant harm" principle applies only to those investments underlying the financial product that take into account the EU criteria for environmentally sustainable economic activities. The investments underlying the remaining portion of this financial product do not take into account the EU criteria for environmentally sustainable economic activities.

Any other sustainable investments must also not significantly harm any environmental or social objectives.



Does this financial product consider principal adverse impacts on sustainability factors?

Yes, _____

The Sub-fund considers principal adverse impacts on sustainability factors as referred to in Annex I of the SFDR Delegated Act.

Pre-investment, the following principal adverse impacts on sustainability factors are considered:

- Via the applied normative and activity-based exclusions, the following PAIs are considered:
 - Exposure to companies active in the fossil fuel sector (PAI 4, Table 1)
 - Violations of the UN Global Compact Principles and Organisation for Economic Cooperation and Development (OECD) Guidelines for Multinational Enterprises (PAI 10, Table 1)
 - Activities negatively affecting biodiversity-sensitive areas (PAI 7, Table 1). The consideration of this PAI is currently restricted to applying exclusions to palm oil producing companies and for any breaches to the UNGC, UNGP and OECD Guidelines for Multinational Enterprises in relation to biodiversity.
 - Exposure to controversial weapons (anti-personnel mines, cluster munitions, chemical weapons (PAI 14, Table 1)
- Via the ESG integration process, as part of the investment due diligence policies and procedures, the following PAIs are considered:
 - All indicators related to GHG emissions, as part of the required Climate Risk analysis (PAI 1-6, Table 1, PAI 4, Table 2)
 - Biodiversity, water and waste indicators (PAI 7-9, Table 1) when relevant for the sector
 - Board gender diversity (PAI 13, Table 1)
- Via the environmental footprint performance targets of the Sub-fund, the following PAIs are considered:
 - Carbon footprint (PAI 2, Table 1)

Post-investment, the following principal adverse impacts on sustainability factors are taken into account:

- Via the application of the voting policy, the following PAIs are considered:
 - All indicators related to GHG emissions (PAI 1-6, Table 1)
 - Indicators related to social and employee matters (PAI 10-13, Table 1; PAI 5-8, Table 3)
- Via Robeco's entity engagement program, the following PAIs are considered:
 - All indicators related to Climate and other environment-related indicators (PAI 1-9, Table 1)
 - Violations of the UN Global Compact Principles and Organisation for Economic Cooperation and Development (OECD) Guidelines for Multinational Enterprises (PAI 10, Table 1)

Principal adverse impacts are the most significant negative impacts of investment decisions on sustainability factors relating to environmental, social and employee matters, respect for human rights, anti-corruption and anti-bribery matters.

- In addition, based on a yearly review of Robeco's performance on all mandatory and selected voluntary indicators, holdings of the Sub-fund that cause adverse impact might be selected for engagement.

More information is available via Robeco's Principal Adverse Impact Statement, published on Robeco's website. The Sub-fund will periodically report how it has considered the principal adverse impacts of its investments in the Company's annual report, which will be made available each year on or before 30 April at the Sub-fund page highlighted in final section of this document.

No



What investment strategy does this financial product follow?

Robeco Sustainable Emerging Stars Equities is an actively managed fund that invests in equities in emerging countries across the world. The selection of these stocks is based on fundamental analysis as described in the Investment policy strategy paragraph in Appendix I of this Prospectus. The strategy integrates sustainability indicators on a continuous basis as part of the stock selection process. Amongst others, the Sub-fund applies norms-based and activity-based exclusions, Robeco's good governance policy, Robeco's SDG framework and considers Principal Adverse Impacts in the investment process. More product-specific information can be found on our website and the links provided in the final question of this disclosure.

The investment strategy guides investment decisions based on factors such as investment objectives and risk tolerance.

What are the binding elements of the investment strategy used to select the investments to attain each of the environmental or social characteristics promoted by this financial product?

The Sub-fund has the following binding elements:

1. The Sub-fund's portfolio complies with Robeco's Exclusion Policy (<https://www.robeco.com/files/docm/docu-exclusion-policy.pdf>), that is based on exclusion criteria with regards to products and business practices that Robeco believes are detrimental to society and incompatible with sustainable investment strategies. This means that the Sub-fund has 0% exposure to excluded securities, taking into account a grace period. Information with regards to the effects of the exclusions on the Sub-fund's universe can be found at <https://www.robeco.com/files/docm/docu-exclusion-list.pdf>
2. The Sub-fund avoids investment in companies that are in breach of the ILO standards, UNGPs, UNGC or OECD Guidelines for Multinational Enterprises. Companies that breach the international norms will be excluded from the investment universe.
3. All equity holdings have a granted right to vote and Robeco exerts that right by voting according to Robeco's Proxy Voting Policy, unless impediments occur (e.g. share blocking or when not considered cost efficient). Robeco's Proxy Voting Policy can be found at <https://www.robeco.com/files/docm/docu-robeco-stewardship-policy.pdf>.
4. The Sub-fund's weighted carbon footprint score is 20% better than that of the General Market Index.
5. The Sub-fund's weighted average ESG score is better than that of the General Market Index.
6. Investments with an elevated sustainability risk are defined by Robeco as companies with an ESG Risk Rating of 40 and higher (the ESG Risk Rating is explained in the sustainability risk policy which can be accessed via <https://www.robeco.com/files/docm/docu-robeco-sustainability-risk-policy.pdf>). The Sub-fund is limited to a maximum exposure of 5% to investments with an elevated sustainability risk, based on the market weight in the portfolio taking into account regional differences and benchmark. Each investment with an ESG Risk rating of higher than 40 requires separate approval by a dedicated committee of sustainable investment specialists, compliance and risk management that oversees the bottom-up sustainability analysis.

● **What is the committed minimum rate to reduce the scope of the investments considered prior to the application of that investment strategy?**

The Sub-fund does not commit to a minimum rate to reduce the scope of investments prior to the application of the investment strategy.

● **What is the policy to assess good governance practices of the investee companies?**

Robeco has a Good Governance policy to assess governance practices of companies. The policy describes how Robeco determines if and when a company does not follow good governance practices and is therefore excluded from the initial investment universe for Article 8 and 9 products. Robeco's Good Governance policy applies to the Sub-fund and tests on a set of governance criteria that reflect widely recognized industry established norms and include topics as employee relations, management structure, tax compliance and remuneration.

The Good Governance test consists of criteria on such topics that are examined for investee companies and further explained in Robeco's Good Governance policy <https://www.robeco.com/files/docm/docu-robeco-good-governance-policy.pdf>. Additionally, the companies that do not pass the good governance test are reflected in the exclusion list that can be accessed here - <https://www.robeco.com/files/docm/docu-exclusion-list.pdf>.

Good governance practices include sound management structures, employee relations, remuneration of staff and tax compliance.



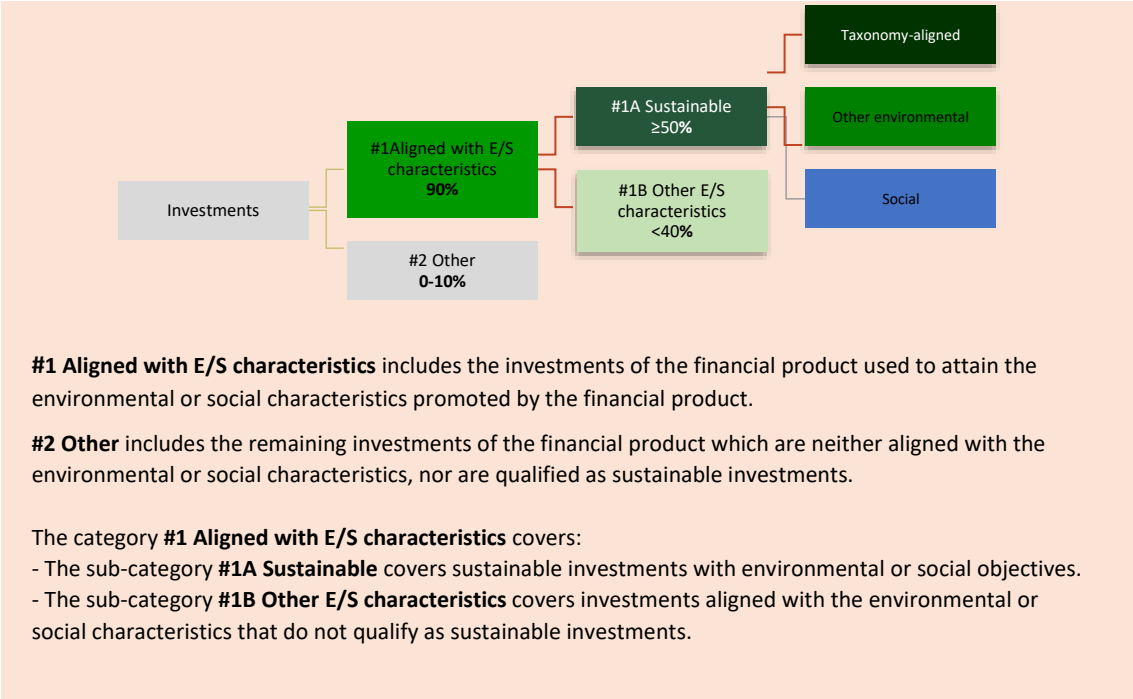
What is the asset allocation planned for this financial product?

At least 90% of the investments are aligned with the E/S characteristics of the Sub-fund. The Sub-fund plans to make a minimum of 50% sustainable investments, measured by positive scores via Robeco's SDG Framework. The investments in the category Other, estimated between 0-10%, are mostly in cash, cash equivalents and derivatives as further described below. The planned asset allocation is monitored continuously, and evaluated on a yearly basis.

Asset allocation describes the share of investments in specific assets.

Taxonomy-aligned activities are expressed as a share of:

- **turnover** reflecting the share of revenue from green activities of investee companies
- **capital expenditure** (CapEx) showing the green investments made by investee companies, e.g. for a transition to a green economy.
- **operational expenditure** (OpEx) reflecting green operational activities of



investee companies.

● **How does the use of derivatives attain the environmental or social characteristics promoted by the financial product?**

The Sub-fund does not make use of derivatives to attain the environmental or social characteristics promoted by the financial product. The Sub-fund may make use of derivatives for hedging, liquidity management and efficient portfolio management as well as investment purposes. Exchange traded and over-the-counter derivatives are permitted, including but not limited to futures, swaps, options and currency forwards. Whilst the Sub-fund may use derivatives both for investment purposes as well as for hedging and efficient portfolio management, it does not utilize derivatives for such purposes outside the intended share of investments allocated to the 'Other' category.

In case the Sub-fund uses derivatives, the underlying shall comply with the investment policy. Where relevant, minimum environmental or social safeguards are taken into account as described below.



To what minimum extent are sustainable investments with an environmental objective aligned with the EU Taxonomy?

0%. The Sub-fund does not intend to make Taxonomy-aligned investments. It cannot be excluded that among the Sub-fund's holdings certain investments are Taxonomy aligned. The Sub-fund will report on Taxonomy-aligned investment in the periodic disclosures. In the future, once data-availability in relation to the EU Taxonomy will improve, Robeco might consider setting a target based on turnover or CAPEX. Robeco currently relies on third-party data, including data in relation to companies that do not disclose on the EU Taxonomy alignment of their activities. EU Taxonomy-alignment data is not yet subject to a review by third parties. The Sub-fund only makes investments in equity and therefore it does not have sovereign exposures. The expected level of alignment with and without sovereign bonds is the same.

To comply with the EU Taxonomy, the criteria for **fossil gas** include limitations on emissions and switching to renewable power or low-carbon fuels by the end of 2035. For **nuclear energy**, the criteria include comprehensive safety and waste management rules.

Enabling activities directly enable other activities to make a substantial contribution to an environmental objective.

● **Does the financial product invest in fossil gas and/or nuclear energy related activities that comply with the EU Taxonomy?²²**

Yes

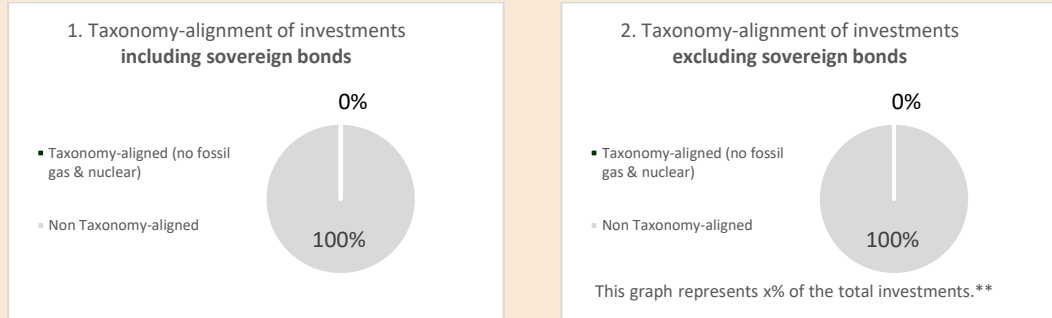
In fossil gas In nuclear energy

²² Fossil gas and/or nuclear related activities will only comply with the EU Taxonomy where they contribute to limiting climate change ("climate change mitigation") and do not significantly harm any EU Taxonomy objective - see explanatory note in the left hand margin. The full criteria for fossil gas and nuclear energy economic activities that comply with the EU Taxonomy are laid down in Commission Delegated Regulation (EU) 2022/1214.

Transitional activities are activities for which low-carbon alternatives are not yet available and among others have greenhouse gas emission levels corresponding to the best performance.

✘ No

The two graphs below show in green the minimum percentage of investments that are aligned with the EU Taxonomy. As there is no appropriate methodology to determine the Taxonomy-alignment of sovereign bonds, the first graph shows the Taxonomy alignment in relation to all the investments of the financial product including sovereign bonds, while the second graph shows the Taxonomy alignment only in relation to the investments of the financial product other than sovereign bonds.*



* For the purpose of these graphs, 'sovereign bonds' consist of all sovereign exposures

** As the investments are not Taxonomy-aligned, the exclusion of sovereign bonds has no impact on the graph and therefore no such percentage is shown here.

● What is the minimum share of investments in transitional and enabling activities?

0%.



What is the minimum share of sustainable investments with an environmental objective that are not aligned with the EU Taxonomy?

The Sub-fund intends to make sustainable investments, measured as positive scores via Robeco's SDG Framework. Among those could be investments with environmental objectives that do not qualify as Taxonomy-aligned. The environmental objectives of the Sub-fund are attained by investing in companies that score positively on SDG 12 (Responsible consumption and production), SDG 13 (Climate action), SDG 14 (Life below water), and SDG 15 (Life on land) in Robeco's SDG Framework. While the sum of sustainable investments with an environmental objective and socially sustainable investments always adds up to the Sub-fund's minimum proportion of 50% sustainable investments, we do not commit to a minimum share of sustainable investments with an environmental objective because the Sub-fund's investment strategy does not have a specific environmental investment objective. Therefore, the minimum share of sustainable investments with an environmental objective is 0%.



What is the minimum share of socially sustainable investments?

The Sub-fund intends to make sustainable investments, measured as positive scores via Robeco's SDG Framework. Among those could be investments with social objectives. The social objectives of the Sub-fund are attained by investing in companies that score positively on SDG 1 (No poverty), SDG 2 (Zero hunger), SDG 3 (Good health and well-being), SDG 4 (Quality education), SDG 5 (Gender equality), SDG 6 (Clear water and sanitation), SDG 7 (Affordable and clean energy), SDG 8 (Decent work and economic growth), SDG 9 (Industry, innovation and infrastructure), SDG 10 (Reduced inequalities), SDG 11 (Sustainable cities and communities), SDG 16 (Peace, justice and strong institutions) and SDG 17 (Partnerships for the goals), in Robeco's SDG Framework. While the sum of socially sustainable investments and sustainable investments with an environmental objective always adds up to the Sub-fund's minimum proportion of sustainable investments, we do not commit to a minimum share of socially sustainable investments because the Sub-fund's investment strategy does not have a specific

 are sustainable investments with an environmental objective that **do not take into account the criteria** for environmentally sustainable economic activities under the EU Taxonomy.

socially sustainable investment objective. Therefore, the minimum share of socially sustainable investments is 0%.



What investments are included under "#2 Other", what is their purpose and are there any minimum environmental or social safeguards?

The type of instruments included under "#2 Other" and their purpose are outlined in Annex I of this Prospectus under the header 'Financial instruments and investment restrictions'. They include cash, cash equivalents, as well as investment funds and eligible asset classes (other than bonds and equities) that do not specifically promote E/S characteristics. As indicated above, the Sub-fund does not make use of derivatives to attain the environmental or social characteristics promoted. The Sub-fund may make use of derivatives, which thus always fall under the category "#2 Other", for hedging, liquidity management and efficient portfolio management as well as investment purposes. Exchange traded and over-the-counter derivatives are permitted, including but not limited to futures, swaps, options and currency forwards. In case the Sub-fund uses derivatives, the underlying shall comply with the investment policy. Where relevant, minimum environmental or social safeguards are taken into account, by, for example, applying Robeco's Exclusion Policy for any single security derivative.



Is a specific index designated as a reference benchmark to determine whether this financial product is aligned with the environmental and/or social characteristics that it promotes?

Not applicable.

Reference benchmarks are indexes to measure whether the financial product attains the environmental or social characteristics that they promote.



Where can I find more product specific information online?

More product-specific information can be found on the website:

<https://www.robeco.com/en-int/products/funds/>

- Robeco's PAI Statement can be accessed via the following link:
<https://www.robeco.com/files/docm/docu-principal-adverse-impact-statement-summary-entity-level.pdf>
- Robeco's Good Governance test can be accessed via the following link:
<https://www.robeco.com/files/docm/docu-robeco-good-governance-policy.pdf>
- Robeco's SDG framework
<https://www.robeco.com/docm/docu-robeco-explanation-sdg-framework.pdf>
- Robeco's sustainability risk policy
<https://www.robeco.com/files/docm/docu-robeco-sustainability-risk-policy.pdf>

u) Robeco QI Emerging Markets Sustainable Enhanced Index Equities

Pre-contractual disclosure for the financial products referred to in Article 8, paragraphs 1, 2 and 2a, of Regulation (EU) 2019/2088 and Article 6, first paragraph, of Regulation (EU) 2020/852

Product name: Robeco QI Emerging Markets Sustainable Enhanced Index Equities

Legal entity identifier: 213800F1WPR2PVBY1880

Environmental and/or social characteristics

Does this financial product have a sustainable investment objective?



Yes



No

It will make a minimum of **sustainable investments with an environmental objective: ___%**

- in economic activities that qualify as environmentally sustainable under the EU Taxonomy
- in economic activities that do not qualify as environmentally sustainable under the EU Taxonomy

It will make a minimum of **sustainable investments with a social objective: ___%**



It promotes Environmental/Social (E/S) characteristics and while it does not have as its objective a sustainable investment, it will have a minimum proportion of 50% of sustainable investments

- with an environmental objective in economic activities that qualify as environmentally sustainable under the EU Taxonomy
- with an environmental objective in economic activities that do not qualify as environmentally sustainable under the EU Taxonomy
- with a social objective



It promotes E/S characteristics, but **will not make any sustainable investments**

Sustainable investment means an investment in an economic activity that contributes to an environmental or social objective, provided that the investment does not significantly harm any environmental or social objective and that the investee companies follow good governance practices.

The **EU Taxonomy** is a classification system laid down in Regulation (EU) 2020/852, establishing a list of **environmentally sustainable economic activities**. That Regulation does not include a list of socially sustainable economic activities. Sustainable investments with an environmental objective might be aligned with the Taxonomy or not.



Sustainability indicators measure how the environmental or social characteristics promoted by the financial product are attained.

What environmental and/or social characteristics are promoted by this financial product?

The Sub-fund has the following E/S characteristics:

1. The Sub-fund promotes good governance and sustainable corporate practices through proxy voting, which contributes to long-term shareholder value creation. This includes taking an active stance on social and environmental topics through Robeco's proxy voting policy.
2. The Sub-fund promotes having a substantially lower environmental footprint than the general market index referred to in Appendix VI – Benchmarks (the "General Market Index").
3. The Sub-fund promotes certain minimum environmental and social safeguards through applying exclusion criteria with regards to products and business practices that Robeco believes are detrimental to society and incompatible with sustainable investment strategies, such as exposure to controversial behaviour, controversial weapons, and fossil fuels.
4. The Sub-fund promotes adherence to and conducting business activities in accordance with the United Nations Universal Declaration of Human Rights, the International Labor Organization's (ILO) labor standards, the United Nations Guiding Principles for Business and Human Rights (UNGPs), the United Nations Global Compact (UNGC) and the OECD Guidelines for Multinational Enterprises.
5. The Sub-fund promotes investment in a portfolio that avoid significant harm to the Sustainable Development Goals (SDGs).
6. The Sub-fund has a substantially better weighted average ESG score than the General Market Index.
7. The Sub-fund promotes having a substantially larger share of companies with a positive SDG score (1,2,3) in the portfolio than the General Market Index.

There is no reference benchmark designated for the purpose of attaining the environmental or social characteristics promoted by the Sub-fund.

What sustainability indicators are used to measure the attainment of each of the environmental or social characteristics promoted by this financial product?

The Sub-fund has the following sustainability indicators:

1. The number of holdings and agenda items voted.
2. The Sub-fund's weighted carbon, water and waste footprint score compared to the General Market Index.
3. The % of investments in securities that are on Robeco's Exclusion list as result of the application of Robeco's Exclusion Policy.
4. The % of holdings that are in violation of the ILO standards, UNGPs, UNGC or OECD Guidelines for Multinational Enterprises.
5. The proportion of companies that hold a high or medium negative SDG score (-3 or -2) based on the internally developed SDG Framework.
6. The Sub-fund's weighted average ESG score compared to the General Market Index.
7. The Sub-fund's weight in companies with a positive SDG score (1,2,3) compared to the General Market Index weight in companies with a positive SDG score (1,2,3).

What are the objectives of the sustainable investments that the financial product partially intends to make and how does the sustainable investment contribute to such objectives?

The sustainable investments aim to contribute to the UN Sustainable Development Goals ("SDGs"), that have both social and environmental objectives. These are 17 goals that are globally recognised and include environmental goals such as climate action, clean water, life on land and water and social goals such as zero hunger, gender equality, education, etc. Robeco has developed a proprietary framework based on the UN SDGs through which an issuer's contribution to such SDGs is determined through a 3-step process. This process starts with a sector baseline on which a company's products are analysed to examine contribution to the society and environment. Further, the operational processes involved in

creating such products is checked along with any controversies/litigation claims and remediation actions taken which are perused before a final SDG score is determined. The final score ranges between high negative (-3) to high positive (+3) and only those issuers which achieve positive SDG scores (+1,+2 and, +3) are regarded as Sustainable Investments.

● ***How do the sustainable investments that the financial product partially intends to make, not cause significant harm to any environmental or social sustainable investment objective?***

The sustainable investments do no significant harm to any environmental or social sustainable investment objective by considering a principal adverse impact and aligning with the OECD Guidelines for Multinational Enterprises and the UN Guiding Principles on Business and Human Rights. In addition, sustainable investments score positively on Robeco's SDG Framework, and therefore do not cause significant harm.

How have the indicators for adverse impacts on sustainability factors been taken into account?

Mandatory principal adverse impact indicators are considered through Robeco's SDG Framework, either directly or indirectly, when identifying sustainable investments for the Sub-fund. In addition, voluntary environmental and social indicators are taken into account, depending on their relevance for measuring impacts on the SDGs and the availability of data. A detailed description of the incorporation of principal adverse impacts is available via Robeco's Principal Adverse Impact Statement published on the Robeco website (<https://www.robeco.com/files/docm/docu-principal-adverse-impact-statement-summary-entity-level.pdf>). In this statement, Robeco sets out its approach to identifying and prioritizing principal adverse impacts, and how principal adverse impacts are considered as part of Robeco's investment due diligence process and procedures relating to research and analysis, exclusions and restrictions and/or voting and engagement. This description also explains how principal adverse impact indicators are considered by the SDG Framework.

How are the sustainable investments aligned with the OECD Guidelines for Multinational Enterprises and the UN Guiding Principles on Business and Human Rights? Details:

The sustainable investments are aligned with the OECD Guidelines for Multinational Enterprises and the UN Guiding Principles on Business and Human Rights via both Robeco's Exclusion Policy and Robeco's SDG Framework.

Robeco's Exclusion Policy includes an explanation of how Robeco acts in accordance with the International Labor Organization (ILO) standards, United Nations Guiding Principles (UNGPs), United Nations Global Compact (UNGC) Principles and the Organization for Economic Co-operation and Development (OECD) Guidelines for Multinational Enterprises and is guided by these international treaties to assess the behavior of companies. Robeco continuously screens its investments for breaches of these principles. In case of a breach, the company will be excluded or engaged with, and is not considered a sustainable investment.

Robeco's SDG Framework screens for breaches on these principles in the final step of the framework. In this step, Robeco checks whether the company concerned has been involved in any controversies. Involvement in any controversy will result in a negative SDG score for the company, meaning it is not a sustainable investment.

The EU Taxonomy sets out a "do not significant harm" principle by which Taxonomy-aligned investments should not significantly harm EU Taxonomy objectives and is accompanied by specific EU criteria.

The "do no significant harm" principle applies only to those investments underlying the financial product that take into account the EU criteria for environmentally sustainable economic activities. The investments underlying the remaining portion of this financial product do not take into account the EU criteria for environmentally sustainable economic activities.

Any other sustainable investments must also not significantly harm any environmental or social objectives.



Does this financial product consider principal adverse impacts on sustainability factors?

Yes, _____

The Sub-fund considers principal adverse impacts on sustainability factors as referred to in Annex I of the SFDR Delegated Act.

Pre-investment, the following principal adverse impacts on sustainability factors are considered:

- Via the applied normative and activity-based exclusions, the following PAIs are considered:
 - Exposure to companies active in the fossil fuel sector (PAI 4, Table 1)
 - Violations of the UN Global Compact Principles and Organisation for Economic Cooperation and Development (OECD) Guidelines for Multinational Enterprises (PAI 10, Table 1)
 - Activities negatively affecting biodiversity-sensitive areas (PAI 7, Table 1). The consideration of this PAI is currently restricted to applying exclusions to palm oil producing companies and for any breaches to the UNGC, UNGP and OECD Guidelines for Multinational Enterprises in relation to biodiversity.
 - Exposure to controversial weapons (anti-personnel mines, cluster munitions, chemical weapons (PAI 14, Table 1)
- Via the environmental footprint performance targets of the Sub-fund, the following PAIs are considered:
 - Carbon footprint (PAI 2, Table 1)
 - Water and waste indicators (PAI 7-9, Table 1). Robeco will use on water and waste footprint until data quality and coverage of the PAIs will improve.

Post-investment, the following principal adverse impacts on sustainability factors are taken into account:

- Via the application of the voting policy, the following PAIs are considered:
 - All indicators related to GHG emissions (PAI 1-6, Table 1)
 - Indicators related to social and employee matters (PAI 10-13, Table 1; PAI 5-8, Table 3)
- Via Robeco's entity engagement program, the following PAIs are considered:

Principal adverse impacts are the most significant negative impacts of investment decisions on sustainability factors relating to environmental, social and employee matters, respect for human rights, anti-corruption and anti-bribery matters.

- All indicators related to Climate and other environment-related indicators (PAI 1-9, Table 1)
- Violations of the UN Global Compact Principles and Organisation for Economic Cooperation and Development (OECD) Guidelines for Multinational Enterprises (PAI 10, Table 1)
- In addition, based on a yearly review of Robeco's performance on all mandatory and selected voluntary indicators, holdings of the Sub-fund that cause adverse impact might be selected for engagement.

More information is available via Robeco's Principal Adverse Impact Statement, published on Robeco's website. The Sub-fund will periodically report how it has considered the principal adverse impacts of its investments in the Company's annual report, which will be made available each year on or before 30 April at the Sub-fund page highlighted in final section of this document.

No



What investment strategy does this financial product follow?

Robeco QI Emerging Markets Sustainable Enhanced Index Equities is an actively managed fund that invests in stocks of companies in emerging markets. The selection of these stocks is based on a quantitative model as described in the Investment policy strategy paragraph in Appendix I of this Prospectus. The Sub-fund uses a stock selection strategy which ranks stocks on their expected future relative performance using three factors: valuation, quality and momentum. The strategy integrates sustainability indicators on a continuous basis as part of the stock selection process. Amongst others, the Sub-fund applies norms-based and activity-based exclusions, Robeco's good governance policy, Robeco's SDG framework and considers Principal Adverse Impacts in the investment process. More product-specific information can be found on our website and the links provided in the final question of this disclosure.

What are the binding elements of the investment strategy used to select the investments to attain each of the environmental or social characteristics promoted by this financial product?

The Sub-fund has the following binding elements:

1. All equity holdings have a granted right to vote and Robeco exerts that right by voting according to Robeco's Proxy Voting Policy, unless impediments occur (e.g. share blocking or when not considered cost efficient). Robeco's Proxy Voting Policy can be found at <https://www.robeco.com/files/docm/docu-robeco-stewardship-policy.pdf>.
2. The Sub-fund's weighted water and waste footprint score is at least 20% better than that of the General Market Index. The Sub-fund's weighted carbon footprint score is at least 30% better than that of the General Market Index.
3. The Sub-fund's portfolio complies with Robeco's Exclusion Policy (<https://www.robeco.com/files/docm/docu-exclusion-policy.pdf>), that is based on exclusion criteria with regards to products and business practices that Robeco believes are detrimental to society and incompatible with sustainable investment strategies. This means that the Sub-fund has 0% exposure to excluded securities, taking into account a grace period. Information with regards to the effects of the exclusions on the Sub-fund's universe can be found at <https://www.robeco.com/files/docm/docu-exclusion-list.pdf>.
4. The Sub-fund avoids investment in companies that are in breach of the ILO standards, UNGPs, UNGC or OECD Guidelines for Multinational Enterprises. Companies that breach the international norms will be excluded from the investment universe.
5. The Sub-fund excludes all high or medium negative SDG scores (-3 or -2) based on the internally developed SDG Framework.
6. The Sub-fund's weighted average ESG score is at least 10% better than that of the General Market Index.

The investment strategy guides investment decisions based on factors such as investment objectives and risk tolerance.

7. The Sub-fund's weight in companies with a positive SDG score (1,2,3) is at least 10% better than that of the General Market Index, measured as a ratio.

What is the committed minimum rate to reduce the scope of the investments considered prior to the application of that investment strategy?

The Sub-fund does not commit to a minimum rate to reduce the scope of investments prior to the application of the investment strategy.

What is the policy to assess good governance practices of the investee companies?

Robeco has a Good Governance policy to assess governance practices of companies. The policy describes how Robeco determines if and when a company does not follow good governance practices and is therefore excluded from the initial investment universe for Article 8 and 9 products. Robeco's Good Governance policy applies to the Sub-fund and tests on a set of governance criteria that reflect widely recognized industry established norms and include topics as employee relations, management structure, tax compliance and remuneration.

The Good Governance test consists of criteria on such topics that are examined for investee companies and further explained in Robeco's Good Governance policy <https://www.robeco.com/files/docm/docu-robeco-good-governance-policy.pdf>. Additionally, the companies that do not pass the good governance test are reflected in the exclusion list that can be accessed here - <https://www.robeco.com/files/docm/docu-exclusion-list.pdf>.

Good governance practices include sound management structures, employee relations, remuneration of staff and tax compliance.



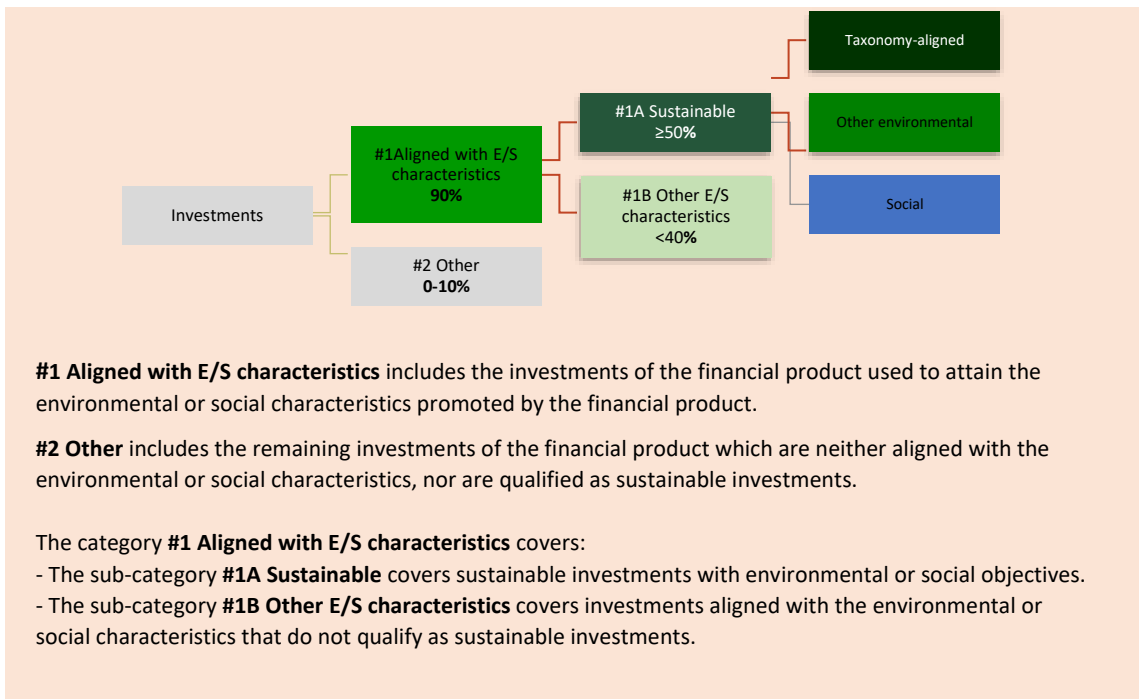
What is the asset allocation planned for this financial product?

At least 90% of the investments are aligned with the E/S characteristics of the Sub-fund. The Sub-fund plans to make a minimum of 50% sustainable investments, measured by positive scores via Robeco's SDG Framework. The investments in the category Other, estimated between 0-10%, are mostly in cash, cash equivalents and derivatives as further described below. The planned asset allocation is monitored continuously, and evaluated on a yearly basis.

Asset allocation describes the share of investments in specific assets.

Taxonomy-aligned activities are expressed as a share of:

- **turnover** reflecting the share of revenue from green activities of investee companies
- **capital expenditure** (CapEx) showing the green investments made by investee companies, e.g. for a transition to a green economy.
- **operational expenditure** (OpEx) reflecting green operational



activities of investee companies.

● **How does the use of derivatives attain the environmental or social characteristics promoted by the financial product?**

The Sub-fund does not make use of derivatives to attain the environmental or social characteristics promoted by the financial product. The Sub-fund may make use of derivatives for hedging, liquidity management and efficient portfolio management as well as investment purposes. Exchange traded and over-the-counter derivatives are permitted, including but not limited to futures, swaps, options and currency forwards. Whilst the Sub-fund may use derivatives both for investment purposes as well as for hedging and efficient portfolio management, it does not utilize derivatives for such purposes outside the intended share of investments allocated to the 'Other' category.

In case the Sub-fund uses derivatives, the underlying shall comply with the investment policy. Where relevant, minimum environmental or social safeguards are taken into account as described below.



To what minimum extent are sustainable investments with an environmental objective aligned with the EU Taxonomy?

0%. The Sub-fund does not intend to make Taxonomy-aligned investments. It cannot be excluded that among the Sub-fund's holdings certain investments are Taxonomy aligned. The Sub-fund will report on Taxonomy-aligned investment in the periodic disclosures. In the future, once data-availability in relation to the EU Taxonomy will improve, Robeco might consider setting a target based on turnover or CAPEX. Robeco currently relies on third-party data, including data in relation to companies that do not disclose on the EU Taxonomy alignment of their activities. EU Taxonomy-alignment data is not yet subject to a review by third parties. The Sub-fund only makes investments in equity and therefore it does not have sovereign exposures. The expected level of alignment with and without sovereign bonds is the same.

To comply with the EU Taxonomy, the criteria for **fossil gas** include limitations on emissions and switching to renewable power or low-carbon fuels

● **Does the financial product invest in fossil gas and/or nuclear energy related activities that comply with the EU Taxonomy?²³**

- Yes
- In fossil gas In nuclear energy
- No

²³ Fossil gas and/or nuclear related activities will only comply with the EU Taxonomy where they contribute to limiting climate change ("climate change mitigation") and do not significantly harm any EU Taxonomy objective - see explanatory note in the left hand margin. The full criteria for fossil gas and nuclear energy economic activities that comply with the EU Taxonomy are laid down in Commission Delegated Regulation (EU) 2022/1214.

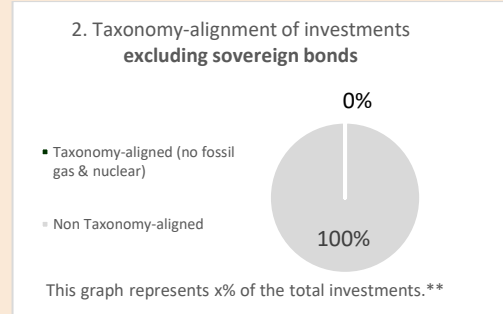
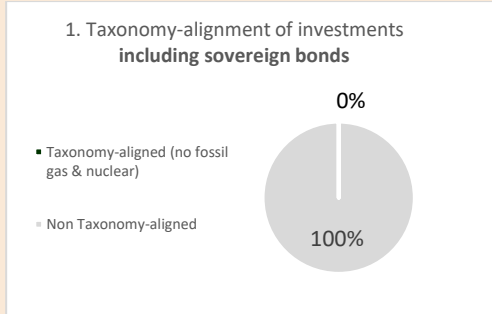
by the end of 2035. For nuclear energy, the criteria include comprehensive safety and waste management rules.

Enabling activities directly enable other activities to make a substantial contribution to an environmental objective.

Transitional activities are activities for which low-carbon alternatives are not yet available and among others have greenhouse gas emission levels corresponding to the best performance.

are sustainable investments with an environmental objective that **do not take into account the criteria** for environmentally sustainable economic activities under the EU Taxonomy.

The two graphs below show in green the minimum percentage of investments that are aligned with the EU Taxonomy. As there is no appropriate methodology to determine the Taxonomy-alignment of sovereign bonds, the first graph shows the Taxonomy alignment in relation to all the investments of the financial product including sovereign bonds, while the second graph shows the Taxonomy alignment only in relation to the investments of the financial product other than sovereign bonds.*



* For the purpose of these graphs, 'sovereign bonds' consist of all sovereign exposures

** As the investments are not Taxonomy-aligned, the exclusion of sovereign bonds has no impact on the graph and therefore no such percentage is shown here.

What is the minimum share of investments in transitional and enabling activities?

0%.



What is the minimum share of sustainable investments with an environmental objective that are not aligned with the EU Taxonomy?

The Sub-fund intends to make sustainable investments, measured as positive scores via Robeco's SDG Framework. Among those could be investments with environmental objectives that do not qualify as Taxonomy-aligned. The environmental objectives of the Sub-fund are attained by investing in companies that score positively on SDG 12 (Responsible consumption and production), SDG 13 (Climate action), SDG 14 (Life below water), and SDG 15 (Life on land) in Robeco's SDG Framework. While the sum of sustainable investments with an environmental objective and socially sustainable investments always adds up to the Sub-fund's minimum proportion of 50% sustainable investments, we do not commit to a minimum share of sustainable investments with an environmental objective because the Sub-fund's investment strategy does not have a specific environmental investment objective. Therefore, the minimum share of sustainable investments with an environmental objective is 0%.



What is the minimum share of socially sustainable investments?

The Sub-fund intends to make sustainable investments, measured as positive scores via Robeco's SDG Framework. Among those could be investments with social objectives. The social objectives of the Sub-fund are attained by investing in companies that score positively on SDG 1 (No poverty), SDG 2 (Zero hunger), SDG 3 (Good health and well-being), SDG 4 (Quality education), SDG 5 (Gender equality), SDG 6 (Clear water and sanitation), SDG 7 (Affordable and clean energy), SDG 8 (Decent work and economic growth), SDG 9 (Industry, innovation and infrastructure), SDG 10 (Reduced inequalities), SDG 11 (Sustainable cities and communities), SDG 16 (Peace, justice and strong institutions) and SDG 17 (Partnerships for the goals), in Robeco's SDG Framework. While the sum of socially sustainable investments and sustainable investments with an environmental objective always adds up to the Sub-fund's minimum proportion of sustainable investments, we do not commit to a minimum share of socially sustainable investments because the Sub-fund's investment strategy does not have a specific socially sustainable investment objective. Therefore, the minimum share of socially sustainable investments is 0%.



What investments are included under "#2 Other", what is their purpose and are there any minimum environmental or social safeguards?

The type of instruments included under "#2 Other" and their purpose are outlined in Annex I of this Prospectus under the header 'Financial instruments and investment restrictions'. They include cash, cash equivalents, as well as investment funds and eligible asset classes (other than bonds and equities) that do not specifically promote E/S characteristics. As indicated above, the Sub-fund does not make use of derivatives to attain the environmental or social characteristics promoted. The Sub-fund may make use of derivatives, which thus always fall under the category "#2 Other", for hedging, liquidity management and efficient portfolio management as well as investment purposes. Exchange traded and over-the-counter derivatives are permitted, including but not limited to futures, swaps, options and currency forwards. In case the Sub-fund uses derivatives, the underlying shall comply with the investment policy. Where relevant, minimum environmental or social safeguards are taken into account, by, for example, applying Robeco's Exclusion Policy for any single security derivative.



Is a specific index designated as a reference benchmark to determine whether this financial product is aligned with the environmental and/or social characteristics that it promotes?

Not applicable.

Reference benchmarks are indexes to measure whether the financial product attains the environmental or social characteristics that they promote.



Where can I find more product specific information online?

More product-specific information can be found on the website:

<https://www.robeco.com/en-int/products/funds/>

- o Robeco's PAI Statement can be accessed via the following link:
<https://www.robeco.com/files/docm/docu-principal-adverse-impact-statement-summary-entity-level.pdf>
- o Robeco's Good Governance test can be accessed via the following link:
<https://www.robeco.com/files/docm/docu-robeco-good-governance-policy.pdf>
- o Robeco's SDG framework
<https://www.robeco.com/docm/docu-robeco-explanation-sdg-framework.pdf>
- o Robeco's sustainability risk policy
<https://www.robeco.com/files/docm/docu-robeco-sustainability-risk-policy.pdf>

v) Robeco Global SDG Equities

Pre-contractual disclosure for the financial products referred to in Article 9, paragraphs 1 to 4a, of Regulation (EU) 2019/2088 and Article 5, first paragraph, of Regulation (EU) 2020/852

Product name: Robeco Global SDG Equities

Legal entity identifier: 213800NVKQZ68I4DWL83

Sustainable investment objective

Does this financial product have a sustainable investment objective?

Yes

No

It will make a minimum of **sustainable investments with an environmental objective: 1%**

in economic activities that qualify as environmentally sustainable under the EU Taxonomy

in economic activities that do not qualify as environmentally sustainable under the EU Taxonomy

It will make a minimum of **sustainable investments with a social objective: 50%**

It **promotes Environmental/Social (E/S) characteristics** and while it does not have as its objective a sustainable investment, it will have a minimum proportion of ___% of sustainable investments

with an environmental objective in economic activities that qualify as environmentally sustainable under the EU Taxonomy

with an environmental objective in economic activities that do not qualify as environmentally sustainable under the EU Taxonomy

with a social objective

It promotes E/S characteristics, but **will not make any sustainable investments**

Sustainable investment means an investment in an economic activity that contributes to an environmental or social objective, provided that the investment does not significantly harm any environmental or social objective and that the investee companies follow good governance practices.

The **EU Taxonomy** is a classification system laid down in Regulation (EU) 2020/852, establishing a list of **environmentally sustainable economic activities**. That Regulation does not include a list of socially sustainable economic activities. Sustainable investments with an environmental objective might be aligned with the Taxonomy or not.



What is the sustainable investment objective of this financial product?

Sustainability indicators measure how the sustainable objectives of this financial product are attained.

The Sub-fund's sustainable investment objective is to advance the United Nations Sustainable Development Goals (UN SDGs) by investing in companies whose business models and operational practices are aligned with targets defined by the 17 UN SDGs.

Sub-fund does not have a carbon-reduction objective and there is no reference benchmark designated for the purpose of attaining the sustainable objective promoted by the Sub-fund.

What sustainability indicators are used to measure the attainment of the sustainable investment objective of this financial product?

The Sub-fund has the following sustainability indicators:

1. The number of companies with a positive SDG score based on the internally developed SDG Framework.
2. The % of investments in securities that are on Robeco's Exclusion list as result of the application of Robeco's Exclusion Policy.
3. The % of holdings that are in violation of the ILO standards, UNGPs, UNGC or OECD Guidelines for Multinational Enterprises.
4. The number of holdings and agenda items voted.

How do sustainable investments not cause significant harm to any environmental or social sustainable investment objective?

The sustainable investments do no significant harm to any environmental or social sustainable investment objective by considering a principal adverse impact and aligning with the OECD Guidelines for Multinational Enterprises and the UN Guiding Principles on Business and Human Rights. In addition, sustainable investments score positively on Robeco's SDG Framework, and therefore do not cause significant harm.

How have the indicators for adverse impacts on sustainability factors been taken into account?

Mandatory principal adverse impact indicators are considered through Robeco's SDG Framework, either directly or indirectly, when identifying sustainable investments for the Sub-fund. In addition, voluntary environmental and social indicators are taken into account, depending on their relevance for measuring impacts on the SDGs and the availability of data. A detailed description of the incorporation of principal adverse impacts is available via Robeco's Principal Adverse Impact Statement published on the Robeco website (<https://www.robeco.com/files/docm/docu-principal-adverse-impact-statement-summary-entity-level.pdf>). In this statement, Robeco sets out its approach to identifying and prioritizing principal adverse impacts, and how principal adverse impacts are considered as part of Robeco's investment due diligence process and procedures relating to research and analysis, exclusions and restrictions and/or voting and engagement. This description also explains how principal adverse impact indicators are considered by the SDG Framework.

How are the sustainable investments aligned with the OECD Guidelines for Multinational Enterprises and the UN Guiding Principles on Business and Human Rights?

The sustainable investments are aligned with the OECD Guidelines for Multinational Enterprises and the UN Guiding Principles on Business and Human Rights via both Robeco's Exclusion Policy and Robeco's SDG Framework.



Does this financial product consider principal adverse impacts on sustainability factors?

Yes, _____

The Sub-fund considers principal adverse impacts on sustainability factors as referred to in Annex I of the SFDR Delegated Act.

Pre-investment, Robeco's SDG Framework assesses companies' positive and negative contributions to the Sustainable Development Goals (SDGs). Robeco's SDG Framework directly and/or indirectly screens companies on many of the topics considered by the PAI indicators.

Post-investment, the following principal adverse impacts on sustainability factors are taken into account:

- Via the application of the voting policy, the following PAIs are considered:
 - All indicators related to GHG emissions (PAI 1-6, Table 1)
 - Indicators related to social and employee matters (PAI 10-13, Table 1; PAI 5-8, Table 3)
- Via Robeco's entity engagement program, the following PAIs are considered:
 - All indicators related to Climate and other environment-related indicators (PAI 1-9, Table 1)
 - Violations of the UN Global Compact Principles and Organisation for Economic Cooperation and Development (OECD) Guidelines for Multinational Enterprises (PAI 10, Table 1). On an ongoing basis, the investment universe is scanned for controversial behavior in relation to the aforementioned principles and guidelines.
 - In addition, based on a yearly review of Robeco's performance on all mandatory and selected voluntary indicators, holdings of the Sub-fund that cause adverse impact might be selected for engagement.

More information is available via Robeco's Principal Adverse Impact Statement, published on Robeco's website. The Sub-fund will periodically report how it has considered the principal adverse impacts of its investments in the Company's annual report, which will be made available each year on or before 30 April at the Sub-fund page highlighted in final section of this document.

No



What investment strategy does this financial product follow?

Robeco Global SDG Equities is an actively managed fund that invests globally in companies that take action to advance the UN Sustainable Development Goals. The selection of these stocks is based on fundamental analysis as described in the Investment policy strategy paragraph in Appendix I of this Prospectus. The strategy integrates sustainability indicators on a continuous basis as part of the stock selection process. Amongst others, the Sub-fund applies norms-based and activity-based exclusions, Robeco's good governance policy, Robeco's SDG framework and considers Principal Adverse Impacts in the investment process. More product-specific information can be found on our website and the links provided in the final question of this disclosure.

Principal adverse impacts are the most significant negative impacts of investment decisions on sustainability factors relating to environmental, social and employee matters, respect for human rights, anti-corruption and anti-bribery matters.

The investment strategy guides investment decisions based on factors such as investment

objectives and risk tolerance.

What are the binding elements of the investment strategy used to select the investments to attain the sustainable investment objective?

The Sub-fund has the following binding elements:

1. The Sub-fund solely invests in companies with a positive SDG score.
2. The Sub-fund's portfolio complies with Robeco's Exclusion Policy (<https://www.robeco.com/files/docm/docu-exclusion-policy.pdf>), excluding investments in companies that are exposed to controversial behavior and controversial products. This means that the Sub-fund has 0% exposure to excluded securities, taking into account a grace period. Information with regards to the effects of the exclusions on the Sub-fund's universe can be found at <https://www.robeco.com/files/docm/docu-exclusion-list.pdf>.
3. The Sub-fund avoids investment in companies that are in breach of the ILO standards, UNGPs, UNGC or OECD Guidelines for Multinational Enterprises. Companies that breach the international norms will be excluded from the investment universe.
4. All equity holdings have a granted right to vote and Robeco exerts that right by voting according to Robeco's Proxy Voting Policy, unless impediments occur (e.g. share blocking or when not considered cost efficient). Robeco's Proxy Voting Policy can be found at <https://www.robeco.com/files/docm/docu-robeco-stewardship-policy.pdf>.

What is the policy to assess good governance practices of the investee companies?

Robeco has a Good Governance policy to assess governance practices of companies. The policy describes how Robeco determines if and when a company does not follow good governance practices and is therefore excluded from the initial investment universe for Article 8 and 9 products. Robeco's Good Governance policy applies to the Sub-fund and tests on a set of governance criteria that reflect widely recognized industry established norms and include topics as employee relations, management structure, tax compliance and remuneration.

The Good Governance test consists of criteria on such topics that are examined for investee companies and further explained in Robeco's Good Governance policy <https://www.robeco.com/files/docm/docu-robeco-good-governance-policy.pdf>. Additionally, the companies that do not pass the good governance test are reflected in the exclusion list that can be accessed here - <https://www.robeco.com/files/docm/docu-exclusion-list.pdf>.

What is the asset allocation and the minimum share of sustainable investments?

The Sub-fund plans to make a minimum of 90% sustainable investments, measured by positive scores via Robeco's SDG Framework. The investments in the category non-sustainable, estimated between 0-10%, are in cash and cash equivalents. The planned asset allocation is monitored continuously, and evaluated on a yearly basis.

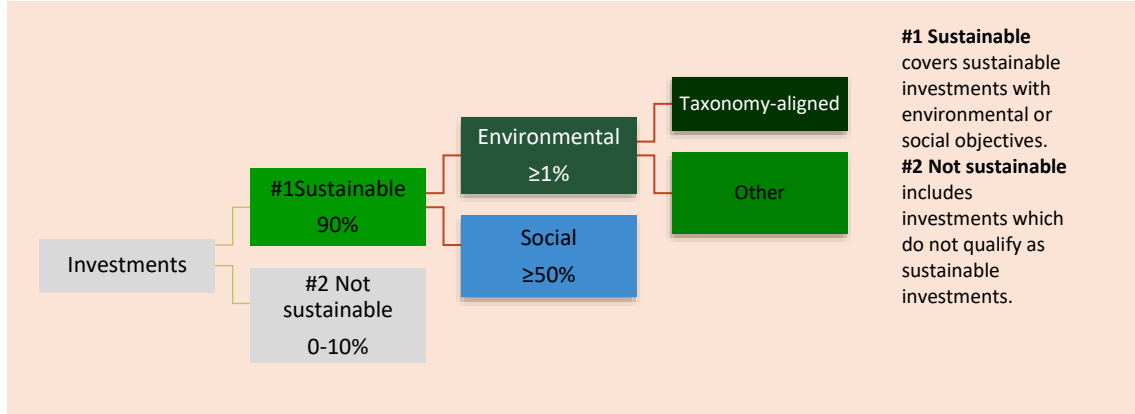
Good governance practices include sound management structures, employee relations, remuneration of staff and tax compliance.



Asset allocation describes the share of investments in specific assets.

Taxonomy-aligned activities are expressed as a share of:

- **turnover** reflecting the share of revenue from green activities of investee companies
- **capital expenditure** (CapEx) showing the green investments made by investee companies, e.g. for a transition to a green economy.
- **operational expenditure** (OpEx) reflecting green operational activities of investee companies.



#1 Sustainable covers sustainable investments with environmental or social objectives. **#2 Not sustainable** includes investments which do not qualify as sustainable investments.

● **How does the use of derivatives attain the sustainable investment objective?**

The Sub-fund does not make use of derivatives to attain the sustainable objective promoted by the financial product. The Sub-fund may make use of derivatives for hedging and liquidity management. This includes the usage of derivatives to manage currency and market exposures in a cost-effective manner. To that purpose exchange traded and over-the-counter derivatives linked to equity indices and currencies are permitted. In case the Sub-fund uses derivatives, the underlying shall comply with the investment policy. Where relevant, minimum environmental or social safeguards are taken into account.



● **To what minimum extent are sustainable investments with an environmental objective aligned with the EU Taxonomy?**

The Sub-fund does not intend to make Taxonomy-aligned investments. It cannot be excluded that among the Sub-fund's holdings certain investments are Taxonomy aligned. The Sub-fund will report on Taxonomy-aligned investment in the periodic disclosures, this will be done based on turnover. In the future, once data-availability in relation to the EU Taxonomy will improve, Robeco might consider setting a target based on turnover or CAPEX. Robeco currently relies on third-party data in relation to the EU Taxonomy, including data in relation to companies that do not disclose on the EU Taxonomy alignment of their activities. EU Taxonomy-alignment data is not yet subject to a review by third parties. The Sub-fund only makes investments in equity and therefore it does not have sovereign exposures. The expected level of alignment with and without sovereign bonds is the same.

To comply with the EU Taxonomy, the criteria for **fossil gas** include limitations on emissions and switching to fully renewable power or low-carbon

● **Does the financial product invest in fossil gas and/or nuclear energy related activities that comply with the EU Taxonomy²⁴?**

Yes:

In fossil gas In nuclear energy

No

²⁴ Fossil gas and/or nuclear related activities will only comply with the EU Taxonomy where they contribute to limiting climate change ("climate change mitigation") and do not significantly harm any EU Taxonomy objective - see explanatory note in the left hand margin. The full criteria for fossil gas and nuclear energy economic activities that comply with the EU Taxonomy are laid down in Commission Delegated Regulation (EU) 2022/1214.

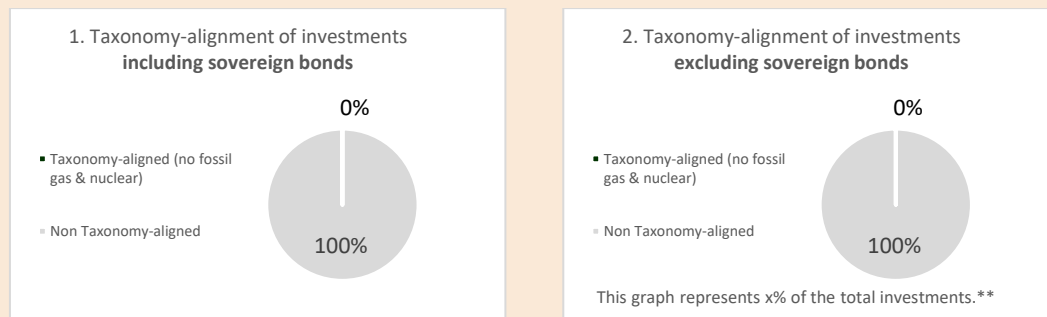
fuels by the end of 2035. For **nuclear energy**, the criteria include comprehensive safety and waste management rules.

Enabling activities directly enable other activities to make a substantial contribution to an environmental objective.

Transitional activities are activities for which low-carbon alternatives are not yet available and among others have greenhouse gas emission levels corresponding to the best performance.

are sustainable investments with an environmental objective that **do not take into account the criteria** for environmentally sustainable economic activities under the EU Taxonomy.

The two graphs below show in green the minimum percentage of investments that are aligned with the EU Taxonomy. As there is no appropriate methodology to determine the Taxonomy-alignment of sovereign bonds*, the first graph shows the Taxonomy alignment in relation to all the investments of the financial product including sovereign bonds, while the second graph shows the Taxonomy alignment only in relation to the investments of the financial product other than sovereign bonds.



* For the purpose of these graphs, 'sovereign bonds' consist of all sovereign exposures

** As the investments are not Taxonomy-aligned, the exclusion of sovereign bonds has no impact on the graph and therefore no such percentage is shown here.



What is the minimum share of investments in transitional and enabling activities?

0%.

What is the minimum share of sustainable investments with an environmental objective that are not aligned with the EU Taxonomy?

The Sub-fund intends to make sustainable investments, measured as positive scores via Robeco's SDG Framework. Among those could be investments with environmental objectives that do not qualify as Taxonomy-aligned. The Sub-fund commits to a minimum share of sustainable investments of 1% with an environmental objective because the Sub-fund's investment strategy does have an environmental investment objective. The environmental objectives of the Sub-fund are attained by investing in companies that score positively on SDG 12 (Responsible consumption and production), SDG 13 (Climate action), SDG 14 (Life below water), and SDG 15 (Life on land) in Robeco's SDG Framework. The sum of sustainable investments with an environmental objective and socially sustainable investments always add up to the Sub-fund's minimum proportion of 90% sustainable investments.

What is the minimum share of sustainable investments with a social objective?

The Sub-fund intends to make sustainable investments, measured as positive scores via Robeco's SDG Framework. The Sub-fund commits to a minimum share of socially sustainable investments of 50% because the Sub-fund's investment strategy does have a specific social investment objective. The social objectives of the Sub-fund are attained by investing in companies that score positively on SDG 1 (No poverty), SDG 2 (Zero hunger), SDG 3 (Good health and well-being), SDG 4 (Quality education), SDG 5 (Gender equality), SDG 6 (Clear water and sanitation), SDG 7 (Affordable and clean energy), SDG 8 (Decent work and economic growth), SDG 9 (Industry, innovation and infrastructure), SDG 10 (Reduced inequalities), SDG 11 (Sustainable cities and communities), SDG 16 (Peace, justice and strong institutions) and SDG 17 (Partnerships for the goals), in Robeco's SDG Framework. The sum of socially sustainable investments and sustainable investments with an environmental objective always add up to the Sub-fund's minimum proportion of 90% sustainable investments.



What investments are included under "#2 Not sustainable", what is their purpose and are there any minimum environmental or social safeguards?

The type of instruments included under "#2 Not Sustainable" and their purpose are outlined in Annex I of this Prospectus under the header 'Financial instruments and investment restrictions'. They include cash, cash equivalents, as well as investment funds and eligible asset classes (other than bonds and equities) that do not specifically promote E/S characteristics. As indicated above, the Sub-fund does not make use of derivatives to attain its sustainable objective. The Sub-fund may make use of derivatives for hedging and liquidity management. This includes the usage of derivatives to manage currency and market exposures in a cost-effective manner. For the management of currency exposure FX Forwards are allowed. The exchange traded derivatives linked to equity indices, such as equity index futures covering the market universe, are permitted for cash equitization. In case the Sub-fund uses such index market derivatives, these shall be temporary positions as defined by the investment restrictions. Where relevant, minimum environmental or social safeguards are taken into account by monitoring and performing suitability tests on index futures constituents following Robeco's Exclusion Policy.



Is a specific index designated as a reference benchmark to meet the sustainable investment objective?

Not applicable.

Reference benchmarks are indexes to measure whether the financial product attains the sustainable investment objective.



Where can I find more product specific information online?

More product-specific information can be found on the website:

<https://www.robeco.com/en-int/products/funds/>

- Robeco's PAI Statement can be accessed via the following link:
<https://www.robeco.com/files/docm/docu-principal-adverse-impact-statement-summary-entity-level.pdf>
- Robeco's Good Governance test can be accessed via the following link:
<https://www.robeco.com/files/docm/docu-robeco-good-governance-policy.pdf>
- Robeco's SDG framework
<https://www.robeco.com/docm/docu-robeco-explanation-sdg-framework.pdf>
- Robeco's sustainability risk policy
<https://www.robeco.com/files/docm/docu-robeco-sustainability-risk-policy.pdf>

w) Robeco Global SDG Engagement Equities

Pre-contractual disclosure for the financial products referred to in Article 8, paragraphs 1, 2 and 2a, of Regulation (EU) 2019/2088 and Article 6, first paragraph, of Regulation (EU) 2020/852

Product name: Robeco Global SDG Engagement Equities

Legal entity identifier: 2138007Y9W8ZMOEUOL93

Environmental and/or social characteristics

Does this financial product have a sustainable investment objective?

Yes **No**

| | |
|--|--|
| <p><input type="checkbox"/> It will make a minimum of sustainable investments with an environmental objective: ___%</p> <ul style="list-style-type: none"> <input type="checkbox"/> in economic activities that qualify as environmentally sustainable under the EU Taxonomy <input type="checkbox"/> in economic activities that do not qualify as environmentally sustainable under the EU Taxonomy | <p><input checked="" type="checkbox"/> It promotes Environmental/Social (E/S) characteristics and while it does not have as its objective a sustainable investment, it will have a minimum proportion of 40% of sustainable investments</p> <ul style="list-style-type: none"> <input type="checkbox"/> with an environmental objective in economic activities that qualify as environmentally sustainable under the EU Taxonomy <input checked="" type="checkbox"/> with an environmental objective in economic activities that do not qualify as environmentally sustainable under the EU Taxonomy <input checked="" type="checkbox"/> with a social objective |
| <p><input type="checkbox"/> It will make a minimum of sustainable investments with a social objective: ___%</p> | <p><input type="checkbox"/> It promotes E/S characteristics, but will not make any sustainable investments</p> |

Sustainable investment means an investment in an economic activity that contributes to an environmental or social objective, provided that the investment does not significantly harm any environmental or social objective and that the investee companies follow good governance practices.

The **EU Taxonomy** is a classification system laid down in Regulation (EU) 2020/852, establishing a list of **environmentally sustainable economic activities**. That Regulation does not include a list of socially sustainable economic activities. Sustainable investments with an environmental objective might be aligned with the Taxonomy or not.



Sustainability indicators measure how the environmental or social characteristics promoted by the financial product are attained.

What environmental and/or social characteristics are promoted by this financial product?

The Sub-fund has the following E/S characteristics:

1. The Sub-fund promotes investment in a portfolio that avoid significant harm, and aim to improve their contribution, to the Sustainable Development Goals (SDGs).
2. The Sub-fund promotes driving a clear and measurable improvement in a company's contribution to the United Nations Sustainable Development Goals (SDGs) over three to five years by performing engagement.
3. The Sub-fund promotes certain minimum environmental and social safeguards through applying exclusion criteria with regards to products and business practices that Robeco believes are detrimental to society and incompatible with sustainable investment strategies, such as exposure to controversial behaviour, controversial weapons, and fossil fuels.
4. The Sub-fund promotes adherence to and conducting business activities in accordance with the United Nations Universal Declaration of Human Rights, the International Labor Organization's (ILO) labor standards, the United Nations Guiding Principles for Business and Human Rights (UNGPs), the United Nations Global Compact (UNGC) and the OECD Guidelines for Multinational Enterprises.
5. The Sub-fund promotes good governance and sustainable corporate practices through proxy voting, which contributes to long-term shareholder value creation. This includes taking an active stance on social and environmental topics through Robeco's proxy voting policy.

There is no reference benchmark designated for the purpose of attaining the environmental or social characteristics promoted by the Sub-fund.

What sustainability indicators are used to measure the attainment of each of the environmental or social characteristics promoted by this financial product?

The Sub-fund has the following sustainability indicators:

1. The number of companies with a SDG score of -1, 0 (zero) or +1 based on the internally developed SDG Framework.
2. The number of companies actively engaged.
3. The % of investments in securities that are on Robeco's Exclusion list as result of the application of Robeco's Exclusion Policy.
4. The % of holdings that are in violation of the ILO standards, UNGPs, UNGC or OECD Guidelines for Multinational Enterprises.
5. The number of holdings and agenda items voted.

What are the objectives of the sustainable investments that the financial product partially intends to make and how does the sustainable investment contribute to such objectives?

The sustainable investments aim to contribute to the UN Sustainable Development Goals ("SDGs"), that have both social and environmental objectives. These are 17 goals that are globally recognised and include environmental goals such as climate action, clean water, life on land and water and social goals such as zero hunger, gender equality, education, etc. Robeco has developed a proprietary framework based on the UN SDGs through which an issuer's contribution to such SDGs is determined through a 3-step process. This process starts with a sector baseline on which a company's products are analysed to examine contribution to the society and environment. Further, the operational processes involved in creating such products is checked along with any controversies/litigation claims and remediation actions taken which are perused before a final SDG score is determined. The final score ranges between high negative (-3) to high positive (+3) and only those issuers which achieve positive SDG scores (+1, +2 and, +3) are regarded as Sustainable Investments.

● ***How do the sustainable investments that the financial product partially intends to make, not cause significant harm to any environmental or social sustainable investment objective?***

The sustainable investments do no significant harm to any environmental or social sustainable investment objective by considering a principal adverse impact and aligning with the OECD Guidelines for Multinational Enterprises and the UN Guiding Principles on Business and Human Rights. In addition, sustainable investments score positively on Robeco's SDG Framework, and therefore do not cause significant harm.

How have the indicators for adverse impacts on sustainability factors been taken into account?

Mandatory principal adverse impact indicators are considered through Robeco's SDG Framework, either directly or indirectly, when identifying sustainable investments for the Sub-fund. In addition, voluntary environmental and social indicators are taken into account, depending on their relevance for measuring impacts on the SDGs and the availability of data. A detailed description of the incorporation of principal adverse impacts is available via Robeco's Principal Adverse Impact Statement published on the Robeco website (<https://www.robeco.com/files/docm/docu-principal-adverse-impact-statement-summary-entity-level.pdf>). In this statement, Robeco sets out its approach to identifying and prioritizing principal adverse impacts, and how principal adverse impacts are considered as part of Robeco's investment due diligence process and procedures relating to research and analysis, exclusions and restrictions and/or voting and engagement. This description also explains how principal adverse impact indicators are considered by the SDG Framework.

How are the sustainable investments aligned with the OECD Guidelines for Multinational Enterprises and the UN Guiding Principles on Business and Human Rights? Details:

The sustainable investments are aligned with the OECD Guidelines for Multinational Enterprises and the UN Guiding Principles on Business and Human Rights via both Robeco's Exclusion Policy and Robeco's SDG Framework.

Robeco's Exclusion Policy includes an explanation of how Robeco acts in accordance with the International Labor Organization (ILO) standards, United Nations Guiding Principles (UNGPs), United Nations Global Compact (UNGC) Principles and the Organization for Economic Co-operation and Development (OECD) Guidelines for Multinational Enterprises and is guided by these international treaties to assess the behavior of companies. Robeco continuously screens its investments for breaches of these principles. In case of a breach, the company will be excluded or engaged with, and is not considered a sustainable investment.

Robeco's SDG Framework screens for breaches on these principles in the final step of the framework. In this step, Robeco checks whether the company concerned has been involved in any controversies. Involvement in any controversy will result in a negative SDG score for the company, meaning it is not a sustainable investment.

The EU Taxonomy sets out a "do not significant harm" principle by which Taxonomy-aligned investments should not significantly harm EU Taxonomy objectives and is accompanied by specific EU criteria.

The "do no significant harm" principle applies only to those investments underlying the financial product that take into account the EU criteria for environmentally sustainable economic activities. The investments underlying the remaining portion of this financial product do not take into account the EU criteria for environmentally sustainable economic activities.

Any other sustainable investments must also not significantly harm any environmental or social objectives.



Does this financial product consider principal adverse impacts on sustainability factors?

Yes, _____

The Sub-fund considers principal adverse impacts on sustainability factors as referred to in Annex I of the SFDR Delegated Act.

Pre-investment, the following principal adverse impacts on sustainability factors are considered:

- o Via the applied normative and activity-based exclusions, the following PAIs are considered:
 - Exposure to companies active in the fossil fuel sector (PAI 4, Table 1)
 - Violations of the UN Global Compact Principles and Organisation for Economic Cooperation and Development (OECD) Guidelines for Multinational Enterprises (PAI 10, Table 1)
 - Activities negatively affecting biodiversity-sensitive areas (PAI 7, Table 1). The consideration of this PAI is currently restricted to applying exclusions to palm oil producing companies and for any breaches to the UNGC, UNGP and OECD Guidelines for Multinational Enterprises in relation to biodiversity.
 - Exposure to controversial weapons (anti-personnel mines, cluster munitions, chemical weapons (PAI 14, Table 1)
- o Via the ESG integration process, as part of the investment due diligence policies and procedures, the following PAIs are considered:
 - All indicators related to GHG emissions, as part of the required Climate Risk analysis (PAI 1-6, Table 1, PAI 4, Table 2)
 - Biodiversity, water and waste indicators (PAI 7-9, Table 1)
 - Board gender diversity (PAI 13, Table 1)

Post-investment, the following principal adverse impacts on sustainability factors are taken into account:

- o Via the application of the voting policy, the following PAIs are considered:
 - All indicators related to GHG emissions (PAI 1-6, Table 1)
 - Indicators related to social and employee matters (PAI 10-13, Table 1; PAI 5-8, Table 3)

Principal adverse impacts are the most significant negative impacts of investment decisions on sustainability factors relating to environmental, social and employee matters, respect for human rights, anti-corruption and anti-bribery matters.

- o Via Robeco's entity engagement program, the following PAIs are considered:
 - All indicators related to Climate and other environment-related indicators (PAI 1-9, Table 1)
 - Violations of the UN Global Compact Principles and Organisation for Economic Cooperation and Development (OECD) Guidelines for Multinational Enterprises (PAI 10, Table 1). On an ongoing basis, the investment universe is scanned for controversial behavior in relation to the aforementioned principles and guidelines.
 - In addition, based on a yearly review of Robeco's performance on all mandatory and selected voluntary indicators, holdings of the Sub-fund that cause adverse impact might be selected for engagement.

More information is available via Robeco's Principal Adverse Impact Statement, published on Robeco's website. The Sub-fund will periodically report how it has considered the principal adverse impacts of its investments in the Company's annual report, which will be made available each year on or before 30 April at the Sub-fund page highlighted in final section of this document.

No



What investment strategy does this financial product follow?

Robeco Global SDG Engagement Equities is an actively managed fund that invests in a concentrated selection of global stocks. Stock selection is based on fundamental analysis to invest in companies that are best able to have a clear and measurable improvement in their contribution to the United Nations Sustainable Development Goals (UN SDGs) over three to five years via active engagement, as described in the Investment policy strategy paragraph in Appendix I of this Prospectus. The strategy integrates sustainability indicators on a continuous basis as part of the stock selection process. Amongst others, the Sub-fund applies norms-based and activity-based exclusions, Robeco's good governance policy, Robeco's SDG framework and considers Principal Adverse Impacts in the investment process. More product-specific information can be found on our website and the links provided in the final question of this disclosure.

What are the binding elements of the investment strategy used to select the investments to attain each of the environmental or social characteristics promoted by this financial product?

The Sub-fund has the following binding elements:

1. The Sub-fund is solely invested in companies that hold a -1, 0 (zero) or positive SDG score. The Sub-fund excludes all high or medium negative SDG scores (-3 or -2) and all high or medium positive SDG scores (+3 or +2) for selection of new investment cases based on the internally developed SDG Framework.
 - The Sub-fund can only hold high or medium positive SDG scores (+3 and +2) when a company receives an upgrade of their SDG score after successfully completed engagement that started with an initial -1, 0 or +1 SDG score at investment. The Sub-fund can hold up to 20% of such holdings that are rated SDG (+3 and +2) after engagement has been successful for a period of 6 months.
 - (Successfully completed engagement: When a company progresses on the targets identified and fulfills the key performance indicators as established at the start of the engagement. Such targets can be linked with internal frameworks like the SDG framework).
2. The Sub-fund actively engages with 100% of the corporate holdings in the portfolio, typically for a period of 3 to 5 years. The engagement trajectories are assessed annually, considering the progress of pre-determined objectives that focus on contributing to specific sub targets of the SDGs. Once the company in scope falls out of the universe as a result of (a) a successful engagement (resulting in

The investment strategy guides investment decisions based on factors such as investment objectives and risk tolerance.

higher SDG scores) or (b) an unsuccessful engagement, then a selling strategy will be designed for divestment.

3. The Sub-fund's portfolio complies with Robeco's Exclusion Policy (<https://www.robeco.com/files/docm/docu-exclusion-policy.pdf>) excluding investments in companies that are exposed to controversial behavior and controversial products. This means that the Sub-fund has 0% exposure to excluded securities, taking into account a grace period. Information with regards to the effects of the exclusions on the Sub-fund's universe can be found at <https://www.robeco.com/files/docm/docu-exclusion-list.pdf>.
4. The Sub-fund avoids investment in companies that are in breach of the ILO standards, UNGPs, UNGC or OECD Guidelines for Multinational Enterprises. Companies that breach the international norms will be excluded from the investment universe.
5. All equity holdings have a granted right to vote and Robeco exerts that right by voting according to Robeco's Proxy Voting Policy, unless impediments occur (e.g. share blocking or when not considered cost efficient). Robeco's Proxy Voting Policy can be found at <https://www.robeco.com/files/docm/docu-robeco-stewardship-policy.pdf>.

What is the committed minimum rate to reduce the scope of the investments considered prior to the application of that investment strategy?

The Sub-fund does not commit to a minimum rate to reduce the scope of investments prior to the application of the investment strategy.

What is the policy to assess good governance practices of the investee companies?

Robeco has a Good Governance policy to assess governance practices of companies. The policy describes how Robeco determines if and when a company does not follow good governance practices and is therefore excluded from the initial investment universe for Article 8 and 9 products. Robeco's Good Governance policy applies to the Sub-fund and tests on a set of governance criteria that reflect widely recognized industry established norms and include topics as employee relations, management structure, tax compliance and remuneration.

The Good Governance test consists of criteria on such topics that are examined for investee companies and further explained in Robeco's Good Governance policy <https://www.robeco.com/files/docm/docu-robeco-good-governance-policy.pdf>. Additionally, the companies that do not pass the good governance test are reflected in the exclusion list that can be accessed here - <https://www.robeco.com/files/docm/docu-exclusion-list.pdf>.

What is the asset allocation planned for this financial product?

At least 90% of the investments are aligned with the E/S characteristics of the Sub-fund. The Sub-fund plans to make a minimum of 40% sustainable investments, measured by positive scores via Robeco's SDG Framework. The investments in the category Other, estimated between 0-10%, are mostly in cash, cash equivalents and derivatives as further described below. The planned asset allocation is monitored continuously, and evaluated on a yearly basis.

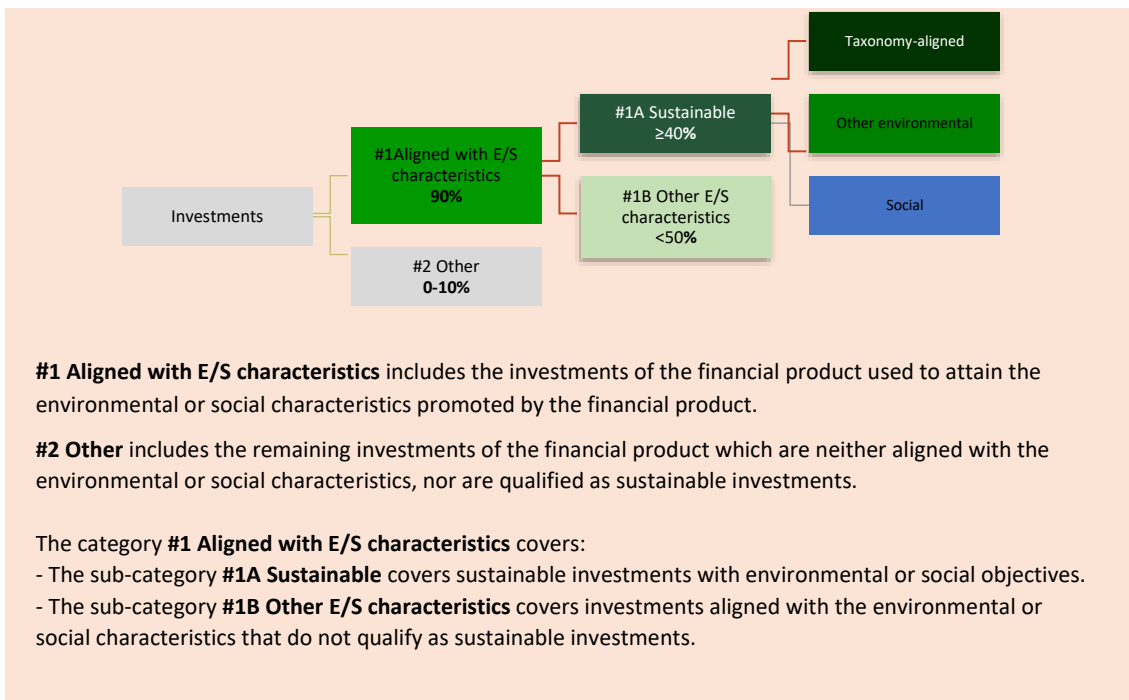
Good governance practices include sound management structures, employee relations, remuneration of staff and tax compliance.



Asset allocation describes the share of investments in specific assets.

Taxonomy-aligned activities are expressed as a share of:

- **turnover** reflecting the share of revenue from green activities of investee companies
- **capital expenditure** (CapEx) showing the green investments made by investee companies, e.g. for a transition to a green economy.
- **operational expenditure** (OpEx) reflecting green operational activities of investee companies.



How does the use of derivatives attain the environmental or social characteristics promoted by the financial product?

The Sub-fund does not make use of derivatives to attain the environmental or social characteristics promoted by the financial product. The Sub-fund may make use of derivatives for hedging, liquidity management and efficient portfolio management as well as investment purposes. Exchange traded and over-the-counter derivatives are permitted, including but not limited to futures, swaps, options and currency forwards. Whilst the Sub-fund may use derivatives both for investment purposes as well as for hedging and efficient portfolio management, it does not utilize derivatives for such purposes outside the intended share of investments allocated to the 'Other' category.

In case the Sub-fund uses derivatives, the underlying shall comply with the investment policy. Where relevant, minimum environmental or social safeguards are taken into account as described below.



To what minimum extent are sustainable investments with an environmental objective aligned with the EU Taxonomy?

0%. The Sub-fund does not intend to make Taxonomy-aligned investments. It cannot be excluded that among the Sub-fund's holdings certain investments are Taxonomy aligned. The Sub-fund will report on Taxonomy-aligned investment in the periodic disclosures. In the future, once data-availability in relation to the EU Taxonomy will improve, Robeco might consider setting a target based on turnover or CAPEX. Robeco currently relies on third-party data, including data in relation to companies that do not disclose on the EU Taxonomy alignment of their activities. EU Taxonomy-alignment data is not yet subject to a review by third parties. The Sub-fund only makes investments in equity and therefore it does not have sovereign exposures. The expected level of alignment with and without sovereign bonds is the same.

To comply with the EU Taxonomy, the criteria for **fossil gas** include limitations on emissions and switching to renewable power or low-carbon fuels by the end of 2035. For **nuclear energy**, the criteria include comprehensive safety and waste management rules.

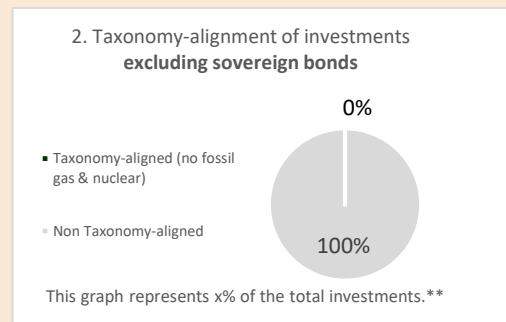
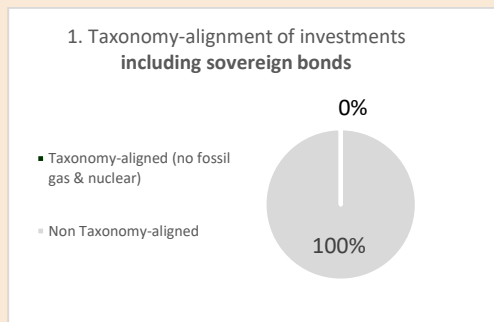
Enabling activities directly enable other activities to make a substantial contribution to an environmental objective.

Transitional activities are activities for which low-carbon alternatives are not yet available and among others have greenhouse gas emission levels corresponding to the best performance.

● **Does the financial product invest in fossil gas and/or nuclear energy related activities that comply with the EU Taxonomy?**²⁵

- Yes
 - In fossil gas
 - In nuclear energy
- No

The two graphs below show in green the minimum percentage of investments that are aligned with the EU Taxonomy. As there is no appropriate methodology to determine the Taxonomy-alignment of sovereign bonds, the first graph shows the Taxonomy alignment in relation to all the investments of the financial product including sovereign bonds, while the second graph shows the Taxonomy alignment only in relation to the investments of the financial product other than sovereign bonds.*



* For the purpose of these graphs, 'sovereign bonds' consist of all sovereign exposures
 ** As the investments are not Taxonomy-aligned, the exclusion of sovereign bonds has no impact on the graph and therefore no such percentage is shown here.

● **What is the minimum share of investments in transitional and enabling activities?**


0%.



● **What is the minimum share of sustainable investments with an environmental objective that are not aligned with the EU Taxonomy?**

The Sub-fund intends to make sustainable investments, measured as positive scores via Robeco's SDG Framework. Among those could be investments with environmental objectives that do not qualify as Taxonomy-aligned. The environmental objectives of the Sub-fund are attained by investing in companies that score positively on SDG 12 (Responsible consumption and production), SDG 13 (Climate action), SDG 14 (Life below water), and SDG 15 (Life on land) in Robeco's SDG Framework. While the sum of sustainable investments with an environmental objective and socially sustainable investments always adds up to the Sub-fund's minimum proportion of 40% sustainable investments, we do not commit to a minimum share of sustainable investments with an environmental objective because the Sub-fund's investment strategy does not have a specific environmental investment objective. Therefore, the minimum share of sustainable investments with an environmental objective is 0%.

²⁵ Fossil gas and/or nuclear related activities will only comply with the EU Taxonomy where they contribute to limiting climate change ("climate change mitigation") and do not significantly harm any EU Taxonomy objective - see explanatory note in the left hand margin. The full criteria for fossil gas and nuclear energy economic activities that comply with the EU Taxonomy are laid down in Commission Delegated Regulation (EU) 2022/1214.

 are sustainable investments with an environmental objective that **do not take into account the criteria** for environmentally sustainable economic activities under the EU Taxonomy.



What is the minimum share of socially sustainable investments?

The Sub-fund intends to make sustainable investments, measured as positive scores via Robeco's SDG Framework. Among those could be investments with social objectives. The social objectives of the Sub-fund are attained by investing in companies that score positively on SDG 1 (No poverty), SDG 2 (Zero hunger), SDG 3 (Good health and well-being), SDG 4 (Quality education), SDG 5 (Gender equality), SDG 6 (Clear water and sanitation), SDG 7 (Affordable and clean energy), SDG 8 (Decent work and economic growth), SDG 9 (Industry, innovation and infrastructure), SDG 10 (Reduced inequalities), SDG 11 (Sustainable cities and communities), SDG 16 (Peace, justice and strong institutions) and SDG 17 (Partnerships for the goals), in Robeco's SDG Framework. While the sum of socially sustainable investments and sustainable investments with an environmental objective always adds up to the Sub-fund's minimum proportion of sustainable investments, we do not commit to a minimum share of socially sustainable investments because the Sub-fund's investment strategy does not have a specific socially sustainable investment objective. Therefore, the minimum share of socially sustainable investments is 0%.



What investments are included under "#2 Other", what is their purpose and are there any minimum environmental or social safeguards?

The type of instruments included under "#2 Other" and their purpose are outlined in Annex I of this Prospectus under the header 'Financial instruments and investment restrictions'. They include cash, cash equivalents, as well as investment funds and eligible asset classes (other than bonds and equities) that do not specifically promote E/S characteristics. As indicated above, the Sub-fund does not make use of derivatives to attain the environmental or social characteristics promoted. The Sub-fund may make use of derivatives, which thus always fall under the category "#2 Other", for hedging, liquidity management and efficient portfolio management as well as investment purposes. Exchange traded and over-the-counter derivatives are permitted, including but not limited to futures, swaps, options and currency forwards. In case the Sub-fund uses derivatives, the underlying shall comply with the investment policy. Where relevant, minimum environmental or social safeguards are taken into account, by, for example, applying Robeco's Exclusion Policy for any single security derivative.



Is a specific index designated as a reference benchmark to determine whether this financial product is aligned with the environmental and/or social characteristics that it promotes?

Not applicable.

Reference benchmarks are indexes to measure whether the financial product attains the environmental or social characteristics that they promote.



Where can I find more product specific information online?

More product-specific information can be found on the website:

<https://www.robeco.com/en-int/products/funds/>

- o Robeco's PAI Statement can be accessed via the following link:
<https://www.robeco.com/files/docm/docu-principal-adverse-impact-statement-summary-entity-level.pdf>

- Robeco's Good Governance test can be accessed via the following link:
<https://www.robeco.com/files/docm/docu-robeco-good-governance-policy.pdf>
- Robeco's SDG framework
<https://www.robeco.com/docm/docu-robeco-explanation-sdg-framework.pdf>
- Robeco's sustainability risk policy
<https://www.robeco.com/files/docm/docu-robeco-sustainability-risk-policy.pdf>

x) Robeco QI Emerging Markets Sustainable Enhanced Index Equities II

Pre-contractual disclosure for the financial products referred to in Article 8, paragraphs 1, 2 and 2a, of Regulation (EU) 2019/2088 and Article 6, first paragraph, of Regulation (EU) 2020/852

Product name: Robeco QI Emerging Markets Sustainable Enhanced Index Equities II

Legal entity identifier: 213800G3D5YDMZG9Z661

Environmental and/or social characteristics

Does this financial product have a sustainable investment objective?

Yes

No

It will make a minimum of **sustainable investments with an environmental objective: ___%**

in economic activities that qualify as environmentally sustainable under the EU Taxonomy

in economic activities that do not qualify as environmentally sustainable under the EU Taxonomy

It will make a minimum of **sustainable investments with a social objective: ___%**

It promotes **Environmental/Social (E/S) characteristics** and while it does not have as its objective a sustainable investment, it will have a minimum proportion of 50% of sustainable investments

with an environmental objective in economic activities that qualify as environmentally sustainable under the EU Taxonomy

with an environmental objective in economic activities that do not qualify as environmentally sustainable under the EU Taxonomy

with a social objective

It promotes E/S characteristics, but **will not make any sustainable investments**

Sustainable investment means an investment in an economic activity that contributes to an environmental or social objective, provided that the investment does not significantly harm any environmental or social objective and that the investee companies follow good governance practices.

The **EU Taxonomy** is a classification system laid down in Regulation (EU) 2020/852, establishing a list of **environmentally sustainable economic activities**. That Regulation does not include a list of socially sustainable economic activities. Sustainable investments with an environmental objective might be aligned with the Taxonomy or not.



Sustainability indicators measure how the environmental or social characteristics promoted by the financial product are attained.

What environmental and/or social characteristics are promoted by this financial product?

The Sub-fund has the following E/S characteristics:

1. The Sub-fund promotes good governance and sustainable corporate practices through proxy voting, which contributes to long-term shareholder value creation. This includes taking an active stance on social and environmental topics through Robeco's proxy voting policy.
2. The Sub-fund promotes having a substantially lower environmental footprint than the general market index referred to in Appendix VI – Benchmarks (the "General Market Index").
3. The Sub-fund promotes certain minimum environmental and social safeguards through applying exclusion criteria with regards to products and business practices that Robeco believes are detrimental to society and incompatible with sustainable investment strategies, such as exposure to controversial behaviour, controversial weapons, and fossil fuels.
4. The Sub-fund promotes adherence to and conducting business activities in accordance with the United Nations Universal Declaration of Human Rights, the International Labor Organization's (ILO) labor standards, the United Nations Guiding Principles for Business and Human Rights (UNGPs), the United Nations Global Compact (UNGC) and the OECD Guidelines for Multinational Enterprises.
5. The Sub-fund promotes investment in a portfolio that avoid significant harm to the Sustainable Development Goals (SDGs).
6. The Sub-fund has a substantially better weighted average ESG score than the General Market Index.
7. The Sub-fund promotes having a substantially larger share of companies with a positive SDG score (1,2,3) in the portfolio than the General Market Index.

There is no reference benchmark designated for the purpose of attaining the environmental or social characteristics promoted by the Sub-fund.

What sustainability indicators are used to measure the attainment of each of the environmental or social characteristics promoted by this financial product?

The Sub-fund has the following sustainability indicators:

1. The number of holdings and agenda items voted.
2. The Sub-fund's weighted carbon, water and waste footprint score compared to the General Market Index.
3. The % of investments in securities that are on Robeco's Exclusion list as result of the application of Robeco's Exclusion Policy.
4. The % of holdings that are in violation of the ILO standards, UNGPs, UNGC or OECD Guidelines for Multinational Enterprises.
5. The proportion of companies that hold a high or medium negative SDG score (-3 or -2) based on the internally developed SDG Framework.
6. The Sub-fund's weighted average ESG score compared to the General Market Index.
7. The Sub-fund's weight in companies with a positive SDG score (1,2,3) compared to the General Market Index weight in companies with a positive SDG score (1,2,3).

What are the objectives of the sustainable investments that the financial product partially intends to make and how does the sustainable investment contribute to such objectives?

The sustainable investments aim to contribute to the UN Sustainable Development Goals ("SDGs"), that have both social and environmental objectives. These are 17 goals that are globally recognised and include environmental goals such as climate action, clean water, life on land and water and social goals such as zero hunger, gender equality, education, etc. Robeco has developed a proprietary framework based on the UN SDGs through which an issuer's contribution to such SDGs is determined through a 3-step process. This process starts with a sector baseline on which a company's products are analysed to examine contribution to the society and environment. Further, the operational processes involved in creating such products is checked along with any controversies/litigation claims and remediation actions

taken which are perused before a final SDG score is determined. The final score ranges between high negative (-3) to high positive (+3) and only those issuers which achieve positive SDG scores (+1, +2 and +3) are regarded as Sustainable Investments.

● ***How do the sustainable investments that the financial product partially intends to make, not cause significant harm to any environmental or social sustainable investment objective?***

The sustainable investments do no significant harm to any environmental or social sustainable investment objective by considering a principal adverse impact and aligning with the OECD Guidelines for Multinational Enterprises and the UN Guiding Principles on Business and Human Rights. In addition, sustainable investments score positively on Robeco's SDG Framework, and therefore do not cause significant harm.

How have the indicators for adverse impacts on sustainability factors been taken into account?

Mandatory principal adverse impact indicators are considered through Robeco's SDG Framework, either directly or indirectly, when identifying sustainable investments for the Sub-fund. In addition, voluntary environmental and social indicators are taken into account, depending on their relevance for measuring impacts on the SDGs and the availability of data. A detailed description of the incorporation of principal adverse impacts is available via Robeco's Principal Adverse Impact Statement published on the Robeco website (<https://www.robeco.com/files/docm/docu-principal-adverse-impact-statement-summary-entity-level.pdf>). In this statement, Robeco sets out its approach to identifying and prioritizing principal adverse impacts, and how principal adverse impacts are considered as part of Robeco's investment due diligence process and procedures relating to research and analysis, exclusions and restrictions and/or voting and engagement. This description also explains how principal adverse impact indicators are considered by the SDG Framework.

How are the sustainable investments aligned with the OECD Guidelines for Multinational Enterprises and the UN Guiding Principles on Business and Human Rights? Details:

The sustainable investments are aligned with the OECD Guidelines for Multinational Enterprises and the UN Guiding Principles on Business and Human Rights via both Robeco's Exclusion Policy and Robeco's SDG Framework.

Robeco's Exclusion Policy includes an explanation of how Robeco acts in accordance with the International Labor Organization (ILO) standards, United Nations Guiding Principles (UNGPs), United Nations Global Compact (UNGC) Principles and the Organization for Economic Co-operation and Development (OECD) Guidelines for Multinational Enterprises and is guided by these international treaties to assess the behavior of companies. Robeco continuously screens its investments for breaches of these principles. In case of a breach, the company will be excluded or engaged with, and is not considered a sustainable investment.

Robeco's SDG Framework screens for breaches on these principles in the final step of the framework. In this step, Robeco checks whether the company concerned has been involved in any controversies. Involvement in any controversy will result in a negative SDG score for the company, meaning it is not a sustainable investment.

The EU Taxonomy sets out a "do not significant harm" principle by which Taxonomy-aligned investments should not significantly harm EU Taxonomy objectives and is accompanied by specific EU criteria.

The "do no significant harm" principle applies only to those investments underlying the financial product that take into account the EU criteria for environmentally sustainable economic activities. The investments underlying the remaining portion of this financial product do not take into account the EU criteria for environmentally sustainable economic activities.

Any other sustainable investments must also not significantly harm any environmental or social objectives.



Does this financial product consider principal adverse impacts on sustainability factors?

✘ Yes, _____

The Sub-fund considers principal adverse impacts on sustainability factors as referred to in Annex I of the SFDR Delegated Act.

Pre-investment, the following principal adverse impacts on sustainability factors are considered:

- Via the applied normative and activity-based exclusions, the following PAIs are considered:
 - Exposure to companies active in the fossil fuel sector (PAI 4, Table 1)
 - Violations of the UN Global Compact Principles and Organisation for Economic Cooperation and Development (OECD) Guidelines for Multinational Enterprises (PAI 10, Table 1)
 - Activities negatively affecting biodiversity-sensitive areas (PAI 7, Table 1). The consideration of this PAI is currently restricted to applying exclusions to palm oil producing companies and for any breaches to the UNGC, UNGP and OECD Guidelines for Multinational Enterprises in relation to biodiversity.
 - Exposure to controversial weapons (anti-personnel mines, cluster munitions, chemical weapons (PAI 14, Table 1)
- Via the environmental footprint performance targets of the Sub-fund, the following PAIs are considered:
 - Carbon footprint (PAI 2, Table 1)
 - Water and waste indicators (PAI 7-9, Table 1). Robeco will use on water and waste footprint until data quality and coverage of the PAIs will improve.

Post-investment, the following principal adverse impacts on sustainability factors are taken into account:

- Via the application of the voting policy, the following PAIs are considered:
 - All indicators related to GHG emissions (PAI 1-6, Table 1)
 - Indicators related to social and employee matters (PAI 10-13, Table 1; PAI 5-8, Table 3)
- Via Robeco's entity engagement program, the following PAIs are considered:

Principal adverse impacts are the most significant negative impacts of investment decisions on sustainability factors relating to environmental, social and employee matters, respect for human rights, anti-corruption and anti-bribery matters.

- All indicators related to Climate and other environment-related indicators (PAI 1-9, Table 1)
- Violations of the UN Global Compact Principles and Organisation for Economic Cooperation and Development (OECD) Guidelines for Multinational Enterprises (PAI 10, Table 1)
- In addition, based on a yearly review of Robeco's performance on all mandatory and selected voluntary indicators, holdings of the Sub-fund that cause adverse impact might be selected for engagement.

More information is available via Robeco's Principal Adverse Impact Statement, published on Robeco's website. The Sub-fund will periodically report how it has considered the principal adverse impacts of its investments in the Company's annual report, which will be made available each year on or before 30 April at the Sub-fund page highlighted in final section of this document.

No



What investment strategy does this financial product follow?

Robeco QI Emerging Markets Sustainable Enhanced Index Equities II is an actively managed fund that invests in stocks of companies in emerging markets. The selection of these stocks is based on a quantitative model as described in the Investment policy strategy paragraph in Appendix I of this Prospectus. The Sub-fund uses a stock selection strategy which ranks stocks on their expected future relative performance using three factors: valuation, quality and momentum. The strategy integrates sustainability indicators on a continuous basis as part of the stock selection process. Amongst others, the Sub-fund applies norms-based and activity-based exclusions, Robeco's good governance policy, Robeco's SDG framework and considers Principal Adverse Impacts in the investment process. More product-specific information can be found on our website and the links provided in the final question of this disclosure.

What are the binding elements of the investment strategy used to select the investments to attain each of the environmental or social characteristics promoted by this financial product?

The Sub-fund has the following binding elements:

1. All equity holdings have a granted right to vote and Robeco exerts that right by voting according to Robeco's Proxy Voting Policy, unless impediments occur (e.g. share blocking or when not considered cost efficient). Robeco's Proxy Voting Policy can be found at <https://www.robeco.com/files/docm/docu-robeco-stewardship-policy.pdf>.
2. The Sub-fund's weighted water and waste footprint score is at least 20% better than that of the General Market Index. The Sub-fund's weighted carbon footprint score is at least 30% better than that of the General Market Index.
3. The Sub-fund's portfolio complies with Robeco's Exclusion Policy (<https://www.robeco.com/files/docm/docu-exclusion-policy.pdf>), that is based on exclusion criteria with regards to products and business practices that Robeco believes are detrimental to society and incompatible with sustainable investment strategies. This means that the Sub-fund has 0% exposure to excluded securities, taking into account a grace period. Information with regards to the effects of the exclusions on the Sub-fund's universe can be found at <https://www.robeco.com/files/docm/docu-exclusion-list.pdf>.
4. The Sub-fund avoids investment in companies that are in breach of the ILO standards, UNGPs, UNGC or OECD Guidelines for Multinational Enterprises. Companies that breach the international norms will be excluded from the investment universe.
5. The Sub-fund excludes all high or medium negative SDG scores (-3 or -2) based on the internally developed SDG Framework.

The investment strategy guides investment decisions based on factors such as investment objectives and risk tolerance.

6. The Sub-fund's weighted average ESG score is at least 10% better than that of the General Market Index.
7. The Sub-fund's weight in companies with a positive SDG score (1,2,3) is at least 10% better than that of the General Market Index, measured as a ratio.

● **What is the committed minimum rate to reduce the scope of the investments considered prior to the application of that investment strategy?**

The Sub-fund does not commit to a minimum rate to reduce the scope of investments prior to the application of the investment strategy.

● **What is the policy to assess good governance practices of the investee companies?**

Robeco has a Good Governance policy to assess governance practices of companies. The policy describes how Robeco determines if and when a company does not follow good governance practices and is therefore excluded from the initial investment universe for Article 8 and 9 products. Robeco's Good Governance policy applies to the Sub-fund and tests on a set of governance criteria that reflect widely recognized industry established norms and include topics as employee relations, management structure, tax compliance and remuneration.

The Good Governance test consists of criteria on such topics that are examined for investee companies and further explained in Robeco's Good Governance policy <https://www.robeco.com/files/docm/docu-robeco-good-governance-policy.pdf>. Additionally, the companies that do not pass the good governance test are reflected in the exclusion list that can be accessed here - <https://www.robeco.com/files/docm/docu-exclusion-list.pdf>.

Good governance practices include sound management structures, employee relations, remuneration of staff and tax compliance.



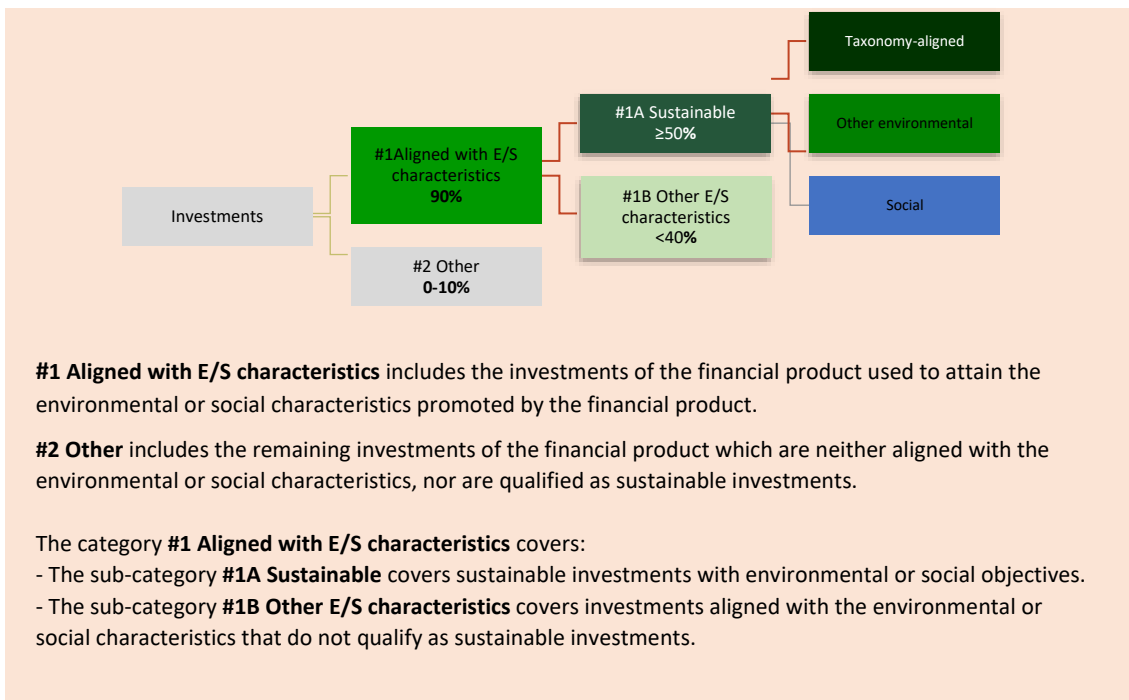
What is the asset allocation planned for this financial product?

At least 90% of the investments are aligned with the E/S characteristics of the Sub-fund. The Sub-fund plans to make a minimum of 50% sustainable investments, measured by positive scores via Robeco's SDG Framework. The investments in the category Other, estimated between 0-10%, are mostly in cash, cash equivalents and derivatives as further described below. The planned asset allocation is monitored continuously, and evaluated on a yearly basis.

Asset allocation describes the share of investments in specific assets.

Taxonomy-aligned activities are expressed as a share of:

- **turnover** reflecting the share of revenue from green activities of investee companies
- **capital expenditure** (CapEx) showing the green investments made by investee companies, e.g. for a transition to a green economy.
- **operational expenditure** (OpEx) reflecting green operational activities of investee companies.



How does the use of derivatives attain the environmental or social characteristics promoted by the financial product?

The Sub-fund does not make use of derivatives to attain the environmental or social characteristics promoted by the financial product. The Sub-fund may make use of derivatives for hedging, liquidity management and efficient portfolio management as well as investment purposes. Exchange traded and over-the-counter derivatives are permitted, including but not limited to futures, swaps, options and currency forwards. Whilst the Sub-fund may use derivatives both for investment purposes as well as for hedging and efficient portfolio management, it does not utilize derivatives for such purposes outside the intended share of investments allocated to the 'Other' category.

In case the Sub-fund uses derivatives, the underlying shall comply with the investment policy. Where relevant, minimum environmental or social safeguards are taken into account as described below.



To what minimum extent are sustainable investments with an environmental objective aligned with the EU Taxonomy?

0%. The Sub-fund does not intend to make Taxonomy-aligned investments. It cannot be excluded that among the Sub-fund's holdings certain investments are Taxonomy aligned. The Sub-fund will report on Taxonomy-aligned investment in the periodic disclosures. In the future, once data-availability in relation to the EU Taxonomy will improve, Robeco might consider setting a target based on turnover or CAPEX. Robeco currently relies on third-party data, including data in relation to companies that do not disclose on the EU Taxonomy alignment of their activities. EU Taxonomy-alignment data is not yet subject to a review by third parties. The Sub-fund only makes investments in equity and therefore it does not have sovereign exposures. The expected level of alignment with and without sovereign bonds is the same.

To comply with the EU Taxonomy, the criteria for **fossil gas** include limitations on emissions and switching to renewable power or low-carbon fuels by the end of 2035. For **nuclear energy**, the criteria include comprehensive safety and waste management rules.

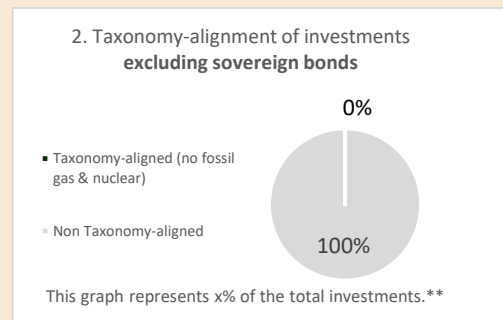
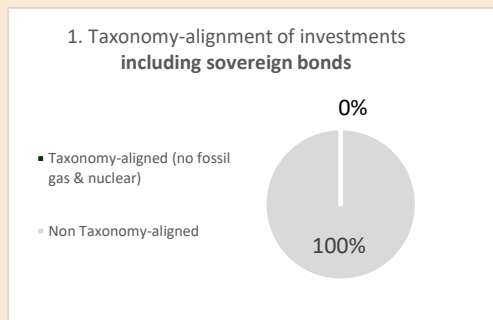
Enabling activities directly enable other activities to make a substantial contribution to an environmental objective.

Transitional activities are activities for which low-carbon alternatives are not yet available and among others have greenhouse gas emission levels corresponding to the best performance.

● **Does the financial product invest in fossil gas and/or nuclear energy related activities that comply with the EU Taxonomy?**²⁶

- Yes
 - In fossil gas
 - In nuclear energy
- No

The two graphs below show in green the minimum percentage of investments that are aligned with the EU Taxonomy. As there is no appropriate methodology to determine the Taxonomy-alignment of sovereign bonds, the first graph shows the Taxonomy alignment in relation to all the investments of the financial product including sovereign bonds, while the second graph shows the Taxonomy alignment only in relation to the investments of the financial product other than sovereign bonds.*



* For the purpose of these graphs, 'sovereign bonds' consist of all sovereign exposures
 ** As the investments are not Taxonomy-aligned, the exclusion of sovereign bonds has no impact on the graph and therefore no such percentage is shown here.

● **What is the minimum share of investments in transitional and enabling activities?**


0%.



What is the minimum share of sustainable investments with an environmental objective that are not aligned with the EU Taxonomy?

The Sub-fund intends to make sustainable investments, measured as positive scores via Robeco's SDG Framework. Among those could be investments with environmental objectives that do not qualify as Taxonomy-aligned. The environmental objectives of the Sub-fund are attained by investing in companies that score positively on SDG 12 (Responsible consumption and production), SDG 13 (Climate action), SDG 14 (Life below water), and SDG 15 (Life on land) in Robeco's SDG Framework. While the sum of sustainable investments with an environmental objective and socially sustainable investments always adds up to the Sub-fund's minimum proportion of 50% sustainable investments, we do not commit to a minimum share of sustainable investments with an environmental objective because the Sub-fund's investment strategy does not have a specific environmental investment objective. Therefore, the minimum share of sustainable investments with an environmental objective is 0%.

²⁶ Fossil gas and/or nuclear related activities will only comply with the EU Taxonomy where they contribute to limiting climate change ("climate change mitigation") and do not significantly harm any EU Taxonomy objective - see explanatory note in the left hand margin. The full criteria for fossil gas and nuclear energy economic activities that comply with the EU Taxonomy are laid down in Commission Delegated Regulation (EU) 2022/1214.

 are sustainable investments with an environmental objective that **do not take into account the criteria** for environmentally sustainable economic activities under the EU Taxonomy.



What is the minimum share of socially sustainable investments?

The Sub-fund intends to make sustainable investments, measured as positive scores via Robeco's SDG Framework. Among those could be investments with social objectives. The social objectives of the Sub-fund are attained by investing in companies that score positively on SDG 1 (No poverty), SDG 2 (Zero hunger), SDG 3 (Good health and well-being), SDG 4 (Quality education), SDG 5 (Gender equality), SDG 6 (Clear water and sanitation), SDG 7 (Affordable and clean energy), SDG 8 (Decent work and economic growth), SDG 9 (Industry, innovation and infrastructure), SDG 10 (Reduced inequalities), SDG 11 (Sustainable cities and communities), SDG 16 (Peace, justice and strong institutions) and SDG 17 (Partnerships for the goals), in Robeco's SDG Framework. While the sum of socially sustainable investments and sustainable investments with an environmental objective always adds up to the Sub-fund's minimum proportion of sustainable investments, we do not commit to a minimum share of socially sustainable investments because the Sub-fund's investment strategy does not have a specific socially sustainable investment objective. Therefore, the minimum share of socially sustainable investments is 0%.



What investments are included under "#2 Other", what is their purpose and are there any minimum environmental or social safeguards?

The type of instruments included under "#2 Other" and their purpose are outlined in Annex I of this Prospectus under the header 'Financial instruments and investment restrictions'. They include cash, cash equivalents, as well as investment funds and eligible asset classes (other than bonds and equities) that do not specifically promote E/S characteristics. As indicated above, the Sub-fund does not make use of derivatives to attain the environmental or social characteristics promoted. The Sub-fund may make use of derivatives, which thus always fall under the category "#2 Other", for hedging, liquidity management and efficient portfolio management as well as investment purposes. Exchange traded and over-the-counter derivatives are permitted, including but not limited to futures, swaps, options and currency forwards. In case the Sub-fund uses derivatives, the underlying shall comply with the investment policy. Where relevant, minimum environmental or social safeguards are taken into account, by, for example, applying Robeco's Exclusion Policy for any single security derivative.



Is a specific index designated as a reference benchmark to determine whether this financial product is aligned with the environmental and/or social characteristics that it promotes?

Not applicable.

Reference benchmarks are indexes to measure whether the financial product attains the environmental or social characteristics that they promote.



Where can I find more product specific information online?

More product-specific information can be found on the website:

<https://www.robeco.com/en-int/products/funds/>

- Robeco's PAI Statement can be accessed via the following link:
<https://www.robeco.com/files/docm/docu-principal-adverse-impact-statement-summary-entity-level.pdf>

- Robeco's Good Governance test can be accessed via the following link:
<https://www.robeco.com/files/docm/docu-robeco-good-governance-policy.pdf>
- Robeco's SDG framework
<https://www.robeco.com/docm/docu-robeco-explanation-sdg-framework.pdf>
- Robeco's sustainability risk policy
<https://www.robeco.com/files/docm/docu-robeco-sustainability-risk-policy.pdf>

y) Robeco QI Global SDG & Climate Beta Equities

Pre-contractual disclosure for the financial products referred to in Article 9, paragraphs 1 to 4a, of Regulation (EU) 2019/2088 and Article 5, first paragraph, of Regulation (EU) 2020/852

Product name: Robeco QI Global SDG & Climate Beta Equities

Legal entity identifier: 213800PTYQMOZRQCMR91

Sustainable investment objective

Does this financial product have a sustainable investment objective?

Yes

No

It will make a minimum of **sustainable investments with an environmental objective: 50%**

in economic activities that qualify as environmentally sustainable under the EU Taxonomy

in economic activities that do not qualify as environmentally sustainable under the EU Taxonomy

It will make a minimum of **sustainable investments with a social objective: 10%**

It **promotes Environmental/Social (E/S) characteristics** and while it does not have as its objective a sustainable investment, it will have a minimum proportion of ___% of sustainable investments

with an environmental objective in economic activities that qualify as environmentally sustainable under the EU Taxonomy

with an environmental objective in economic activities that do not qualify as environmentally sustainable under the EU Taxonomy

with a social objective

It promotes E/S characteristics, but **will not make any sustainable investments**

Sustainable investment means an investment in an economic activity that contributes to an environmental or social objective, provided that the investment does not significantly harm any environmental or social objective and that the investee companies follow good governance practices.

The **EU Taxonomy** is a classification system laid down in Regulation (EU) 2020/852, establishing a list of **environmentally sustainable economic activities**. That Regulation does not include a list of socially sustainable economic activities. Sustainable investments with an environmental objective might be aligned with the Taxonomy or not.



What is the sustainable investment objective of this financial product?

Sustainability indicators measure how the sustainable objectives of this financial product are attained.

The Sub-fund advances the United Nation's Sustainable Development Goals (SDGs) and the Sub-fund aims to reduce the carbon footprint of the portfolio and thereby contribute towards the goals of the Paris Agreement to keep the maximum global temperature rise well-below 2°C. The Sub-fund has a carbon-reduction objective and uses the MSCI All Country World EU PAB Overlay Index to monitor the carbon profile of the Sub-fund.

A part of the investments made by the Sub-fund contribute to the environmental objective of Climate Mitigation under the EU Taxonomy regulation.

What sustainability indicators are used to measure the attainment of the sustainable investment objective of this financial product?

The Sub-fund has the following sustainability indicators:

1. The number of holdings and agenda items voted.
2. The Sub-fund's weighted carbon footprint score compared to the Paris-Aligned Benchmark.
3. The Sub-fund's weighted environmental footprint score compared to the general market index referred to in Appendix VI – Benchmarks (the "General Market Index").
4. The % of investments in securities that are on Robeco's Exclusion list as result of the application of Robeco's Exclusion Policy.
5. The % of holdings that are in violation of the ILO standards, UNGPs, UNGC or OECD Guidelines for Multinational Enterprises.
6. The proportion of companies that hold a negative SDG score (-3, -2 or -1) based on the internally developed SDG Framework.
7. The Sub-fund's weighted average ESG score compared to the General Market Index.
8. The Sub-fund's weight in companies with a positive SDG score (1,2,3) compared to the General Market Index weight in companies with a positive SDG score (1,2,3).

How do sustainable investments not cause significant harm to any environmental or social sustainable investment objective?

The sustainable investments do no significant harm to any environmental or social sustainable investment objective by considering a principal adverse impact and aligning with the OECD Guidelines for Multinational Enterprises and the UN Guiding Principles on Business and Human Rights. In addition, sustainable investments made through the Paris-Aligned Benchmark follow eligibility requirements as per Article 12 of the EU regulation EU Paris-aligned Benchmarks and sustainability-related disclosures for benchmarks and follows Robeco's Exclusion policy. In accordance with Robeco's SDG framework, any off benchmark investments are only considered by the Sub-fund when they have a positive contribution to the UN SDGs and therefore not cause significant harm to any environmental or social sustainable investment objective.

How have the indicators for adverse impacts on sustainability factors been taken into account?

Sustainable investments can be constituents of Paris-Aligned Benchmark. The benchmark methodology directly assesses the following PAI indicators:

- Table 1, PAI 2 (Carbon Footprint)
- Table 1, PAI 4 (Exposure to companies in the fossil fuel sector)

- Table 1, PAI 10 (Violations of the UN Global Compact principles and Organisation for Economic Cooperation and Development (OECD) Guidelines for Multinational Enterprises)
- Table 1, PAI 14 (Exposure to controversial weapons)

Post-investment, the Sub-fund assesses the performance on all mandatory PAI indicators on a regular basis.

Sustainable investments that are not constituents of Paris-Aligned Benchmark, should all have a positive score on Robeco's SDG Framework. Robeco's SDG Framework assesses the contribution of companies to the Sustainable Development Goals (SDGs). Many PAI indicators are either directly or indirectly included in the SDG Framework to determine whether a company has significant impacts on the SDGs related to the PAI indicators. A detailed description of the incorporation of principal adverse impacts is available via Robeco's Principal Adverse Impact Statement published on the Robeco website (<https://www.robeco.com/files/docm/docu-principal-adverse-impact-statement-summary-entity-level.pdf>).

How are the sustainable investments aligned with the OECD Guidelines for Multinational Enterprises and the UN Guiding Principles on Business and Human Rights?

The sustainable investments are aligned with the OECD Guidelines for Multinational Enterprises and the UN Guiding Principles on Business and Human Rights via Robeco's Exclusion Policy, Robeco's SDG Framework, and the methodology of the benchmark provider.

Does this financial product consider principal adverse impacts on sustainability factors?

Yes, _____

The Sub-fund considers principal adverse impacts on sustainability factors as referred to in Annex I of the SFDR Delegated Act.

Pre-investment, the following principal adverse impacts on sustainability factors are considered:

- o Via the applied normative and activity-based exclusions, the following PAIs are considered:
 - Exposure to companies active in the fossil fuel sector (PAI 4, Table 1)
 - Violations of the UN Global Compact Principles and Organisation for Economic Cooperation and Development (OECD) Guidelines for Multinational Enterprises (PAI 10, Table 1)
 - Activities negatively affecting biodiversity-sensitive areas (PAI 7, Table 1). The consideration of this PAI is currently restricted to applying exclusions to palm oil producing companies and for any breaches to the UNGC, UNGP and OECD Guidelines for Multinational Enterprises in relation to biodiversity.



Principal adverse impacts are the most significant negative impacts of investment decisions on sustainability factors relating to environmental, social and employee matters, respect for human rights, anti-corruption and anti-bribery matters.

- Exposure to controversial weapons (anti-personnel mines, cluster munitions, chemical weapons (PAI 14, Table 1)
- o Via the environmental footprint performance targets of the Sub-fund, the following PAIs are considered:
 - Carbon footprint (PAI 2, Table 1), via the Paris-Aligned Benchmark
 - Water and waste indicators (PAI 8-9, Table 1). Robeco will use on water and waste footprint until data quality and coverage of the PAIs will improve.

Post-investment, the following principal adverse impacts on sustainability factors are taken into account:

- o Via the application of the voting policy, the following PAIs are considered:
 - All indicators related to GHG emissions (PAI 1-6, Table 1)
 - Indicators related to social and employee matters (PAI 10-13, Table 1; PAI 5-8, Table 3)
- o Via Robeco's entity engagement program, the following PAIs are considered:
 - All indicators related to Climate and other environment-related indicators (PAI 1-9, Table 1)
 - Violations of the UN Global Compact Principles and Organisation for Economic Cooperation and Development (OECD) Guidelines for Multinational Enterprises (PAI 10, Table 1)
 - Activities negatively affecting biodiversity sensitive areas (PAI 7, Table 1). The consideration of this PAI is currently restricted to applying exclusions to palm oil producing companies and for any breaches to the UNGC, UNGP and OECD Guidelines for Multinational Enterprises in relation to biodiversity.

In addition, based on a yearly review of Robeco's performance on all mandatory and selected voluntary indicators, holdings of the Sub-fund that cause adverse impact might be selected for engagement.

More information is available via Robeco's Principal Adverse Impact Statement, published on Robeco's website. The Sub-fund will periodically report how it has considered the principal adverse impacts of its investments in the Company's annual report, which will be made available each year on or before 30 April at the Sub-fund page highlighted in final section of this document.

No



What investment strategy does this financial product follow?

Robeco QI Global SDG & Climate Beta Equities is an actively managed fund that invests globally in stocks of companies that advance the United Nations Sustainable Development Goals (SDGs) and contribute to maintaining the global temperature rise below 2° C. Beta stands for the investment management approach of the Sub-fund that follows the performance of MSCI All Country World Index, allowing for the expression of both positive and negative views on companies by overweighting and underweighting stocks in the MSCI All Country World Index with the sole purpose of pursuing the sustainable investment objectives of the Sub-fund.

The selection of these stocks is based on a quantitative model as described in the Investment policy strategy paragraph in Appendix I of this Prospectus. The strategy integrates sustainability indicators on a continuous basis as part of the stock selection process. Amongst others, the Sub-fund applies norms-based and activity-based exclusions, Robeco's good governance policy, Robeco's SDG

The investment strategy guides investment decisions based on factors such as investment objectives and risk tolerance.

framework and considers Principal Adverse Impacts in the investment process. More product-specific information can be found on our website and the links provided in the final question of this disclosure.

What are the binding elements of the investment strategy used to select the investments to attain the sustainable investment objective?

The Sub-fund has the following binding elements:

1. All equity holdings have a granted right to vote and Robeco exerts that right by voting according to Robeco's Proxy Voting Policy, unless impediments occur (e.g. share blocking or when not considered cost efficient). Robeco's Proxy Voting Policy can be found at <https://www.robeco.com/files/docm/docu-robeco-stewardship-policy.pdf>.
2. The Sub-fund's weighted carbon footprint score is better than that of the Paris-Aligned Benchmark.
3. The Sub-fund's weighted water and waste footprint score is at least 20% better than that of the General Market Index.
4. The Sub-fund fully complies with activity based exclusions with regards to products (including controversial weapons, tobacco, palm oil, and thermal coal, upstream oil and gas and electricity producers in line with Article 12 of the EU regulation Climate Transition Benchmarks, EU Paris-aligned Benchmarks and sustainability-related disclosures for benchmarks). In addition, the Sub-fund's portfolio complies with Robeco's Exclusion Policy (<https://www.robeco.com/files/docm/docu-exclusion-policy.pdf>), that is based on exclusion criteria with regards to products and business practices that Robeco believes are detrimental to society and incompatible with sustainable investment strategies. This means that the Sub-fund has 0% exposure to excluded securities, taking into account a grace period. Information with regards to the effects of the exclusions on the Sub-fund's universe can be found at <https://www.robeco.com/files/docm/docu-exclusion-list.pdf>
5. The Sub-fund avoids investment in companies that are in breach of the ILO standards, UNGPs, UNGC or OECD Guidelines for Multinational Enterprises. Companies that breach the international norms will be excluded from the investment universe.
6. Sub-fund excludes all negative SDG scores (-3, -2 or -1).
7. The Sub-fund's weighted average ESG score is at least 10% better than that of the General Market Index.
8. The Sub-fund's weight in companies with a positive SDG score (1,2,3) is at least 20% better than that of the General Market Index, measured as a ratio.

What is the policy to assess good governance practices of the investee companies?

Robeco has a Good Governance policy to assess governance practices of companies. The policy describes how Robeco determines if and when a company does not follow good governance practices and is therefore excluded from the initial investment universe for Article 8 and 9 products. Robeco's Good Governance policy applies to the Sub-fund and tests on a set of governance criteria that reflect widely recognized industry established norms and include topics as employee relations, management structure, tax compliance and remuneration.

The Good Governance test consists of criteria on such topics that are examined for investee companies and further explained in Robeco's Good Governance policy <https://www.robeco.com/files/docm/docu-robeco-good-governance-policy.pdf>. Additionally, the companies that do not pass the good governance test are reflected in the exclusion list that can be accessed here - <https://www.robeco.com/files/docm/docu-exclusion-list.pdf>.

What is the asset allocation and the minimum share of sustainable investments?

The Sub-fund plans to make a minimum of 90% sustainable investments, measured either by holdings that are part of the Paris-Aligned Benchmark or holdings that have a positive score via Robeco's SDG

Good governance practices include sound management structures, employee relations, remuneration of staff and tax compliance.



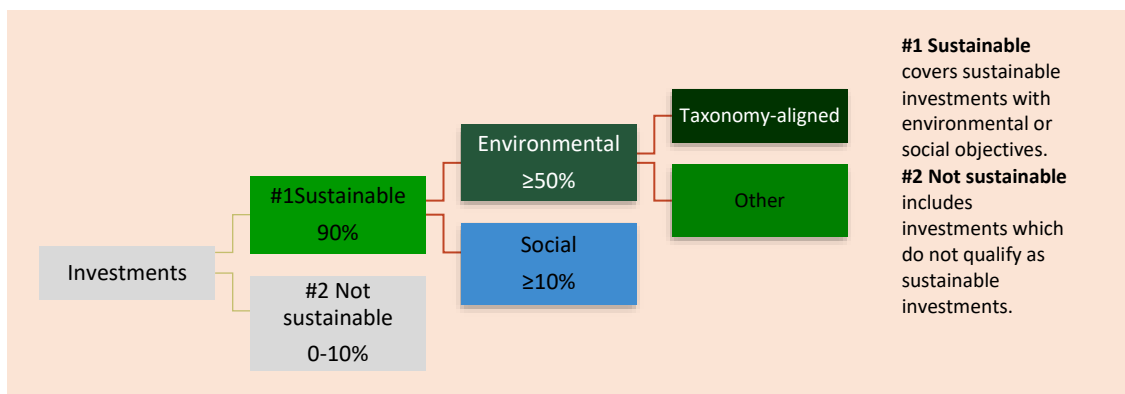
Asset allocation describes the share

of investments in specific assets.

Taxonomy-aligned activities are expressed as a share of:

- **turnover** reflecting the share of revenue from green activities of investee companies
- **capital expenditure** (CapEx) showing the green investments made by investee companies, e.g. for a transition to a green economy.
- **operational expenditure** (OpEx) reflecting green operational activities of investee companies.

Framework. The investments in the category non-sustainable, estimated between 0-10%, are in cash and cash equivalents. The planned asset allocation is monitored continuously, and evaluated on a yearly basis.



● **How does the use of derivatives attain the sustainable investment objective?**

The Sub-fund does not make use of derivatives to attain the sustainable objective promoted by the financial product. The Sub-fund may make use of derivatives for hedging and liquidity management. This includes the usage of derivatives to manage currency and market exposures in a cost-effective manner. To that purpose exchange traded and over-the-counter derivatives linked to equity indices and currencies are permitted. In case the Sub-fund uses derivatives, the underlying shall comply with the investment policy. Where relevant, minimum environmental or social safeguards are taken into account.



To what minimum extent are sustainable investments with an environmental objective aligned with the EU Taxonomy?

The Sub-fund intends to contribute to the climate change mitigation objective under the EU Taxonomy. The Sub-fund commits to a minimum share of 0% of Taxonomy-aligned activities. The Sub-fund intends to increase the minimum share of Taxonomy aligned activities for the Sub-fund once data availability in relation to the EU Taxonomy improves and stabilises. The Sub-fund will report on Taxonomy-aligned investment in the periodic disclosures. In the future, once data-availability in relation to the EU Taxonomy will improve, Robeco might consider setting a target based on turnover or CAPEX. Robeco currently relies on third-party data in relation to the EU Taxonomy, including data in relation to companies that do not disclose on the EU Taxonomy alignment of their activities. EU Taxonomy-alignment data is not yet subject to a review by third parties. The Sub-fund only makes investments in equity and therefore it does not have sovereign exposures. The expected level of alignment with and without sovereign bonds is the same.

To comply with the EU Taxonomy, the criteria for **fossil gas** include limitations on emissions and switching to fully renewable power or low-carbon fuels by the end of 2035. For **nuclear energy**, the criteria include comprehensive safety and waste management rules.

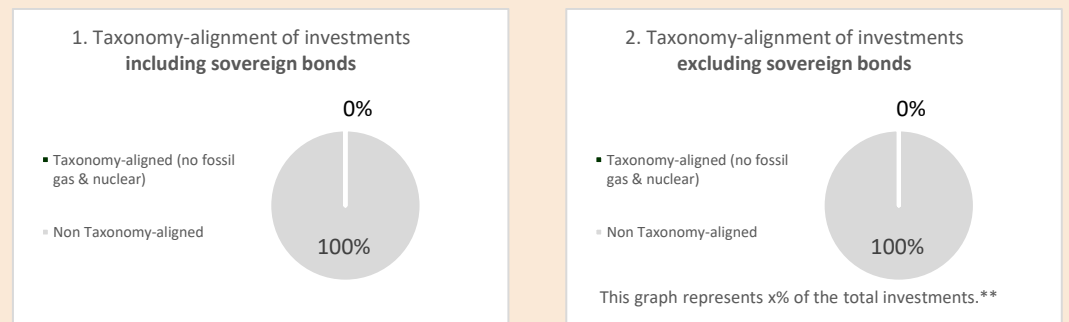
Enabling activities directly enable other activities to make a substantial contribution to an environmental objective.

Transitional activities are activities for which low-carbon alternatives are not yet available and among others have greenhouse gas emission levels corresponding to the best performance.

● **Does the financial product invest in fossil gas and/or nuclear energy related activities that comply with the EU Taxonomy²⁷?**

- Yes:
 - In fossil gas
 - In nuclear energy
- No

The two graphs below show in green the minimum percentage of investments that are aligned with the EU Taxonomy. As there is no appropriate methodology to determine the Taxonomy-alignment of sovereign bonds, the first graph shows the Taxonomy alignment in relation to all the investments of the financial product including sovereign bonds, while the second graph shows the Taxonomy alignment only in relation to the investments of the financial product other than sovereign bonds.*



* For the purpose of these graphs, 'sovereign bonds' consist of all sovereign exposures
 ** As the investments are not Taxonomy-aligned, the exclusion of sovereign bonds has no impact on the graph and therefore no such percentage is shown here.

● **What is the minimum share of investments in transitional and enabling activities?**

0%.



What is the minimum share of sustainable investments with an environmental objective that are not aligned with the EU Taxonomy?

The Sub-fund makes sustainable investments with environmental objectives that do not qualify as Taxonomy-aligned. Given the Sub-fund's investment strategy and the specific environmental investment objective, the Sub-fund commits to a minimum share of sustainable investments of 50% with an environmental objective. The environmental objectives of the Sub-fund are attained by investing in companies, in line with a low carbon scenario stipulated by the Paris-aligned benchmark methodology.

In addition, the Sub-fund intends to make sustainable investments off-benchmark, measured as positive scores via Robeco's SDG Framework. Among those could be sustainable investments with environmental objectives which are companies that score positively on SDG 12 (Responsible consumption and production), SDG 13 (Climate action), SDG 14 (Life below water), and SDG 15 (Life on land) in Robeco's SDG Framework.

The sum of sustainable investments with an environmental objective and socially sustainable investments will always add up to the Sub-fund's minimum proportion of 90% sustainable investments.

²⁷ Fossil gas and/or nuclear related activities will only comply with the EU Taxonomy where they contribute to limiting climate change ("climate change mitigation") and do not significantly harm any EU Taxonomy objective - see explanatory note in the left hand margin. The full criteria for fossil gas and nuclear energy economic activities that comply with the EU Taxonomy are laid down in Commission Delegated Regulation (EU) 2022/1214.

 are sustainable investments with an environmental objective that do not take into account the criteria for environmentally sustainable economic activities under the EU Taxonomy.



What is the minimum share of sustainable investments with a social objective?

Within the off-benchmark holdings (i.e. holdings that are not part of the Paris-Aligned Benchmark), the Sub-fund intends to make sustainable investments with a social objective. Given the Sub-fund's investment strategy and the specific social investment objective, the Sub-fund commits to a minimum share of sustainable investments of 10% with a social objective, measured by off-benchmark holdings that have a positive score via Robeco's SDG Framework. The social objectives of the Sub-fund are attained by investing in companies that score positively on SDG 1 (No poverty), SDG 2 (Zero hunger), SDG 3 (Good health and well-being), SDG 4 (Quality education), SDG 5 (Gender equality), SDG 6 (Clear water and sanitation), SDG 7 (Affordable and clean energy), SDG 8 (Decent work and economic growth), SDG 9 (Industry, innovation and infrastructure), SDG 10 (Reduced inequalities), SDG 11 (Sustainable cities and communities), SDG 16 (Peace, justice and strong institutions) and SDG 17 (Partnerships for the goals), in Robeco's SDG Framework.

The sum of socially sustainable investments and sustainable investments with an environmental objective will always add up to the Sub-fund's minimum proportion of 90% sustainable investments.



What investments are included under "#2 Not sustainable", what is their purpose and are there any minimum environmental or social safeguards?

The type of instruments included under "#2 Not Sustainable" and their purpose are outlined in Annex I of this Prospectus under the header 'Financial instruments and investment restrictions'. They include cash, cash equivalents, as well as investment funds and eligible asset classes (other than bonds and equities) that do not specifically promote E/S characteristics. As indicated above, the Sub-fund does not make use of derivatives to attain its sustainable objective. The Sub-fund may make use of derivatives for hedging and liquidity management. This includes the usage of derivatives to manage currency and market exposures in a cost-effective manner. For the management of currency exposure FX Forwards are allowed. The exchange traded derivatives linked to equity indices, such as equity index futures covering the market universe, are permitted for cash equitization. In case the Sub-fund uses such index market derivatives, these shall be temporary positions as defined by the investment restrictions. Where relevant, minimum environmental or social safeguards are taken into account by monitoring and performing suitability tests on index futures constituents following Robeco's Exclusion Policy.



Is a specific index designated as a reference benchmark to meet the sustainable investment objective?

Yes, the Sub-fund uses the MSCI All Country World EU PAB Overlay Index as a reference index to meet the carbon footprint reduction objective of the Sub-fund and thereby keeping the maximum global temperature rise well-below 2°C.

Reference benchmarks are indexes to measure whether the financial product attains the sustainable investment objective.

How does the reference benchmark take into account sustainability factors in a way that is continuously aligned with the sustainable investment objective?

The MSCI EU PAB Overlay Indices are constructed from their corresponding Parent Indexes using an optimization-based approach and aim to:

- Reduce the weighted average greenhouse gas intensity by 50% compared to the underlying investment universe.

- Reduce the weighted average greenhouse gas (GHG) intensity by 7% on an annualized basis.
- Achieve a modest tracking error compared to the Parent Index and low turnover.
- Exclude companies based on the following criteria: Companies involved in Controversial Weapons businesses, Very Severe ESG Controversies, Severe Environmental Controversies, Tobacco Manufacturing, Thermal Coal, Oil & Gas and Fossil Fuel-based power generation.

● **How is the alignment of the investment strategy with the methodology of the index ensured on a continuous basis?**

The methodology of the reference index follows rebalancing rules which ensures alignment with the investment strategy and objective of the Sub-fund. The index uses data such as MSCI Climate Change Metrics, MSCI Climate Value-at-Risk, MSCI ESG Sustainable Impact Metrics, MSCI ESG Controversies and MSCI Business Involvement Screening Research) as of the end of the month, preceding the Index Reviews, for the rebalancing of the index.

The Sub-fund follows a rebalancing strategy which ensures that the carbon footprint of the Sub-fund is better than that of the reference index. This in turn ensures that the investment strategy of the Sub-fund aligns with the methodology of the reference index. The methodology of the reference index takes into account a decarbonization trajectory of at least 7% GHG intensity per annum along with specific sector or activity exclusions and including involvement in controversial weapons.

● **How does the designated index differ from a relevant broad market index?**

The benchmark differs from a broad general market index in that the latter does not take into account in its methodology any criteria on the carbon reduction objective and carbon footprint of companies.

● **Where can the methodology used for the calculation of the designated index be found?**

The index methodology can be found on the relevant webpages by the index provider: <https://www.msci.com>



Where can I find more product specific information online?

More product-specific information can be found on the website:

<https://www.robeco.com/en-int/products/funds/>

- Robeco's PAI Statement can be accessed via the following link: <https://www.robeco.com/files/docm/docu-principal-adverse-impact-statement-summary-entity-level.pdf>
- Robeco's Good Governance test can be accessed via the following link: <https://www.robeco.com/files/docm/docu-robeco-good-governance-policy.pdf>
- Robeco's SDG framework <https://www.robeco.com/docm/docu-robeco-explanation-sdg-framework.pdf>
- Robeco's sustainability risk policy <https://www.robeco.com/files/docm/docu-robeco-sustainability-risk-policy.pdf>

z) Robeco Quantum Equities

Pre-contractual disclosure for the financial products referred to in Article 8, paragraphs 1, 2 and 2a, of Regulation (EU) 2019/2088 and Article 6, first paragraph, of Regulation (EU) 2020/852

Product name: Robeco Quantum Equities

Legal entity identifier: 2138009S4X65QC6GSJ11

Environmental and/or social characteristics

Does this financial product have a sustainable investment objective?

Yes

No

It will make a minimum of **sustainable investments with an environmental objective: ___%**

in economic activities that qualify as environmentally sustainable under the EU Taxonomy

in economic activities that do not qualify as environmentally sustainable under the EU Taxonomy

It will make a minimum of **sustainable investments with a social objective: ___%**

It **promotes Environmental/Social (E/S) characteristics** and while it does not have as its objective a sustainable investment, it will have a minimum proportion of 50% of sustainable investments

with an environmental objective in economic activities that qualify as environmentally sustainable under the EU Taxonomy

with an environmental objective in economic activities that do not qualify as environmentally sustainable under the EU Taxonomy

with a social objective

It promotes E/S characteristics, but **will not make any sustainable investments**

Sustainable investment means an investment in an economic activity that contributes to an environmental or social objective, provided that the investment does not significantly harm any environmental or social objective and that the investee companies follow good governance practices.

The **EU Taxonomy** is a classification system laid down in Regulation (EU) 2020/852, establishing a list of **environmentally sustainable economic activities**. That Regulation does not include a list of socially sustainable economic activities. Sustainable investments with an environmental objective might be aligned with the Taxonomy or not.



Sustainability indicators measure how the environmental or social characteristics promoted by the financial product are attained.

What environmental and/or social characteristics are promoted by this financial product?

The Sub-fund has the following E/S characteristics:

1. The Sub-fund promotes certain minimum environmental and social safeguards through applying exclusion criteria with regards to products and business practices that Robeco believes are detrimental to society and incompatible with sustainable investment strategies, such as exposure to controversial behaviour, controversial weapons, and fossil fuels.
2. The Sub-fund promotes adherence to and conducting business activities in accordance with the United Nations Universal Declaration of Human Rights, the International Labor Organization's (ILO) labor standards, the United Nations Guiding Principles for Business and Human Rights (UNGPs), the United Nations Global Compact (UNGC) and the OECD Guidelines for Multinational Enterprises, by scrutinizing companies that violate these principles.
3. The Sub-fund promotes good governance and sustainable corporate practices through proxy voting, which contributes to long-term shareholder value creation. This includes taking an active stance on social and environmental topics through Robeco's proxy voting policy.
4. The Sub-fund promotes having a lower environmental footprint than the general market index referred to in Appendix VI – Benchmarks (the "General Market Index"), through reduction in carbon, water and waste footprints.
5. The Sub-fund promotes having a weighted average ESG score that is better than that of the General Market Index.

There is no reference benchmark designated for the purpose of attaining the environmental or social characteristics promoted by the Sub-fund.

What sustainability indicators are used to measure the attainment of each of the environmental or social characteristics promoted by this financial product?

The Sub-fund has the following sustainability indicators:

1. The % of investments in securities that are on Robeco's Exclusion list as result of the application of Robeco's Exclusion Policy.
2. The number of companies that are in violation of the ILO standards, UNGPs, UNGC or OECD Guidelines for Multinational Enterprises and hence are a part of the Enhanced Engagement program.
3. The number of holdings and agenda items voted.
4. The Sub-fund's weighted carbon, water and waste footprint score compared to the General Market Index.
5. The Sub-fund's weighted average ESG score compared to the General Market Index.

What are the objectives of the sustainable investments that the financial product partially intends to make and how does the sustainable investment contribute to such objectives?

The sustainable investments aim to contribute to the UN Sustainable Development Goals ("SDGs"), that have both social and environmental objectives. These are 17 goals that are globally recognised and include environmental goals such as climate action, clean water, life on land and water and social goals such as zero hunger, gender equality, education, etc. Robeco has developed a proprietary framework based on the UN SDGs through which an issuer's contribution to such SDGs is determined through a 3-step process. This process starts with a sector baseline on which a company's products are analysed to examine contribution to the society and environment. Further, the operational processes involved in creating such products is checked along with any controversies/litigation claims and remediation actions taken which are perused before a final SDG score is determined. The final score ranges between high negative (-3) to high positive (+3) and only those issuers which achieve positive SDG scores (+1,+2 and +3) are regarded as Sustainable Investments

How do the sustainable investments that the financial product partially intends to make, not cause significant harm to any environmental or social sustainable investment objective?

The sustainable investments do no significant harm to any environmental or social sustainable investment objective by considering a principal adverse impact and aligning with the OECD Guidelines for Multinational Enterprises and the UN Guiding Principles on Business and Human Rights. In addition, sustainable investments score positively on Robeco's SDG Framework, and therefore do not cause significant harm.

How have the indicators for adverse impacts on sustainability factors been taken into account?

Mandatory principal adverse impact indicators are considered through Robeco's SDG Framework, either directly or indirectly, when identifying sustainable investments for the Sub-fund. In addition, voluntary environmental and social indicators are taken into account, depending on their relevance for measuring impacts on the SDGs and the availability of data. A detailed description of the incorporation of principal adverse impacts is available via Robeco's Principal Adverse Impact Statement published on the Robeco website (<https://www.robeco.com/files/docm/docu-principal-adverse-impact-statement-summary-entity-level.pdf>). In this statement, Robeco sets out its approach to identifying and prioritizing principal adverse impacts, and how principal adverse impacts are considered as part of Robeco's investment due diligence process and procedures relating to research and analysis, exclusions and restrictions and/or voting and engagement. This description also explains how principal adverse impact indicators are considered by the SDG Framework.

How are the sustainable investments aligned with the OECD Guidelines for Multinational Enterprises and the UN Guiding Principles on Business and Human Rights? Details:

The sustainable investments are aligned with the OECD Guidelines for Multinational Enterprises and the UN Guiding Principles on Business and Human Rights via both Robeco's Exclusion Policy and Robeco's SDG Framework.

Robeco's Exclusion Policy includes an explanation of how Robeco acts in accordance with the International Labor Organization (ILO) standards, United Nations Guiding Principles (UNGPs), United Nations Global Compact (UNGC) Principles and the Organization for Economic Co-operation and Development (OECD) Guidelines for Multinational Enterprises and is guided by these international treaties to assess the behavior of companies. Robeco continuously screens its investments for breaches of these principles. In case of a breach, the company will be excluded or engaged with, and is not considered a sustainable investment.

Robeco's SDG Framework screens for breaches on these principles in the final step of the framework. In this step, Robeco checks whether the company concerned has been involved in any controversies. Involvement in any controversy will result in a negative SDG score for the company, meaning it is not a sustainable investment.

The EU Taxonomy sets out a "do not significant harm" principle by which Taxonomy-aligned investments should not significantly harm EU Taxonomy objectives and is accompanied by specific EU criteria.

The "do no significant harm" principle applies only to those investments underlying the financial product that take into account the EU criteria for environmentally sustainable economic activities. The investments underlying the remaining portion of this financial product do not take into account the EU criteria for environmentally sustainable economic activities.

Any other sustainable investments must also not significantly harm any environmental or social objectives.



Does this financial product consider principal adverse impacts on sustainability factors?

Yes, _____

The Sub-fund considers principal adverse impacts on sustainability factors as referred to in Annex I of the SFDR Delegated Act.

Pre-investment, the following principal adverse impacts on sustainability factors are considered:

- Via the applied normative and activity-based exclusions, the following PAIs are considered:
 - Exposure to companies active in the fossil fuel sector (PAI 4, Table 1)
 - Violations of the UN Global Compact Principles and Organisation for Economic Cooperation and Development (OECD) Guidelines for Multinational Enterprises (PAI 10, Table 1)
 - Activities negatively affecting biodiversity-sensitive areas (PAI 7, Table 1). The consideration of this PAI is currently restricted to applying exclusions to palm oil producing companies and for any breaches to the UNGC, UNGP and OECD Guidelines for Multinational Enterprises in relation to biodiversity.
 - Exposure to controversial weapons (anti-personnel mines, cluster munitions, chemical weapons (PAI 14, Table 1)
- Via the ESG integration process, as part of the investment due diligence policies and procedures, the following PAIs are considered:
 - All indicators related to GHG emissions, as part of the required Climate Risk analysis (PAI 1-6, Table 1, PAI 4, Table 2)
 - Biodiversity, water and waste indicators (PAI 7-9, Table 1)
 - Board gender diversity (PAI 13, Table 1)

Post-investment, the following principal adverse impacts on sustainability factors are taken into account:

- Via the application of the voting policy, the following PAIs are considered:
 - All indicators related to GHG emissions (PAI 1-6, Table 1)
 - Indicators related to social and employee matters (PAI 10-13, Table 1; PAI 5-8, Table 3)

Principal adverse impacts are the most significant negative impacts of investment decisions on sustainability factors relating to environmental, social and employee matters, respect for human rights, anti-corruption and anti-bribery matters.

- o Via Robeco's entity engagement program, the following PAIs are considered:
 - All indicators related to Climate and other environment-related indicators (PAI 1-9, Table 1)
 - Violations of the UN Global Compact Principles and Organisation for Economic Cooperation and Development (OECD) Guidelines for Multinational Enterprises (PAI 10, Table 1). On an ongoing basis, the investment universe is scanned for controversial behavior in relation to the aforementioned principles and guidelines.
 - In addition, based on a yearly review of Robeco's performance on all mandatory and selected voluntary indicators, holdings of the Sub-fund that cause adverse impact might be selected for engagement.

More information is available via Robeco's Principal Adverse Impact Statement, published on Robeco's website. The Sub-fund will periodically report how it has considered the principal adverse impacts of its investments in the Company's annual report, which will be made available each year on or before 30 April at the Sub-fund page highlighted in final section of this document.

No



What investment strategy does this financial product follow?

Robeco Quantum Equities is an actively managed fund that invests in stocks mainly in developed markets. The selection of these stocks is based on quantitative model as described in the Investment policy strategy paragraph in Appendix I of this Prospectus. Quantum' stands for the investment management approach of the Sub-fund that incorporates novel datasets, machine learning techniques and smart algorithms. The strategy integrates sustainability indicators on a continuous basis as part of the stock selection process. Amongst others, the Sub-fund applies norms-based and activity-based exclusions, Robeco's good governance policy, Robeco's SDG framework and considers Principal Adverse Impacts in the investment process. More product-specific information can be found on our website and the links provided in the final question of this disclosure.

What are the binding elements of the investment strategy used to select the investments to attain each of the environmental or social characteristics promoted by this financial product?

The Sub-fund has the following binding elements:

1. The Sub-fund's portfolio complies with Robeco's Exclusion Policy (<https://www.robeco.com/files/docm/docu-exclusion-policy.pdf>), that is based on exclusion criteria with regards to products and business practices that Robeco believes are detrimental to society and incompatible with sustainable investment strategies. This means that the Sub-fund has 0% exposure to excluded securities, taking into account a grace period. Information with regards to the effects of the exclusions on the Sub-fund's universe can be found at <https://www.robeco.com/files/docm/docu-exclusion-list.pdf>.
2. The Sub-fund scrutinizes investment in companies that are in breach of the ILO standards, UNGPs, UNGC or OECD Guidelines for Multinational Enterprises. If a company in the portfolio breaches one of the international guidelines during the investment period, the company will become part of the Enhanced Engagement program.
3. All equity holdings have a granted right to vote and Robeco exerts that right by voting according to Robeco's Proxy Voting Policy, unless impediments occur (e.g. share blocking or when not considered cost efficient). Robeco's Proxy Voting Policy can be found at <https://www.robeco.com/files/docm/docu-robeco-stewardship-policy.pdf>.

The investment strategy guides investment decisions based on factors such as investment objectives and risk tolerance.

4. The Sub-fund's weighted carbon, water and waste footprint score is better than that of the General Market Index.
5. The Sub-fund's weighted average ESG score is better than that of the General Market Index.

● **What is the committed minimum rate to reduce the scope of the investments considered prior to the application of that investment strategy?**

The Sub-fund does not commit to a minimum rate to reduce the scope of investments prior to the application of the investment strategy.

● **What is the policy to assess good governance practices of the investee companies?**

Robeco has a Good Governance policy to assess governance practices of companies. The policy describes how Robeco determines if and when a company does not follow good governance practices and is therefore excluded from the initial investment universe for Article 8 and 9 products. Robeco's Good Governance policy applies to the Sub-fund and tests on a set of governance criteria that reflect widely recognized industry established norms and include topics as employee relations, management structure, tax compliance and remuneration.

The Good Governance test consists of criteria on such topics that are examined for investee companies and further explained in Robeco's Good Governance policy <https://www.robeco.com/files/docm/docu-robeco-good-governance-policy.pdf>. Additionally, the companies that do not pass the good governance test are reflected in the exclusion list that can be accessed here - <https://www.robeco.com/files/docm/docu-exclusion-list.pdf>.

Good governance practices include sound management structures, employee relations, remuneration of staff and tax compliance.



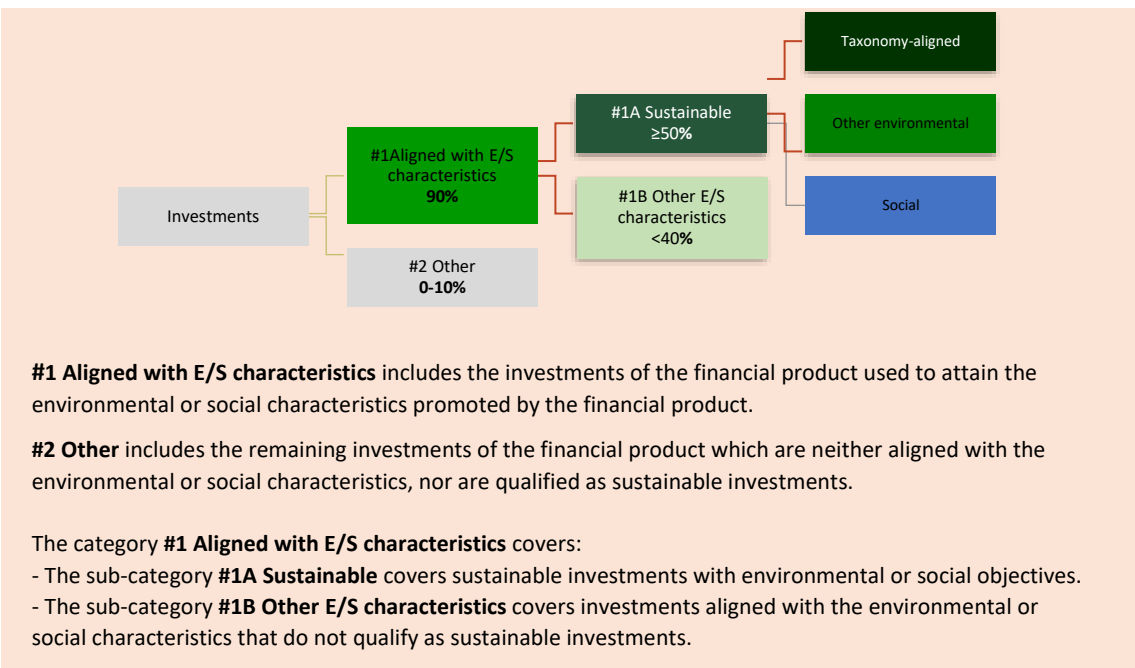
What is the asset allocation planned for this financial product?

At least 90% of the investments are aligned with the E/S characteristics of the Sub-fund. The Sub-fund plans to make a minimum of 50% sustainable investments, measured by positive scores via Robeco's SDG Framework. The investments in the category Other, estimated between 0-10%, are mostly in cash, cash equivalents and derivatives as further described below. The planned asset allocation is monitored continuously, and evaluated on a yearly basis.

Asset allocation describes the share of investments in specific assets.

Taxonomy-aligned activities are expressed as a share of:

- **turnover** reflecting the share of revenue from green activities of investee companies
- **capital expenditure** (CapEx) showing the green investments made by investee companies, e.g. for a transition to a green economy.
- **operational expenditure** (OpEx) reflecting green



operational activities of investee companies.

● **How does the use of derivatives attain the environmental or social characteristics promoted by the financial product?**

The Sub-fund does not make use of derivatives to attain the environmental or social characteristics promoted by the financial product. The Sub-fund may make use of derivatives for hedging, liquidity management and efficient portfolio management as well as investment purposes. Exchange traded and over-the-counter derivatives are permitted, including but not limited to futures, swaps, options and currency forwards. Whilst the Sub-fund may use derivatives both for investment purposes as well as for hedging and efficient portfolio management, it does not utilize derivatives for such purposes outside the intended share of investments allocated to the 'Other' category.

In case the Sub-fund uses derivatives, the underlying shall comply with the investment policy. Where relevant, minimum environmental or social safeguards are taken into account as described below.



● **To what minimum extent are sustainable investments with an environmental objective aligned with the EU Taxonomy?**

0%. The Sub-fund does not intend to make Taxonomy-aligned investments. It cannot be excluded that among the Sub-fund's holdings certain investments are Taxonomy aligned. The Sub-fund will report on Taxonomy-aligned investment in the periodic disclosures. In the future, once data-availability in relation to the EU Taxonomy will improve, Robeco might consider setting a target based on turnover or CAPEX. Robeco currently relies on third-party data, including data in relation to companies that do not disclose on the EU Taxonomy alignment of their activities. EU Taxonomy-alignment data is not yet subject to a review by third parties. The Sub-fund only makes investments in equity and therefore it does not have sovereign exposures. The expected level of alignment with and without sovereign bonds is the same.

To comply with the EU Taxonomy, the criteria for **fossil gas** include limitations on emissions and switching to renewable power or low-carbon fuels

● **Does the financial product invest in fossil gas and/or nuclear energy related activities that comply with the EU Taxonomy?²⁸**

- Yes
- In fossil gas In nuclear energy
- No

²⁸ Fossil gas and/or nuclear related activities will only comply with the EU Taxonomy where they contribute to limiting climate change ("climate change mitigation") and do not significantly harm any EU Taxonomy objective - see explanatory note in the left hand margin. The full criteria for fossil gas and nuclear energy economic activities that comply with the EU Taxonomy are laid down in Commission Delegated Regulation (EU) 2022/1214.

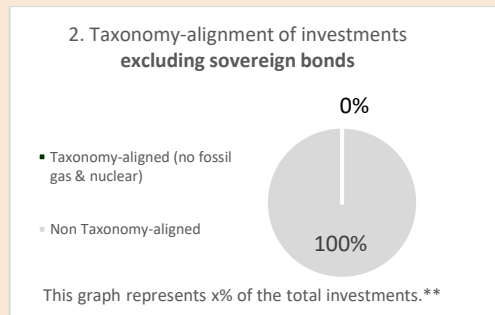
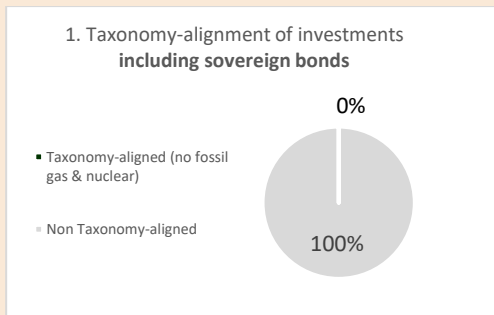
by the end of 2035. For nuclear energy, the criteria include comprehensive safety and waste management rules.

Enabling activities directly enable other activities to make a substantial contribution to an environmental objective.

Transitional activities are activities for which low-carbon alternatives are not yet available and among others have greenhouse gas emission levels corresponding to the best performance.

 are sustainable investments with an environmental objective that **do not take into account the criteria** for environmentally sustainable economic activities under the EU Taxonomy.

The two graphs below show in green the minimum percentage of investments that are aligned with the EU Taxonomy. As there is no appropriate methodology to determine the Taxonomy-alignment of sovereign bonds*, the first graph shows the Taxonomy alignment in relation to all the investments of the financial product including sovereign bonds, while the second graph shows the Taxonomy alignment only in relation to the investments of the financial product other than sovereign bonds.



* For the purpose of these graphs, 'sovereign bonds' consist of all sovereign exposures

** As the investments are not Taxonomy-aligned, the exclusion of sovereign bonds has no impact on the graph and therefore no such percentage is shown here.

 **What is the minimum share of investments in transitional and enabling activities?**

0%.



What is the minimum share of sustainable investments with an environmental objective that are not aligned with the EU Taxonomy?

The Sub-fund intends to make sustainable investments, measured as positive scores via Robeco's SDG Framework. Among those could be investments with environmental objectives that do not qualify as Taxonomy-aligned. The environmental objectives of the Sub-fund are attained by investing in companies that score positively on SDG 12 (Responsible consumption and production), SDG 13 (Climate action), SDG 14 (Life below water), and SDG 15 (Life on land) in Robeco's SDG Framework. While the sum of sustainable investments with an environmental objective and socially sustainable investments always adds up to the Sub-fund's minimum proportion of 50% sustainable investments, we do not commit to a minimum share of sustainable investments with an environmental objective because the Sub-fund's investment strategy does not have a specific environmental investment objective. Therefore, the minimum share of sustainable investments with an environmental objective is 0%.



What is the minimum share of socially sustainable investments?

The Sub-fund intends to make sustainable investments, measured as positive scores via Robeco's SDG Framework. Among those could be investments with social objectives. The social objectives of the Sub-fund are attained by investing in companies that score positively on SDG 1 (No poverty), SDG 2 (Zero hunger), SDG 3 (Good health and well-being), SDG 4 (Quality education), SDG 5 (Gender equality), SDG 6 (Clear water and sanitation), SDG 7 (Affordable and clean energy), SDG 8 (Decent work and economic growth), SDG 9 (Industry, innovation and infrastructure), SDG 10 (Reduced inequalities), SDG 11 (Sustainable cities and communities), SDG 16 (Peace, justice and strong institutions) and SDG 17 (Partnerships for the goals), in Robeco's SDG Framework. While the sum of socially sustainable investments and sustainable investments with an environmental objective always adds up to the Sub-fund's minimum proportion of sustainable investments, we do not commit to a minimum share of socially sustainable investments because the Sub-fund's investment strategy does not have a specific socially sustainable investment objective. Therefore, the minimum share of socially sustainable investments is 0%.



What investments are included under "#2 Other", what is their purpose and are there any minimum environmental or social safeguards?

The type of instruments included under "#2 Other" and their purpose are outlined in Annex I of this Prospectus under the header 'Financial instruments and investment restrictions'. They include cash, cash equivalents, as well as investment funds and eligible asset classes (other than bonds and equities) that do not specifically promote E/S characteristics. As indicated above, the Sub-fund does not make use of derivatives to attain the environmental or social characteristics promoted. The Sub-fund may make use of derivatives, which thus always fall under the category "#2 Other", for hedging, liquidity management and efficient portfolio management as well as investment purposes. Exchange traded and over-the-counter derivatives are permitted, including but not limited to futures, swaps, options and currency forwards. In case the Sub-fund uses derivatives, the underlying shall comply with the investment policy. Where relevant, minimum environmental or social safeguards are taken into account, by, for example, applying Robeco's Exclusion Policy for any single security derivative.



Is a specific index designated as a reference benchmark to determine whether this financial product is aligned with the environmental and/or social characteristics that it promotes?

Not applicable.

Reference benchmarks are indexes to measure whether the financial product attains the environmental or social characteristics that they promote.



Where can I find more product specific information online?

More product-specific information can be found on the website:

<https://www.robeco.com/en-int/products/funds/>

- Robeco's PAI Statement can be accessed via the following link:
<https://www.robeco.com/files/docm/docu-principal-adverse-impact-statement-summary-entity-level.pdf>
- Robeco's Good Governance test can be accessed via the following link:
<https://www.robeco.com/files/docm/docu-robeco-good-governance-policy.pdf>
- Robeco's SDG framework
<https://www.robeco.com/docm/docu-robeco-explanation-sdg-framework.pdf>
- Robeco's sustainability risk policy
<https://www.robeco.com/files/docm/docu-robeco-sustainability-risk-policy.pdf>

aa) Robeco Emerging Markets Ex China Equities

Pre-contractual disclosure for the financial products referred to in Article 8, paragraphs 1, 2 and 2a, of Regulation (EU) 2019/2088 and Article 6, first paragraph, of Regulation (EU) 2020/852

Product name: Robeco Emerging Markets Ex China Equities

Legal entity identifier: 213800CM8YS7HH6MXS55

Environmental and/or social characteristics

Does this financial product have a sustainable investment objective?

Yes

No

It will make a minimum of **sustainable investments with an environmental objective: ___%**

in economic activities that qualify as environmentally sustainable under the EU Taxonomy

in economic activities that do not qualify as environmentally sustainable under the EU Taxonomy

It will make a minimum of **sustainable investments with a social objective: ___%**

It promotes **Environmental/Social (E/S) characteristics** and while it does not have as its objective a sustainable investment, it will have a minimum proportion of 35% of sustainable investments

with an environmental objective in economic activities that qualify as environmentally sustainable under the EU Taxonomy

with an environmental objective in economic activities that do not qualify as environmentally sustainable under the EU Taxonomy

with a social objective

It promotes E/S characteristics, but **will not make any sustainable investments**

Sustainable investment means an investment in an economic activity that contributes to an environmental or social objective, provided that the investment does not significantly harm any environmental or social objective and that the investee companies follow good governance practices.

The **EU Taxonomy** is a classification system laid down in Regulation (EU) 2020/852, establishing a list of **environmentally sustainable economic activities**. That Regulation does not include a list of socially sustainable economic activities. Sustainable investments with an environmental objective might be aligned with the Taxonomy or not.



Sustainability indicators measure how the environmental or social characteristics promoted by the financial product are attained.

What environmental and/or social characteristics are promoted by this financial product?

The Sub-fund has the following E/S characteristics:

1. The Sub-fund promotes certain minimum environmental and social safeguards through applying exclusion criteria with regards to products and business practices that Robeco believes are detrimental to society and incompatible with sustainable investment strategies, such as exposure to controversial behaviour, controversial weapons, and fossil fuels.
2. The Sub-fund promotes adherence to and conducting business activities in accordance with the United Nations Universal Declaration of Human Rights, the International Labor Organization's (ILO) labor standards, the United Nations Guiding Principles for Business and Human Rights (UNGPs), the United Nations Global Compact (UNGC) and the OECD Guidelines for Multinational Enterprises, by scrutinizing companies that violate these principles.
3. The Sub-fund promotes good governance and sustainable corporate practices through proxy voting, which contributes to long-term shareholder value creation. This includes taking an active stance on social and environmental topics through Robeco's proxy voting policy.
4. The Sub-fund limits investing in companies with an elevated sustainability risk based on ESG risk scores whereas all such investments require separate approval of a dedicated committee that oversees that all investments are substantiated and eligible based on a fundamental review on the sustainability risk.

There is no reference benchmark designated for the purpose of attaining the environmental or social characteristics promoted by the Sub-fund.

What sustainability indicators are used to measure the attainment of each of the environmental or social characteristics promoted by this financial product?

The Sub-fund has the following sustainability indicators:

1. The % of investments in securities that are on Robeco's Exclusion list as result of the application of Robeco's Exclusion Policy.
2. The number of companies that are in violation of the ILO standards, UNGPs, UNGC or OECD Guidelines for Multinational Enterprises and hence are a part of the Enhanced Engagement program.
3. The number of holdings and agenda items voted.
4. The % of holdings with an elevated sustainability risk profile.

What are the objectives of the sustainable investments that the financial product partially intends to make and how does the sustainable investment contribute to such objectives?

The sustainable investments aim to contribute to the UN Sustainable Development Goals ("SDGs"), that have both social and environmental objectives. These are 17 goals that are globally recognised and include environmental goals such as climate action, clean water, life on land and water and social goals such as zero hunger, gender equality, education, etc. Robeco has developed a proprietary framework based on the UN SDGs through which an issuer's contribution to such SDGs is determined through a 3-step process. This process starts with a sector baseline on which a company's products are analysed to examine contribution to the society and environment. Further, the operational processes involved in creating such products is checked along with any controversies/litigation claims and remediation actions taken which are perused before a final SDG score is determined. The final score ranges between high negative (-3) to high positive (+3) and only those issuers which achieve positive SDG scores (+1, +2 and +3) are regarded as Sustainable Investments.

● ***How do the sustainable investments that the financial product partially intends to make, not cause significant harm to any environmental or social sustainable investment objective?***

The sustainable investments do no significant harm to any environmental or social sustainable investment objective by considering a principal adverse impact and aligning with the OECD Guidelines for Multinational Enterprises and the UN Guiding Principles on Business and Human Rights. In addition, sustainable investments score positively on Robeco's SDG Framework, and therefore do not cause significant harm.

How have the indicators for adverse impacts on sustainability factors been taken into account?

Mandatory principal adverse impact indicators are considered through Robeco's SDG Framework, either directly or indirectly, when identifying sustainable investments for the Sub-fund. In addition, voluntary environmental and social indicators are taken into account, depending on their relevance for measuring impacts on the SDGs and the availability of data. A detailed description of the incorporation of principal adverse impacts is available via Robeco's Principal Adverse Impact Statement published on the Robeco website (<https://www.robeco.com/files/docm/docu-principal-adverse-impact-statement-summary-entity-level.pdf>). In this statement, Robeco sets out its approach to identifying and prioritizing principal adverse impacts, and how principal adverse impacts are considered as part of Robeco's investment due diligence process and procedures relating to research and analysis, exclusions and restrictions and/or voting and engagement. This description also explains how principal adverse impact indicators are considered by the SDG Framework.

How are the sustainable investments aligned with the OECD Guidelines for Multinational Enterprises and the UN Guiding Principles on Business and Human Rights? Details:

The sustainable investments are aligned with the OECD Guidelines for Multinational Enterprises and the UN Guiding Principles on Business and Human Rights via both Robeco's Exclusion Policy and Robeco's SDG Framework.

Robeco's Exclusion Policy includes an explanation of how Robeco acts in accordance with the International Labor Organization (ILO) standards, United Nations Guiding Principles (UNGPs), United Nations Global Compact (UNGC) Principles and the Organization for Economic Co-operation and Development (OECD) Guidelines for Multinational Enterprises and is guided by these international treaties to assess the behavior of companies. Robeco continuously screens its investments for breaches of these principles. In case of a breach, the company will be excluded or engaged with, and is not considered a sustainable investment.

Robeco's SDG Framework screens for breaches on these principles in the final step of the framework. In this step, Robeco checks whether the company concerned has been involved in any controversies. Involvement in any controversy will result in a negative SDG score for the company, meaning it is not a sustainable investment.

The EU Taxonomy sets out a "do not significant harm" principle by which Taxonomy-aligned investments should not significantly harm EU Taxonomy objectives and is accompanied by specific EU criteria.

The "do no significant harm" principle applies only to those investments underlying the financial product that take into account the EU criteria for environmentally sustainable economic activities. The investments underlying the remaining portion of this financial product do not take into account the EU criteria for environmentally sustainable economic activities.

Any other sustainable investments must also not significantly harm any environmental or social objectives.



Does this financial product consider principal adverse impacts on sustainability factors?

Yes, _____

The Sub-fund considers principal adverse impacts on sustainability factors as referred to in Annex I of the SFDR Delegated Act.

Pre-investment, the following principal adverse impacts on sustainability factors are considered:

- Via the applied normative and activity-based exclusions, the following PAIs are considered:
 - Exposure to companies active in the fossil fuel sector (PAI 4, Table 1)
 - Violations of the UN Global Compact Principles and Organisation for Economic Cooperation and Development (OECD) Guidelines for Multinational Enterprises (PAI 10, Table 1)
 - Activities negatively affecting biodiversity-sensitive areas (PAI 7, Table 1). The consideration of this PAI is currently restricted to applying exclusions to palm oil producing companies and for any breaches to the UNGC, UNGP and OECD Guidelines for Multinational Enterprises in relation to biodiversity.
 - Exposure to controversial weapons (anti-personnel mines, cluster munitions, chemical weapons (PAI 14, Table 1)
- Via the ESG integration process, as part of the investment due diligence policies and procedures, the following PAIs are considered:
 - All indicators related to GHG emissions, as part of the required Climate Risk analysis (PAI 1-6, Table 1, PAI 4, Table 2)
 - Biodiversity, water and waste indicators (PAI 7-9, Table 1)
 - Board gender diversity (PAI 13, Table 1)

Post-investment, the following principal adverse impacts on sustainability factors are taken into account:

- Via the application of the voting policy, the following PAIs are considered:
 - All indicators related to GHG emissions (PAI 1-6, Table 1)
 - Indicators related to social and employee matters (PAI 10-13, Table 1; PAI 5-8, Table 3)

Principal adverse impacts are the most significant negative impacts of investment decisions on sustainability factors relating to environmental, social and employee matters, respect for human rights, anti-corruption and anti-bribery matters.

- Via Robeco's entity engagement program, the following PAIs are considered:
 - All indicators related to Climate and other environment-related indicators (PAI 1-9, Table 1)
 - Violations of the UN Global Compact Principles and Organisation for Economic Cooperation and Development (OECD) Guidelines for Multinational Enterprises (PAI 10, Table 1). On an ongoing basis, the investment universe is scanned for controversial behavior in relation to the aforementioned principles and guidelines.
 - In addition, based on a yearly review of Robeco's performance on all mandatory and selected voluntary indicators, holdings of the Sub-fund that cause adverse impact might be selected for engagement.

More information is available via Robeco's Principal Adverse Impact Statement, published on Robeco's website. The Sub-fund will periodically report how it has considered the principal adverse impacts of its investments in the Company's annual report, which will be made available each year on or before 30 April at the Sub-fund page highlighted in final section of this document.

No



What investment strategy does this financial product follow?

Robeco Emerging Markets ex China Equities is an actively managed fund that invests in stocks in emerging countries across the world with the exception of China. The selection of these stocks is based on fundamental analysis as described in the Investment policy strategy paragraph in Appendix I of this Prospectus. The strategy integrates sustainability indicators on a continuous basis as part of the stock selection process. Amongst others, the Sub-fund applies norms-based and activity-based exclusions, Robeco's good governance policy, Robeco's SDG framework and considers Principal Adverse Impacts in the investment process. More product-specific information can be found on our website and the links provided in the final question of this disclosure.

What are the binding elements of the investment strategy used to select the investments to attain each of the environmental or social characteristics promoted by this financial product?

The Sub-fund has the following binding elements:

1. The Sub-fund's portfolio complies with Robeco's Exclusion Policy (<https://www.robeco.com/files/docm/docu-exclusion-policy.pdf>), that is based on exclusion criteria with regards to products and business practices that Robeco believes are detrimental to society and incompatible with sustainable investment strategies. This means that the Sub-fund has 0% exposure to excluded securities, taking into account a grace period. Information with regards to the effects of the exclusions on the Sub-fund's universe can be found at <https://www.robeco.com/files/docm/docu-exclusion-list.pdf>.
2. The Sub-fund scrutinizes investment in companies that are in breach of the ILO standards, UNGPs, UNGC or OECD Guidelines for Multinational Enterprises. If a company in the portfolio breaches one of the international guidelines during the investment period, the company will become part of the Enhanced Engagement program.
3. All equity holdings have a granted right to vote and Robeco exerts that right by voting according to Robeco's Proxy Voting Policy, unless impediments occur (e.g. share blocking or when not considered cost efficient). Robeco's Proxy Voting Policy can be found at <https://www.robeco.com/files/docm/docu-robeco-stewardship-policy.pdf>.
4. Investments with an elevated sustainability risk are defined by Robeco as companies with an ESG Risk Rating of 40 and higher (the ESG Risk Rating is explained in the sustainability risk policy which

The investment strategy guides investment decisions based on factors such as investment objectives and risk tolerance.

can be accessed via <https://www.robeco.com/files/docm/docu-robeco-sustainability-risk-policy.pdf>). The Sub-fund is limited to a maximum exposure of 10% to investments with an elevated sustainability risk, based on the market weight in the portfolio taking into account regional differences and benchmark. Each investment with an ESG Risk rating of higher than 40 requires separate approval by a dedicated committee of sustainable investment specialists, compliance and risk management that oversees the bottom-up sustainability analysis.

● **What is the committed minimum rate to reduce the scope of the investments considered prior to the application of that investment strategy?**

The Sub-fund does not commit to a minimum rate to reduce the scope of investments prior to the application of the investment strategy.

● **What is the policy to assess good governance practices of the investee companies?**

Robeco has a Good Governance policy to assess governance practices of companies. The policy describes how Robeco determines if and when a company does not follow good governance practices and is therefore excluded from the initial investment universe for Article 8 and 9 products. Robeco's Good Governance policy applies to the Sub-fund and tests on a set of governance criteria that reflect widely recognized industry established norms and include topics as employee relations, management structure, tax compliance and remuneration.

The Good Governance test consists of criteria on such topics that are examined for investee companies and further explained in Robeco's Good Governance policy <https://www.robeco.com/files/docm/docu-robeco-good-governance-policy.pdf>. Additionally, the companies that do not pass the good governance test are reflected in the exclusion list that can be accessed here - <https://www.robeco.com/files/docm/docu-exclusion-list.pdf>.

What is the asset allocation planned for this financial product?

At least 90% of the investments are aligned with the E/S characteristics of the Sub-fund. The Sub-fund plans to make a minimum of 35% sustainable investments, measured by positive scores via Robeco's SDG Framework. The investments in the category Other, estimated between 0-10%, are mostly in cash, cash equivalents and derivatives as further described below. The planned asset allocation is monitored continuously, and evaluated on a yearly basis.

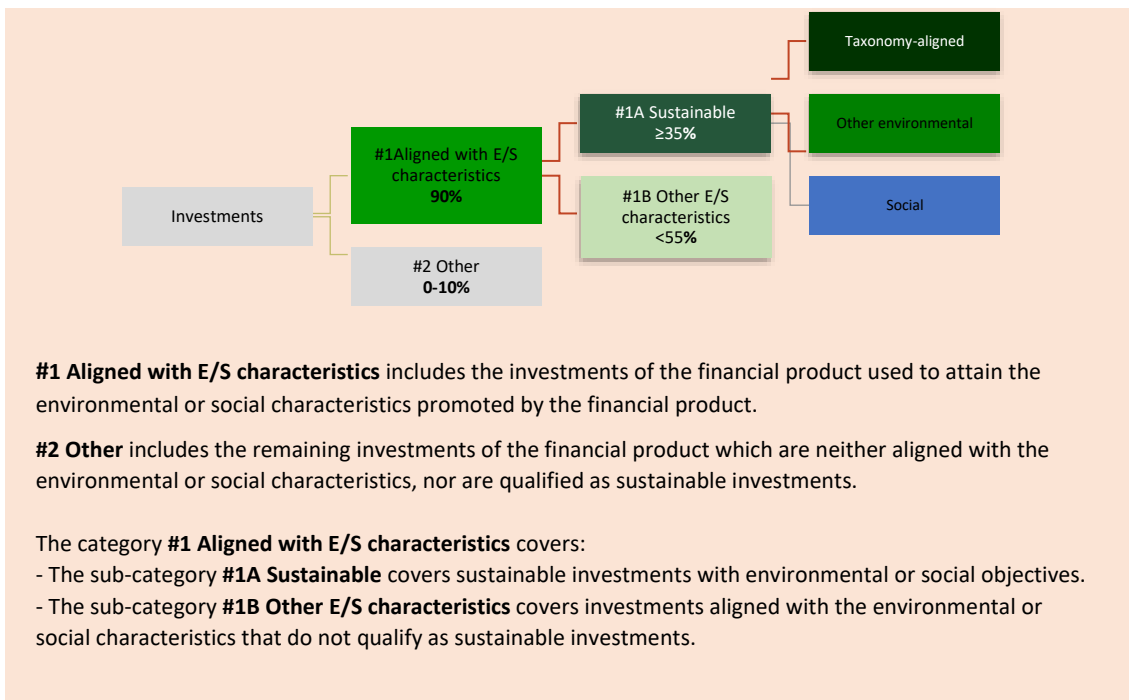
Good governance practices include sound management structures, employee relations, remuneration of staff and tax compliance.



Asset allocation describes the share of investments in specific assets.

Taxonomy-aligned activities are expressed as a share of:

- **turnover** reflecting the share of revenue from green activities of investee companies
- **capital expenditure** (CapEx) showing the green investments made by investee companies, e.g. for a transition to a green economy.
- **operational expenditure** (OpEx) reflecting green operational activities of investee companies.



How does the use of derivatives attain the environmental or social characteristics promoted by the financial product?

The Sub-fund does not make use of derivatives to attain the environmental or social characteristics promoted by the financial product. The Sub-fund may make use of derivatives for hedging, liquidity management and efficient portfolio management as well as investment purposes. Exchange traded and over-the-counter derivatives are permitted, including but not limited to futures, swaps, options and currency forwards. Whilst the Sub-fund may use derivatives both for investment purposes as well as for hedging and efficient portfolio management, it does not utilize derivatives for such purposes outside the intended share of investments allocated to the 'Other' category.

In case the Sub-fund uses derivatives, the underlying shall comply with the investment policy. Where relevant, minimum environmental or social safeguards are taken into account as described below.



To what minimum extent are sustainable investments with an environmental objective aligned with the EU Taxonomy?

0%. The Sub-fund does not intend to make Taxonomy-aligned investments. It cannot be excluded that among the Sub-fund's holdings certain investments are Taxonomy aligned. The Sub-fund will report on Taxonomy-aligned investment in the periodic disclosures. In the future, once data-availability in relation to the EU Taxonomy will improve, Robeco might consider setting a target based on turnover or CAPEX. Robeco currently relies on third-party data, including data in relation to companies that do not disclose on the EU Taxonomy alignment of their activities. EU Taxonomy-alignment data is not yet subject to a review by third parties. The Sub-fund only makes investments in equity and therefore it does not have sovereign exposures. The expected level of alignment with and without sovereign bonds is the same.

To comply with the EU Taxonomy, the criteria for **fossil gas** include limitations on emissions and switching to renewable power or low-carbon fuels by the end of 2035. For **nuclear energy**, the criteria include comprehensive safety and waste management rules.

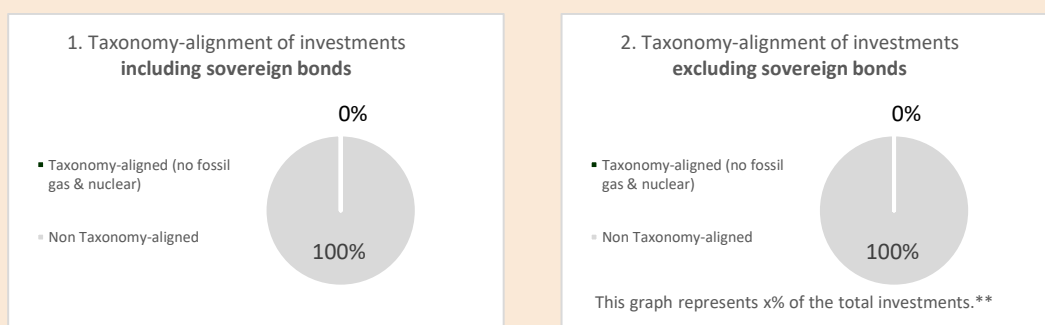
Enabling activities directly enable other activities to make a substantial contribution to an environmental objective.

Transitional activities are activities for which low-carbon alternatives are not yet available and among others have greenhouse gas emission levels corresponding to the best performance.

● **Does the financial product invest in fossil gas and/or nuclear energy related activities that comply with the EU Taxonomy?²⁹**

- Yes
 - In fossil gas
 - In nuclear energy
- No

The two graphs below show in green the minimum percentage of investments that are aligned with the EU Taxonomy. As there is no appropriate methodology to determine the Taxonomy-alignment of sovereign bonds, the first graph shows the Taxonomy alignment in relation to all the investments of the financial product including sovereign bonds, while the second graph shows the Taxonomy alignment only in relation to the investments of the financial product other than sovereign bonds.*



* For the purpose of these graphs, 'sovereign bonds' consist of all sovereign exposures
 ** As the investments are not Taxonomy-aligned, the exclusion of sovereign bonds has no impact on the graph and therefore no such percentage is shown here.

● **What is the minimum share of investments in transitional and enabling activities?**

0%. Enabling activities directly enable other activities to make a substantial contribution to an environmental objective. Transitional activities are activities for which low-carbon alternatives are not yet available and among others have greenhouse gas emission levels corresponding to the best performance.



What is the minimum share of sustainable investments with an environmental objective that are not aligned with the EU Taxonomy?

The Sub-fund intends to make sustainable investments, measured as positive scores via Robeco's SDG Framework. Among those could be investments with environmental objectives that do not qualify as Taxonomy-aligned. The environmental objectives of the Sub-fund are attained by investing in companies that score positively on SDG 12 (Responsible consumption and production), SDG 13 (Climate action), SDG 14 (Life below water), and SDG 15 (Life on land) in Robeco's SDG Framework. While the sum of sustainable investments with an environmental objective and socially sustainable investments always adds up to the Sub-fund's minimum proportion of 35% sustainable investments, we do not commit to a minimum share of sustainable investments with an environmental objective because the Sub-fund's investment strategy does not have a specific environmental investment objective. Therefore, the minimum share of sustainable investments with an environmental objective is 0%.

²⁹ Fossil gas and/or nuclear related activities will only comply with the EU Taxonomy where they contribute to limiting climate change ("climate change mitigation") and do not significantly harm any EU Taxonomy objective - see explanatory note in the left hand margin. The full criteria for fossil gas and nuclear energy economic activities that comply with the EU Taxonomy are laid down in Commission Delegated Regulation (EU) 2022/1214.

 are sustainable investments with an environmental objective that **do not take into account the criteria** for environmentally sustainable economic activities under the EU Taxonomy.



What is the minimum share of socially sustainable investments?

The Sub-fund intends to make sustainable investments, measured as positive scores via Robeco's SDG Framework. Among those could be investments with social objectives. The social objectives of the Sub-fund are attained by investing in companies that score positively on SDG 1 (No poverty), SDG 2 (Zero hunger), SDG 3 (Good health and well-being), SDG 4 (Quality education), SDG 5 (Gender equality), SDG 6 (Clear water and sanitation), SDG 7 (Affordable and clean energy), SDG 8 (Decent work and economic growth), SDG 9 (Industry, innovation and infrastructure), SDG 10 (Reduced inequalities), SDG 11 (Sustainable cities and communities), SDG 16 (Peace, justice and strong institutions) and SDG 17 (Partnerships for the goals), in Robeco's SDG Framework. While the sum of socially sustainable investments and sustainable investments with an environmental objective always adds up to the Sub-fund's minimum proportion of sustainable investments, we do not commit to a minimum share of socially sustainable investments because the Sub-fund's investment strategy does not have a specific socially sustainable investment objective. Therefore, the minimum share of socially sustainable investments is 0%.



What investments are included under "#2 Other", what is their purpose and are there any minimum environmental or social safeguards?

The type of instruments included under "#2 Other" and their purpose are outlined in Annex I of this Prospectus under the header 'Financial instruments and investment restrictions'. They include cash, cash equivalents, as well as investment funds and eligible asset classes (other than bonds and equities) that do not specifically promote E/S characteristics. As indicated above, the Sub-fund does not make use of derivatives to attain the environmental or social characteristics promoted. The Sub-fund may make use of derivatives, which thus always fall under the category "#2 Other", for hedging, liquidity management and efficient portfolio management as well as investment purposes. Exchange traded and over-the-counter derivatives are permitted, including but not limited to futures, swaps, options and currency forwards. In case the Sub-fund uses derivatives, the underlying shall comply with the investment policy. Where relevant, minimum environmental or social safeguards are taken into account, by, for example, applying Robeco's Exclusion Policy for any single security derivative.



Is a specific index designated as a reference benchmark to determine whether this financial product is aligned with the environmental and/or social characteristics that it promotes?

Not applicable.

Reference benchmarks are indexes to measure whether the financial product attains the environmental or social characteristics that they promote.



Where can I find more product specific information online?

More product-specific information can be found on the website:

<https://www.robeco.com/en-int/products/funds/>

- Robeco's PAI Statement can be accessed via the following link:
<https://www.robeco.com/files/docm/docu-principal-adverse-impact-statement-summary-entity-level.pdf>
- Robeco's Good Governance test can be accessed via the following link:
<https://www.robeco.com/files/docm/docu-robeco-good-governance-policy.pdf>
- Robeco's SDG framework
<https://www.robeco.com/docm/docu-robeco-explanation-sdg-framework.pdf>
- Robeco's sustainability risk policy
<https://www.robeco.com/files/docm/docu-robeco-sustainability-risk-policy.pdf>

bb) Robeco Emerging Markets SDG Equities

Pre-contractual disclosure for the financial products referred to in Article 9, paragraphs 1 to 4a, of Regulation (EU) 2019/2088 and Article 5, first paragraph, of Regulation (EU) 2020/852

Product name: Robeco Emerging Markets SDG Equities

Legal entity identifier: N/A

Sustainable investment objective

Does this financial product have a sustainable investment objective?



Yes



No

It will make a minimum of **sustainable investments with an environmental objective: 1%**

in economic activities that qualify as environmentally sustainable under the EU Taxonomy

in economic activities that do not qualify as environmentally sustainable under the EU Taxonomy

It will make a minimum of **sustainable investments with a social objective: 50%**

It **promotes Environmental/Social (E/S) characteristics** and while it does not have as its objective a sustainable investment, it will have a minimum proportion of ___% of sustainable investments

with an environmental objective in economic activities that qualify as environmentally sustainable under the EU Taxonomy

with an environmental objective in economic activities that do not qualify as environmentally sustainable under the EU Taxonomy

with a social objective

It promotes E/S characteristics, but **will not make any sustainable investments**

Sustainable investment means an investment in an economic activity that contributes to an environmental or social objective, provided that the investment does not significantly harm any environmental or social objective and that the investee companies follow good governance practices.

The **EU Taxonomy** is a classification system laid down in Regulation (EU) 2020/852, establishing a list of **environmentally sustainable economic activities**. That Regulation does not include a list of socially sustainable economic activities. Sustainable investments with an environmental objective might be aligned with the Taxonomy or not.



What is the sustainable investment objective of this financial product?

The Sub-fund's sustainable investment objective is to advance the United Nations Sustainable Development Goals (UN SDGs) by investing in companies whose business models and operational practices are aligned with targets defined by the 17 UN SDGs.

Sub-fund does not have a carbon-reduction objective and there is no reference benchmark designated for the purpose of attaining the sustainable objective promoted by the Sub-fund.

Sustainability indicators measure how the sustainable objectives of this financial product are attained.

● ***What sustainability indicators are used to measure the attainment of the sustainable investment objective of this financial product?***

The Sub-fund has the following sustainability indicators:

1. The number of companies with a low, medium or high positive SDG score based on the internally developed SDG Framework.
2. The % of investments in securities that are on Robeco's Exclusion list as result of the application of Robeco's Exclusion Policy.
3. The % of holdings that are in violation of the ILO standards, UNGPs, UNGC or OECD Guidelines for Multinational Enterprises.
4. The number of holdings and agenda items voted.

● ***How do sustainable investments not cause significant harm to any environmental or social sustainable investment objective?***

The sustainable investments do no significant harm to any environmental or social sustainable investment objective by considering a principal adverse impact and aligning with the OECD Guidelines for Multinational Enterprises and the UN Guiding Principles on Business and Human Rights. In addition, sustainable investments score positively on Robeco's SDG Framework, and therefore do not cause significant harm.

How have the indicators for adverse impacts on sustainability factors been taken into account?

Mandatory principal adverse impact indicators are considered through Robeco's SDG Framework, either directly or indirectly, when identifying sustainable investments for the Sub-fund. In addition, voluntary environmental and social indicators are taken into account, depending on their relevance for measuring impacts on the SDGs and the availability of data. A detailed description of the incorporation of principal adverse impacts is available via Robeco's Principal Adverse Impact Statement published on the Robeco website (<https://www.robeco.com/files/docm/docu-principal-adverse-impact-statement-summary-entity-level.pdf>). In this statement, Robeco sets out its approach to identifying and prioritizing principal adverse impacts, and how principal adverse impacts are considered as part of Robeco's investment due diligence process and procedures relating to research and analysis, exclusions and restrictions and/or voting and engagement. This description also explains how principal adverse impact indicators are considered by the SDG Framework.

How are the sustainable investments aligned with the OECD Guidelines for Multinational Enterprises and the UN Guiding Principles on Business and Human Rights?

The sustainable investments are aligned with the OECD Guidelines for Multinational Enterprises and the UN Guiding Principles on Business and Human Rights via both Robeco's Exclusion Policy and Robeco's SDG Framework.



Does this financial product consider principal adverse impacts on sustainability factors?

Yes, _____

The Sub-fund considers principal adverse impacts on sustainability factors as referred to in Annex I of the SFDR Delegated Act.

Pre-investment, Robeco's SDG Framework assesses companies' positive and negative contributions to the Sustainable Development Goals (SDGs). Robeco's SDG Framework directly and/or indirectly screens companies on many of the topics considered by the PAI indicators.

Post-investment, the following principal adverse impacts on sustainability factors are taken into account:

- Via the application of the voting policy, the following PAIs are considered:
 - All indicators related to GHG emissions (PAI 1-6, Table 1)
 - Indicators related to social and employee matters (PAI 10-13, Table 1; PAI 5-8, Table 3)
- Via Robeco's entity engagement program, the following PAIs are considered:
 - All indicators related to Climate and other environment-related indicators (PAI 1-9, Table 1)
 - Violations of the UN Global Compact Principles and Organisation for Economic Cooperation and Development (OECD) Guidelines for Multinational Enterprises (PAI 10, Table 1). On an ongoing basis, the investment universe is scanned for controversial behavior in relation to the aforementioned principles and guidelines.
 - In addition, based on a yearly review of Robeco's performance on all mandatory and selected voluntary indicators, holdings of the Sub-fund that cause adverse impact might be selected for engagement.

More information is available via Robeco's Principal Adverse Impact Statement, published on Robeco's website. The Sub-fund will periodically report how it has considered the principal adverse impacts of its investments in the Company's annual report, which will be made available each year on or before 30 April at the Sub-fund page highlighted in final section of this document.

No



What investment strategy does this financial product follow?

Robeco Emerging Markets SDG Equities is an actively managed fund that invests in emerging markets companies that take action to advance the UN Sustainable Development Goals. The selection of these stocks is based on fundamental analysis as described in the Investment policy strategy paragraph in Appendix I of this Prospectus. The strategy integrates sustainability indicators on a continuous basis as part of the stock selection process. Amongst others, the Sub-fund applies norms-based and activity-based exclusions, Robeco's good governance policy, Robeco's SDG framework and considers Principal Adverse Impacts in the investment process. More product-specific information can be found on our website and the links provided in the final question of this disclosure.

Principal adverse impacts are the most significant negative impacts of investment decisions on sustainability factors relating to environmental, social and employee matters, respect for human rights, anti-corruption and anti-bribery matters.

The investment strategy guides investment decisions based on factors such as investment objectives and risk tolerance.

What are the binding elements of the investment strategy used to select the investments to attain the sustainable investment objective?

The Sub-fund has the following binding elements:

1. The Sub-fund solely invests in companies with a positive SDG score.
2. The Sub-fund's portfolio complies with Robeco's Exclusion Policy (<https://www.robeco.com/files/docm/docu-exclusion-policy.pdf>), excluding investments in companies that are exposed to controversial behavior and controversial products. This means that the Sub-fund has 0% exposure to excluded securities, taking into account a grace period. Information with regards to the effects of the exclusions on the Sub-fund's universe can be found at <https://www.robeco.com/files/docm/docu-exclusion-list.pdf>.
3. The Sub-fund avoids investment in companies that are in breach of the ILO standards, UNGPs, UNGC or OECD Guidelines for Multinational Enterprises. Companies that breach the international norms will be excluded from the investment universe.
4. All equity holdings have a granted right to vote and Robeco exerts that right by voting according to Robeco's Proxy Voting Policy, unless impediments occur (e.g. share blocking or when not considered cost efficient). Robeco's Proxy Voting Policy can be found at <https://www.robeco.com/files/docm/docu-robeco-stewardship-policy.pdf>.

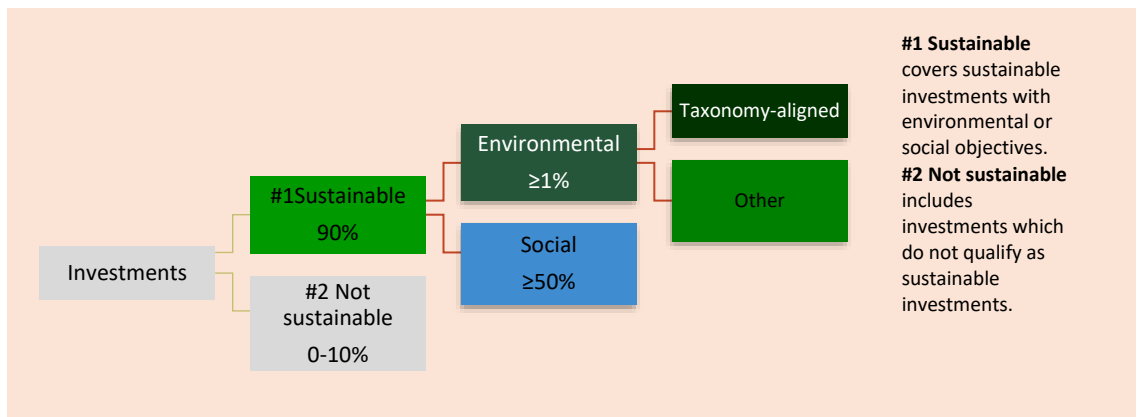
What is the policy to assess good governance practices of the investee companies?

Robeco has a Good Governance policy to assess governance practices of companies. The policy describes how Robeco determines if and when a company does not follow good governance practices and is therefore excluded from the initial investment universe for Article 8 and 9 products. Robeco's Good Governance policy applies to the Sub-fund and tests on a set of governance criteria that reflect widely recognized industry established norms and include topics as employee relations, management structure, tax compliance and remuneration.

The Good Governance test consists of criteria on such topics that are examined for investee companies and further explained in Robeco's Good Governance policy <https://www.robeco.com/files/docm/docu-robeco-good-governance-policy.pdf>. Additionally, the companies that do not pass the good governance test are reflected in the exclusion list that can be accessed here - <https://www.robeco.com/files/docm/docu-exclusion-list.pdf>.

What is the asset allocation and the minimum share of sustainable investments?

The Sub-fund plans to make a minimum of 90% sustainable investments, measured by positive scores via Robeco's SDG Framework. The investments in the category non-sustainable, estimated between 0-10%, are in cash and cash equivalents. The planned asset allocation is monitored continuously, and evaluated on a yearly basis.



#1 Sustainable covers sustainable investments with environmental or social objectives.
#2 Not sustainable includes investments which do not qualify as sustainable investments.

Good governance practices include sound management structures, employee relations, remuneration of staff and tax compliance.



Asset allocation describes the share of investments in specific assets.
 Taxonomy-aligned activities are expressed as a share of:
 - **turnover** reflecting the share of revenue from green activities of investee companies

- **capital expenditure** (CapEx) showing the green investments made by investee companies, e.g. for a transition to a green economy.

- **operational expenditure** (OpEx) reflecting green operational activities of investee companies.

● **How does the use of derivatives attain the sustainable investment objective?**

The Sub-fund does not make use of derivatives to attain the sustainable objective promoted by the financial product. The Sub-fund may make use of derivatives for hedging and liquidity management. This includes the usage of derivatives to manage currency and market exposures in a cost-effective manner. To that purpose exchange traded and over-the-counter derivatives linked to equity indices and currencies are permitted.

In case the Sub-fund uses derivatives, the underlying shall comply with the investment policy. Where relevant, minimum environmental or social safeguards are taken into account.



● **To what minimum extent are sustainable investments with an environmental objective aligned with the EU Taxonomy?**

The Sub-fund does not intend to make Taxonomy-aligned investments. It cannot be excluded that among the Sub-fund's holdings certain investments are Taxonomy aligned. The Sub-fund will report on Taxonomy-aligned investment in the periodic disclosures, this will be done based on turnover. In the future, once data-availability in relation to the EU Taxonomy will improve, Robeco might consider setting a target based on turnover or CAPEX. Robeco currently relies on third-party data in relation to the EU Taxonomy, including data in relation to companies that do not disclose on the EU Taxonomy alignment of their activities. EU Taxonomy-alignment data is not yet subject to a review by third parties. The Sub-fund only makes investments in equity and therefore it does not have sovereign exposures. The expected level of alignment with and without sovereign bonds is the same.

To comply with the EU Taxonomy, the criteria for **fossil gas** include limitations on emissions and switching to fully renewable power or low-carbon fuels by the end of 2035. For **nuclear energy**, the criteria include comprehensive safety and waste management rules.

● **Does the financial product invest in fossil gas and/or nuclear energy related activities that comply with the EU Taxonomy³⁰?**

Yes:

Enabling activities directly

³⁰ Fossil gas and/or nuclear related activities will only comply with the EU Taxonomy where they contribute to limiting climate change ("climate change mitigation") and do not significantly harm any EU Taxonomy objective - see explanatory note in the left hand margin. The full criteria for fossil gas and nuclear energy economic activities that comply with the EU Taxonomy are laid down in Commission Delegated Regulation (EU) 2022/1214.

enable other activities to make a substantial contribution to an environmental objective.

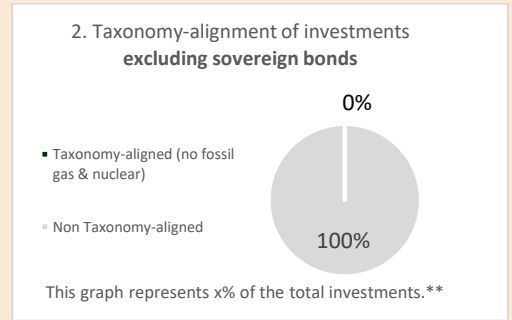
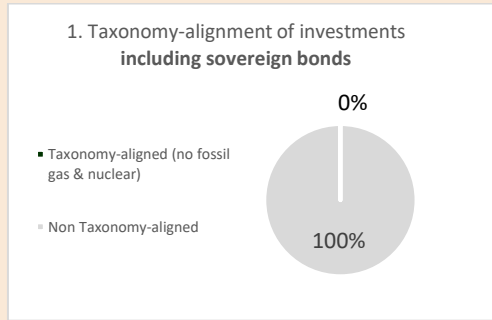
Transitional activities are activities for which low-carbon alternatives are not yet available and among others have greenhouse gas emission levels corresponding to the best performance.

In fossil gas

In nuclear energy

No

The two graphs below show in green the minimum percentage of investments that are aligned with the EU Taxonomy. As there is no appropriate methodology to determine the Taxonomy-alignment of sovereign bonds, the first graph shows the Taxonomy alignment in relation to all the investments of the financial product including sovereign bonds, while the second graph shows the Taxonomy alignment only in relation to the investments of the financial product other than sovereign bonds.*



* For the purpose of these graphs, 'sovereign bonds' consist of all sovereign exposures

** As the investments are not Taxonomy-aligned, the exclusion of sovereign bonds has no impact on the graph and therefore no such percentage is shown here.

What is the minimum share of investments in transitional and enabling activities?

0%.



What is the minimum share of sustainable investments with an environmental objective that are not aligned with the EU Taxonomy?

The Sub-fund makes sustainable investments with environmental objectives that do not qualify as Taxonomy-aligned. Given the Sub-fund's investment strategy and the specific environmental investment objective, the Sub-fund commits to a minimum share of sustainable investments of 1% with an environmental objective. The environmental objectives of the Sub-fund are attained by investing in companies, in line with a low carbon scenario stipulated by the Paris-aligned benchmark methodology.

In addition, the Sub-fund intends to make sustainable investments off-benchmark, measured as positive scores via Robeco's SDG Framework. Among those could be sustainable investments with environmental objectives which are companies that score positively on SDG 12 (Responsible consumption and production), SDG 13 (Climate action), SDG 14 (Life below water), and SDG 15 (Life on land) in Robeco's SDG Framework.

The sum of sustainable investments with an environmental objective and socially sustainable investments will always add up to the Sub-fund's minimum proportion of 90% sustainable investments.

 are sustainable investments with an environmental objective that **do not take into account the criteria**



What is the minimum share of sustainable investments with a social objective?

Within the off-benchmark holdings (i.e. holdings that are not part of the Paris-Aligned Benchmark), the Sub-fund intends to make sustainable investments with a social objective. Given the Sub-fund's investment strategy and the specific social investment objective, the Sub-fund commits to a minimum

for environmentally sustainable economic activities under the EU Taxonomy.

share of sustainable investments of 50% with a social objective, measured by off-benchmark holdings that have a positive score via Robeco's SDG Framework. The social objectives of the Sub-fund are attained by investing in companies that score positively on SDG 1 (No poverty), SDG 2 (Zero hunger), SDG 3 (Good health and well-being), SDG 4 (Quality education), SDG 5 (Gender equality), SDG 6 (Clear water and sanitation), SDG 7 (Affordable and clean energy), SDG 8 (Decent work and economic growth), SDG 9 (Industry, innovation and infrastructure), SDG 10 (Reduced inequalities), SDG 11 (Sustainable cities and communities), SDG 16 (Peace, justice and strong institutions) and SDG 17 (Partnerships for the goals), in Robeco's SDG Framework.

The sum of socially sustainable investments and sustainable investments with an environmental objective will always add up to the Sub-fund's minimum proportion of 90% sustainable investments.



What investments are included under "#2 Not sustainable", what is their purpose and are there any minimum environmental or social safeguards?

The type of instruments included under "#2 Not Sustainable" and their purpose are outlined in Annex I of this Prospectus under the header 'Financial instruments and investment restrictions'. They include cash, cash equivalents, as well as investment funds and eligible asset classes (other than bonds and equities) that do not specifically promote E/S characteristics. As indicated above, the Sub-fund does not make use of derivatives to attain its sustainable objective. The Sub-fund may make use of derivatives for hedging and liquidity management. This includes the usage of derivatives to manage currency and market exposures in a cost-effective manner. For the management of currency exposure FX Forwards are allowed. The exchange traded derivatives linked to equity indices, such as equity index futures covering the market universe, are permitted for cash equitization. In case the Sub-fund uses such index market derivatives, these shall be temporary positions as defined by the investment restrictions. Where relevant, minimum environmental or social safeguards are taken into account by monitoring and performing suitability tests on index futures constituents following Robeco's Exclusion Policy.



Is a specific index designated as a reference benchmark to meet the sustainable investment objective?

Not applicable.

Reference benchmarks are indexes to measure whether the financial product attains the sustainable investment objective.



Where can I find more product specific information online?

More product-specific information can be found on the website:

<https://www.robeco.com/en-int/products/funds/>

- Robeco's PAI Statement can be accessed via the following link:
<https://www.robeco.com/files/docm/docu-principal-adverse-impact-statement-summary-entity-level.pdf>
- Robeco's Good Governance test can be accessed via the following link:
<https://www.robeco.com/files/docm/docu-robeco-good-governance-policy.pdf>
- Robeco's SDG framework
<https://www.robeco.com/docm/docu-robeco-explanation-sdg-framework.pdf>

- Robeco's sustainability risk policy
<https://www.robeco.com/files/docm/docu-robeco-sustainability-risk-policy.pdf>

cc) Robeco Emerging Markets SDG Engagement Equities

Pre-contractual disclosure for the financial products referred to in Article 8, paragraphs 1, 2 and 2a, of Regulation (EU) 2019/2088 and Article 6, first paragraph, of Regulation (EU) 2020/852

Product name: Robeco Emerging Markets SDG Engagement Equities

Legal entity identifier: N/A

Environmental and/or social characteristics

Does this financial product have a sustainable investment objective?

Yes

No

It will make a minimum of **sustainable investments with an environmental objective: ___%**

- in economic activities that qualify as environmentally sustainable under the EU Taxonomy
- in economic activities that do not qualify as environmentally sustainable under the EU Taxonomy

It will make a minimum of **sustainable investments with a social objective: ___%**

It **promotes Environmental/Social (E/S) characteristics** and while it does not have as its objective a sustainable investment, it will have a minimum proportion of 40% of sustainable investments

- with an environmental objective in economic activities that qualify as environmentally sustainable under the EU Taxonomy
- with an environmental objective in economic activities that do not qualify as environmentally sustainable under the EU Taxonomy
- with a social objective

It promotes E/S characteristics, but **will not make any sustainable investments**

Sustainable investment means an investment in an economic activity that contributes to an environmental or social objective, provided that the investment does not significantly harm any environmental or social objective and that the investee companies follow good governance practices.

The **EU Taxonomy** is a classification system laid down in Regulation (EU) 2020/852, establishing a list of **environmentally sustainable economic activities**. That Regulation does not include a list of socially sustainable economic activities. Sustainable investments with an environmental objective might be aligned with the Taxonomy or not.



What environmental and/or social characteristics are promoted by this financial product?

The Sub-fund has the following E/S characteristics:

1. The Sub-fund promotes investment in a portfolio that avoid significant harm, and aim to improve their contribution, to the Sustainable Development Goals (SDGs).
2. The Sub-fund promotes driving a clear and measurable improvement in a company's contribution to the United Nations Sustainable Development Goals (SDGs) over three to five years by performing engagement.
3. The Sub-fund promotes certain minimum environmental and social safeguards through applying exclusion criteria with regards to products and business practices that Robeco believes are detrimental to society and incompatible with sustainable investment strategies, such as exposure to controversial behaviour, controversial weapons, and fossil fuels.
4. The Sub-fund promotes adherence to and conducting business activities in accordance with the United Nations Universal Declaration of Human Rights, the International Labor Organization's (ILO) labor standards, the United Nations Guiding Principles for Business and Human Rights (UNGPs), the United Nations Global Compact (UNGC) and the OECD Guidelines for Multinational Enterprises, by scrutinizing companies that violate these principles.
5. The Sub-fund promotes good governance and sustainable corporate practices through proxy voting, which contributes to long-term shareholder value creation. This includes taking an active stance on social and environmental topics through Robeco's proxy voting policy.

There is no reference benchmark designated for the purpose of attaining the environmental or social characteristics promoted by the Sub-fund.

What sustainability indicators are used to measure the attainment of each of the environmental or social characteristics promoted by this financial product?

The Sub-fund has the following sustainability indicators:

1. The number of companies with a SDG score of -1, 0 (zero), +1 or +2 based on the internally developed SDG Framework.
2. The number of companies actively engaged.
3. The % of investments in securities that are on Robeco's Exclusion list as result of the application of Robeco's Exclusion Policy.
4. The % of holdings that are in violation of the ILO standards, UNGPs, UNGC or OECD Guidelines for Multinational Enterprises.
5. The number of holdings and agenda items voted.

What are the objectives of the sustainable investments that the financial product partially intends to make and how does the sustainable investment contribute to such objectives?

The sustainable investments aim to contribute to the UN Sustainable Development Goals ("SDGs"), that have both social and environmental objectives. These are 17 goals that are globally recognised and include environmental goals such as climate action, clean water, life on land and water and social goals such as zero hunger, gender equality, education, etc. Robeco has developed a proprietary framework based on the UN SDGs through which an issuer's contribution to such SDGs is determined through a 3-step process. This process starts with a sector baseline on which a company's products are analysed to examine contribution to the society and environment. Further, the operational processes involved in creating such products is checked along with any controversies/litigation claims and remediation actions taken which are perused before a final SDG score is determined. The final score ranges between high negative (-3) to high positive (+3) and only those issuers which achieve positive SDG scores (+1, +2 and +3) are regarded as Sustainable Investments.

Sustainability indicators measure how the environmental or social characteristics promoted by the financial product are attained.

● ***How do the sustainable investments that the financial product partially intends to make, not cause significant harm to any environmental or social sustainable investment objective?***

The sustainable investments do no significant harm to any environmental or social sustainable investment objective by considering a principal adverse impact and aligning with the OECD Guidelines for Multinational Enterprises and the UN Guiding Principles on Business and Human Rights. In addition, sustainable investments score positively on Robeco's SDG Framework, and therefore do not cause significant harm.

How have the indicators for adverse impacts on sustainability factors been taken into account?

Mandatory principal adverse impact indicators are considered through Robeco's SDG Framework, either directly or indirectly, when identifying sustainable investments for the Sub-fund. In addition, voluntary environmental and social indicators are taken into account, depending on their relevance for measuring impacts on the SDGs and the availability of data. A detailed description of the incorporation of principal adverse impacts is available via Robeco's Principal Adverse Impact Statement published on the Robeco website (<https://www.robeco.com/files/docm/docu-principal-adverse-impact-statement-summary-entity-level.pdf>). In this statement, Robeco sets out its approach to identifying and prioritizing principal adverse impacts, and how principal adverse impacts are considered as part of Robeco's investment due diligence process and procedures relating to research and analysis, exclusions and restrictions and/or voting and engagement. This description also explains how principal adverse impact indicators are considered by the SDG Framework.

How are the sustainable investments aligned with the OECD Guidelines for Multinational Enterprises and the UN Guiding Principles on Business and Human Rights? Details:

The sustainable investments are aligned with the OECD Guidelines for Multinational Enterprises and the UN Guiding Principles on Business and Human Rights via both Robeco's Exclusion Policy and Robeco's SDG Framework.

Robeco's Exclusion Policy includes an explanation of how Robeco acts in accordance with the International Labor Organization (ILO) standards, United Nations Guiding Principles (UNGPs), United Nations Global Compact (UNGC) Principles and the Organization for Economic Co-operation and Development (OECD) Guidelines for Multinational Enterprises and is guided by these international treaties to assess the behavior of companies. Robeco continuously screens its investments for breaches of these principles. In case of a breach, the company will be excluded or engaged with, and is not considered a sustainable investment.

Robeco's SDG Framework screens for breaches on these principles in the final step of the framework. In this step, Robeco checks whether the company concerned has been involved in any controversies. Involvement in any controversy will result in a negative SDG score for the company, meaning it is not a sustainable investment.

The EU Taxonomy sets out a "do not significant harm" principle by which Taxonomy-aligned investments should not significantly harm EU Taxonomy objectives and is accompanied by specific EU criteria.

The "do no significant harm" principle applies only to those investments underlying the financial product that take into account the EU criteria for environmentally sustainable economic activities. The investments underlying the remaining portion of this financial product do not take into account the EU criteria for environmentally sustainable economic activities.

Any other sustainable investments must also not significantly harm any environmental or social objectives.



Does this financial product consider principal adverse impacts on sustainability factors?

Yes, _____

The Sub-fund considers principal adverse impacts on sustainability factors as referred to in Annex I of the SFDR Delegated Act.

Pre-investment, the following principal adverse impacts on sustainability factors are considered:

- Via the applied normative and activity-based exclusions, the following PAIs are considered:
 - Exposure to companies active in the fossil fuel sector (PAI 4, Table 1)
 - Violations of the UN Global Compact Principles and Organisation for Economic Cooperation and Development (OECD) Guidelines for Multinational Enterprises (PAI 10, Table 1)
 - Activities negatively affecting biodiversity-sensitive areas (PAI 7, Table 1). The consideration of this PAI is currently restricted to applying exclusions to palm oil producing companies and for any breaches to the UNGC, UNGP and OECD Guidelines for Multinational Enterprises in relation to biodiversity.
 - Exposure to controversial weapons (anti-personnel mines, cluster munitions, chemical weapons (PAI 14, Table 1)
- Via the ESG integration process, as part of the investment due diligence policies and procedures, the following PAIs are considered:
 - All indicators related to GHG emissions, as part of the required Climate Risk analysis (PAI 1-6, Table 1, PAI 4, Table 2)
 - Biodiversity, water and waste indicators (PAI 7-9, Table 1)
 - Board gender diversity (PAI 13, Table 1)

Post-investment, the following principal adverse impacts on sustainability factors are taken into account:

- Via the application of the voting policy, the following PAIs are considered:
 - All indicators related to GHG emissions (PAI 1-6, Table 1)
 - Indicators related to social and employee matters (PAI 10-13, Table 1; PAI 5-8, Table 3)
- Via Robeco's entity engagement program, the following PAIs are considered:
 - All indicators related to Climate and other environment-related indicators (PAI 1-9, Table 1)

Principal adverse impacts are the most significant negative impacts of investment decisions on sustainability factors relating to environmental, social and employee matters, respect for human rights, anti-corruption and anti-bribery matters.

- Violations of the UN Global Compact Principles and Organisation for Economic Cooperation and Development (OECD) Guidelines for Multinational Enterprises (PAI 10, Table 1). On an ongoing basis, the investment universe is scanned for controversial behavior in relation to the aforementioned principles and guidelines.
- In addition, based on a yearly review of Robeco's performance on all mandatory and selected voluntary indicators, holdings of the Sub-fund that cause adverse impact might be selected for engagement.

More information is available via Robeco's Principal Adverse Impact Statement, published on Robeco's website. The Sub-fund will periodically report how it has considered the principal adverse impacts of its investments in the Company's annual report, which will be made available each year on or before 30 April at the Sub-fund page highlighted in final section of this document.

No



What investment strategy does this financial product follow?

Robeco Emerging Markets SDG Engagement Equities is an actively managed fund that invests in a concentrated selection of emerging markets stocks. Stock selection is based on fundamental analysis to invest in companies that are best able to have a clear and measurable improvement in their contribution to the United Nations Sustainable Development Goals (UN SDGs) over three to five years via active engagement, as described in the Investment policy strategy paragraph in Appendix I of this Prospectus. The strategy integrates sustainability indicators on a continuous basis as part of the stock selection process. Amongst others, the Sub-fund applies norms-based and activity-based exclusions, Robeco's good governance policy, Robeco's SDG framework and considers Principal Adverse Impacts in the investment process. More product-specific information can be found on our website and the links provided in the final question of this disclosure.

What are the binding elements of the investment strategy used to select the investments to attain each of the environmental or social characteristics promoted by this financial product?

The Sub-fund has the following binding elements:

1. The Sub-fund is solely invested in companies that hold a -1, 0 (zero) or positive SDG score. The Sub-fund excludes all high or medium negative SDG scores (-3 or -2) and all high positive SDG scores (+3) for selection of new investment cases based on the internally developed SDG Framework.
 - The Sub-fund only hold high positive SDG scores (+3) when a company receives an upgrade of their SDG score after successful SDG engagement that started with an initial -1, 0, +1 or +2 SDG score at investment. The Sub-fund can hold up to 20% of such holdings that are rated SDG (+3) after engagement has been successful for a period of 6 months.
 - (Successfully completed engagement: When a company progresses on the targets identified and fulfills the key performance indicators as established at the start of the engagement. Such targets can be linked with internal frameworks like the SDG framework).
2. The Sub-fund actively engages with 100% of the corporate holdings in the portfolio, typically for a period of 3 to 5 years. The engagement trajectories are assessed annually, considering the progress of pre-determined objectives that focus on contributing to specific sub targets of the SDGs. Once the company in scope falls out of the universe as a result of (a) a successful engagement (resulting in higher SDG scores) or (b) an unsuccessful engagement, then a selling strategy will be designed for divestment.
3. The Sub-fund's portfolio complies with Robeco's Exclusion Policy (<https://www.robeco.com/files/docm/docu-exclusion-policy.pdf>) excluding investments in companies that are exposed to controversial behavior and controversial products. This means that the Sub-fund has 0% exposure to excluded securities, taking into account a grace period.

The investment strategy guides investment decisions based on factors such as investment objectives and risk tolerance.

Information with regards to the effects of the exclusions on the Sub-fund's universe can be found at <https://www.robeco.com/files/docm/docu-exclusion-list.pdf>.

4. The Sub-fund avoids investment in companies that are in breach of the ILO standards, UNGPs, UNGC or OECD Guidelines for Multinational Enterprises. Companies that breach the international norms will be excluded from the investment universe.
5. All equity holdings have a granted right to vote and Robeco exerts that right by voting according to Robeco's Proxy Voting Policy, unless impediments occur (e.g. share blocking or when not considered cost efficient). Robeco's Proxy Voting Policy can be found at <https://www.robeco.com/files/docm/docu-robeco-stewardship-policy.pdf>.

● **What is the committed minimum rate to reduce the scope of the investments considered prior to the application of that investment strategy?**

The Sub-fund does not commit to a minimum rate to reduce the scope of investments prior to the application of the investment strategy.

● **What is the policy to assess good governance practices of the investee companies?**

Robeco has a Good Governance policy to assess governance practices of companies. The policy describes how Robeco determines if and when a company does not follow good governance practices and is therefore excluded from the initial investment universe for Article 8 and 9 products. Robeco's Good Governance policy applies to the Sub-fund and tests on a set of governance criteria that reflect widely recognized industry established norms and include topics as employee relations, management structure, tax compliance and remuneration.

The Good Governance test consists of criteria on such topics that are examined for investee companies and further explained in Robeco's Good Governance policy <https://www.robeco.com/files/docm/docu-robeco-good-governance-policy.pdf>. Additionally, the companies that do not pass the good governance test are reflected in the exclusion list that can be accessed here - <https://www.robeco.com/files/docm/docu-exclusion-list.pdf>.

What is the asset allocation planned for this financial product?

At least 90% of the investments are aligned with the E/S characteristics of the Sub-fund. The Sub-fund plans to make a minimum of 40% sustainable investments, measured by positive scores via Robeco's SDG Framework. The investments in the category Other, estimated between 0-10%, are mostly in cash, cash equivalents and derivatives as further described below. The planned asset allocation is monitored continuously, and evaluated on a yearly basis.

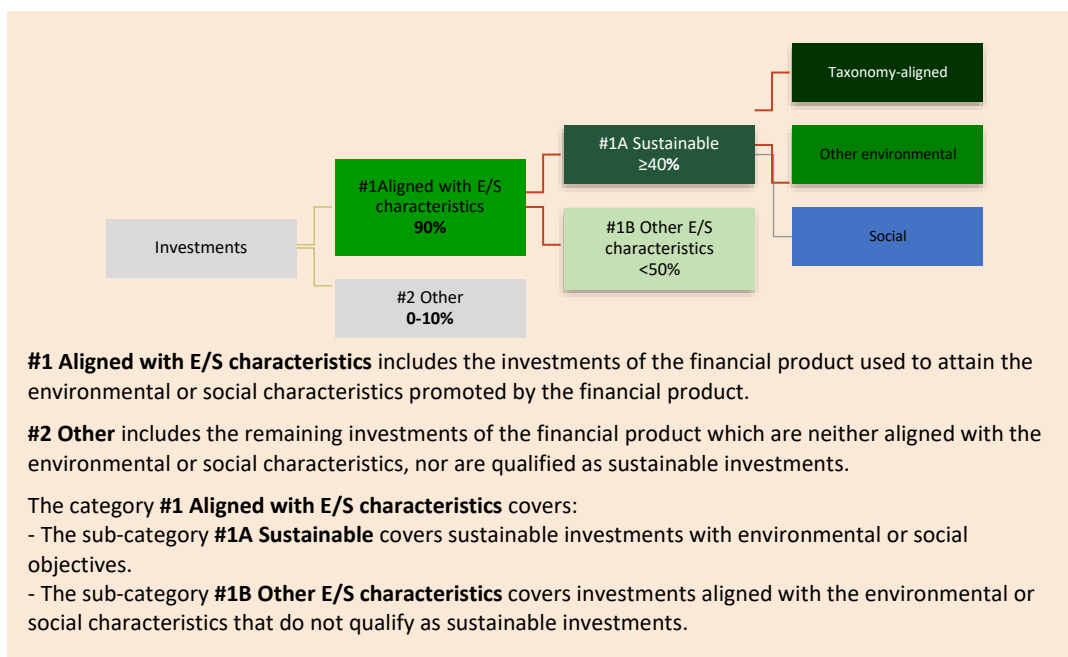
Good governance practices include sound management structures, employee relations, remuneration of staff and tax compliance.



Asset allocation describes the share of investments in specific assets.

Taxonomy-aligned activities are expressed as a share of:

- **turnover** reflecting the share of revenue from green activities of investee companies
- **capital expenditure** (CapEx) showing the green investments made by investee companies, e.g. for a transition to a green economy.
- **operational expenditure** (OpEx) reflecting green operational activities of investee companies.



● **How does the use of derivatives attain the environmental or social characteristics promoted by the financial product?**

The Sub-fund does not make use of derivatives to attain the environmental or social characteristics promoted by the financial product. The Sub-fund may make use of derivatives for hedging, liquidity management and efficient portfolio management as well as investment purposes. Exchange traded and over-the-counter derivatives are permitted, including but not limited to futures, swaps, options and currency forwards. Whilst the Sub-fund may use derivatives both for investment purposes as well as for hedging and efficient portfolio management, it does not utilize derivatives for such purposes outside the intended share of investments allocated to the 'Other' category.

In case the Sub-fund uses derivatives, the underlying shall comply with the investment policy. Where relevant, minimum environmental or social safeguards are taken into account as described below.



To what minimum extent are sustainable investments with an environmental objective aligned with the EU Taxonomy?

0%. The Sub-fund does not intend to make Taxonomy-aligned investments. It cannot be excluded that among the Sub-fund's holdings certain investments are Taxonomy aligned. The Sub-fund will report on Taxonomy-aligned investment in the periodic disclosures. In the future, once data-availability in relation to the EU Taxonomy will improve, Robeco might consider setting a target based on turnover or CAPEX. Robeco currently relies on third-party data, including data in relation to companies that do not disclose on the EU Taxonomy alignment of their activities. EU Taxonomy-alignment data is not yet subject to a review by third parties. The Sub-fund only makes investments in equity and therefore it does not have sovereign exposures. The expected level of alignment with and without sovereign bonds is the same.

To comply with the EU Taxonomy, the criteria for **fossil gas** include limitations on emissions and switching to renewable power or low-carbon fuels by the end of 2035. For **nuclear energy**, the criteria include comprehensive safety and waste management rules.

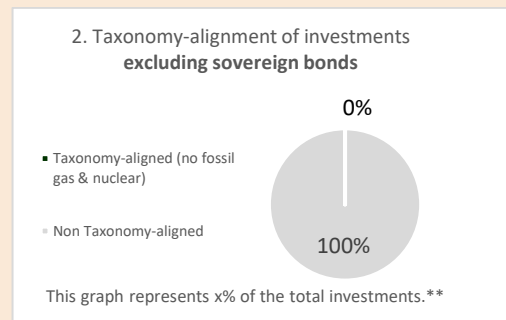
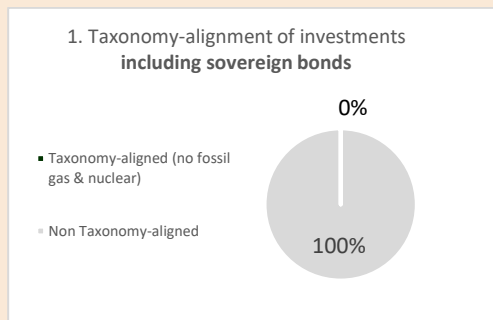
Enabling activities directly enable other activities to make a substantial contribution to an environmental objective.

Transitional activities are activities for which low-carbon alternatives are not yet available and among others have greenhouse gas emission levels corresponding to the best performance.

● **Does the financial product invest in fossil gas and/or nuclear energy related activities that comply with the EU Taxonomy?**³¹

- Yes
 - In fossil gas
 - In nuclear energy
- No

The two graphs below show in green the minimum percentage of investments that are aligned with the EU Taxonomy. As there is no appropriate methodology to determine the Taxonomy-alignment of sovereign bonds, the first graph shows the Taxonomy alignment in relation to all the investments of the financial product including sovereign bonds, while the second graph shows the Taxonomy alignment only in relation to the investments of the financial product other than sovereign bonds.*



* For the purpose of these graphs, 'sovereign bonds' consist of all sovereign exposures
 ** As the investments are not Taxonomy-aligned, the exclusion of sovereign bonds has no impact on the graph and therefore no such percentage is shown here.

● **What is the minimum share of investments in transitional and enabling activities?**


0%.



What is the minimum share of sustainable investments with an environmental objective that are not aligned with the EU Taxonomy?

The Sub-fund intends to make sustainable investments, measured as positive scores via Robeco's SDG Framework. Among those could be investments with environmental objectives that do not qualify as Taxonomy-aligned. The environmental objectives of the Sub-fund are attained by investing in companies that score positively on SDG 12 (Responsible consumption and production), SDG 13 (Climate action), SDG 14 (Life below water), and SDG 15 (Life on land) in Robeco's SDG Framework. While the sum of sustainable investments with an environmental objective and socially sustainable investments always adds up to the Sub-fund's minimum proportion of 40% sustainable investments, we do not commit to a minimum share of sustainable investments with an environmental objective because the Sub-fund's investment strategy does not have a specific environmental investment objective. Therefore, the minimum share of sustainable investments with an environmental objective is 0%.

³¹ Fossil gas and/or nuclear related activities will only comply with the EU Taxonomy where they contribute to limiting climate change ("climate change mitigation") and do not significantly harm any EU Taxonomy objective - see explanatory note in the left hand margin. The full criteria for fossil gas and nuclear energy economic activities that comply with the EU Taxonomy are laid down in Commission Delegated Regulation (EU) 2022/1214.

 are sustainable investments with an environmental objective that **do not take into account the criteria** for environmentally sustainable economic activities under the EU Taxonomy.



What is the minimum share of socially sustainable investments?

The Sub-fund intends to make sustainable investments, measured as positive scores via Robeco's SDG Framework. Among those could be investments with social objectives. The social objectives of the Sub-fund are attained by investing in companies that score positively on SDG 1 (No poverty), SDG 2 (Zero hunger), SDG 3 (Good health and well-being), SDG 4 (Quality education), SDG 5 (Gender equality), SDG 6 (Clear water and sanitation), SDG 7 (Affordable and clean energy), SDG 8 (Decent work and economic growth), SDG 9 (Industry, innovation and infrastructure), SDG 10 (Reduced inequalities), SDG 11 (Sustainable cities and communities), SDG 16 (Peace, justice and strong institutions) and SDG 17 (Partnerships for the goals), in Robeco's SDG Framework. While the sum of socially sustainable investments and sustainable investments with an environmental objective always adds up to the Sub-fund's minimum proportion of sustainable investments, we do not commit to a minimum share of socially sustainable investments because the Sub-fund's investment strategy does not have a specific socially sustainable investment objective. Therefore, the minimum share of socially sustainable investments is 0%.



What investments are included under "#2 Other", what is their purpose and are there any minimum environmental or social safeguards?

The type of instruments included under "#2 Other" and their purpose are outlined in Annex I of this Prospectus under the header 'Financial instruments and investment restrictions'. They include cash, cash equivalents, as well as investment funds and eligible asset classes (other than bonds and equities) that do not specifically promote E/S characteristics. As indicated above, the Sub-fund does not make use of derivatives to attain the environmental or social characteristics promoted. The Sub-fund may make use of derivatives, which thus always fall under the category "#2 Other", for hedging, liquidity management and efficient portfolio management as well as investment purposes. Exchange traded and over-the-counter derivatives are permitted, including but not limited to futures, swaps, options and currency forwards. In case the Sub-fund uses derivatives, the underlying shall comply with the investment policy. Where relevant, minimum environmental or social safeguards are taken into account, by, for example, applying Robeco's Exclusion Policy for any single security derivative.



Is a specific index designated as a reference benchmark to determine whether this financial product is aligned with the environmental and/or social characteristics that it promotes?

Not applicable.

Reference benchmarks are indexes to measure whether the financial product attains the environmental or social characteristics that they promote.



Where can I find more product specific information online?

More product-specific information can be found on the website:

<https://www.robeco.com/en-int/products/funds/>

- o Robeco's PAI Statement can be accessed via the following link: <https://www.robeco.com/files/docm/docu-principal-adverse-impact-statement-summary-entity-level.pdf>

- Robeco's Good Governance test can be accessed via the following link:
<https://www.robeco.com/files/docm/docu-robeco-good-governance-policy.pdf>
- Robeco's SDG framework
<https://www.robeco.com/docm/docu-robeco-explanation-sdg-framework.pdf>
- Robeco's sustainability risk policy
<https://www.robeco.com/files/docm/docu-robeco-sustainability-risk-policy.pdf>

dd) Robeco Emerging Markets Asia Select Equities

Pre-contractual disclosure for the financial products referred to in Article 8, paragraphs 1, 2 and 2a, of Regulation (EU) 2019/2088 and Article 6, first paragraph, of Regulation (EU) 2020/852

Product name: Robeco Emerging Markets Asia Select Equities

Legal entity identifier: 213800Q93GTW1W513C42

Environmental and/or social characteristics

Does this financial product have a sustainable investment objective?

Yes

No

It will make a minimum of **sustainable investments with an environmental objective: ___%**

- in economic activities that qualify as environmentally sustainable under the EU Taxonomy
- in economic activities that do not qualify as environmentally sustainable under the EU Taxonomy

It will make a minimum of **sustainable investments with a social objective: ___%**

It promotes **Environmental/Social (E/S) characteristics** and while it does not have as its objective a sustainable investment, it will have a minimum proportion of 35% of sustainable investments

- with an environmental objective in economic activities that qualify as environmentally sustainable under the EU Taxonomy
- with an environmental objective in economic activities that do not qualify as environmentally sustainable under the EU Taxonomy
- with a social objective

It promotes E/S characteristics, but **will not make any sustainable investments**

Sustainable investment means an investment in an economic activity that contributes to an environmental or social objective, provided that the investment does not significantly harm any environmental or social objective and that the investee companies follow good governance practices.

The **EU Taxonomy** is a classification system laid down in Regulation (EU) 2020/852, establishing a list of **environmentally sustainable economic activities**. That Regulation does not include a list of socially sustainable economic activities. Sustainable investments with an environmental objective might be aligned with the Taxonomy or not.



Sustainability indicators measure how the environmental or social characteristics promoted by the financial product are attained.

What environmental and/or social characteristics are promoted by this financial product?

The Sub-fund has the following E/S characteristics:

1. The Sub-fund promotes certain minimum environmental and social safeguards through applying exclusion criteria with regards to products and business practices that Robeco believes are detrimental to society and incompatible with sustainable investment strategies, such as exposure to controversial behavior, controversial weapons, and fossil fuels.
2. The Fund promotes certain minimum environmental and social safeguards through applying externally provided exclusion criteria.
3. The Sub-fund promotes adherence to and conducting business activities in accordance with the United Nations Universal Declaration of Human Rights, the International Labor Organization's (ILO) labor standards, the United Nations Guiding Principles for Business and Human Rights (UNGPs), the United Nations Global Compact (UNGC) and the OECD Guidelines for Multinational Enterprises, by scrutinizing companies that violate these principles.
4. The Sub-fund promotes good governance and sustainable corporate practices through proxy voting, which contributes to long-term shareholder value creation. This includes taking an active stance on social and environmental topics through Robeco's proxy voting policy.
5. The Sub-fund limits investing in companies with an elevated sustainability risk based on ESG risk scores whereas all such investments require separate approval of a dedicated committee that oversees that all investments are substantiated and eligible based on a fundamental review on the sustainability risk.

There is no reference benchmark designated for the purpose of attaining the environmental or social characteristics promoted by the Sub-fund.

What sustainability indicators are used to measure the attainment of each of the environmental or social characteristics promoted by this financial product?

The Sub-fund has the following sustainability indicators:

1. The % of investments in securities that are on Robeco's Exclusion list as result of the application of Robeco's Exclusion Policy.
2. The % of investments in countries and securities that are on an externally provided exclusion list.
3. The number of companies that are in violation of the ILO standards, UNGPs, UNGC or OECD Guidelines for Multinational Enterprises and hence are a part of the Enhanced Engagement program.
4. The number of holdings and agenda items voted.
5. The % of holdings with an elevated sustainability risk profile.

What are the objectives of the sustainable investments that the financial product partially intends to make and how does the sustainable investment contribute to such objectives?

The sustainable investments aim to contribute to the UN Sustainable Development Goals ("SDGs"), that have both social and environmental objectives. These are 17 goals that are globally recognised and include environmental goals such as climate action, clean water, life on land and water and social goals such as zero hunger, gender equality, education, etc. Robeco has developed a proprietary framework based on the UN SDGs through which an issuer's contribution to such SDGs is determined through a 3-step process. This process starts with a sector baseline on which a company's products are analysed to examine contribution to the society and environment. Further, the operational processes involved in creating such products is checked along with any controversies/litigation claims and remediation actions taken which are perused before a final SDG score is determined. The final score ranges between high negative (-3) to high positive (+3) and only those issuers which achieve positive SDG scores (+1, +2 and +3) are regarded as Sustainable Investments.

How do the sustainable investments that the financial product partially intends to make, not cause significant harm to any environmental or social sustainable investment objective?

The sustainable investments do no significant harm to any environmental or social sustainable investment objective by considering a principal adverse impact and aligning with the OECD Guidelines for Multinational Enterprises and the UN Guiding Principles on Business and Human Rights. In addition, sustainable investments score positively on Robeco's SDG Framework, and therefore do not cause significant harm.

How have the indicators for adverse impacts on sustainability factors been taken into account?

Mandatory principal adverse impact indicators are considered through Robeco's SDG Framework, either directly or indirectly, when identifying sustainable investments for the Sub-fund. In addition, voluntary environmental and social indicators are taken into account, depending on their relevance for measuring impacts on the SDGs and the availability of data. A detailed description of the incorporation of principal adverse impacts is available via Robeco's Principal Adverse Impact Statement published on the Robeco website (<https://www.robeco.com/files/docm/docu-principal-adverse-impact-statement-summary-entity-level.pdf>). In this statement, Robeco sets out its approach to identifying and prioritizing principal adverse impacts, and how principal adverse impacts are considered as part of Robeco's investment due diligence process and procedures relating to research and analysis, exclusions and restrictions and/or voting and engagement. This description also explains how principal adverse impact indicators are considered by the SDG Framework.

How are the sustainable investments aligned with the OECD Guidelines for Multinational Enterprises and the UN Guiding Principles on Business and Human Rights? Details:

The sustainable investments are aligned with the OECD Guidelines for Multinational Enterprises and the UN Guiding Principles on Business and Human Rights via both Robeco's Exclusion Policy and Robeco's SDG Framework.

Robeco's Exclusion Policy includes an explanation of how Robeco acts in accordance with the International Labor Organization (ILO) standards, United Nations Guiding Principles (UNGPs), United Nations Global Compact (UNGC) Principles and the Organization for Economic Co-operation and Development (OECD) Guidelines for Multinational Enterprises and is guided by these international treaties to assess the behavior of companies. Robeco continuously screens its investments for breaches of these principles. In case of a breach, the company will be excluded or engaged with, and is not considered a sustainable investment.

Robeco's SDG Framework screens for breaches on these principles in the final step of the framework. In this step, Robeco checks whether the company concerned has been involved in any controversies. Involvement in any controversy will result in a negative SDG score for the company, meaning it is not a sustainable investment.

The EU Taxonomy sets out a "do not significant harm" principle by which Taxonomy-aligned investments should not significantly harm EU Taxonomy objectives and is accompanied by specific EU criteria.

The "do no significant harm" principle applies only to those investments underlying the financial product that take into account the EU criteria for environmentally sustainable economic activities. The investments underlying the remaining portion of this financial product do not take into account the EU criteria for environmentally sustainable economic activities.

Any other sustainable investments must also not significantly harm any environmental or social objectives.



Does this financial product consider principal adverse impacts on sustainability factors?

Yes, _____

The Sub-fund considers principal adverse impacts on sustainability factors as referred to in Annex I of the SFDR Delegated Act.

Pre-investment, the following principal adverse impacts on sustainability factors are considered:

- Via the applied normative and activity-based exclusions, the following PAIs are considered:
 - Exposure to companies active in the fossil fuel sector (PAI 4, Table 1)
 - Violations of the UN Global Compact Principles and Organisation for Economic Cooperation and Development (OECD) Guidelines for Multinational Enterprises (PAI 10, Table 1)
 - Activities negatively affecting biodiversity-sensitive areas (PAI 7, Table 1). The consideration of this PAI is currently restricted to applying exclusions to palm oil producing companies and for any breaches to the UNGC, UNGP and OECD Guidelines for Multinational Enterprises in relation to biodiversity.
 - Exposure to controversial weapons (anti-personnel mines, cluster munitions, chemical weapons (PAI 14, Table 1)
- Via the ESG integration process, as part of the investment due diligence policies and procedures, the following PAIs are considered:
 - All indicators related to GHG emissions, as part of the required Climate Risk analysis (PAI 1-6, Table 1, PAI 4, Table 2)
 - Biodiversity, water and waste indicators (PAI 7-9, Table 1)
 - Board gender diversity (PAI 13, Table 1)

Post-investment, the following principal adverse impacts on sustainability factors are taken into account:

- Via the application of the voting policy, the following PAIs are considered:
 - All indicators related to GHG emissions (PAI 1-6, Table 1)
 - Indicators related to social and employee matters (PAI 10-13, Table 1; PAI 5-8, Table 3)
- Via Robeco's entity engagement program, the following PAIs are considered:
 - All indicators related to Climate and other environment-related indicators (PAI 1-9, Table 1)
 - Violations of the UN Global Compact Principles and Organisation for Economic Cooperation and Development (OECD) Guidelines for Multinational Enterprises (PAI 10, Table 1). On an

Principal adverse impacts are the most significant negative impacts of investment decisions on sustainability factors relating to environmental, social and employee matters, respect for human rights, anti-corruption and anti-bribery matters.

ongoing basis, the investment universe is scanned for controversial behavior in relation to the aforementioned principles and guidelines.

- In addition, based on a yearly review of Robeco's performance on all mandatory and selected voluntary indicators, holdings of the Sub-fund that cause adverse impact might be selected for engagement.

More information is available via Robeco's Principal Adverse Impact Statement, published on Robeco's website. The Sub-fund will periodically report how it has considered the principal adverse impacts of its investments in the Company's annual report, which will be made available each year on or before 30 April at the Sub-fund page highlighted in final section of this document.

No



What investment strategy does this financial product follow?

Robeco Emerging Markets Asia Select Equities is an actively managed fund that invests in a concentrated selection of Asian emerging markets (ex China) stocks. Stock selection is based on fundamental analysis, as described in the Investment policy strategy paragraph in Appendix I of this Prospectus. The strategy integrates sustainability indicators on a continuous basis as part of the stock selection process. Amongst others, the Sub-fund applies norms-based and activity-based exclusions, Robeco's good governance policy, Robeco's SDG framework and considers Principal Adverse Impacts in the investment process. More product-specific information can be found on our website and the links provided in the final question of this disclosure.

The investment strategy guides investment decisions based on factors such as investment objectives and risk tolerance.

What are the binding elements of the investment strategy used to select the investments to attain each of the environmental or social characteristics promoted by this financial product?

The Sub-fund has the following binding elements:

1. The Sub-fund's portfolio complies with Robeco's Exclusion Policy (<https://www.robeco.com/docm/docu-exclusion-policy.pdf>), that is based on exclusion criteria with regards to products and business practices that Robeco believes are detrimental to society and incompatible with sustainable investment strategies. This means that the Sub-fund has 0% exposure to excluded securities, taking into account a grace period. Information with regards to the effects of the exclusions on the Sub-fund's universe can be found at <https://www.robeco.com/docm/docu-exclusion-list.pdf>.
2. The Sub-fund's portfolio complies with the externally provided exclusion list. This means that the Sub-fund has 0% exposure to excluded countries and securities, taking into account a grace period.
3. The Sub-fund scrutinizes investment in companies that are in breach of the ILO standards, UNGPs, UNGC or OECD Guidelines for Multinational Enterprises. If a company in the portfolio breaches one of the international guidelines during the investment period, the company will become part of the Enhanced Engagement program.
4. All equity holdings have a granted right to vote and Robeco exerts that right by voting according to Robeco's Proxy Voting Policy, unless impediments occur (e.g. share blocking or when not considered cost efficient). Robeco's Proxy Voting Policy can be found at <https://www.robeco.com/files/docm/docu-robeco-stewardship-policy.pdf>.
5. Investments with an elevated sustainability risk are defined by Robeco as companies with an ESG Risk Rating of 40 and higher. The Sub-fund is limited to a maximum exposure of 10% to investments with an elevated sustainability risk, based on the market weight in the portfolio taking into account regional differences and benchmark. Each investment with an ESG Risk rating of higher than 40 requires separate approval by a dedicated committee of SI specialists, compliance and risk management that oversees the bottom-up sustainability analysis.

● **What is the committed minimum rate to reduce the scope of the investments considered prior to the application of that investment strategy?**

The Sub-fund does not commit to a minimum rate to reduce the scope of investments prior to the application of the investment strategy.

● **What is the policy to assess good governance practices of the investee companies?**

Robeco has a Good Governance policy to assess governance practices of companies. The policy describes how Robeco determines if and when a company does not follow good governance practices and is therefore excluded from the initial investment universe for Article 8 and 9 products. Robeco's Good Governance policy applies to the Sub-fund and tests on a set of governance criteria that reflect widely recognized industry established norms and include topics as employee relations, management structure, tax compliance and remuneration.

The Good Governance test consists of criteria on such topics that are examined for investee companies and further explained in Robeco's Good Governance policy <https://www.robeco.com/files/docm/docu-robeco-good-governance-policy.pdf>. Additionally, the companies that do not pass the good governance test are reflected in the exclusion list that can be accessed here - <https://www.robeco.com/files/docm/docu-exclusion-list.pdf>.

Good governance practices include sound management structures, employee relations, remuneration of staff and tax compliance.



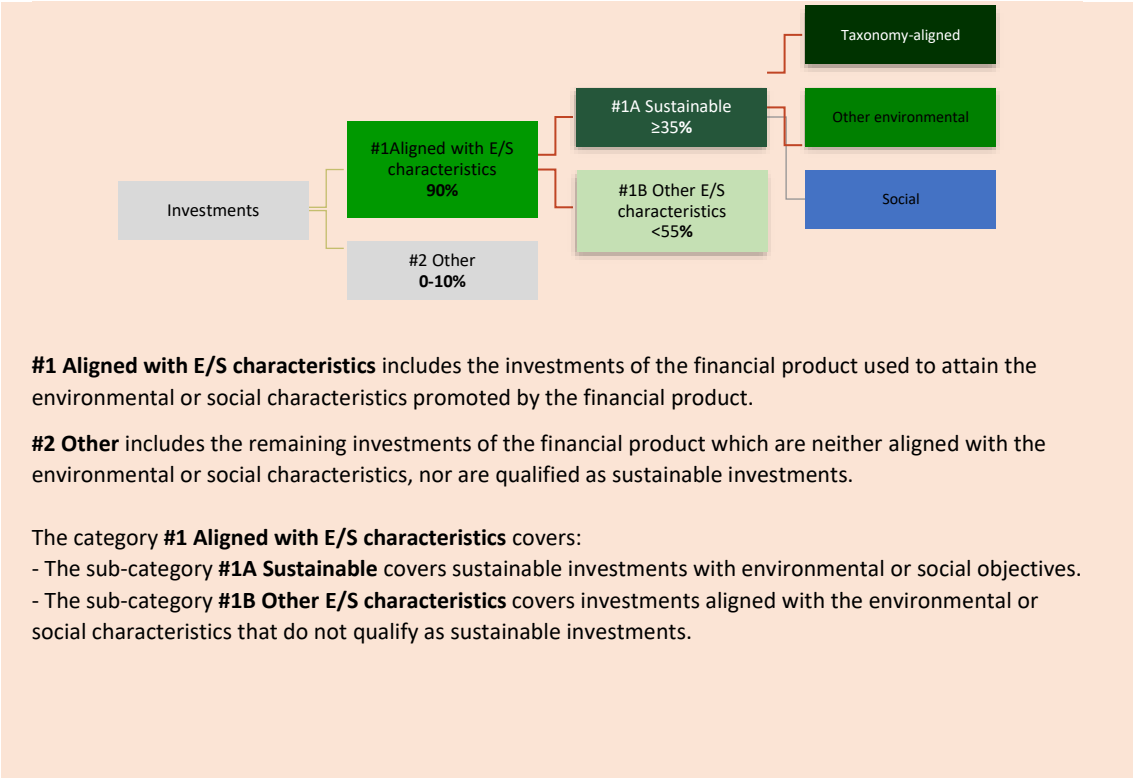
What is the asset allocation planned for this financial product?

At least 90% of the investments are aligned with the E/S characteristics of the Sub-fund. The Sub-fund plans to make a minimum of 35% sustainable investments, measured by positive scores via Robeco's SDG Framework. The investments in the category Other, estimated between 0-10%, are mostly in cash, cash equivalents and derivatives as further described below. The planned asset allocation is monitored continuously, and evaluated on a yearly basis.

Asset allocation describes the share of investments in specific assets.

Taxonomy-aligned activities are expressed as a share of:

- **turnover** reflecting the share of revenue from green activities of investee companies
- **capital expenditure** (CapEx) showing the green investments made by investee companies, e.g. for a transition to a green economy.
- **operational expenditure** (OpEx) reflecting green operational activities of investee



companies.

● **How does the use of derivatives attain the environmental or social characteristics promoted by the financial product?**

The Sub-fund does not make use of derivatives to attain the environmental or social characteristics promoted by the financial product. The Sub-fund may make use of derivatives for hedging, liquidity management and efficient portfolio management as well as investment purposes. Exchange traded and over-the-counter derivatives are permitted, including but not limited to futures, swaps, options and currency forwards. Whilst the Sub-fund may use derivatives both for investment purposes as well as for hedging and efficient portfolio management, it does not utilize derivatives for such purposes outside the intended share of investments allocated to the 'Other' category.

In case the Sub-fund uses derivatives, the underlying shall comply with the investment policy. Where relevant, minimum environmental or social safeguards are taken into account as described below.



To what minimum extent are sustainable investments with an environmental objective aligned with the EU Taxonomy?

0%. The Sub-fund does not intend to make Taxonomy-aligned investments. It cannot be excluded that among the Sub-fund's holdings certain investments are Taxonomy aligned. The Sub-fund will report on Taxonomy-aligned investment in the periodic disclosures. In the future, once data-availability in relation to the EU Taxonomy will improve, Robeco might consider setting a target based on turnover or CAPEX. Robeco currently relies on third-party data, including data in relation to companies that do not disclose on the EU Taxonomy alignment of their activities. EU Taxonomy-alignment data is not yet subject to a review by third parties. The Sub-fund only makes investments in equity and therefore it does not have sovereign exposures. The expected level of alignment with and without sovereign bonds is the same.

To comply with the EU Taxonomy, the criteria for **fossil gas** include limitations on emissions and switching to renewable power or low-carbon fuels

● **Does the financial product invest in fossil gas and/or nuclear energy related activities that comply with the EU Taxonomy?³²**

Yes

In fossil gas

In nuclear energy

No

³² Fossil gas and/or nuclear related activities will only comply with the EU Taxonomy where they contribute to limiting climate change ("climate change mitigation") and do not significantly harm any EU Taxonomy objective - see explanatory note in the left hand margin. The full criteria for fossil gas and nuclear energy economic activities that comply with the EU Taxonomy are laid down in Commission Delegated Regulation (EU) 2022/1214.

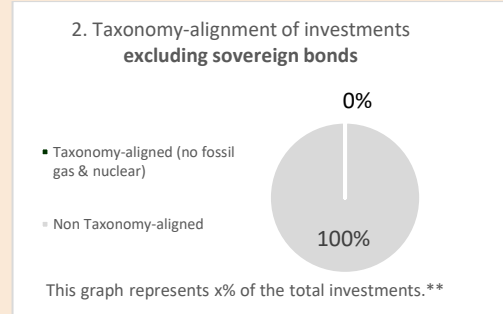
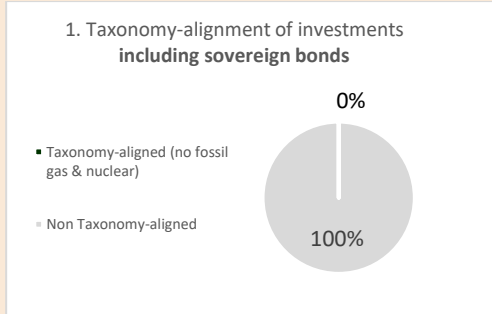
by the end of 2035. For nuclear energy, the criteria include comprehensive safety and waste management rules.

Enabling activities directly enable other activities to make a substantial contribution to an environmental objective.

Transitional activities are activities for which low-carbon alternatives are not yet available and among others have greenhouse gas emission levels corresponding to the best performance.

 are sustainable investments with an environmental objective that **do not take into account the criteria** for environmentally sustainable economic activities under the EU Taxonomy.

The two graphs below show in green the minimum percentage of investments that are aligned with the EU Taxonomy. As there is no appropriate methodology to determine the Taxonomy-alignment of sovereign bonds, the first graph shows the Taxonomy alignment in relation to all the investments of the financial product including sovereign bonds, while the second graph shows the Taxonomy alignment only in relation to the investments of the financial product other than sovereign bonds.*



* For the purpose of these graphs, 'sovereign bonds' consist of all sovereign exposures

** As the investments are not Taxonomy-aligned, the exclusion of sovereign bonds has no impact on the graph and therefore no such percentage is shown here.

 **What is the minimum share of investments in transitional and enabling activities?**

0%.



What is the minimum share of sustainable investments with an environmental objective that are not aligned with the EU Taxonomy?

The Sub-fund intends to make sustainable investments, measured as positive scores via Robeco's SDG Framework. Among those could be investments with environmental objectives that do not qualify as Taxonomy-aligned. The environmental objectives of the Sub-fund are attained by investing in companies that score positively on SDG 12 (Responsible consumption and production), SDG 13 (Climate action), SDG 14 (Life below water), and SDG 15 (Life on land) in Robeco's SDG Framework. While the sum of sustainable investments with an environmental objective and socially sustainable investments always adds up to the Sub-fund's minimum proportion of 35% sustainable investments, we do not commit to a minimum share of sustainable investments with an environmental objective because the Sub-fund's investment strategy does not have a specific environmental investment objective. Therefore, the minimum share of sustainable investments with an environmental objective is 0%.



What is the minimum share of socially sustainable investments?

The Sub-fund intends to make sustainable investments, measured as positive scores via Robeco's SDG Framework. Among those could be investments with social objectives. The social objectives of the Sub-fund are attained by investing in companies that score positively on SDG 1 (No poverty), SDG 2 (Zero hunger), SDG 3 (Good health and well-being), SDG 4 (Quality education), SDG 5 (Gender equality), SDG 6 (Clear water and sanitation), SDG 7 (Affordable and clean energy), SDG 8 (Decent work and economic growth), SDG 9 (Industry, innovation and infrastructure), SDG 10 (Reduced inequalities), SDG 11 (Sustainable cities and communities), SDG 16 (Peace, justice and strong institutions) and SDG 17 (Partnerships for the goals), in Robeco's SDG Framework. While the sum of socially sustainable investments and sustainable investments with an environmental objective always adds up to the Sub-fund's minimum proportion of sustainable investments, we do not commit to a minimum share of socially sustainable investments because the Sub-fund's investment strategy does not have a specific socially sustainable investment objective. Therefore, the minimum share of socially sustainable investments is 0%.



What investments are included under "#2 Other", what is their purpose and are there any minimum environmental or social safeguards?

The type of instruments included under "#2 Other" and their purpose are outlined in Annex I of this Prospectus under the header 'Financial instruments and investment restrictions'. They include cash, cash equivalents, as well as investment funds and eligible asset classes (other than bonds and equities) that do not specifically promote E/S characteristics. As indicated above, the Sub-fund does not make use of derivatives to attain the environmental or social characteristics promoted. The Sub-fund may make use of derivatives, which thus always fall under the category "#2 Other", for hedging, liquidity management and efficient portfolio management as well as investment purposes. Exchange traded and over-the-counter derivatives are permitted, including but not limited to futures, swaps, options and currency forwards. In case the Sub-fund uses derivatives, the underlying shall comply with the investment policy. Where relevant, minimum environmental or social safeguards are taken into account, by, for example, applying Robeco's Exclusion Policy for any single security derivative.



Is a specific index designated as a reference benchmark to determine whether this financial product is aligned with the environmental and/or social characteristics that it promotes?

Not applicable.

Reference benchmarks are indexes to measure whether the financial product attains the environmental or social characteristics that they promote.



Where can I find more product specific information online?

More product-specific information can be found on the website:

<https://www.robeco.com/en-int/products/funds/>

- Robeco's PAI Statement can be accessed via the following link:
<https://www.robeco.com/files/docm/docu-principal-adverse-impact-statement-summary-entity-level.pdf>
- Robeco's Good Governance test can be accessed via the following link:
<https://www.robeco.com/files/docm/docu-robeco-good-governance-policy.pdf>
- Robeco's SDG framework
<https://www.robeco.com/docm/docu-robeco-explanation-sdg-framework.pdf>
- Robeco's sustainability risk policy
<https://www.robeco.com/files/docm/docu-robeco-sustainability-risk-policy.pdf>

ee) Robeco QI Emerging Markets Ex China Active Equities

Pre-contractual disclosure for the financial products referred to in Article 8, paragraphs 1, 2 and 2a, of Regulation (EU) 2019/2088 and Article 6, first paragraph, of Regulation (EU) 2020/852

Product name: Robeco QI Emerging Markets Ex China Active Equities

Legal entity identifier: N/A

Environmental and/or social characteristics

Does this financial product have a sustainable investment objective?

Yes

No

| | |
|--|--|
| <p><input type="checkbox"/> It will make a minimum of sustainable investments with an environmental objective: ___%</p> <ul style="list-style-type: none"> <input type="checkbox"/> in economic activities that qualify as environmentally sustainable under the EU Taxonomy <input type="checkbox"/> in economic activities that do not qualify as environmentally sustainable under the EU Taxonomy | <p><input checked="" type="checkbox"/> It promotes Environmental/Social (E/S) characteristics and while it does not have as its objective a sustainable investment, it will have a minimum proportion of 40% of sustainable investments</p> <ul style="list-style-type: none"> <input type="checkbox"/> with an environmental objective in economic activities that qualify as environmentally sustainable under the EU Taxonomy <input checked="" type="checkbox"/> with an environmental objective in economic activities that do not qualify as environmentally sustainable under the EU Taxonomy <input checked="" type="checkbox"/> with a social objective |
| <p><input type="checkbox"/> It will make a minimum of sustainable investments with a social objective: ___%</p> | <p><input type="checkbox"/> It promotes E/S characteristics, but will not make any sustainable investments</p> |

Sustainable investment means an investment in an economic activity that contributes to an environmental or social objective, provided that the investment does not significantly harm any environmental or social objective and that the investee companies follow good governance practices.

The **EU Taxonomy** is a classification system laid down in Regulation (EU) 2020/852, establishing a list of **environmentally sustainable economic activities**. That Regulation does not include a list of socially sustainable economic activities. Sustainable investments with an environmental objective might be aligned with the Taxonomy or not.



Sustainability indicators measure how the environmental or social characteristics promoted by the financial product are attained.

What environmental and/or social characteristics are promoted by this financial product?

The Sub-fund has the following E/S characteristics:

1. The Sub-fund promotes good governance and sustainable corporate practices through proxy voting, which contributes to long-term shareholder value creation. This includes taking an active stance on social and environmental topics through Robeco's proxy voting policy.
2. The Sub-fund promotes certain minimum environmental and social safeguards through applying exclusion criteria with regards to products and business practices that Robeco believes are detrimental to society and incompatible with sustainable investment strategies, such as exposure to controversial behaviour, controversial weapons, and fossil fuels.
3. The Sub-fund promotes having a lower environmental footprint than the general market index referred to in Appendix VI – Benchmarks (the "General Market Index"), through reduction in carbon, water and waste footprints.
4. The Sub-fund promotes adherence to and conducting business activities in accordance with the United Nations Universal Declaration of Human Rights, the International Labor Organization's (ILO) labor standards, the United Nations Guiding Principles for Business and Human Rights (UNGPs), the United Nations Global Compact (UNGC) and the OECD Guidelines for Multinational Enterprises, by scrutinizing companies that violate these principles.
5. The Sub-fund promotes having a weighted average ESG score that is better than that of the General Market Index.
6. The Sub-fund promotes having a larger share of companies with a positive SDG score (1,2,3) in the portfolio than the General Market Index.

There is no reference benchmark designated for the purpose of attaining the environmental or social characteristics promoted by the Sub-fund.

What sustainability indicators are used to measure the attainment of each of the environmental or social characteristics promoted by this financial product?

The Sub-fund has the following sustainability indicators:

1. The number of holdings and agenda items voted.
2. The % of investments in securities that are on Robeco's Exclusion list as result of the application of Robeco's Exclusion Policy.
3. The Sub-fund's weighted carbon, water and waste footprint score compared to the General Market Index.
4. The number of companies that are in violation of the ILO standards, UNGPs, UNGC or OECD Guidelines for Multinational Enterprises and hence are a part of the Enhanced Engagement program.
5. The Sub-fund's weighted average ESG score compared to the General Market Index.
6. The Sub-fund's weight in companies with a positive SDG score (1,2,3) compared to the General Market Index weight in companies with a positive SDG score (1,2,3).

What are the objectives of the sustainable investments that the financial product partially intends to make and how does the sustainable investment contribute to such objectives?

The sustainable investments aim to contribute to the UN Sustainable Development Goals ("SDGs"), that have both social and environmental objectives. These are 17 goals that are globally recognised and include environmental goals such as climate action, clean water, life on land and water and social goals such as zero hunger, gender equality, education, etc. Robeco has developed a proprietary framework based on the UN SDGs through which an issuer's contribution to such SDGs is determined through a 3-step process. This process starts with a sector baseline on which a company's products are analysed to examine contribution to the society and environment. Further, the operational processes involved in creating such products is checked along with any controversies/litigation claims and remediation actions

taken which are perused before a final SDG score is determined. The final score ranges between high negative (-3) to high positive (+3) and only those issuers which achieve positive SDG scores (+1, +2 and +3) are regarded as Sustainable Investments.

● ***How do the sustainable investments that the financial product partially intends to make, not cause significant harm to any environmental or social sustainable investment objective?***

The sustainable investments do no significant harm to any environmental or social sustainable investment objective by considering a principal adverse impact and aligning with the OECD Guidelines for Multinational Enterprises and the UN Guiding Principles on Business and Human Rights. In addition, sustainable investments score positively on Robeco's SDG Framework, and therefore do not cause significant harm.

How have the indicators for adverse impacts on sustainability factors been taken into account?

Mandatory principal adverse impact indicators are considered through Robeco's SDG Framework, either directly or indirectly, when identifying sustainable investments for the Sub-fund. In addition, voluntary environmental and social indicators are taken into account, depending on their relevance for measuring impacts on the SDGs and the availability of data. A detailed description of the incorporation of principal adverse impacts is available via Robeco's Principal Adverse Impact Statement published on the Robeco website (<https://www.robeco.com/files/docm/docu-principal-adverse-impact-statement-summary-entity-level.pdf>). In this statement, Robeco sets out its approach to identifying and prioritizing principal adverse impacts, and how principal adverse impacts are considered as part of Robeco's investment due diligence process and procedures relating to research and analysis, exclusions and restrictions and/or voting and engagement. This description also explains how principal adverse impact indicators are considered by the SDG Framework.

How are the sustainable investments aligned with the OECD Guidelines for Multinational Enterprises and the UN Guiding Principles on Business and Human Rights? Details:

The sustainable investments are aligned with the OECD Guidelines for Multinational Enterprises and the UN Guiding Principles on Business and Human Rights via both Robeco's Exclusion Policy and Robeco's SDG Framework.

Robeco's Exclusion Policy includes an explanation of how Robeco acts in accordance with the International Labor Organization (ILO) standards, United Nations Guiding Principles (UNGPs), United Nations Global Compact (UNGC) Principles and the Organization for Economic Co-operation and Development (OECD) Guidelines for Multinational Enterprises and is guided by these international treaties to assess the behavior of companies. Robeco continuously screens its investments for breaches of these principles. In case of a breach, the company will be excluded or engaged with, and is not considered a sustainable investment.

Robeco's SDG Framework screens for breaches on these principles in the final step of the framework. In this step, Robeco checks whether the company concerned has been involved in any controversies. Involvement in any controversy will result in a negative SDG score for the company, meaning it is not a sustainable investment.

The EU Taxonomy sets out a "do not significant harm" principle by which Taxonomy-aligned investments should not significantly harm EU Taxonomy objectives and is accompanied by specific EU criteria.

The "do no significant harm" principle applies only to those investments underlying the financial product that take into account the EU criteria for environmentally sustainable economic activities. The investments underlying the remaining portion of this financial product do not take into account the EU criteria for environmentally sustainable economic activities.

Any other sustainable investments must also not significantly harm any environmental or social objectives.



Does this financial product consider principal adverse impacts on sustainability factors?

Yes, _____

The Sub-fund considers principal adverse impacts on sustainability factors as referred to in Annex I of the SFDR Delegated Act.

Pre-investment, the following principal adverse impacts on sustainability factors are considered:

- Via the applied normative and activity-based exclusions, the following PAIs are considered:
 - Exposure to companies active in the fossil fuel sector (PAI 4, Table 1)
 - Violations of the UN Global Compact Principles and Organisation for Economic Cooperation and Development (OECD) Guidelines for Multinational Enterprises (PAI 10, Table 1)
 - Activities negatively affecting biodiversity-sensitive areas (PAI 7, Table 1). The consideration of this PAI is currently restricted to applying exclusions to palm oil producing companies and for any breaches to the UNGC, UNGP and OECD Guidelines for Multinational Enterprises in relation to biodiversity.
 - Exposure to controversial weapons (anti-personnel mines, cluster munitions, chemical weapons (PAI 14, Table 1)
- Via the environmental footprint performance targets of the Sub-fund, the following PAIs are considered:
 - Carbon footprint (PAI 2, Table 1)
 - Water and waste indicators (PAI 7-9, Table 1). Robeco will use on water and waste footprint until data quality and coverage of the PAIs will improve.

Post-investment, the following principal adverse impacts on sustainability factors are taken into account:

- Via the application of the voting policy, the following PAIs are considered:
 - All indicators related to GHG emissions (PAI 1-6, Table 1)
 - Indicators related to social and employee matters (PAI 10-13, Table 1; PAI 5-8, Table 3)
- Via Robeco's entity engagement program, the following PAIs are considered:
 - All indicators related to Climate and other environment-related indicators (PAI 1-9, Table 1)
 - Violations of the UN Global Compact Principles and Organisation for Economic Cooperation and Development (OECD) Guidelines for Multinational Enterprises (PAI 10, Table 1)

Principal adverse impacts are the most significant negative impacts of investment decisions on sustainability factors relating to environmental, social and employee matters, respect for human rights, anti-corruption and anti-bribery matters.

- In addition, based on a yearly review of Robeco's performance on all mandatory and selected voluntary indicators, holdings of the Sub-fund that cause adverse impact might be selected for engagement.

More information is available via Robeco's Principal Adverse Impact Statement, published on Robeco's website. The Sub-fund will periodically report how it has considered the principal adverse impacts of its investments in the Company's annual report, which will be made available each year on or before 30 April at the Sub-fund page highlighted in final section of this document.

No



What investment strategy does this financial product follow?

Robeco QI Emerging Markets Active Equities is an actively managed fund and invests in stocks of companies in emerging markets. The selection of these stocks is based on a quantitative model as described in the Investment policy strategy paragraph in Appendix I of this Prospectus. The strategy integrates sustainability indicators on a continuous basis as part of the stock selection process. Amongst others, the Sub-fund applies norms-based and activity-based exclusions, Robeco's good governance policy, Robeco's SDG framework and considers Principal Adverse Impacts in the investment process. More product-specific information can be found on our website and the links provided in the final question of this disclosure.

The investment strategy guides investment decisions based on factors such as investment objectives and risk tolerance.

What are the binding elements of the investment strategy used to select the investments to attain each of the environmental or social characteristics promoted by this financial product?

The Sub-fund has the following binding elements:

1. All equity holdings have a granted right to vote and Robeco exerts that right by voting according to Robeco's Proxy Voting Policy, unless impediments occur (e.g. share blocking or when not considered cost efficient). Robeco's Proxy Voting Policy can be found at <https://www.robeco.com/files/docm/docu-robeco-stewardship-policy.pdf>.
2. The Sub-fund's portfolio complies with Robeco's Exclusion Policy (<https://www.robeco.com/files/docm/docu-exclusion-policy.pdf>), that is based on exclusion criteria with regards to products and business practices that Robeco believes are detrimental to society and incompatible with sustainable investment strategies. This means that the Sub-fund has 0% exposure to excluded securities, taking into account a grace period. Information with regards to the effects of the exclusions on the Sub-fund's universe can be found at <https://www.robeco.com/files/docm/docu-exclusion-list.pdf>.
3. The Sub-fund's weighted carbon, water and waste footprint score is a better than that of the General Market Index.
4. The Sub-fund scrutinizes investment in companies that are in breach of the ILO standards, UNGPs, UNGC or OECD Guidelines for Multinational Enterprises. If a company in the portfolio breaches one of the international guidelines during the investment period, the company will become part of the Enhanced Engagement program. When engagement is deemed highly unlikely to succeed, the company might be excluded directly.
5. The Sub-fund's weighted average ESG score is better than that of the General Market Index.
6. The Sub-fund's weight in companies with a positive SDG score (1,2,3) is better than that of the General Market Index.

● **What is the committed minimum rate to reduce the scope of the investments considered prior to the application of that investment strategy?**

The Sub-fund does not commit to a minimum rate to reduce the scope of investments prior to the application of the investment strategy.

● **What is the policy to assess good governance practices of the investee companies?**

Robeco has a Good Governance policy to assess governance practices of companies. The policy describes how Robeco determines if and when a company does not follow good governance practices and is therefore excluded from the initial investment universe for Article 8 and 9 products. Robeco's Good Governance policy applies to the Sub-fund and tests on a set of governance criteria that reflect widely recognized industry established norms and include topics as employee relations, management structure, tax compliance and remuneration.

The Good Governance test consists of criteria on such topics that are examined for investee companies and further explained in Robeco's Good Governance policy <https://www.robeco.com/files/docm/docu-robeco-good-governance-policy.pdf>. Additionally, the companies that do not pass the good governance test are reflected in the exclusion list that can be accessed here - <https://www.robeco.com/files/docm/docu-exclusion-list.pdf>.

Good governance practices include sound management structures, employee relations, remuneration of staff and tax compliance.



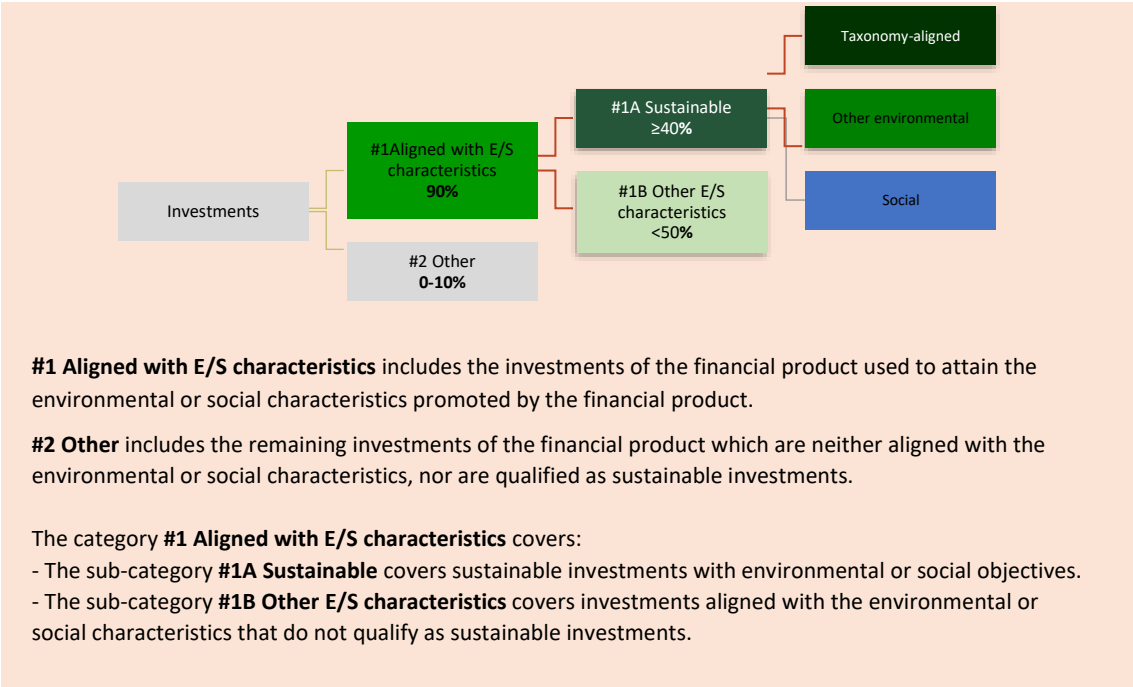
What is the asset allocation planned for this financial product?

At least 90% of the investments are aligned with the E/S characteristics of the Sub-fund. The Sub-fund plans to make a minimum of 40% sustainable investments, measured by positive scores via Robeco's SDG Framework. The investments in the category Other, estimated between 0-10%, are mostly in cash, cash equivalents and derivatives as further described below. The planned asset allocation is monitored continuously, and evaluated on a yearly basis.

Asset allocation describes the share of investments in specific assets.

Taxonomy-aligned activities are expressed as a share of:

- **turnover** reflecting the share of revenue from green activities of investee companies
- **capital expenditure** (CapEx) showing the green investments made by investee companies, e.g. for a transition to a green economy.
- **operational expenditure** (OpEx) reflecting green operational



activities of investee companies.

● **How does the use of derivatives attain the environmental or social characteristics promoted by the financial product?**

The Sub-fund does not make use of derivatives to attain the environmental or social characteristics promoted by the financial product. The Sub-fund may make use of derivatives for hedging, liquidity management and efficient portfolio management as well as investment purposes. Exchange traded and over-the-counter derivatives are permitted, including but not limited to futures, swaps, options and currency forwards. Whilst the Sub-fund may use derivatives both for investment purposes as well as for hedging and efficient portfolio management, it does not utilize derivatives for such purposes outside the intended share of investments allocated to the 'Other' category.

In case the Sub-fund uses derivatives, the underlying shall comply with the investment policy. Where relevant, minimum environmental or social safeguards are taken into account as described below.



● **To what minimum extent are sustainable investments with an environmental objective aligned with the EU Taxonomy?**

0%. The Sub-fund does not intend to make Taxonomy-aligned investments. It cannot be excluded that among the Sub-fund's holdings certain investments are Taxonomy aligned. The Sub-fund will report on Taxonomy-aligned investment in the periodic disclosures. In the future, once data-availability in relation to the EU Taxonomy will improve, Robeco might consider setting a target based on turnover or CAPEX. Robeco currently relies on third-party data, including data in relation to companies that do not disclose on the EU Taxonomy alignment of their activities. EU Taxonomy-alignment data is not yet subject to a review by third parties. The Sub-fund only makes investments in equity and therefore it does not have sovereign exposures. The expected level of alignment with and without sovereign bonds is the same.

To comply with the EU Taxonomy, the criteria for **fossil gas** include limitations on emissions and switching to renewable power or low-carbon fuels by the end of 2035. For **nuclear energy**,

● **Does the financial product invest in fossil gas and/or nuclear energy related activities that comply with the EU Taxonomy?³³**

- Yes
- In fossil gas In nuclear energy
- No

³³ Fossil gas and/or nuclear related activities will only comply with the EU Taxonomy where they contribute to limiting climate change ("climate change mitigation") and do not significantly harm any EU Taxonomy objective - see explanatory note in the left hand margin. The full criteria for fossil gas and nuclear energy economic activities that comply with the EU Taxonomy are laid down in Commission Delegated Regulation (EU) 2022/1214.

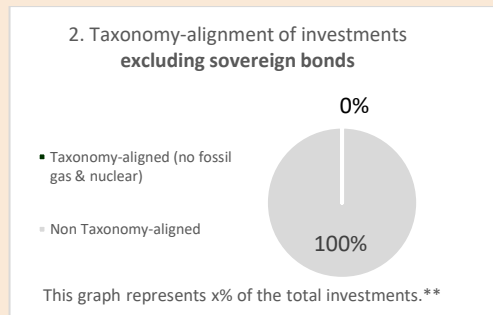
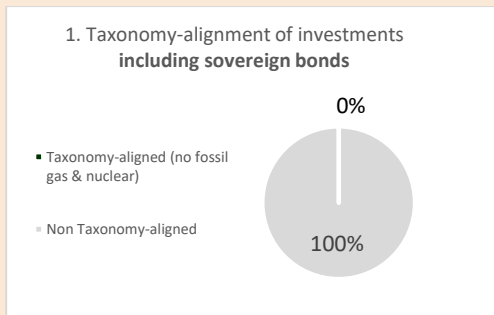
the criteria include comprehensive safety and waste management rules.

Enabling activities directly enable other activities to make a substantial contribution to an environmental objective.

Transitional activities are activities for which low-carbon alternatives are not yet available and among others have greenhouse gas emission levels corresponding to the best performance.

 are sustainable investments with an environmental objective that **do not take into account the criteria** for environmentally sustainable economic activities under the EU Taxonomy.

The two graphs below show in green the minimum percentage of investments that are aligned with the EU Taxonomy. As there is no appropriate methodology to determine the Taxonomy-alignment of sovereign bonds*, the first graph shows the Taxonomy alignment in relation to all the investments of the financial product including sovereign bonds, while the second graph shows the Taxonomy alignment only in relation to the investments of the financial product other than sovereign bonds.



* For the purpose of these graphs, 'sovereign bonds' consist of all sovereign exposures

** As the investments are not Taxonomy-aligned, the exclusion of sovereign bonds has no impact on the graph and therefore no such percentage is shown here.

 **What is the minimum share of investments in transitional and enabling activities?**

0%.



What is the minimum share of sustainable investments with an environmental objective that are not aligned with the EU Taxonomy?

The Sub-fund intends to make sustainable investments, measured as positive scores via Robeco's SDG Framework. Among those could be investments with environmental objectives that do not qualify as Taxonomy-aligned. The environmental objectives of the Sub-fund are attained by investing in companies that score positively on SDG 12 (Responsible consumption and production), SDG 13 (Climate action), SDG 14 (Life below water), and SDG 15 (Life on land) in Robeco's SDG Framework. While the sum of sustainable investments with an environmental objective and socially sustainable investments always adds up to the Sub-fund's minimum proportion of 40% sustainable investments, we do not commit to a minimum share of sustainable investments with an environmental objective because the Sub-fund's investment strategy does not have a specific environmental investment objective. Therefore, the minimum share of sustainable investments with an environmental objective is 0%.



What is the minimum share of socially sustainable investments?

The Sub-fund intends to make sustainable investments, measured as positive scores via Robeco's SDG Framework. Among those could be investments with social objectives. The social objectives of the Sub-fund are attained by investing in companies that score positively on SDG 1 (No poverty), SDG 2 (Zero hunger), SDG 3 (Good health and well-being), SDG 4 (Quality education), SDG 5 (Gender equality), SDG 6 (Clear water and sanitation), SDG 7 (Affordable and clean energy), SDG 8 (Decent work and economic growth), SDG 9 (Industry, innovation and infrastructure), SDG 10 (Reduced inequalities), SDG 11 (Sustainable cities and communities), SDG 16 (Peace, justice and strong institutions) and SDG 17 (Partnerships for the goals), in Robeco's SDG Framework. While the sum of socially sustainable investments and sustainable investments with an environmental objective always adds up to the Sub-fund's minimum proportion of sustainable investments, we do not commit to a minimum share of socially sustainable investments because the Sub-fund's investment strategy does not have a specific socially sustainable investment objective. Therefore, the minimum share of socially sustainable investments is 0%.



What investments are included under "#2 Other", what is their purpose and are there any minimum environmental or social safeguards?

The type of instruments included under "#2 Other" and their purpose are outlined in Annex I of this Prospectus under the header 'Financial instruments and investment restrictions'. They include cash, cash equivalents, as well as investment funds and eligible asset classes (other than bonds and equities) that do not specifically promote E/S characteristics. As indicated above, the Sub-fund does not make use of derivatives to attain the environmental or social characteristics promoted. The Sub-fund may make use of derivatives, which thus always fall under the category "#2 Other", for hedging, liquidity management and efficient portfolio management as well as investment purposes. Exchange traded and over-the-counter derivatives are permitted, including but not limited to futures, swaps, options and currency forwards. In case the Sub-fund uses derivatives, the underlying shall comply with the investment policy. Where relevant, minimum environmental or social safeguards are taken into account, by, for example, applying Robeco's Exclusion Policy for any single security derivative.



Is a specific index designated as a reference benchmark to determine whether this financial product is aligned with the environmental and/or social characteristics that it promotes?

Not applicable.

Reference benchmarks are indexes to measure whether the financial product attains the environmental or social characteristics that they promote.



Where can I find more product specific information online?

More product-specific information can be found on the website:

<https://www.robeco.com/en-int/products/funds/>

- Robeco's PAI Statement can be accessed via the following link:
<https://www.robeco.com/files/docm/docu-principal-adverse-impact-statement-summary-entity-level.pdf>
- Robeco's Good Governance test can be accessed via the following link:
<https://www.robeco.com/files/docm/docu-robeco-good-governance-policy.pdf>
- Robeco's SDG framework
<https://www.robeco.com/docm/docu-robeco-explanation-sdg-framework.pdf>
- Robeco's sustainability risk policy
<https://www.robeco.com/files/docm/docu-robeco-sustainability-risk-policy.pdf>

ff) Robeco QI Emerging Ex China Conservative Equities

Pre-contractual disclosure for the financial products referred to in Article 8, paragraphs 1, 2 and 2a, of Regulation (EU) 2019/2088 and Article 6, first paragraph, of Regulation (EU) 2020/852

Product name: Robeco QI Emerging Ex China Conservative Equities

Legal entity identifier: N/A

Environmental and/or social characteristics

Does this financial product have a sustainable investment objective?

Yes

No

It will make a minimum of **sustainable investments with an environmental objective: ___%**

in economic activities that qualify as environmentally sustainable under the EU Taxonomy

in economic activities that do not qualify as environmentally sustainable under the EU Taxonomy

It will make a minimum of **sustainable investments with a social objective: ___%**

It **promotes Environmental/Social (E/S) characteristics** and while it does not have as its objective a sustainable investment, it will have a minimum proportion of 40% of sustainable investments

with an environmental objective in economic activities that qualify as environmentally sustainable under the EU Taxonomy

with an environmental objective in economic activities that do not qualify as environmentally sustainable under the EU Taxonomy

with a social objective

It promotes E/S characteristics, but **will not make any sustainable investments**

Sustainable investment means an investment in an economic activity that contributes to an environmental or social objective, provided that the investment does not significantly harm any environmental or social objective and that the investee companies follow good governance practices.

The **EU Taxonomy** is a classification system laid down in Regulation (EU) 2020/852, establishing a list of **environmentally sustainable economic activities**. That Regulation does not include a list of socially sustainable economic activities. Sustainable investments with an environmental objective might be aligned with the Taxonomy or not.



What environmental and/or social characteristics are promoted by this financial product?

The Sub-fund has the following E/S characteristics:

1. The Sub-fund promotes good governance and sustainable corporate practices through proxy voting, which contributes to long-term shareholder value creation. This includes taking an active stance on social and environmental topics through Robeco's proxy voting policy.
2. The Sub-fund promotes certain minimum environmental and social safeguards through applying exclusion criteria with regards to products and business practices that Robeco believes are detrimental to society and incompatible with sustainable investment strategies, such as exposure to controversial behaviour, controversial weapons, and fossil fuels.
3. The Sub-fund promotes having a lower environmental footprint than the general market index referred to in Appendix VI – Benchmarks (the "General Market Index"), through reduction in carbon, water and waste footprints.
4. The Sub-fund promotes adherence to and conducting business activities in accordance with the United Nations Universal Declaration of Human Rights, the International Labor Organization's (ILO) labor standards, the United Nations Guiding Principles for Business and Human Rights (UNGPs), the United Nations Global Compact (UNGC) and the OECD Guidelines for Multinational Enterprises, by scrutinizing companies that violate these principles.
5. The Sub-fund promotes having a weighted average ESG score that is better than that of the General Market Index.
6. The Sub-fund promotes having a larger share of companies with a positive SDG score (1,2,3) in the portfolio than the General Market Index.

There is no reference benchmark designated for the purpose of attaining the environmental or social characteristics promoted by the Sub-fund.

What sustainability indicators are used to measure the attainment of each of the environmental or social characteristics promoted by this financial product?

The Sub-fund has the following sustainability indicators:

1. The number of holdings and agenda items voted.
2. The % of investments in securities that are on Robeco's Exclusion list as result of the application of Robeco's Exclusion Policy.
3. The Sub-fund's weighted carbon, water and waste footprint score compared to the General Market Index.
4. The number of companies that are in violation of the ILO standards, UNGPs, UNGC or OECD Guidelines for Multinational Enterprises and hence are a part of the Enhanced Engagement program.
5. The Sub-fund's weighted average ESG score compared to the General Market Index.
6. The Sub-fund's weight in companies with a positive SDG score (1,2,3) compared to the General Market Index weight in companies with a positive SDG score (1,2,3).

What are the objectives of the sustainable investments that the financial product partially intends to make and how does the sustainable investment contribute to such objectives?

The sustainable investments aim to contribute to the UN Sustainable Development Goals ("SDGs"), that have both social and environmental objectives. These are 17 goals that are globally recognised and include environmental goals such as climate action, clean water, life on land and water and social goals such as zero hunger, gender equality, education, etc. Robeco has developed a proprietary framework based on the UN SDGs through which an issuer's contribution to such SDGs is determined through a 3-step process. This process starts with a sector baseline on which a company's products are analysed to

Sustainability indicators measure how the environmental or social characteristics promoted by the financial product are attained.

examine contribution to the society and environment. Further, the operational processes involved in creating such products is checked along with any controversies/litigation claims and remediation actions taken which are perused before a final SDG score is determined. The final score ranges between high negative (-3) to high positive (+3) and only those issuers which achieve positive SDG scores (+1,+2 and +3) are regarded as Sustainable Investments.

How do the sustainable investments that the financial product partially intends to make, not cause significant harm to any environmental or social sustainable investment objective?

The sustainable investments do no significant harm to any environmental or social sustainable investment objective by considering a principal adverse impact and aligning with the OECD Guidelines for Multinational Enterprises and the UN Guiding Principles on Business and Human Rights. In addition, sustainable investments score positively on Robeco's SDG Framework, and therefore do not cause significant harm.

How have the indicators for adverse impacts on sustainability factors been taken into account?

Mandatory principal adverse impact indicators are considered through Robeco's SDG Framework, either directly or indirectly, when identifying sustainable investments for the Sub-fund. In addition, voluntary environmental and social indicators are taken into account, depending on their relevance for measuring impacts on the SDGs and the availability of data. A detailed description of the incorporation of principal adverse impacts is available via Robeco's Principal Adverse Impact Statement published on the Robeco website (<https://www.robeco.com/files/docm/docu-principal-adverse-impact-statement-summary-entity-level.pdf>). In this statement, Robeco sets out its approach to identifying and prioritizing principal adverse impacts, and how principal adverse impacts are considered as part of Robeco's investment due diligence process and procedures relating to research and analysis, exclusions and restrictions and/or voting and engagement. This description also explains how principal adverse impact indicators are considered by the SDG Framework.

How are the sustainable investments aligned with the OECD Guidelines for Multinational Enterprises and the UN Guiding Principles on Business and Human Rights? Details:

The sustainable investments are aligned with the OECD Guidelines for Multinational Enterprises and the UN Guiding Principles on Business and Human Rights via both Robeco's Exclusion Policy and Robeco's SDG Framework.

Robeco's Exclusion Policy includes an explanation of how Robeco acts in accordance with the International Labor Organization (ILO) standards, United Nations Guiding Principles (UNGPs), United Nations Global Compact (UNGC) Principles and the Organization for Economic Co-operation and Development (OECD) Guidelines for Multinational Enterprises and is guided by these international treaties to assess the behavior of companies. Robeco continuously screens its investments for breaches of these principles. In case of a breach, the company will be excluded or engaged with, and is not considered a sustainable investment.

Robeco's SDG Framework screens for breaches on these principles in the final step of the framework. In this step, Robeco checks whether the company concerned has been involved in any controversies. Involvement in any controversy will result in a negative SDG score for the company, meaning it is not a sustainable investment.

The EU Taxonomy sets out a "do not significant harm" principle by which Taxonomy-aligned investments should not significantly harm EU Taxonomy objectives and is accompanied by specific EU criteria.

The "do no significant harm" principle applies only to those investments underlying the financial product that take into account the EU criteria for environmentally sustainable economic activities. The investments underlying the remaining portion of this financial product do not take into account the EU criteria for environmentally sustainable economic activities.

Any other sustainable investments must also not significantly harm any environmental or social objectives.



Does this financial product consider principal adverse impacts on sustainability factors?

Yes, _____

The Sub-fund considers principal adverse impacts on sustainability factors as referred to in Annex I of the SFDR Delegated Act.

Pre-investment, the following principal adverse impacts on sustainability factors are considered:

- o Via the applied normative and activity-based exclusions, the following PAIs are considered:
 - Exposure to companies active in the fossil fuel sector (PAI 4, Table 1)
 - Violations of the UN Global Compact Principles and Organisation for Economic Cooperation and Development (OECD) Guidelines for Multinational Enterprises (PAI 10, Table 1)
 - Activities negatively affecting biodiversity-sensitive areas (PAI 7, Table 1). The consideration of this PAI is currently restricted to applying exclusions to palm oil producing companies and for any breaches to the UNGC, UNGP and OECD Guidelines for Multinational Enterprises in relation to biodiversity.
 - Exposure to controversial weapons (anti-personnel mines, cluster munitions, chemical weapons (PAI 14, Table 1)
- o Via the environmental footprint performance targets of the Sub-fund, the following PAIs are considered:
 - Carbon footprint (PAI 2, Table 1)
 - Water and waste indicators (PAI 7-9, Table 1). Robeco will use on water and waste footprint until data quality and coverage of the PAIs will improve.

Post-investment, the following principal adverse impacts on sustainability factors are taken into account:

- o Via the application of the voting policy, the following PAIs are considered:
 - All indicators related to GHG emissions (PAI 1-6, Table 1)
 - Indicators related to social and employee matters (PAI 10-13, Table 1; PAI 5-8, Table 3)
- o Via Robeco's entity engagement program, the following PAIs are considered:
 - All indicators related to Climate and other environment-related indicators (PAI 1-9, Table 1)
 - Violations of the UN Global Compact Principles and Organisation for Economic Cooperation and Development (OECD) Guidelines for Multinational Enterprises (PAI 10, Table 1)

Principal adverse impacts are the most significant negative impacts of investment decisions on sustainability factors relating to environmental, social and employee matters, respect for human rights, anti-corruption and anti-bribery matters.

- In addition, based on a yearly review of Robeco's performance on all mandatory and selected voluntary indicators, holdings of the Sub-fund that cause adverse impact might be selected for engagement.

More information is available via Robeco's Principal Adverse Impact Statement, published on Robeco's website. The Sub-fund will periodically report how it has considered the principal adverse impacts of its investments in the Company's annual report, which will be made available each year on or before 30 April at the Sub-fund page highlighted in final section of this document.

No



What investment strategy does this financial product follow?

Robeco QI Emerging Conservative Equities is an actively managed fund that invests in low-volatility stocks in emerging countries across the world. The selection of these stocks is based on a quantitative model as described in the Investment policy strategy paragraph in Appendix I of this Prospectus. Conservative refers to the focus on equities that show a lower expected volatility than average global equity. The strategy integrates sustainability indicators on a continuous basis as part of the stock selection process. Amongst others, the Sub-fund applies norms-based and activity-based exclusions, Robeco's good governance policy, Robeco's SDG framework and considers Principal Adverse Impacts in the investment process. More product-specific information can be found on our website and the links provided in the final question of this disclosure.

The investment strategy guides investment decisions based on factors such as investment objectives and risk tolerance.

What are the binding elements of the investment strategy used to select the investments to attain each of the environmental or social characteristics promoted by this financial product?

The Sub-fund has the following binding elements:

1. All equity holdings have a granted right to vote and Robeco exerts that right by voting according to Robeco's Proxy Voting Policy, unless impediments occur (e.g. share blocking or when not considered cost efficient). Robeco's Proxy Voting Policy can be found at <https://www.robeco.com/files/docm/docu-robeco-stewardship-policy.pdf>.
2. The Sub-fund's portfolio complies with Robeco's Exclusion Policy (<https://www.robeco.com/files/docm/docu-exclusion-policy.pdf>), that is based on exclusion criteria with regards to products and business practices that Robeco believes are detrimental to society and incompatible with sustainable investment strategies. This means that the Sub-fund has 0% exposure to excluded securities, taking into account a grace period. Information with regards to the effects of the exclusions on the Sub-fund's universe can be found at <https://www.robeco.com/files/docm/docu-exclusion-list.pdf>
3. The Sub-fund's weighted carbon, water and waste footprint score is a better than that of the General Market Index.
4. The Sub-fund scrutinizes investment in companies that are in breach of the ILO standards, UNGPs, UNGC or OECD Guidelines for Multinational Enterprises. If a company in the portfolio breaches one of the international guidelines during the investment period, the company will become part of the Enhanced Engagement program. When engagement is deemed highly unlikely to succeed, the company might be excluded directly.
5. The Sub-fund's weighted average ESG score is better than that of the General Market Index.
6. The Sub-fund's weight in companies with a positive SDG score (1,2,3) is better than that of the General Market Index.

● **What is the committed minimum rate to reduce the scope of the investments considered prior to the application of that investment strategy?**

The Sub-fund does not commit to a minimum rate to reduce the scope of investments prior to the application of the investment strategy.

● **What is the policy to assess good governance practices of the investee companies?**

Robeco has a Good Governance policy to assess governance practices of companies. The policy describes how Robeco determines if and when a company does not follow good governance practices and is therefore excluded from the initial investment universe for Article 8 and 9 products. Robeco's Good Governance policy applies to the Sub-fund and tests on a set of governance criteria that reflect widely recognized industry established norms and include topics as employee relations, management structure, tax compliance and remuneration.

The Good Governance test consists of criteria on such topics that are examined for investee companies and further explained in Robeco's Good Governance policy <https://www.robeco.com/files/docm/docu-robeco-good-governance-policy.pdf>. Additionally, the companies that do not pass the good governance test are reflected in the exclusion list that can be accessed here - <https://www.robeco.com/files/docm/docu-exclusion-list.pdf>.

Good governance practices include sound management structures, employee relations, remuneration of staff and tax compliance.



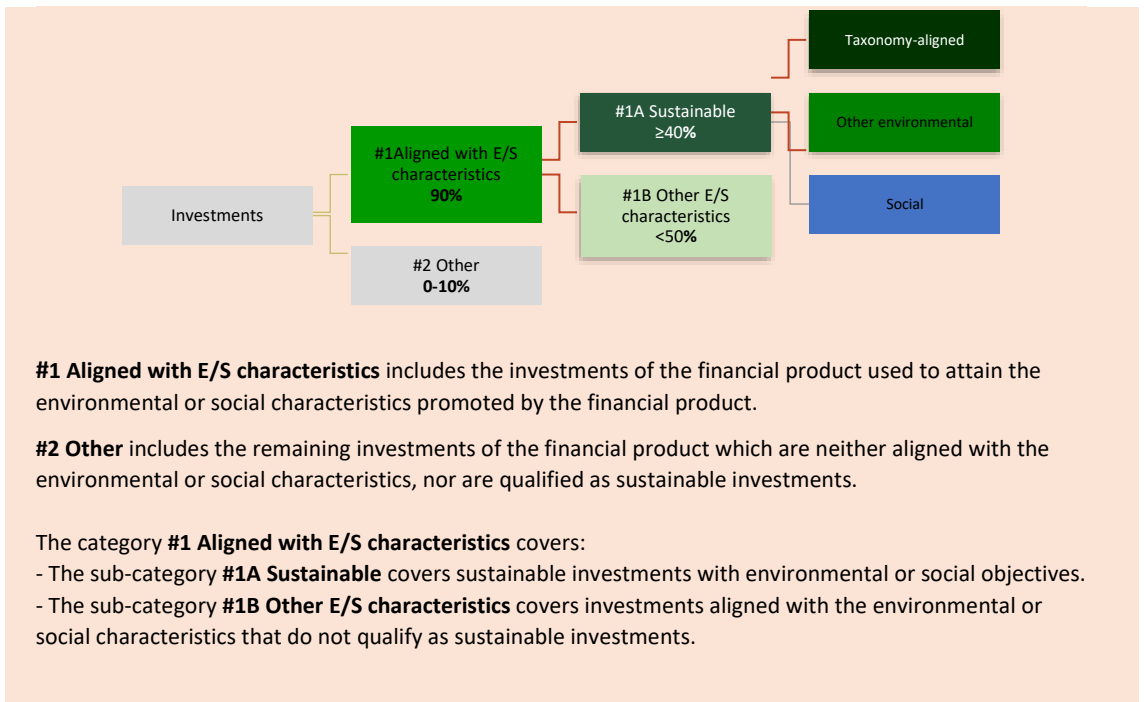
What is the asset allocation planned for this financial product?

At least 90% of the investments are aligned with the E/S characteristics of the Sub-fund. The Sub-fund plans to make a minimum of 40% sustainable investments, measured by positive scores via Robeco's SDG Framework. The investments in the category Other, estimated between 0-10%, are mostly in cash, cash equivalents and derivatives as further described below. The planned asset allocation is monitored continuously, and evaluated on a yearly basis.

Asset allocation describes the share of investments in specific assets.

Taxonomy-aligned activities are expressed as a share of:

- **turnover** reflecting the share of revenue from green activities of investee companies
- **capital expenditure** (CapEx) showing the green investments made by investee companies, e.g. for a transition to a green economy.
- **operational expenditure** (OpEx) reflecting green operational



activities of investee companies.

● **How does the use of derivatives attain the environmental or social characteristics promoted by the financial product?**

The Sub-fund does not make use of derivatives to attain the environmental or social characteristics promoted by the financial product. The Sub-fund may make use of derivatives for hedging, liquidity management and efficient portfolio management as well as investment purposes. Exchange traded and over-the-counter derivatives are permitted, including but not limited to futures, swaps, options and currency forwards. Whilst the Sub-fund may use derivatives both for investment purposes as well as for hedging and efficient portfolio management, it does not utilize derivatives for such purposes outside the intended share of investments allocated to the 'Other' category.

In case the Sub-fund uses derivatives, the underlying shall comply with the investment policy. Where relevant, minimum environmental or social safeguards are taken into account as described below.



● **To what minimum extent are sustainable investments with an environmental objective aligned with the EU Taxonomy?**

0%. The Sub-fund does not intend to make Taxonomy-aligned investments. It cannot be excluded that among the Sub-fund's holdings certain investments are Taxonomy aligned. The Sub-fund will report on Taxonomy-aligned investment in the periodic disclosures. In the future, once data-availability in relation to the EU Taxonomy will improve, Robeco might consider setting a target based on turnover or CAPEX. Robeco currently relies on third-party data, including data in relation to companies that do not disclose on the EU Taxonomy alignment of their activities. EU Taxonomy-alignment data is not yet subject to a review by third parties. The Sub-fund only makes investments in equity and therefore it does not have sovereign exposures. The expected level of alignment with and without sovereign bonds is the same.

To comply with the EU Taxonomy, the criteria for **fossil gas** include limitations on emissions and switching to renewable power or low-carbon fuels

● **Does the financial product invest in fossil gas and/or nuclear energy related activities that comply with the EU Taxonomy?³⁴**

Yes

In fossil gas In nuclear energy

No

³⁴ Fossil gas and/or nuclear related activities will only comply with the EU Taxonomy where they contribute to limiting climate change ("climate change mitigation") and do not significantly harm any EU Taxonomy objective - see explanatory note in the left hand margin. The full criteria for fossil gas and nuclear energy economic activities that comply with the EU Taxonomy are laid down in Commission Delegated Regulation (EU) 2022/1214.

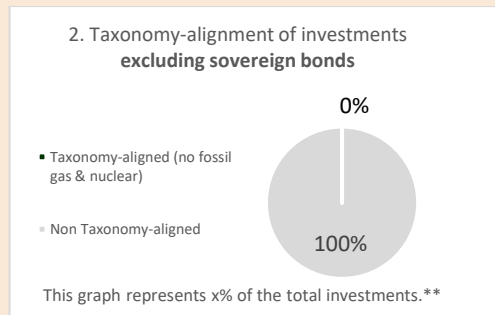
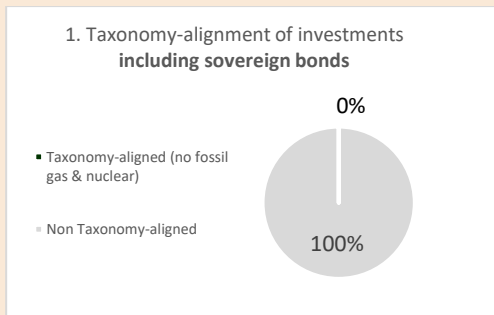
by the end of 2035. For nuclear energy, the criteria include comprehensive safety and waste management rules.

Enabling activities directly enable other activities to make a substantial contribution to an environmental objective.

Transitional activities are activities for which low-carbon alternatives are not yet available and among others have greenhouse gas emission levels corresponding to the best performance.

are sustainable investments with an environmental objective that **do not take into account the criteria** for environmentally sustainable economic activities under the EU Taxonomy.

The two graphs below show in green the minimum percentage of investments that are aligned with the EU Taxonomy. As there is no appropriate methodology to determine the Taxonomy-alignment of sovereign bonds*, the first graph shows the Taxonomy alignment in relation to all the investments of the financial product including sovereign bonds, while the second graph shows the Taxonomy alignment only in relation to the investments of the financial product other than sovereign bonds.



* For the purpose of these graphs, 'sovereign bonds' consist of all sovereign exposures

** As the investments are not Taxonomy-aligned, the exclusion of sovereign bonds has no impact on the graph and therefore no such percentage is shown here.

What is the minimum share of investments in transitional and enabling activities?

0%.



What is the minimum share of sustainable investments with an environmental objective that are not aligned with the EU Taxonomy?

The Sub-fund intends to make sustainable investments, measured as positive scores via Robeco's SDG Framework. Among those could be investments with environmental objectives that do not qualify as Taxonomy-aligned. The environmental objectives of the Sub-fund are attained by investing in companies that score positively on SDG 12 (Responsible consumption and production), SDG 13 (Climate action), SDG 14 (Life below water), and SDG 15 (Life on land) in Robeco's SDG Framework. While the sum of sustainable investments with an environmental objective and socially sustainable investments always adds up to the Sub-fund's minimum proportion of 40% sustainable investments, we do not commit to a minimum share of sustainable investments with an environmental objective because the Sub-fund's investment strategy does not have a specific environmental investment objective. Therefore, the minimum share of sustainable investments with an environmental objective is 0%.



What is the minimum share of socially sustainable investments?

The Sub-fund intends to make sustainable investments, measured as positive scores via Robeco's SDG Framework. Among those could be investments with social objectives. The social objectives of the Sub-fund are attained by investing in companies that score positively on SDG 1 (No poverty), SDG 2 (Zero hunger), SDG 3 (Good health and well-being), SDG 4 (Quality education), SDG 5 (Gender equality), SDG 6 (Clear water and sanitation), SDG 7 (Affordable and clean energy), SDG 8 (Decent work and economic growth), SDG 9 (Industry, innovation and infrastructure), SDG 10 (Reduced inequalities), SDG 11 (Sustainable cities and communities), SDG 16 (Peace, justice and strong institutions) and SDG 17 (Partnerships for the goals), in Robeco's SDG Framework. While the sum of socially sustainable investments and sustainable investments with an environmental objective always adds up to the Sub-fund's minimum proportion of sustainable investments, we do not commit to a minimum share of socially sustainable investments because the Sub-fund's investment strategy does not have a specific socially sustainable investment objective. Therefore, the minimum share of socially sustainable investments is 0%.



What investments are included under "#2 Other", what is their purpose and are there any minimum environmental or social safeguards?

The type of instruments included under "#2 Other" and their purpose are outlined in Annex I of this Prospectus under the header 'Financial instruments and investment restrictions'. They include cash, cash equivalents, as well as investment funds and eligible asset classes (other than bonds and equities) that do not specifically promote E/S characteristics. As indicated above, the Sub-fund does not make use of derivatives to attain the environmental or social characteristics promoted. The Sub-fund may make use of derivatives, which thus always fall under the category "#2 Other", for hedging, liquidity management and efficient portfolio management as well as investment purposes. Exchange traded and over-the-counter derivatives are permitted, including but not limited to futures, swaps, options and currency forwards. In case the Sub-fund uses derivatives, the underlying shall comply with the investment policy. Where relevant, minimum environmental or social safeguards are taken into account, by, for example, applying Robeco's Exclusion Policy for any single security derivative.



Is a specific index designated as a reference benchmark to determine whether this financial product is aligned with the environmental and/or social characteristics that it promotes?

Not applicable.

Reference benchmarks are indexes to measure whether the financial product attains the environmental or social characteristics that they promote.



Where can I find more product specific information online?

More product-specific information can be found on the website:

<https://www.robeco.com/en-int/products/funds/>

- o Robeco's PAI Statement can be accessed via the following link:
<https://www.robeco.com/files/docm/docu-principal-adverse-impact-statement-summary-entity-level.pdf>
- o Robeco's Good Governance test can be accessed via the following link:
<https://www.robeco.com/files/docm/docu-robeco-good-governance-policy.pdf>
- o Robeco's SDG framework
<https://www.robeco.com/docm/docu-robeco-explanation-sdg-framework.pdf>
- o Robeco's sustainability risk policy
<https://www.robeco.com/files/docm/docu-robeco-sustainability-risk-policy.pdf>

gg) Robeco QI Global Developed Active Small Cap Equities

Pre-contractual disclosure for the financial products referred to in Article 8, paragraphs 1, 2 and 2a, of Regulation (EU) 2019/2088 and Article 6, first paragraph, of Regulation (EU) 2020/852

Product name: Robeco QI Global Developed Active Small Cap Equities

Legal entity identifier: TBD

Environmental and/or social characteristics

Does this financial product have a sustainable investment objective?

Yes

No

It will make a minimum of **sustainable investments with an environmental objective:** ____%

- in economic activities that qualify as environmentally sustainable under the EU Taxonomy
- in economic activities that do not qualify as environmentally sustainable under the EU Taxonomy

It will make a minimum of **sustainable investments with a social objective:** ____%

It **promotes Environmental/Social (E/S) characteristics** and while it does not have as its objective a sustainable investment, it will have a minimum proportion of 50% of sustainable investments

- with an environmental objective in economic activities that qualify as environmentally sustainable under the EU Taxonomy
- with an environmental objective in economic activities that do not qualify as environmentally sustainable under the EU Taxonomy
- with a social objective

It promotes E/S characteristics, but **will not make any sustainable investments**

Sustainable investment means an investment in an economic activity that contributes to an environmental or social objective, provided that the investment does not significantly harm any environmental or social objective and that the investee companies follow good governance practices.

The **EU Taxonomy** is a classification system laid down in Regulation (EU) 2020/852, establishing a list of **environmentally sustainable economic activities**. That Regulation does not include a list of socially sustainable economic activities. Sustainable investments with an environmental objective might be aligned with the Taxonomy or not.



What environmental and/or social characteristics are promoted by this financial product?

Sustainability indicators measure how the environmental or social characteristics promoted by the financial product are attained.

The Sub-fund has the following E/S characteristics:

1. The Sub-fund promotes good governance and sustainable corporate practices through proxy voting, which contributes to long-term shareholder value creation. This includes taking an active stance on social and environmental topics through Robeco's proxy voting policy.
2. The Sub-fund promotes certain minimum environmental and social safeguards through applying exclusion criteria with regards to products and business practices that Robeco believes are detrimental to society and incompatible with sustainable investment strategies, such as exposure to controversial behavior, controversial weapons, and fossil fuels.
3. The Sub-fund promotes having a lower environmental footprint than the general market index referred to in Appendix VI – Benchmarks (the "General Market Index"), through the reduction in carbon, water and waste footprints.
4. The Sub-fund promotes adherence to and conducting business activities in accordance with the United Nations Universal Declaration of Human Rights, the International Labor Organization's (ILO) labor standards, the United Nations Guiding Principles for Business and Human Rights (UNGPs), the United Nations Global Compact (UNGC) and the OECD Guidelines for Multinational Enterprises, by scrutinizing companies that violate these principles.
5. The Sub-fund promotes having a weighted average ESG score that is better than that of the General Market Index.
6. The Sub-fund promotes having a larger share of companies with a positive SDG score (1,2,3) in the portfolio than the General Market Index.

There is no reference benchmark designated for the purpose of attaining the environmental or social characteristics promoted by the Sub-fund.

What sustainability indicators are used to measure the attainment of each of the environmental or social characteristics promoted by this financial product?

The Sub-fund has the following sustainability indicators:

1. The number of holdings and agenda items voted.
2. The % of investments in securities that are on Robeco's Exclusion list as result of the application of Robeco's Exclusion Policy.
3. The Sub-fund's weighted carbon, water and waste footprint score compared to the General Market Index.
4. The number of companies that are in violation of the ILO standards, UNGPs, UNGC or OECD Guidelines for Multinational Enterprises and hence are a part of the Enhanced Engagement program.
5. The Sub-fund's weighted average ESG score compared to the General Market Index.
6. The Sub-fund's weight in companies with a positive SDG score (1,2,3) compared to the General Market Index weight in companies with a positive SDG score (1,2,3).

What are the objectives of the sustainable investments that the financial product partially intends to make and how does the sustainable investment contribute to such objectives?

The sustainable investments aim to contribute to the UN Sustainable Development Goals ("SDGs"), that have both social and environmental objectives. These are 17 goals that are globally recognised and include environmental goals such as climate action, clean water, life on land and water and social goals such as zero hunger, gender equality, education, etc. Robeco has developed a proprietary framework based on the UN SDGs through which an issuer's contribution to such SDGs is determined through a 3-step process. This process starts with a sector baseline on which a company's products are analysed to examine contribution to the society and environment. Further, the operational processes involved in

creating such products is checked along with any controversies/litigation claims and remediation actions taken which are perused before a final SDG score is determined. The final score ranges between high negative (-3) to high positive (+3) and only those issuers which achieve positive SDG scores (+1, +2 and +3) are regarded as Sustainable Investments.

● ***How do the sustainable investments that the financial product partially intends to make, not cause significant harm to any environmental or social sustainable investment objective?***

The sustainable investments do no significant harm to any environmental or social sustainable investment objective by considering a principal adverse impact and aligning with the OECD Guidelines for Multinational Enterprises and the UN Guiding Principles on Business and Human Rights. In addition, sustainable investments score positively on Robeco's SDG Framework, and therefore do not cause significant harm.

How have the indicators for adverse impacts on sustainability factors been taken into account?

Mandatory principal adverse impact indicators are considered through Robeco's SDG Framework, either directly or indirectly, when identifying sustainable investments for the Sub-fund. In addition, voluntary environmental and social indicators are taken into account, depending on their relevance for measuring impacts on the SDGs and the availability of data. A detailed description of the incorporation of principal adverse impacts is available via Robeco's Principal Adverse Impact Statement published on the Robeco website (<https://www.robeco.com/files/docm/docu-principal-adverse-impact-statement-summary-entity-level.pdf>). In this statement, Robeco sets out its approach to identifying and prioritizing principal adverse impacts, and how principal adverse impacts are considered as part of Robeco's investment due diligence process and procedures relating to research and analysis, exclusions and restrictions and/or voting and engagement. This description also explains how principal adverse impact indicators are considered by the SDG Framework.

How are the sustainable investments aligned with the OECD Guidelines for Multinational Enterprises and the UN Guiding Principles on Business and Human Rights? Details:

The sustainable investments are aligned with the OECD Guidelines for Multinational Enterprises and the UN Guiding Principles on Business and Human Rights via both Robeco's Exclusion Policy and Robeco's SDG Framework.

Robeco's Exclusion Policy includes an explanation of how Robeco acts in accordance with the International Labor Organization (ILO) standards, United Nations Guiding Principles (UNGPs), United Nations Global Compact (UNGC) Principles and the Organization for Economic Co-operation and Development (OECD) Guidelines for Multinational Enterprises and is guided by these international treaties to assess the behavior of companies. Robeco continuously screens its investments for breaches of these principles. In case of a breach, the company will be excluded or engaged with, and is not considered a sustainable investment.

Robeco's SDG Framework screens for breaches on these principles in the final step of the framework. In this step, Robeco checks whether the company concerned has been involved in any controversies. Involvement in any controversy will result in a negative SDG score for the company, meaning it is not a sustainable investment.

The EU Taxonomy sets out a "do not significant harm" principle by which Taxonomy-aligned investments should not significantly harm EU Taxonomy objectives and is accompanied by specific EU criteria.

The "do no significant harm" principle applies only to those investments underlying the financial product that take into account the EU criteria for environmentally sustainable economic activities. The investments underlying the remaining portion of this financial product do not take into account the EU criteria for environmentally sustainable economic activities.

Any other sustainable investments must also not significantly harm any environmental or social objectives.



Does this financial product consider principal adverse impacts on sustainability factors?

Yes, _____

The Sub-fund considers principal adverse impacts on sustainability factors as referred to in Annex I of the SFDR Delegated Act.

Pre-investment, the following principal adverse impacts on sustainability factors are considered:

- Via the applied normative and activity-based exclusions, the following PAIs are considered:
 - Exposure to companies active in the fossil fuel sector (PAI 4, Table 1)
 - Violations of the UN Global Compact Principles and Organisation for Economic Cooperation and Development (OECD) Guidelines for Multinational Enterprises (PAI 10, Table 1)
 - Activities negatively affecting biodiversity-sensitive areas (PAI 7, Table 1). The consideration of this PAI is currently restricted to applying exclusions to palm oil producing companies and for any breaches to the UNGC, UNGP and OECD Guidelines for Multinational Enterprises in relation to biodiversity.
 - Exposure to controversial weapons (anti-personnel mines, cluster munitions, chemical weapons (PAI 14, Table 1)
- Via the ESG integration process, as part of the investment due diligence policies and procedures, the following PAIs are considered:
 - All indicators related to GHG emissions, as part of the required Climate Risk analysis (PAI 1-6, Table 1, PAI 4, Table 2)
 - Biodiversity, water and waste indicators (PAI 7-9, Table 1)
 - Board gender diversity (PAI 13, Table 1)

Post-investment, the following principal adverse impacts on sustainability factors are taken into account:

- Via the application of the voting policy, the following PAIs are considered:
 - All indicators related to GHG emissions (PAI 1-6, Table 1)

Principal adverse impacts are the most significant negative impacts of investment decisions on sustainability factors relating to environmental, social and employee matters, respect for human rights, anti-corruption and anti-bribery matters.

- Indicators related to social and employee matters (PAI 10-13, Table 1; PAI 5-8, Table 3)
- o Via Robeco's entity engagement program, the following PAIs are considered:
 - All indicators related to Climate and other environment-related indicators (PAI 1-9, Table 1)
 - Violations of the UN Global Compact Principles and Organisation for Economic Cooperation and Development (OECD) Guidelines for Multinational Enterprises (PAI 10, Table 1). On an ongoing basis, the investment universe is scanned for controversial behavior in relation to the aforementioned principles and guidelines.
 - In addition, based on a yearly review of Robeco's performance on all mandatory and selected voluntary indicators, holdings of the Sub-fund that cause adverse impact might be selected for engagement.

More information is available via Robeco's Principal Adverse Impact Statement, published on Robeco's website. The Sub-fund will periodically report how it has considered the principal adverse impacts of its investments in the Company's annual report, which will be made available each year on or before 30 April at the Sub-fund page highlighted in final section of this document.

No



What investment strategy does this financial product follow?

Robeco QI Global Developed Active Small Cap Equities is an actively managed Sub-fund that invests in small and midsize companies in developed countries across the world. The selection of these stocks is based on a quantitative model as described in the Investment policy strategy paragraph in Appendix I of this Prospectus. The strategy integrates sustainability indicators on a continuous basis as part of the stock selection process. Amongst others, the Sub-fund applies norms-based and activity-based exclusions, Robeco's good governance policy, Robeco's SDG framework and considers Principal Adverse Impacts in the investment process. More product-specific information can be found on our website and the links provided in the final question of this disclosure.

What are the binding elements of the investment strategy used to select the investments to attain each of the environmental or social characteristics promoted by this financial product?

The Sub-fund has the following binding elements:

1. All equity holdings have a granted right to vote and Robeco exerts that right by voting according to Robeco's Proxy Voting Policy, unless impediments occur (e.g. share blocking). Robeco's Proxy Voting Policy can be found at <https://www.robeco.com/files/docm/docu-robeco-stewardship-policy.pdf>.
2. The Sub-fund's portfolio complies with Robeco's Exclusion Policy (<https://www.robeco.com/files/docm/docu-exclusion-policy.pdf>), that is based on exclusion criteria with regards to products and business practices that Robeco believes are detrimental to society and incompatible with sustainable investment strategies, such as exposure to controversial behavior, controversial weapons, and fossil fuels. This means that the Sub-fund has 0% exposure to excluded securities, taking into account a grace period. Information with regards to the effects of the exclusions on the Sub-fund's universe can be found at <https://www.robeco.com/files/docm/docu-exclusion-list.pdf>
3. The Sub-fund's weighted carbon, water and waste footprint score is a better than that of the General Market Index.
4. The Sub-fund scrutinizes investment in companies that are in breach of the ILO standards, UNGPs, UNGC or OECD Guidelines for Multinational Enterprises. If a company in the portfolio breaches one of the international guidelines during the investment period, the company will become part of the

The investment strategy guides investment decisions based on factors such as investment objectives and risk tolerance.

Enhanced Engagement program. When engagement is deemed highly unlikely to succeed, the company might be excluded directly.

5. The Sub-fund's weighted average ESG score is better than that of the General Market Index.
6. The Sub-fund's weight in companies with a positive SDG score (1,2,3) is better than that of the General Market Index.

● **What is the committed minimum rate to reduce the scope of the investments considered prior to the application of that investment strategy?**

The Sub-fund does not commit to a minimum rate to reduce the scope of investments prior to the application of the investment strategy.

● **What is the policy to assess good governance practices of the investee companies?**

Robeco has a Good Governance policy to assess governance practices of companies. The policy describes how Robeco determines if and when a company does not follow good governance practices and is therefore excluded from the initial investment universe for Article 8 and 9 products. Robeco's Good Governance policy applies to the Sub-fund and tests on a set of governance criteria that reflect widely recognized industry established norms and include topics as employee relations, management structure, tax compliance and remuneration.

The Good Governance test consists of criteria on such topics that are examined for investee companies and further explained in Robeco's Good Governance policy <https://www.robeco.com/files/docm/docu-robeco-good-governance-policy.pdf>. Additionally, the companies that do not pass the good governance test are reflected in the exclusion list that can be accessed here - <https://www.robeco.com/files/docm/docu-exclusion-list.pdf>.

What is the asset allocation planned for this financial product?

At least 90% of the investments are aligned with the E/S characteristics of the Sub-fund. The Sub-fund plans to make a minimum of 50% sustainable investments, measured by positive scores via Robeco's SDG Framework. The investments in the category Other, estimated between 0-10%, are mostly in cash, cash equivalents and derivatives as further described below. The planned asset allocation is monitored continuously, and evaluated on a yearly basis.

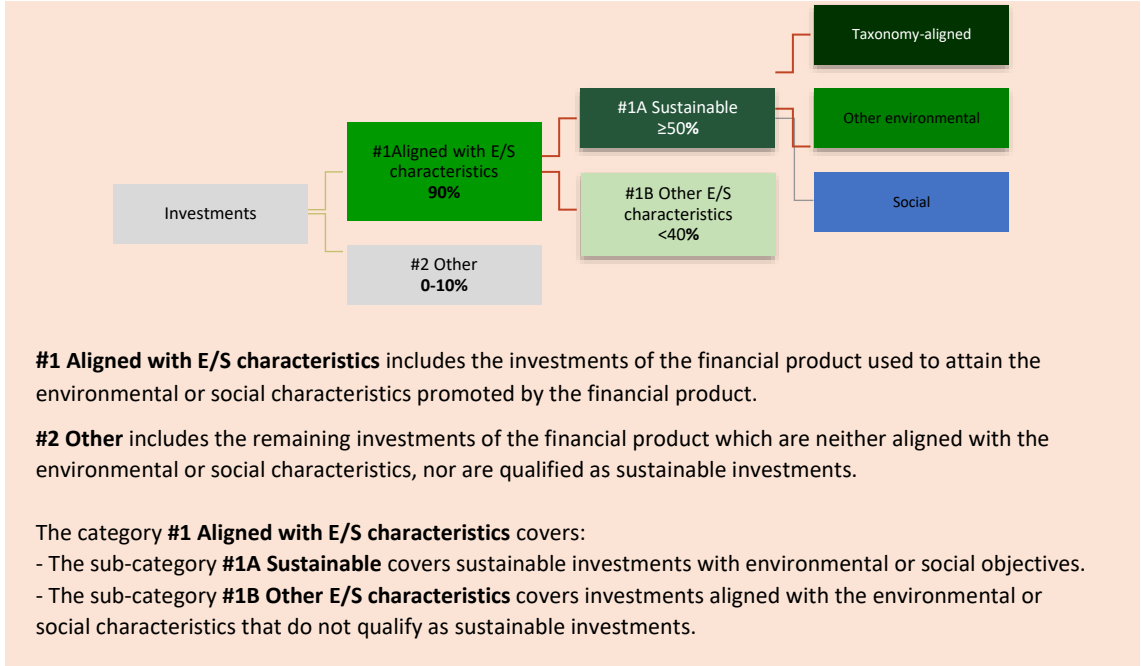
Good governance practices include sound management structures, employee relations, remuneration of staff and tax compliance.



Asset allocation describes the share of investments in specific assets.

Taxonomy-aligned activities are expressed as a share of:

- **turnover** reflecting the share of revenue from green activities of investee companies
- **capital expenditure** (CapEx) showing the green investments made by investee companies, e.g. for a transition to a green economy.
- **operational expenditure** (OpEx) reflecting green operational activities of investee companies.



How does the use of derivatives attain the environmental or social characteristics promoted by the financial product?

The Sub-fund does not make use of derivatives to attain the environmental or social characteristics promoted by the financial product. The Sub-fund may make use of derivatives for hedging, liquidity management and efficient portfolio management as well as investment purposes. Exchange traded and over-the-counter derivatives are permitted, including but not limited to futures, swaps, options and currency forwards. Whilst the Sub-fund may use derivatives both for investment purposes as well as for hedging and efficient portfolio management, it does not utilize derivatives for such purposes outside the intended share of investments allocated to the 'Other' category.

In case the Sub-fund uses derivatives, the underlying shall comply with the investment policy. Where relevant, minimum environmental or social safeguards are taken into account as described below.




To what minimum extent are sustainable investments with an environmental objective aligned with the EU Taxonomy?

0%. The Sub-fund does not intend to make Taxonomy-aligned investments. It cannot be excluded that among the Sub-fund's holdings certain investments are Taxonomy aligned. The Sub-fund will report on Taxonomy-aligned investment in the periodic disclosures. In the future, once data-availability in relation to the EU Taxonomy will improve, Robeco might consider setting a target based on turnover or CAPEX. Robeco currently relies on third-party data, including data in relation to companies that do not disclose on the EU Taxonomy alignment of their activities. EU Taxonomy-alignment data is not yet subject to a review by third parties. The Sub-fund only makes investments in equity and therefore it does not have sovereign exposures. The expected level of alignment with and without sovereign bonds is the same.

To comply with the EU Taxonomy, the criteria for **fossil gas** include limitations on emissions and switching to renewable power or low-carbon fuels by the end of 2035. For **nuclear energy**, the criteria include comprehensive safety and waste management rules.

Enabling activities directly enable other activities to make a substantial contribution to an environmental objective.

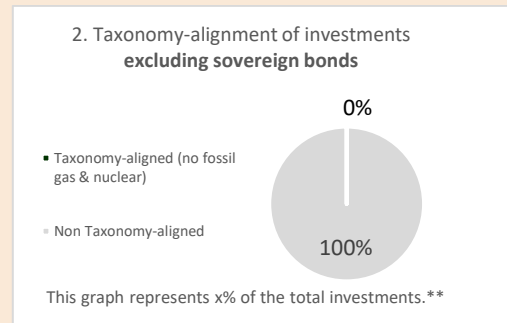
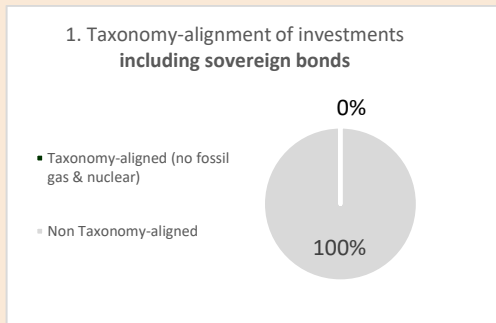
Transitional activities are activities for which low-carbon alternatives are not yet available and among others have greenhouse gas emission levels corresponding to the best performance.

 are sustainable investments with an environmental

● **Does the financial product invest in fossil gas and/or nuclear energy related activities that comply with the EU Taxonomy?³⁵**

- Yes
 - In fossil gas
 - In nuclear energy
- No

The two graphs below show in green the minimum percentage of investments that are aligned with the EU Taxonomy. As there is no appropriate methodology to determine the Taxonomy-alignment of sovereign bonds, the first graph shows the Taxonomy alignment in relation to all the investments of the financial product including sovereign bonds, while the second graph shows the Taxonomy alignment only in relation to the investments of the financial product other than sovereign bonds.*



* For the purpose of these graphs, 'sovereign bonds' consist of all sovereign exposures

** As the investments are not Taxonomy-aligned, the exclusion of sovereign bonds has no impact on the graph and therefore no such percentage is shown here.

● **What is the minimum share of investments in transitional and enabling activities?**

0%.



● **What is the minimum share of sustainable investments with an environmental objective that are not aligned with the EU Taxonomy?**

The Sub-fund intends to make sustainable investments, measured as positive scores via Robeco's SDG Framework. Among those could be investments with environmental objectives that do not qualify as Taxonomy-aligned. The environmental objectives of the Sub-fund are attained by investing in companies that score positively on SDG 12 (Responsible consumption and production), SDG 13 (Climate action), SDG 14 (Life below water), and SDG 15 (Life on land) in Robeco's SDG Framework. While the sum of sustainable investments with an environmental objective and socially sustainable investments always adds up to the Sub-fund's minimum proportion of 50% sustainable investments, we do not commit to a minimum share of sustainable investments with an environmental objective because the Sub-fund's investment strategy does not have a specific environmental investment objective. Therefore, the minimum share of sustainable investments with an environmental objective is 0%.



● **What is the minimum share of socially sustainable investments?**

³⁵ Fossil gas and/or nuclear related activities will only comply with the EU Taxonomy where they contribute to limiting climate change ("climate change mitigation") and do not significantly harm any EU Taxonomy objective - see explanatory note in the left hand margin. The full criteria for fossil gas and nuclear energy economic activities that comply with the EU Taxonomy are laid down in Commission Delegated Regulation (EU) 2022/1214.

objective that **do not take into account the criteria for environmentally sustainable economic activities under the EU Taxonomy.**

The Sub-fund intends to make sustainable investments, measured as positive scores via Robeco's SDG Framework. Among those could be investments with social objectives. The social objectives of the Sub-fund are attained by investing in companies that score positively on SDG 1 (No poverty), SDG 2 (Zero hunger), SDG 3 (Good health and well-being), SDG 4 (Quality education), SDG 5 (Gender equality), SDG 6 (Clear water and sanitation), SDG 7 (Affordable and clean energy), SDG 8 (Decent work and economic growth), SDG 9 (Industry, innovation and infrastructure), SDG 10 (Reduced inequalities), SDG 11 (Sustainable cities and communities), SDG 16 (Peace, justice and strong institutions) and SDG 17 (Partnerships for the goals), in Robeco's SDG Framework. While the sum of socially sustainable investments and sustainable investments with an environmental objective always adds up to the Sub-fund's minimum proportion of sustainable investments, we do not commit to a minimum share of socially sustainable investments because the Sub-fund's investment strategy does not have a specific socially sustainable investment objective. Therefore, the minimum share of socially sustainable investments is 0%.



What investments are included under "#2 Other", what is their purpose and are there any minimum environmental or social safeguards?

The type of instruments included under "#2 Other" and their purpose are outlined in Annex I of this Prospectus under the header 'Financial instruments and investment restrictions'. They include cash, cash equivalents, as well as investment funds and eligible asset classes (other than bonds and equities) that do not specifically promote E/S characteristics. As indicated above, the Sub-fund does not make use of derivatives to attain the environmental or social characteristics promoted. The Sub-fund may make use of derivatives, which thus always fall under the category "#2 Other", for hedging, liquidity management and efficient portfolio management as well as investment purposes. Exchange traded and over-the-counter derivatives are permitted, including but not limited to futures, swaps, options and currency forwards. In case the Sub-fund uses derivatives, the underlying shall comply with the investment policy. Where relevant, minimum environmental or social safeguards are taken into account, by, for example, applying Robeco's Exclusion Policy for any single security derivative.



Is a specific index designated as a reference benchmark to determine whether this financial product is aligned with the environmental and/or social characteristics that it promotes?

Not applicable.

Reference benchmarks are indexes to measure whether the financial product attains the environmental or social characteristics that they promote.



Where can I find more product specific information online?

More product-specific information can be found on the website:

<https://www.robeco.com/en-int/products/funds/>

- Robeco's PAI Statement can be accessed via the following link:
<https://www.robeco.com/files/docm/docu-principal-adverse-impact-statement-summary-entity-level.pdf>
- Robeco's Good Governance test can be accessed via the following link:
<https://www.robeco.com/files/docm/docu-robeco-good-governance-policy.pdf>
- Robeco's SDG framework

- <https://www.robeco.com/docm/docu-robeco-explanation-sdg-framework.pdf>
Robeco's sustainability risk policy
- <https://www.robeco.com/files/docm/docu-robeco-sustainability-risk-policy.pdf>

hh) Robeco Emerging Markets Climate Transition Equities

Pre-contractual disclosure for the financial products referred to in Article 8, paragraphs 1, 2 and 2a, of Regulation (EU) 2019/2088 and Article 6, first paragraph, of Regulation (EU) 2020/852

Product name: Robeco Emerging Markets Climate Transition Equities

Legal entity identifier: 2138008JOR5BVQBE8C96

Environmental and/or social characteristics

Does this financial product have a sustainable investment objective?

Yes **No**

It will make a minimum of **sustainable investments with an environmental objective: ___%**

- in economic activities that qualify as environmentally sustainable under the EU Taxonomy
- in economic activities that do not qualify as environmentally sustainable under the EU Taxonomy

It will make a minimum of **sustainable investments with a social objective: ___%**

It **promotes Environmental/Social (E/S) characteristics** and while it does not have as its objective a sustainable investment, it will have a minimum proportion of 50% of sustainable investments

- with an environmental objective in economic activities that qualify as environmentally sustainable under the EU Taxonomy
- with an environmental objective in economic activities that do not qualify as environmentally sustainable under the EU Taxonomy
- with a social objective

It promotes E/S characteristics, but **will not make any sustainable investments**

Sustainable investment means an investment in an economic activity that contributes to an environmental or social objective, provided that the investment does not significantly harm any environmental or social objective and that the investee companies follow good governance practices.

The **EU Taxonomy** is a classification system laid down in Regulation (EU) 2020/852, establishing a list of **environmentally sustainable economic activities**. That Regulation does not include a list of socially sustainable economic activities. Sustainable investments with an environmental objective might be aligned with the Taxonomy or not.



What environmental and/or social characteristics are promoted by this financial product?

Sustainability indicators measure how the environmental or social characteristics promoted by the financial product are attained.

The Sub-fund has the following E/S characteristics:

1. The Sub-fund promotes Transition-related Investments contributing to the goals of the Paris Agreement.
2. The Sub-fund promotes certain minimum environmental and social safeguards through applying exclusion criteria with regards to products and business practices that Robeco believes are detrimental to society and incompatible with sustainable investment strategies, such as exposure to controversial behavior, controversial weapons, and fossil fuels.
3. The Sub-fund promotes adherence to and conducting business activities in accordance with the United Nations Universal Declaration of Human Rights, the International Labor Organization's (ILO) labor standards, the United Nations Guiding Principles for Business and Human Rights (UNGPs), the United Nations Global Compact (UNGC) and the OECD Guidelines for Multinational Enterprises.
4. The Sub-fund promotes good governance and sustainable corporate practices through proxy voting, which contributes to long-term shareholder value creation. This includes taking an active stance on social and environmental topics through Robeco's proxy voting policy.
5. The Sub-fund limits investing in companies with an elevated sustainability risk based on ESG risk scores whereas all such investments require separate approval of a dedicated committee that oversees that all investments are substantiated and eligible based on a fundamental review on the sustainability risk.

There is no reference benchmark designated for the purpose of attaining the environmental or social characteristics promoted by the Sub-fund.

What sustainability indicators are used to measure the attainment of each of the environmental or social characteristics promoted by this financial product?

The Sub-fund has the following sustainability indicators:

1. The proportion of Transition-related Investments contributing to the goals of the Paris Agreement.
2. The % of investments in securities that are on Robeco's Exclusion list as result of the application of Robeco's Exclusion Policy.
3. The number of holdings that are in violation of the ILO standards, UNGPs, UNGC or OECD Guidelines for Multinational Enterprises.
4. The number of holdings and agenda items voted.
5. The % of holdings with an elevated sustainability risk profile.

What are the objectives of the sustainable investments that the financial product partially intends to make and how does the sustainable investment contribute to such objectives?

The sustainable investments aim to contribute to the UN Sustainable Development Goals ("SDGs"), that have both social and environmental objectives. These are 17 goals that are globally recognised and include environmental goals such as climate action, clean water, life on land and water and social goals such as zero hunger, gender equality, education, etc. Robeco has developed a proprietary framework based on the UN SDGs through which an issuer's contribution to such SDGs is determined through a 3-step process. This process starts with a sector baseline on which a company's products are analysed to examine contribution to the society and environment. Further, the operational processes involved in creating such products is checked along with any controversies/litigation claims and remediation actions taken which are perused before a final SDG score is determined. The final score ranges between high negative (-3) to high positive (+3) and only those issuers which achieve positive SDG scores (+1,+2 and, +3) are regarded as Sustainable Investments. Investments in transition assets can, but do not per se need to be, sustainable investments.

● ***How do the sustainable investments that the financial product partially intends to make, not cause significant harm to any environmental or social sustainable investment objective?***

The sustainable investments do no significant harm to any environmental or social sustainable investment objective by considering a principal adverse impact and aligning with the OECD Guidelines for Multinational Enterprises and the UN Guiding Principles on Business and Human Rights. In addition, sustainable investments score positively on Robeco's SDG Framework, and therefore do not cause significant harm.

How have the indicators for adverse impacts on sustainability factors been taken into account?

Mandatory principal adverse impact indicators are considered through Robeco's SDG Framework, either directly or indirectly, when identifying sustainable investments for the Sub-fund. In addition, voluntary environmental and social indicators are taken into account, depending on their relevance for measuring impacts on the SDGs and the availability of data. A detailed description of the incorporation of principal adverse impacts is available via Robeco's Principal Adverse Impact Statement published on the Robeco website (<https://www.robeco.com/files/docm/docu-principal-adverse-impact-statement-summary-entity-level.pdf>). In this statement, Robeco sets out its approach to identifying and prioritizing principal adverse impacts, and how principal adverse impacts are considered as part of Robeco's investment due diligence process and procedures relating to research and analysis, exclusions and restrictions and/or voting and engagement. This description also explains how principal adverse impact indicators are considered by the SDG Framework.

How are the sustainable investments aligned with the OECD Guidelines for Multinational Enterprises and the UN Guiding Principles on Business and Human Rights? Details:

The sustainable investments are aligned with the OECD Guidelines for Multinational Enterprises and the UN Guiding Principles on Business and Human Rights via both Robeco's Exclusion Policy and Robeco's SDG Framework.

Robeco's Exclusion Policy includes an explanation of how Robeco acts in accordance with the International Labor Organization (ILO) standards, United Nations Guiding Principles (UNGPs), United Nations Global Compact (UNGC) Principles and the Organization for Economic Co-operation and Development (OECD) Guidelines for Multinational Enterprises and is guided by these international treaties to assess the behavior of companies. Robeco continuously screens its investments for breaches of these principles. In case of a breach, the company will be excluded or engaged with, and is not considered a sustainable investment.

Robeco's SDG Framework screens for breaches on these principles in the final step of the framework. In this step, Robeco checks whether the company concerned has been involved in any controversies. Involvement in any controversy will result in a negative SDG score for the company, meaning it is not a sustainable investment.

The EU Taxonomy sets out a "do not significant harm" principle by which Taxonomy-aligned investments should not significantly harm EU Taxonomy objectives and is accompanied by specific EU criteria.

The "do no significant harm" principle applies only to those investments underlying the financial product that take into account the EU criteria for environmentally sustainable economic activities. The investments underlying the remaining portion of this financial product do not take into account the EU criteria for environmentally sustainable economic activities.

Any other sustainable investments must also not significantly harm any environmental or social objectives.



Does this financial product consider principal adverse impacts on sustainability factors?

Yes, _____

The Sub-fund considers principal adverse impacts on sustainability factors as referred to in Annex I of the SFDR Delegated Act.

Pre-investment, the following principal adverse impacts on sustainability factors are considered:

- Via the applied normative and activity-based exclusions, the following PAIs are considered:
 - Exposure to companies active in the fossil fuel sector (PAI 4, Table 1)
 - Violations of the UN Global Compact Principles and Organisation for Economic Cooperation and Development (OECD) Guidelines for Multinational Enterprises (PAI 10, Table 1)
 - Activities negatively affecting biodiversity-sensitive areas (PAI 7, Table 1). The consideration of this PAI is currently restricted to applying exclusions to palm oil producing companies and for any breaches to the UNGC, UNGP and OECD Guidelines for Multinational Enterprises in relation to biodiversity.
 - Exposure to controversial weapons (anti-personnel mines, cluster munitions, chemical weapons (PAI 14, Table 1)
- Via the ESG integration process, as part of the investment due diligence policies and procedures, the following PAIs are considered:
 - All indicators related to GHG emissions, as part of the required Climate Risk analysis (PAI 1-6, Table 1, PAI 4, Table 2)
 - Biodiversity, water and waste indicators (PAI 7-9, Table 1)
 - Board gender diversity (PAI 13, Table 1)

Post-investment, the following principal adverse impacts on sustainability factors are taken into account:

- Via the application of the voting policy, the following PAIs are considered:
 - All indicators related to GHG emissions (PAI 1-6, Table 1)

Principal adverse impacts are the most significant negative impacts of investment decisions on sustainability factors relating to environmental, social and employee matters, respect for human rights, anti-corruption and anti-bribery matters.

- Indicators related to social and employee matters (PAI 10-13, Table 1; PAI 5-8, Table 3)
- o Via Robeco's entity engagement program, the following PAIs are considered:
 - All indicators related to Climate and other environment-related indicators (PAI 1-9, Table 1)
 - Violations of the UN Global Compact Principles and Organisation for Economic Cooperation and Development (OECD) Guidelines for Multinational Enterprises (PAI 10, Table 1). On an ongoing basis, the investment universe is scanned for controversial behavior in relation to the aforementioned principles and guidelines.
 - In addition, based on a yearly review of Robeco's performance on all mandatory and selected voluntary indicators, holdings of the Sub-fund that cause adverse impact might be selected for engagement.

More information is available via Robeco's Principal Adverse Impact Statement, published on Robeco's website. The Sub-fund will periodically report how it has considered the principal adverse impacts of its investments in the Company's annual report, which will be made available each year on or before 30 April at the Sub-fund page highlighted in final section of this document.

No



What investment strategy does this financial product follow?

Robeco Emerging Markets Climate Transition Equities is an actively managed Sub-fund that invests in equities in emerging countries. The selection of these stocks is based on fundamental analysis as described in the Investment policy strategy paragraph in Appendix I of this Prospectus. The strategy integrates sustainability indicators on a continuous basis as part of the stock selection process. Amongst others, the Sub-fund applies norms-based and activity-based exclusions, Robeco's good governance policy, Robeco's SDG framework and considers Principal Adverse Impacts in the investment process. More product-specific information can be found on our website and the links provided in the final question of this disclosure.

The investment strategy guides investment decisions based on factors such as investment objectives and risk tolerance.

What are the binding elements of the investment strategy used to select the investments to attain each of the environmental or social characteristics promoted by this financial product?

The Sub-fund has the following binding elements:

1. At least 80% is invested in Transition-related Investments contributing to the goals of the Paris Agreement.
2. The Sub-fund's portfolio complies with Robeco's Exclusion Policy (<https://www.robeco.com/files/docm/docu-exclusion-policy.pdf>), that is based on exclusion criteria with regards to products and business practices that Robeco believes are detrimental to society and incompatible with sustainable investment strategies, such as exposure to controversial behavior, controversial weapons, and fossil fuels. This means that the Sub-fund has 0% exposure to excluded securities, taking into account a grace period. Information with regards to the effects of the exclusions on the Sub-fund's universe can be found at <https://www.robeco.com/files/docm/docu-exclusion-list.pdf>.
3. The Sub-fund avoids investment in companies that are in breach of the ILO standards, UNGPs, UNGC or OECD Guidelines for Multinational Enterprises. Companies that breach the international norms will be excluded from the investment universe.
4. All equity holdings have a granted right to vote and Robeco exerts that right by voting according to Robeco's Proxy Voting Policy, unless impediments occur (e.g. share blocking). Robeco's Proxy Voting Policy can be found at <https://www.robeco.com/files/docm/docu-robeco-stewardship>.

- [policy.pdf](#).
5. Investments with an elevated sustainability risk are defined by Robeco as companies with an ESG Risk Rating of 40 and higher (the ESG Risk Rating is explained in the sustainability risk policy which can be accessed via <https://www.robeco.com/docm/docu-robeco-sustainability-risk-policy.pdf>). The Sub-fund is limited to a maximum exposure of 5% to investments with an elevated sustainability risk, based on the market weight in the portfolio taking into account regional differences and Benchmark. Each investment with an ESG Risk rating of higher than 40 requires separate approval by a dedicated committee of sustainable investment specialists, compliance and risk management that oversees the bottom-up sustainability analysis.

● **What is the committed minimum rate to reduce the scope of the investments considered prior to the application of that investment strategy?**

The Sub-fund does not commit to a minimum rate to reduce the scope of investments prior to the application of the investment strategy.

● **What is the policy to assess good governance practices of the investee companies?**

Robeco has a Good Governance policy to assess governance practices of companies. The policy describes how Robeco determines if and when a company does not follow good governance practices and is therefore excluded from the initial investment universe for Article 8 and 9 products. Robeco's Good Governance policy applies to the Sub-fund and tests on a set of governance criteria that reflect widely recognized industry established norms and include topics as employee relations, management structure, tax compliance and remuneration.

The Good Governance test consists of criteria on such topics that are examined for investee companies and further explained in Robeco's Good Governance policy <https://www.robeco.com/files/docm/docu-robeco-good-governance-policy.pdf>. Additionally, the companies that do not pass the good governance test are reflected in the exclusion list that can be accessed here - <https://www.robeco.com/files/docm/docu-exclusion-list.pdf>.

● **What is the asset allocation planned for this financial product?**

At least 80% of the investments are aligned with the E/S characteristics of the Sub-fund. The Sub-fund plans to make a minimum of 50% sustainable investments, measured by positive scores via Robeco's SDG Framework. The investments in the category Other, estimated between 0-20%, are mostly in cash, cash equivalents and derivatives as further described below. The planned asset allocation is monitored continuously, and evaluated on a yearly basis.

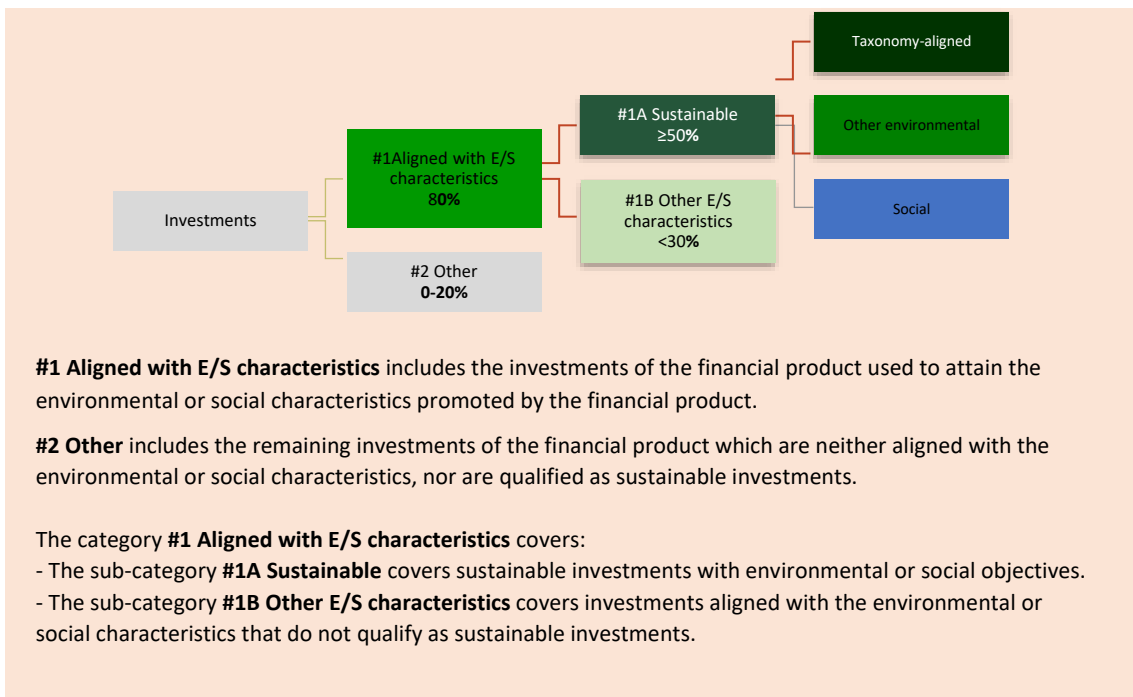
Good governance practices include sound management structures, employee relations, remuneration of staff and tax compliance.



Asset allocation describes the share of investments in specific assets.

Taxonomy-aligned activities are expressed as a share of:

- **turnover** reflecting the share of revenue from green activities of investee companies
- **capital expenditure** (CapEx) showing the green investments made by investee companies, e.g. for a transition to a green economy.
- **operational expenditure** (OpEx) reflecting green operational activities of investee companies.



#1 Aligned with E/S characteristics includes the investments of the financial product used to attain the environmental or social characteristics promoted by the financial product.

#2 Other includes the remaining investments of the financial product which are neither aligned with the environmental or social characteristics, nor are qualified as sustainable investments.

The category **#1 Aligned with E/S characteristics** covers:

- The sub-category **#1A Sustainable** covers sustainable investments with environmental or social objectives.
- The sub-category **#1B Other E/S characteristics** covers investments aligned with the environmental or social characteristics that do not qualify as sustainable investments.

How does the use of derivatives attain the environmental or social characteristics promoted by the financial product?

The Sub-fund does not make use of derivatives to attain the environmental or social characteristics promoted by the financial product. The Sub-fund may make use of derivatives for hedging, liquidity management and efficient portfolio management as well as investment purposes. Exchange traded and over-the-counter derivatives are permitted, including but not limited to futures, swaps, options and currency forwards. Whilst the Sub-fund may use derivatives both for investment purposes as well as for hedging and efficient portfolio management, it does not utilize derivatives for such purposes outside the intended share of investments allocated to the 'Other' category.

In case the Sub-fund uses derivatives, the underlying shall comply with the investment policy. Where relevant, minimum environmental or social safeguards are taken into account as described below.



To what minimum extent are sustainable investments with an environmental objective aligned with the EU Taxonomy?

0%. The Sub-fund does not intend to make Taxonomy-aligned investments. It cannot be excluded that among the Sub-fund's holdings certain investments are Taxonomy aligned. The Sub-fund will report on Taxonomy-aligned investment in the periodic disclosures. In the future, once data-availability in relation to the EU Taxonomy will improve, Robeco might consider setting a target based on turnover or CAPEX. Robeco currently relies on third-party data, including data in relation to companies that do not disclose on the EU Taxonomy alignment of their activities. EU Taxonomy-alignment data is not yet subject to a review by third parties. The Sub-fund only makes investments in equity and therefore it does not have sovereign exposures. The expected level of alignment with and without sovereign bonds is the same.

To comply with the EU Taxonomy, the criteria for **fossil gas** include limitations on emissions and switching to renewable power or low-carbon fuels by the end of 2035. For **nuclear energy**, the criteria include comprehensive safety and waste management rules.

Enabling activities directly enable other activities to make a substantial contribution to an environmental objective.

Transitional activities are activities for which low-carbon alternatives are not yet available and among others have greenhouse gas emission levels corresponding to the best performance.

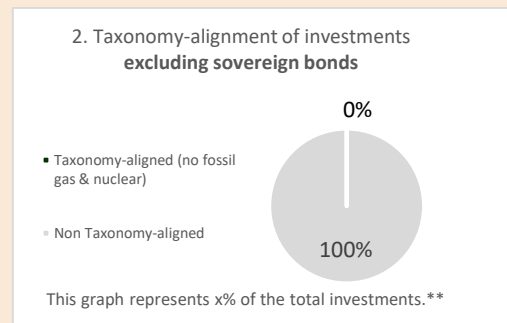
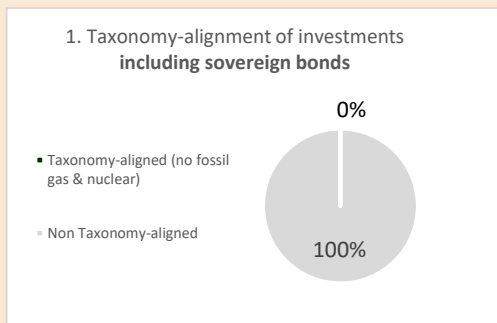
● **Does the financial product invest in fossil gas and/or nuclear energy related activities that comply with the EU Taxonomy?**³⁶

Yes

In fossil gas In nuclear energy

No

The two graphs below show in green the minimum percentage of investments that are aligned with the EU Taxonomy. As there is no appropriate methodology to determine the Taxonomy-alignment of sovereign bonds, the first graph shows the Taxonomy alignment in relation to all the investments of the financial product including sovereign bonds, while the second graph shows the Taxonomy alignment only in relation to the investments of the financial product other than sovereign bonds.*



* For the purpose of these graphs, 'sovereign bonds' consist of all sovereign exposures

** As the investments are not Taxonomy-aligned, the exclusion of sovereign bonds has no impact on the graph and therefore no such percentage is shown here.

● **What is the minimum share of investments in transitional and enabling activities?**


0%. The Sub-fund does not intend to make investments in transitional and enabling activities as defined under the EU Taxonomy. It cannot be excluded that among the Sub-fund's holdings certain investments, among which the investments in transition assets, are transitional or enabling activities as defined under the EU Taxonomy. The Sub-fund will report on these investments in the periodic disclosures.



What is the minimum share of sustainable investments with an environmental objective that are not aligned with the EU Taxonomy?

The Sub-fund intends to make sustainable investments, measured as positive scores via Robeco's SDG Framework. Among those could be investments with environmental objectives that do not qualify as Taxonomy-aligned. The environmental objectives of the Sub-fund are attained by investing in companies that score positively on SDG 12 (Responsible consumption and production), SDG 13 (Climate action), SDG 14 (Life below water), and SDG 15 (Life on land) in Robeco's SDG Framework. While the sum of sustainable investments with an environmental objective and socially sustainable investments always adds up to the Sub-fund's minimum proportion of 50% sustainable investments, we do not commit to a minimum share of sustainable investments with an environmental objective because the Sub-fund's investment strategy does not have a specific environmental investment objective. Therefore, the minimum share of sustainable investments with an environmental objective is 0%. While investments in transition assets may have an environmental objective, these are not per se sustainable investments.

³⁶ Fossil gas and/or nuclear related activities will only comply with the EU Taxonomy where they contribute to limiting climate change ("climate change mitigation") and do not significantly harm any EU Taxonomy objective - see explanatory note in the left hand margin. The full criteria for fossil gas and nuclear energy economic activities that comply with the EU Taxonomy are laid down in Commission Delegated Regulation (EU) 2022/1214.

 are sustainable investments with an environmental objective that **do not take into account the criteria** for environmentally sustainable economic activities under the EU Taxonomy.



What is the minimum share of socially sustainable investments?

The Sub-fund intends to make sustainable investments, measured as positive scores via Robeco's SDG Framework. Among those could be investments with social objectives. The social objectives of the Sub-fund are attained by investing in companies that score positively on SDG 1 (No poverty), SDG 2 (Zero hunger), SDG 3 (Good health and well-being), SDG 4 (Quality education), SDG 5 (Gender equality), SDG 6 (Clear water and sanitation), SDG 7 (Affordable and clean energy), SDG 8 (Decent work and economic growth), SDG 9 (Industry, innovation and infrastructure), SDG 10 (Reduced inequalities), SDG 11 (Sustainable cities and communities), SDG 16 (Peace, justice and strong institutions) and SDG 17 (Partnerships for the goals), in Robeco's SDG Framework. While the sum of socially sustainable investments and sustainable investments with an environmental objective always adds up to the Sub-fund's minimum proportion of sustainable investments, we do not commit to a minimum share of socially sustainable investments because the Sub-fund's investment strategy does not have a specific socially sustainable investment objective. Therefore, the minimum share of socially sustainable investments is 0%.



What investments are included under "#2 Other", what is their purpose and are there any minimum environmental or social safeguards?

The type of instruments included under "#2 Other" and their purpose are outlined in Annex I of this Prospectus under the header 'Financial instruments and investment restrictions'. They include cash, cash equivalents, as well as investment funds and eligible asset classes (other than bonds and equities) that do not specifically promote E/S characteristics. As indicated above, the Sub-fund does not make use of derivatives to attain the environmental or social characteristics promoted. The Sub-fund may make use of derivatives, which thus always fall under the category "#2 Other", for hedging, liquidity management and efficient portfolio management as well as investment purposes. Exchange traded and over-the-counter derivatives are permitted, including but not limited to futures, swaps, options and currency forwards. In case the Sub-fund uses derivatives, the underlying shall comply with the investment policy. Where relevant, minimum environmental or social safeguards are taken into account, by, for example, applying Robeco's Exclusion Policy for any single security derivative.

Is a specific index designated as a reference benchmark to determine whether this financial product is aligned with the environmental and/or social characteristics that it promotes?

Not applicable.



Reference benchmarks are indexes to measure whether the financial product attains the environmental or social characteristics that they promote.



Where can I find more product specific information online?

More product-specific information can be found on the website:

- <https://www.robeco.com/en-int/products/funds/>
- Robeco's PAI Statement can be accessed via the following link:
<https://www.robeco.com/files/docm/docu-principal-adverse-impact-statement-summary-entity-level.pdf>
- Robeco's Good Governance test can be accessed via the following link:
<https://www.robeco.com/files/docm/docu-robeco-good-governance-policy.pdf>
- Robeco's SDG framework
<https://www.robeco.com/docm/docu-robeco-explanation-sdg-framework.pdf>
- Robeco's sustainability risk policy
<https://www.robeco.com/files/docm/docu-robeco-sustainability-risk-policy.pdf>

2. REGIONAL & COUNTRY EQUITY SUB-FUNDS

a) Robeco Asia-Pacific Equities

Pre-contractual disclosure for the financial products referred to in Article 8, paragraphs 1, 2 and 2a, of Regulation (EU) 2019/2088 and Article 6, first paragraph, of Regulation (EU) 2020/852

Product name: Robeco Asia-Pacific Equities

Legal entity identifier: 213800R6QI6SB393PI50

Environmental and/or social characteristics

Does this financial product have a sustainable investment objective?

Yes

No

It will make a minimum of **sustainable investments with an environmental objective:** ___%

- in economic activities that qualify as environmentally sustainable under the EU Taxonomy
- in economic activities that do not qualify as environmentally sustainable under the EU Taxonomy

It will make a minimum of **sustainable investments with a social objective:** ___%

It **promotes Environmental/Social (E/S) characteristics** and while it does not have as its objective a sustainable investment, it will have a minimum proportion of 35% of sustainable investments

- with an environmental objective in economic activities that qualify as environmentally sustainable under the EU Taxonomy
- with an environmental objective in economic activities that do not qualify as environmentally sustainable under the EU Taxonomy
- with a social objective

It promotes E/S characteristics, but **will not make any sustainable investments**

Sustainable investment means an investment in an economic activity that contributes to an environmental or social objective, provided that the investment does not significantly harm any environmental or social objective and that the investee companies follow good governance practices.

The **EU Taxonomy** is a classification system laid down in Regulation (EU) 2020/852, establishing a list of **environmentally sustainable economic activities**. That Regulation does not include a list of socially sustainable economic activities. Sustainable investments with an environmental objective might be aligned with the Taxonomy or not.



Sustainability indicators measure how the environmental or social characteristics promoted by the financial product are attained.

What environmental and/or social characteristics are promoted by this financial product?

The Sub-fund has the following E/S characteristics:

1. The Sub-fund promotes certain minimum environmental and social safeguards through applying exclusion criteria with regards to products and business practices that Robeco believes are detrimental to society and incompatible with sustainable investment strategies, such as exposure to controversial behaviour, controversial weapons, and fossil fuels.
2. The Sub-fund promotes adherence to and conducting business activities in accordance with the United Nations Universal Declaration of Human Rights, the International Labor Organization's (ILO) labor standards, the United Nations Guiding Principles for Business and Human Rights (UNGPs), the United Nations Global Compact (UNGC) and the OECD Guidelines for Multinational Enterprises, by scrutinizing companies that violate these principles.
3. The Sub-fund promotes good governance and sustainable corporate practices through proxy voting, which contributes to long-term shareholder value creation. This includes taking an active stance on social and environmental topics through Robeco's proxy voting policy.
4. The Sub-fund limits investing in companies with an elevated sustainability risk based on ESG risk scores whereas all such investments require separate approval of a dedicated committee that oversees that all investments are substantiated and eligible based on a fundamental review on the sustainability risk.

There is no reference benchmark designated for the purpose of attaining the environmental or social characteristics promoted by the Sub-fund.

What sustainability indicators are used to measure the attainment of each of the environmental or social characteristics promoted by this financial product?

The Sub-fund has the following sustainability indicators:

1. The % of investments in securities that are on Robeco's Exclusion list as result of the application of Robeco's Exclusion Policy.
2. The number of companies that are in violation of the ILO standards, UNGPs, UNGC or OECD Guidelines for Multinational Enterprises and hence are a part of the Enhanced Engagement program.
3. The number of holdings and agenda items voted.
4. The % of holdings with an elevated sustainability risk profile.

What are the objectives of the sustainable investments that the financial product partially intends to make and how does the sustainable investment contribute to such objectives?

The sustainable investments aim to contribute to the UN Sustainable Development Goals ("SDGs"), that have both social and environmental objectives. These are 17 goals that are globally recognised and include environmental goals such as climate action, clean water, life on land and water and social goals such as zero hunger, gender equality, education, etc. Robeco has developed a proprietary framework based on the UN SDGs through which an issuer's contribution to such SDGs is determined through a 3-step process. This process starts with a sector baseline on which a company's products are analysed to examine contribution to the society and environment. Further, the operational processes involved in creating such products is checked along with any controversies/litigation claims and remediation actions taken which are perused before a final SDG score is determined. The final score ranges between high negative (-3) to high positive (+3) and only those issuers which achieve positive SDG scores (+1, +2 and +3) are regarded as Sustainable Investments.

● ***How do the sustainable investments that the financial product partially intends to make, not cause significant harm to any environmental or social sustainable investment objective?***

The sustainable investments do no significant harm to any environmental or social sustainable investment objective by considering a principal adverse impact and aligning with the OECD Guidelines for Multinational Enterprises and the UN Guiding Principles on Business and Human Rights. In addition, sustainable investments score positively on Robeco's SDG Framework, and therefore do not cause significant harm.

How have the indicators for adverse impacts on sustainability factors been taken into account?

Mandatory principal adverse impact indicators are considered through Robeco's SDG Framework, either directly or indirectly, when identifying sustainable investments for the Sub-fund. In addition, voluntary environmental and social indicators are taken into account, depending on their relevance for measuring impacts on the SDGs and the availability of data. A detailed description of the incorporation of principal adverse impacts is available via Robeco's Principal Adverse Impact Statement published on the Robeco website (<https://www.robeco.com/files/docm/docu-principal-adverse-impact-statement-summary-entity-level.pdf>). In this statement, Robeco sets out its approach to identifying and prioritizing principal adverse impacts, and how principal adverse impacts are considered as part of Robeco's investment due diligence process and procedures relating to research and analysis, exclusions and restrictions and/or voting and engagement. This description also explains how principal adverse impact indicators are considered by the SDG Framework.

How are the sustainable investments aligned with the OECD Guidelines for Multinational Enterprises and the UN Guiding Principles on Business and Human Rights? Details:

The sustainable investments are aligned with the OECD Guidelines for Multinational Enterprises and the UN Guiding Principles on Business and Human Rights via both Robeco's Exclusion Policy and Robeco's SDG Framework.

Robeco's Exclusion Policy includes an explanation of how Robeco acts in accordance with the International Labor Organization (ILO) standards, United Nations Guiding Principles (UNGPs), United Nations Global Compact (UNGC) Principles and the Organization for Economic Co-operation and Development (OECD) Guidelines for Multinational Enterprises and is guided by these international treaties to assess the behavior of companies. Robeco continuously screens its investments for breaches of these principles. In case of a breach, the company will be excluded or engaged with, and is not considered a sustainable investment.

Robeco's SDG Framework screens for breaches on these principles in the final step of the framework. In this step, Robeco checks whether the company concerned has been involved in any controversies. Involvement in any controversy will result in a negative SDG score for the company, meaning it is not a sustainable investment.

The EU Taxonomy sets out a "do not significant harm" principle by which Taxonomy-aligned investments should not significantly harm EU Taxonomy objectives and is accompanied by specific EU criteria.

The "do no significant harm" principle applies only to those investments underlying the financial product that take into account the EU criteria for environmentally sustainable economic activities. The investments underlying the remaining portion of this financial product do not take into account the EU criteria for environmentally sustainable economic activities.

Any other sustainable investments must also not significantly harm any environmental or social objectives.



Does this financial product consider principal adverse impacts on sustainability factors?

Yes, _____

The Sub-fund considers principal adverse impacts on sustainability factors as referred to in Annex I of the SFDR Delegated Act.

Pre-investment, the following principal adverse impacts on sustainability factors are considered:

- Via the applied normative and activity-based exclusions, the following PAIs are considered:
 - Exposure to companies active in the fossil fuel sector (PAI 4, Table 1)
 - Violations of the UN Global Compact Principles and Organisation for Economic Cooperation and Development (OECD) Guidelines for Multinational Enterprises (PAI 10, Table 1)
 - Activities negatively affecting biodiversity-sensitive areas (PAI 7, Table 1). The consideration of this PAI is currently restricted to applying exclusions to palm oil producing companies and for any breaches to the UNGC, UNGP and OECD Guidelines for Multinational Enterprises in relation to biodiversity.
 - Exposure to controversial weapons (anti-personnel mines, cluster munitions, chemical weapons (PAI 14, Table 1)
- Via the ESG integration process, as part of the investment due diligence policies and procedures, the following PAIs are considered:
 - All indicators related to GHG emissions, as part of the required Climate Risk analysis (PAI 1-6, Table 1, PAI 4, Table 2)
 - Biodiversity, water and waste indicators (PAI 7-9, Table 1)
 - Board gender diversity (PAI 13, Table 1)

Post-investment, the following principal adverse impacts on sustainability factors are taken into account:

- Via the application of the voting policy, the following PAIs are considered:
 - All indicators related to GHG emissions (PAI 1-6, Table 1)

Principal adverse impacts are the most significant negative impacts of investment decisions on sustainability factors relating to environmental, social and employee matters, respect for human rights, anti-corruption and anti-bribery matters.

- Indicators related to social and employee matters (PAI 10-13, Table 1; PAI 5-8, Table 3)
- o Via Robeco's entity engagement program, the following PAIs are considered:
 - All indicators related to Climate and other environment-related indicators (PAI 1-9, Table 1)
 - Violations of the UN Global Compact Principles and Organisation for Economic Cooperation and Development (OECD) Guidelines for Multinational Enterprises (PAI 10, Table 1). On an ongoing basis, the investment universe is scanned for controversial behavior in relation to the aforementioned principles and guidelines.
 - In addition, based on a yearly review of Robeco's performance on all mandatory and selected voluntary indicators, holdings of the Sub-fund that cause adverse impact might be selected for engagement.

More information is available via Robeco's Principal Adverse Impact Statement, published on Robeco's website. The Sub-fund will periodically report how it has considered the principal adverse impacts of its investments in the Company's annual report, which will be made available each year on or before 30 April at the Sub-fund page highlighted in final section of this document.

No



What investment strategy does this financial product follow?

Robeco Asia-Pacific Equities is an actively managed fund that invests in stocks in developed and emerging Asian-Pacific countries. The selection of these stocks is based on fundamental analysis as described in the Investment policy strategy paragraph in Appendix I of this Prospectus. The strategy integrates sustainability indicators on a continuous basis as part of the stock selection process. Amongst others, the Sub-fund applies norms-based and activity-based exclusions, Robeco's good governance policy, Robeco's SDG framework and considers Principal Adverse Impacts in the investment process. More product-specific information can be found on our website and the links provided in the final question of this disclosure.

The investment strategy guides investment decisions based on factors such as investment objectives and risk tolerance.

What are the binding elements of the investment strategy used to select the investments to attain each of the environmental or social characteristics promoted by this financial product?

The Sub-fund has the following binding elements:

1. The Sub-fund's portfolio complies with Robeco's Exclusion Policy (<https://www.robeco.com/files/docm/docu-exclusion-policy.pdf>), that is based on exclusion criteria with regards to products and business practices that Robeco believes are detrimental to society and incompatible with sustainable investment strategies. This means that the Sub-fund has 0% exposure to excluded securities, taking into account a grace period. Information with regards to the effects of the exclusions on the Sub-fund's universe can be found at <https://www.robeco.com/files/docm/docu-exclusion-list.pdf>.
2. The Sub-fund scrutinizes investment in companies that are in breach of the ILO standards, UNGPs, UNGC or OECD Guidelines for Multinational Enterprises. If a company in the portfolio breaches one of the international guidelines during the investment period, the company will become part of the Enhanced Engagement program.
3. All equity holdings have a granted right to vote and Robeco exerts that right by voting according to Robeco's Proxy Voting Policy, unless impediments occur (e.g. share blocking or when not considered cost efficient). Robeco's Proxy Voting Policy can be found at <https://www.robeco.com/files/docm/docu-robeco-stewardship-policy.pdf>.
4. Investments with an elevated sustainability risk are defined by Robeco as companies with an ESG

Risk Rating of 40 and higher (the ESG Risk Rating is explained in the sustainability risk policy which can be accessed via <https://www.robeco.com/files/docm/docu-robeco-sustainability-risk-policy.pdf>). The Sub-fund is limited to a maximum exposure of 10% to investments with an elevated sustainability risk, based on the market weight in the portfolio taking into account regional differences and benchmark. Each investment with an ESG Risk rating of higher than 40 requires separate approval by a dedicated committee of sustainable investment specialists, compliance and risk management that oversees the bottom-up sustainability analysis.

● **What is the committed minimum rate to reduce the scope of the investments considered prior to the application of that investment strategy?**

The Sub-fund does not commit to a minimum rate to reduce the scope of investments prior to the application of the investment strategy.

● **What is the policy to assess good governance practices of the investee companies?**

Robeco has a Good Governance policy to assess governance practices of companies. The policy describes how Robeco determines if and when a company does not follow good governance practices and is therefore excluded from the initial investment universe for Article 8 and 9 products. Robeco's Good Governance policy applies to the Sub-fund and tests on a set of governance criteria that reflect widely recognized industry established norms and include topics as employee relations, management structure, tax compliance and remuneration.

The Good Governance test consists of criteria on such topics that are examined for investee companies and further explained in Robeco's Good Governance policy <https://www.robeco.com/files/docm/docu-robeco-good-governance-policy.pdf>. Additionally, the companies that do not pass the good governance test are reflected in the exclusion list that can be accessed here - <https://www.robeco.com/files/docm/docu-exclusion-list.pdf>.

Good governance practices include sound management structures, employee relations, remuneration of staff and tax compliance.



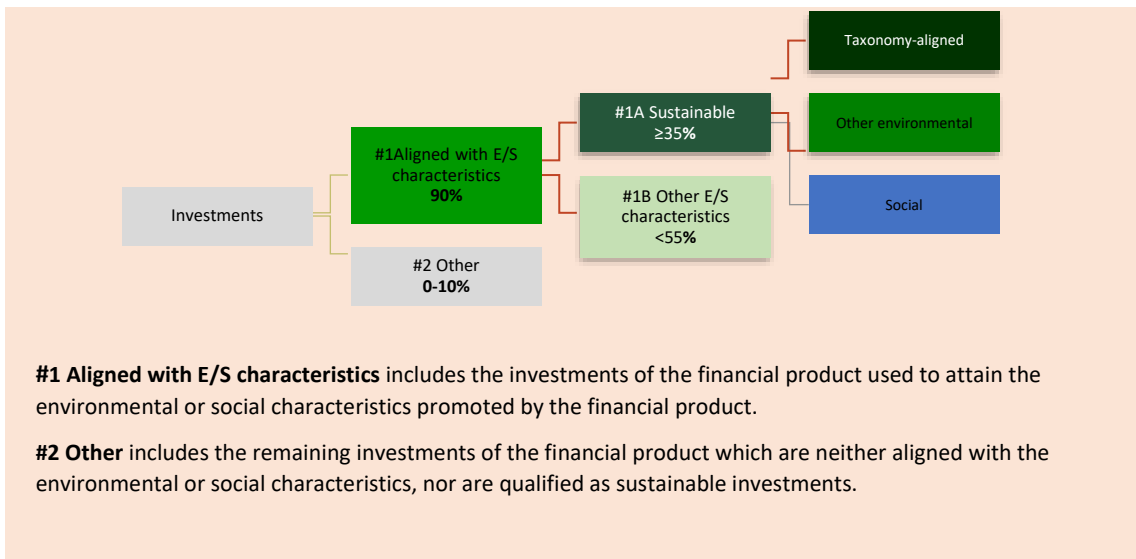
What is the asset allocation planned for this financial product?

At least 90% of the investments are aligned with the E/S characteristics of the Sub-fund. The Sub-fund plans to make a minimum of 35% sustainable investments, measured by positive scores via Robeco's SDG Framework. The investments in the category Other, estimated between 0-10%, are mostly in cash, cash equivalents and derivatives as further described below. The planned asset allocation is monitored continuously, and evaluated on a yearly basis.

Asset allocation describes the share of investments in specific assets.

Taxonomy-aligned activities are expressed as a share of:

- **turnover** reflecting the share of revenue from green activities of investee companies
- **capital expenditure** (CapEx) showing the green investments made by investee companies, e.g. for a transition to a green economy.



- **operational expenditure** (OpEx) reflecting green operational activities of investee companies.

The category #1 **Aligned with E/S characteristics** covers:
 - The sub-category #1A **Sustainable** covers sustainable investments with environmental or social objectives.
 - The sub-category #1B **Other E/S characteristics** covers investments aligned with the environmental or social characteristics that do not qualify as sustainable investments.

● **How does the use of derivatives attain the environmental or social characteristics promoted by the financial product?**

The Sub-fund does not make use of derivatives to attain the environmental or social characteristics promoted by the financial product. The Sub-fund may make use of derivatives for hedging, liquidity management and efficient portfolio management as well as investment purposes. Exchange traded and over-the-counter derivatives are permitted, including but not limited to futures, swaps, options and currency forwards. Whilst the Sub-fund may use derivatives both for investment purposes as well as for hedging and efficient portfolio management, it does not utilize derivatives for such purposes outside the intended share of investments allocated to the 'Other' category.

In case the Sub-fund uses derivatives, the underlying shall comply with the investment policy. Where relevant, minimum environmental or social safeguards are taken into account as described below.



● **To what minimum extent are sustainable investments with an environmental objective aligned with the EU Taxonomy?**

0%. The Sub-fund does not intend to make Taxonomy-aligned investments. It cannot be excluded that among the Sub-fund's holdings certain investments are Taxonomy aligned. The Sub-fund will report on Taxonomy-aligned investment in the periodic disclosures. In the future, once data-availability in relation to the EU Taxonomy will improve, Robeco might consider setting a target based on turnover or CAPEX. Robeco currently relies on third-party data, including data in relation to companies that do not disclose on the EU Taxonomy alignment of their activities. EU Taxonomy-alignment data is not yet subject to a review by third parties. The Sub-fund only makes investments in equity and therefore it does not have sovereign exposures. The expected level of alignment with and without sovereign bonds is the same.

To comply with the EU Taxonomy, the criteria for **fossil gas** include limitations on emissions and switching to renewable power or low-carbon fuels

● **Does the financial product invest in fossil gas and/or nuclear energy related activities that comply with the EU Taxonomy?³⁷**


- Yes
 - In fossil gas
 - In nuclear energy
- No

³⁷ Fossil gas and/or nuclear related activities will only comply with the EU Taxonomy where they contribute to limiting climate change ("climate change mitigation") and do not significantly harm any EU Taxonomy objective - see explanatory note in the left hand margin. The full criteria for fossil gas and nuclear energy economic activities that comply with the EU Taxonomy are laid down in Commission Delegated Regulation (EU) 2022/1214.

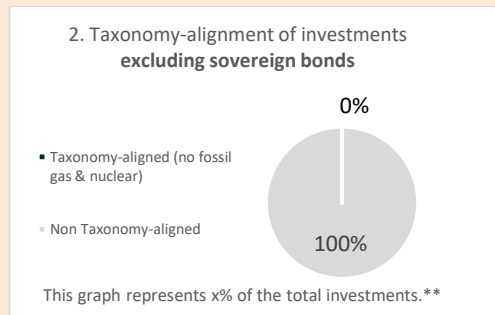
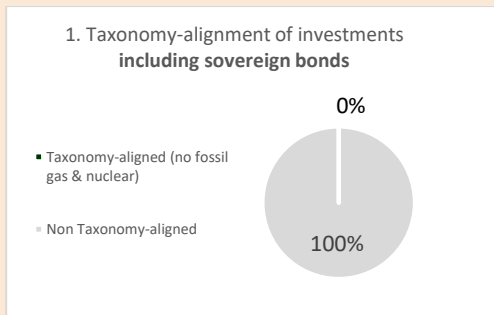
by the end of 2035. For nuclear energy, the criteria include comprehensive safety and waste management rules.

Enabling activities directly enable other activities to make a substantial contribution to an environmental objective.

Transitional activities are activities for which low-carbon alternatives are not yet available and among others have greenhouse gas emission levels corresponding to the best performance.

 are sustainable investments with an environmental objective that **do not take into account the criteria** for environmentally sustainable economic activities under the EU Taxonomy.

The two graphs below show in green the minimum percentage of investments that are aligned with the EU Taxonomy. As there is no appropriate methodology to determine the Taxonomy-alignment of sovereign bonds, the first graph shows the Taxonomy alignment in relation to all the investments of the financial product including sovereign bonds, while the second graph shows the Taxonomy alignment only in relation to the investments of the financial product other than sovereign bonds.*



* For the purpose of these graphs, 'sovereign bonds' consist of all sovereign exposures

** As the investments are not Taxonomy-aligned, the exclusion of sovereign bonds has no impact on the graph and therefore no such percentage is shown here.

 **What is the minimum share of investments in transitional and enabling activities?**

0%.



What is the minimum share of sustainable investments with an environmental objective that are not aligned with the EU Taxonomy?

The Sub-fund intends to make sustainable investments, measured as positive scores via Robeco's SDG Framework. Among those could be investments with environmental objectives that do not qualify as Taxonomy-aligned. The environmental objectives of the Sub-fund are attained by investing in companies that score positively on SDG 12 (Responsible consumption and production), SDG 13 (Climate action), SDG 14 (Life below water), and SDG 15 (Life on land) in Robeco's SDG Framework. While the sum of sustainable investments with an environmental objective and socially sustainable investments always adds up to the Sub-fund's minimum proportion of 35% sustainable investments, we do not commit to a minimum share of sustainable investments with an environmental objective because the Sub-fund's investment strategy does not have a specific environmental investment objective. Therefore, the minimum share of sustainable investments with an environmental objective is 0%.



What is the minimum share of socially sustainable investments?

The Sub-fund intends to make sustainable investments, measured as positive scores via Robeco's SDG Framework. Among those could be investments with social objectives. The social objectives of the Sub-fund are attained by investing in companies that score positively on SDG 1 (No poverty), SDG 2 (Zero hunger), SDG 3 (Good health and well-being), SDG 4 (Quality education), SDG 5 (Gender equality), SDG 6 (Clear water and sanitation), SDG 7 (Affordable and clean energy), SDG 8 (Decent work and economic growth), SDG 9 (Industry, innovation and infrastructure), SDG 10 (Reduced inequalities), SDG 11 (Sustainable cities and communities), SDG 16 (Peace, justice and strong institutions) and SDG 17 (Partnerships for the goals), in Robeco's SDG Framework. While the sum of socially sustainable investments and sustainable investments with an environmental objective always adds up to the Sub-fund's minimum proportion of sustainable investments, we do not commit to a minimum share of socially sustainable investments because the Sub-fund's investment strategy does not have a specific socially sustainable investment objective. Therefore, the minimum share of socially sustainable investments is 0%.



What investments are included under "#2 Other", what is their purpose and are there any minimum environmental or social safeguards?

The type of instruments included under "#2 Other" and their purpose are outlined in Annex I of this Prospectus under the header 'Financial instruments and investment restrictions'. They include cash, cash equivalents, as well as investment funds and eligible asset classes (other than bonds and equities) that do not specifically promote E/S characteristics. As indicated above, the Sub-fund does not make use of derivatives to attain the environmental or social characteristics promoted. The Sub-fund may make use of derivatives, which thus always fall under the category "#2 Other", for hedging, liquidity management and efficient portfolio management as well as investment purposes. Exchange traded and over-the-counter derivatives are permitted, including but not limited to futures, swaps, options and currency forwards. In case the Sub-fund uses derivatives, the underlying shall comply with the investment policy. Where relevant, minimum environmental or social safeguards are taken into account, by, for example, applying Robeco's Exclusion Policy for any single security derivative.



Is a specific index designated as a reference benchmark to determine whether this financial product is aligned with the environmental and/or social characteristics that it promotes?

Not applicable.

Reference benchmarks are indexes to measure whether the financial product attains the environmental or social characteristics that they promote.



Where can I find more product specific information online?

More product-specific information can be found on the website:

<https://www.robeco.com/en-int/products/funds/>

- Robeco's PAI Statement can be accessed via the following link:
<https://www.robeco.com/files/docm/docu-principal-adverse-impact-statement-summary-entity-level.pdf>
- Robeco's Good Governance test can be accessed via the following link:
<https://www.robeco.com/files/docm/docu-robeco-good-governance-policy.pdf>
- Robeco's SDG framework
<https://www.robeco.com/docm/docu-robeco-explanation-sdg-framework.pdf>
- Robeco's sustainability risk policy
<https://www.robeco.com/files/docm/docu-robeco-sustainability-risk-policy.pdf>

b) Robeco Sustainable European Stars Equities

Pre-contractual disclosure for the financial products referred to in Article 8, paragraphs 1, 2 and 2a, of Regulation (EU) 2019/2088 and Article 6, first paragraph, of Regulation (EU) 2020/852

Product name: Robeco Sustainable European Stars Equities

Legal entity identifier: 21380089E1HSI8JRUS47

Environmental and/or social characteristics

Does this financial product have a sustainable investment objective?

Yes

No

It will make a minimum of **sustainable investments with an environmental objective: ___%**

- in economic activities that qualify as environmentally sustainable under the EU Taxonomy
- in economic activities that do not qualify as environmentally sustainable under the EU Taxonomy

It will make a minimum of **sustainable investments with a social objective: ___%**

It **promotes Environmental/Social (E/S) characteristics** and while it does not have as its objective a sustainable investment, it will have a minimum proportion of 50% of sustainable investments

- with an environmental objective in economic activities that qualify as environmentally sustainable under the EU Taxonomy
- with an environmental objective in economic activities that do not qualify as environmentally sustainable under the EU Taxonomy
- with a social objective

It promotes E/S characteristics, but **will not make any sustainable investments**

Sustainable investment means an investment in an economic activity that contributes to an environmental or social objective, provided that the investment does not significantly harm any environmental or social objective and that the investee companies follow good governance practices.

The **EU Taxonomy** is a classification system laid down in Regulation (EU) 2020/852, establishing a list of **environmentally sustainable economic activities**. That Regulation does not include a list of socially sustainable economic activities. Sustainable investments with an environmental objective might be aligned with the Taxonomy or not.



Sustainability indicators measure how the environmental or social characteristics promoted by the financial product are attained.

What environmental and/or social characteristics are promoted by this financial product?

The Sub-fund has the following E/S characteristics:

1. The Sub-fund promotes certain minimum environmental and social safeguards through applying exclusion criteria with regards to products and business practices that Robeco believes are detrimental to society and incompatible with sustainable investment strategies, such as exposure to controversial behaviour, controversial weapons, and fossil fuels.
2. The Sub-fund promotes adherence to and conducting business activities in accordance with the United Nations Universal Declaration of Human Rights, the International Labor Organization's (ILO) labor standards, the United Nations Guiding Principles for Business and Human Rights (UNGPs), the United Nations Global Compact (UNGC) and the OECD Guidelines for Multinational Enterprises.
3. The Sub-fund promotes good governance and sustainable corporate practices through proxy voting, which contributes to long-term shareholder value creation. This includes taking an active stance on social and environmental topics through Robeco's proxy voting policy.
4. The Sub-fund promotes having a substantially lower carbon footprint than the general market index referred to in Appendix VI – Benchmarks (the "General Market Index").
5. The Sub-fund promotes having a weighted average ESG score that is better than that of the General Market Index.
6. The Sub-fund limits investing in companies with an elevated sustainability risk based on ESG risk scores whereas all such investments require separate approval of a dedicated committee that oversees that all investments are substantiated and eligible based on a fundamental review on the sustainability risk.
7. The Sub-fund applies negative screening.

There is no reference benchmark designated for the purpose of attaining the environmental or social characteristics promoted by the Sub-fund.

What sustainability indicators are used to measure the attainment of each of the environmental or social characteristics promoted by this financial product?

The Sub-fund has the following sustainability indicators:

1. The % of investments in securities that are on Robeco's Exclusion list as result of the application of Robeco's Exclusion Policy.
2. The number of holdings that are in violation of the ILO standards, UNGPs, UNGC or OECD Guidelines for Multinational Enterprises.
3. The number of holdings and agenda items voted.
4. The Sub-fund's weighted carbon footprint score compared to the General Market Index.
5. The Sub-fund's weighted average ESG score compared to the General Market Index.
6. The % of holdings with an elevated sustainability risk profile.
7. The % of worst ESG performers excluded from the universe.

What are the objectives of the sustainable investments that the financial product partially intends to make and how does the sustainable investment contribute to such objectives?

The sustainable investments aim to contribute to the UN Sustainable Development Goals ("SDGs"), that have both social and environmental objectives. These are 17 goals that are globally recognised and include environmental goals such as climate action, clean water, life on land and water and social goals such as zero hunger, gender equality, education, etc. Robeco has developed a proprietary framework based on the UN SDGs through which an issuer's contribution to such SDGs is determined through a 3-step process. This process starts with a sector baseline on which a company's products are analysed to examine contribution to the society and environment. Further, the operational processes involved in creating such products is checked along with any controversies/litigation claims and remediation actions

taken which are perused before a final SDG score is determined. The final score ranges between high negative (-3) to high positive (+3) and only those issuers which achieve positive SDG scores (+1, +2 and +3) are regarded as Sustainable Investments.

● ***How do the sustainable investments that the financial product partially intends to make, not cause significant harm to any environmental or social sustainable investment objective?***

The sustainable investments do no significant harm to any environmental or social sustainable investment objective by considering a principal adverse impact and aligning with the OECD Guidelines for Multinational Enterprises and the UN Guiding Principles on Business and Human Rights. In addition, sustainable investments score positively on Robeco's SDG Framework, and therefore do not cause significant harm.

How have the indicators for adverse impacts on sustainability factors been taken into account?

Mandatory principal adverse impact indicators are considered through Robeco's SDG Framework, either directly or indirectly, when identifying sustainable investments for the Sub-fund. In addition, voluntary environmental and social indicators are taken into account, depending on their relevance for measuring impacts on the SDGs and the availability of data. A detailed description of the incorporation of principal adverse impacts is available via Robeco's Principal Adverse Impact Statement published on the Robeco website (<https://www.robeco.com/files/docm/docu-principal-adverse-impact-statement-summary-entity-level.pdf>). In this statement, Robeco sets out its approach to identifying and prioritizing principal adverse impacts, and how principal adverse impacts are considered as part of Robeco's investment due diligence process and procedures relating to research and analysis, exclusions and restrictions and/or voting and engagement. This description also explains how principal adverse impact indicators are considered by the SDG Framework.

How are the sustainable investments aligned with the OECD Guidelines for Multinational Enterprises and the UN Guiding Principles on Business and Human Rights? Details:

The sustainable investments are aligned with the OECD Guidelines for Multinational Enterprises and the UN Guiding Principles on Business and Human Rights via both Robeco's Exclusion Policy and Robeco's SDG Framework.

Robeco's Exclusion Policy includes an explanation of how Robeco acts in accordance with the International Labor Organization (ILO) standards, United Nations Guiding Principles (UNGPs), United Nations Global Compact (UNGC) Principles and the Organization for Economic Co-operation and Development (OECD) Guidelines for Multinational Enterprises and is guided by these international treaties to assess the behavior of companies. Robeco continuously screens its investments for breaches of these principles. In case of a breach, the company will be excluded or engaged with, and is not considered a sustainable investment.

Robeco's SDG Framework screens for breaches on these principles in the final step of the framework. In this step, Robeco checks whether the company concerned has been involved in any controversies. Involvement in any controversy will result in a negative SDG score for the company, meaning it is not a sustainable investment.

The EU Taxonomy sets out a "do not significant harm" principle by which Taxonomy-aligned investments should not significantly harm EU Taxonomy objectives and is accompanied by specific EU criteria.

The "do no significant harm" principle applies only to those investments underlying the financial product that take into account the EU criteria for environmentally sustainable economic activities. The investments underlying the remaining portion of this financial product do not take into account the EU criteria for environmentally sustainable economic activities.

Any other sustainable investments must also not significantly harm any environmental or social objectives.



Does this financial product consider principal adverse impacts on sustainability factors?

Yes, _____

The Sub-fund considers principal adverse impacts on sustainability factors as referred to in Annex I of the SFDR Delegated Act.

Pre-investment, the following principal adverse impacts on sustainability factors are considered:

- Via the applied normative and activity-based exclusions, the following PAIs are considered:
 - Exposure to companies active in the fossil fuel sector (PAI 4, Table 1)
 - Violations of the UN Global Compact Principles and Organisation for Economic Cooperation and Development (OECD) Guidelines for Multinational Enterprises (PAI 10, Table 1)
 - Activities negatively affecting biodiversity-sensitive areas (PAI 7, Table 1). The consideration of this PAI is currently restricted to applying exclusions to palm oil producing companies and for any breaches to the UNGC, UNGP and OECD Guidelines for Multinational Enterprises in relation to biodiversity.
 - Exposure to controversial weapons (anti-personnel mines, cluster munitions, chemical weapons (PAI 14, Table 1)
- Via the ESG integration process, as part of the investment due diligence policies and procedures, the following PAIs are considered:
 - All indicators related to GHG emissions, as part of the required Climate Risk analysis (PAI 1-6, Table 1, PAI 4, Table 2)
 - Biodiversity, water and waste indicators (PAI 7-9, Table 1) when relevant for the sector
 - Board gender diversity (PAI 13, Table 1)
- Via the environmental footprint performance targets of the Sub-fund, the following PAIs are considered:
 - Carbon footprint (PAI 2, Table 1)

Post-investment, the following principal adverse impacts on sustainability factors are taken into account:

- Via the application of the voting policy, the following PAIs are considered:
 - All indicators related to GHG emissions (PAI 1-6, Table 1)
 - Indicators related to social and employee matters (PAI 10-13, Table 1; PAI 5-8, Table 3)

Principal adverse impacts are the most significant negative impacts of investment decisions on sustainability factors relating to environmental, social and employee matters, respect for human rights, anti-corruption and anti-bribery matters.

- Via Robeco's entity engagement program, the following PAIs are considered:
 - All indicators related to Climate and other environment-related indicators (PAI 1-9, Table 1)
 - Violations of the UN Global Compact Principles and Organisation for Economic Cooperation and Development (OECD) Guidelines for Multinational Enterprises (PAI 10, Table 1)
 - In addition, based on a yearly review of Robeco's performance on all mandatory and selected voluntary indicators, holdings of the Sub-fund that cause adverse impact might be selected for engagement.

More information is available via Robeco's Principal Adverse Impact Statement, published on Robeco's website. The Sub-fund will periodically report how it has considered the principal adverse impacts of its investments in the Company's annual report, which will be made available each year on or before 30 April at the Sub-fund page highlighted in final section of this document.

No



What investment strategy does this financial product follow?

Robeco Sustainable European Stars Equities is an actively managed fund that invests in equities of companies that are domiciled in Europe. The selection of these stocks is based on fundamental analysis as described in the Investment policy strategy paragraph in Appendix I of this Prospectus. The strategy integrates sustainability indicators on a continuous basis as part of the stock selection process. Amongst others, the Sub-fund applies norms-based and activity-based exclusions, Robeco's good governance policy, Robeco's SDG framework and considers Principal Adverse Impacts in the investment process. More product-specific information can be found on our website and the links provided in the final question of this disclosure.

What are the binding elements of the investment strategy used to select the investments to attain each of the environmental or social characteristics promoted by this financial product?

The Sub-fund has the following binding elements:

1. The Sub-fund's portfolio complies with Robeco's Exclusion Policy (<https://www.robeco.com/files/docm/docu-exclusion-policy.pdf>), that is based on exclusion criteria with regards to products and business practices that Robeco believes are detrimental to society and incompatible with sustainable investment strategies. This means that the Sub-fund has 0% exposure to excluded securities, taking into account a grace period. Information with regards to the effects of the exclusions on the Sub-fund's universe can be found at <https://www.robeco.com/files/docm/docu-exclusion-list.pdf>
2. The Sub-fund avoids investment in companies that are in breach of the ILO standards, UNGPs, UNGC or OECD Guidelines for Multinational Enterprises. Companies that breach the international norms will be excluded from the investment universe.
3. All equity holdings have a granted right to vote and Robeco exerts that right by voting according to Robeco's Proxy Voting Policy, unless impediments occur (e.g. share blocking or when not considered cost efficient). Robeco's Proxy Voting Policy can be found at <https://www.robeco.com/files/docm/docu-robeco-stewardship-policy.pdf>.
4. The Sub-fund's weighted carbon footprint score is 20% better than that of the General Market Index.
5. The Sub-fund's weighted average ESG score is better than that of the General Market Index.
6. Investments with an elevated sustainability risk are defined by Robeco as companies with an ESG Risk Rating of 40 and higher (the ESG Risk Rating is explained in the sustainability risk policy which can be accessed via <https://www.robeco.com/files/docm/docu-robeco-sustainability-risk-policy.pdf>). The Sub-fund is limited to a maximum exposure of 2% to investments with an elevated sustainability risk, based on the market weight in the portfolio taking into account regional

The investment strategy guides investment decisions based on factors such as investment objectives and risk tolerance.

differences and benchmark. Each investment with an ESG Risk rating of higher than 40 requires separate approval by a dedicated committee of sustainable investment specialists, compliance and risk management that oversees the bottom-up sustainability analysis.

7. The Sub-fund excludes the bottom 20% ranked companies on ESG from the investment universe.

● **What is the committed minimum rate to reduce the scope of the investments considered prior to the application of that investment strategy?**

The Sub-fund, as part of the negative screening process, the Sub-fund commits to a minimum rate of 20% reduction, resulting to excluding the lowest performing companies based on ESG metrics. More information in relation to methodology and data used, can be found at <https://www.robeco.com/docm/docu-robeco-sfdr-data-disclosures.pdf>.

● **What is the policy to assess good governance practices of the investee companies?**

Robeco has a Good Governance policy to assess governance practices of companies. The policy describes how Robeco determines if and when a company does not follow good governance practices and is therefore excluded from the initial investment universe for Article 8 and 9 products. Robeco's Good Governance policy applies to the Sub-fund and tests on a set of governance criteria that reflect widely recognized industry established norms and include topics as employee relations, management structure, tax compliance and remuneration.

The Good Governance test consists of criteria on such topics that are examined for investee companies and further explained in Robeco's Good Governance policy <https://www.robeco.com/files/docm/docu-robeco-good-governance-policy.pdf>. Additionally, the companies that do not pass the good governance test are reflected in the exclusion list that can be accessed here - <https://www.robeco.com/files/docm/docu-exclusion-list.pdf>.

What is the asset allocation planned for this financial product?

At least 90% of the investments are aligned with the E/S characteristics of the Sub-fund. The Sub-fund plans to make a minimum of 50% sustainable investments, measured by positive scores via Robeco's SDG Framework. The investments in the category Other, estimated between 0-10%, are mostly in cash, cash equivalents and derivatives as further described below. The planned asset allocation is monitored continuously, and evaluated on a yearly basis.

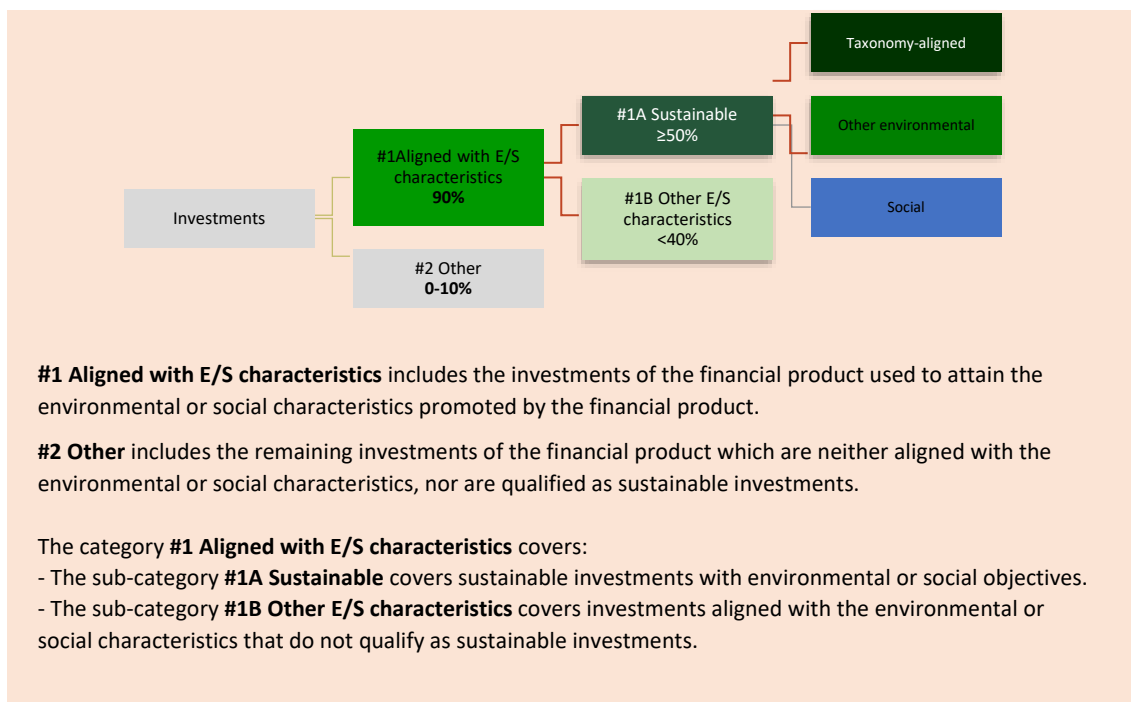
Good governance practices include sound management structures, employee relations, remuneration of staff and tax compliance.



Asset allocation describes the share of investments in specific assets.

Taxonomy-aligned activities are expressed as a share of:

- **turnover** reflecting the share of revenue from green activities of investee companies
- **capital expenditure** (CapEx) showing the green investments made by investee companies, e.g. for a transition to a green economy.
- **operational expenditure** (OpEx) reflecting green operational activities of investee companies.



How does the use of derivatives attain the environmental or social characteristics promoted by the financial product?

The Sub-fund does not make use of derivatives to attain the environmental or social characteristics promoted by the financial product. The Sub-fund may make use of derivatives for hedging, liquidity management and efficient portfolio management as well as investment purposes. Exchange traded and over-the-counter derivatives are permitted, including but not limited to futures, swaps, options and currency forwards. Whilst the Sub-fund may use derivatives both for investment purposes as well as for hedging and efficient portfolio management, it does not utilize derivatives for such purposes outside the intended share of investments allocated to the 'Other' category.

In case the Sub-fund uses derivatives, the underlying shall comply with the investment policy. Where relevant, minimum environmental or social safeguards are taken into account as described below.



To what minimum extent are sustainable investments with an environmental objective aligned with the EU Taxonomy?

0%. The Sub-fund does not intend to make Taxonomy-aligned investments. It cannot be excluded that among the Sub-fund's holdings certain investments are Taxonomy aligned. The Sub-fund will report on Taxonomy-aligned investment in the periodic disclosures. In the future, once data-availability in relation to the EU Taxonomy will improve, Robeco might consider setting a target based on turnover or CAPEX. Robeco currently relies on third-party data, including data in relation to companies that do not disclose on the EU Taxonomy alignment of their activities. EU Taxonomy-alignment data is not yet subject to a review by third parties. The Sub-fund only makes investments in equity and therefore it does not have sovereign exposures. The expected level of alignment with and without sovereign bonds is the same.

To comply with the EU Taxonomy, the criteria for **fossil gas** include limitations on emissions and switching to renewable power or low-carbon fuels by the end of 2035. For **nuclear energy**, the criteria include comprehensive safety and waste management rules.

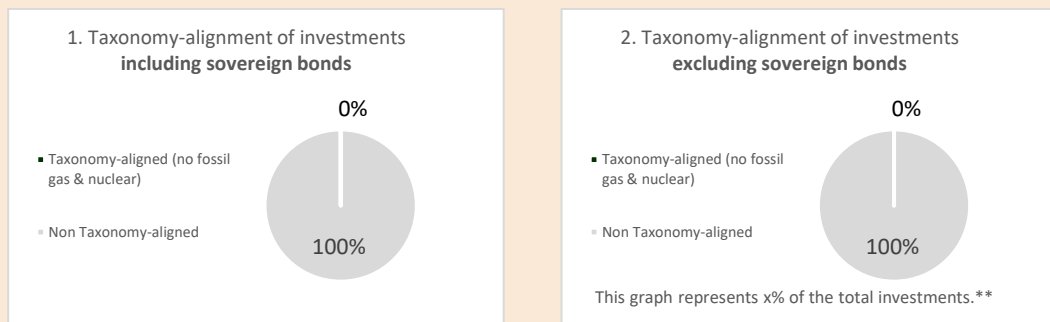
Enabling activities directly enable other activities to make a substantial contribution to an environmental objective.

Transitional activities are activities for which low-carbon alternatives are not yet available and among others have greenhouse gas emission levels corresponding to the best performance.

● **Does the financial product invest in fossil gas and/or nuclear energy related activities that comply with the EU Taxonomy?³⁸**

- Yes
 - In fossil gas
 - In nuclear energy
- No

The two graphs below show in green the minimum percentage of investments that are aligned with the EU Taxonomy. As there is no appropriate methodology to determine the Taxonomy-alignment of sovereign bonds, the first graph shows the Taxonomy alignment in relation to all the investments of the financial product including sovereign bonds, while the second graph shows the Taxonomy alignment only in relation to the investments of the financial product other than sovereign bonds.*



* For the purpose of these graphs, 'sovereign bonds' consist of all sovereign exposures
 ** As the investments are not Taxonomy-aligned, the exclusion of sovereign bonds has no impact on the graph and therefore no such percentage is shown here.

● **What is the minimum share of investments in transitional and enabling activities?**

0%.



What is the minimum share of sustainable investments with an environmental objective that are not aligned with the EU Taxonomy?

The Sub-fund intends to make sustainable investments, measured as positive scores via Robeco's SDG Framework. Among those could be investments with environmental objectives that do not qualify as Taxonomy-aligned. The environmental objectives of the Sub-fund are attained by investing in companies that score positively on SDG 12 (Responsible consumption and production), SDG 13 (Climate action), SDG 14 (Life below water), and SDG 15 (Life on land) in Robeco's SDG Framework. While the sum of sustainable investments with an environmental objective and socially sustainable investments always adds up to the Sub-fund's minimum proportion of 50% sustainable investments, we do not commit to a minimum share of sustainable investments with an environmental objective because the Sub-fund's investment strategy does not have a specific environmental investment objective. Therefore, the minimum share of sustainable investments with an environmental objective is 0%.

³⁸ Fossil gas and/or nuclear related activities will only comply with the EU Taxonomy where they contribute to limiting climate change ("climate change mitigation") and do not significantly harm any EU Taxonomy objective - see explanatory note in the left hand margin. The full criteria for fossil gas and nuclear energy economic activities that comply with the EU Taxonomy are laid down in Commission Delegated Regulation (EU) 2022/1214.

 are sustainable investments with an environmental objective that **do not take into account the criteria** for environmentally sustainable economic activities under the EU Taxonomy.



What is the minimum share of socially sustainable investments?

The Sub-fund intends to make sustainable investments, measured as positive scores via Robeco's SDG Framework. Among those could be investments with social objectives. The social objectives of the Sub-fund are attained by investing in companies that score positively on SDG 1 (No poverty), SDG 2 (Zero hunger), SDG 3 (Good health and well-being), SDG 4 (Quality education), SDG 5 (Gender equality), SDG 6 (Clear water and sanitation), SDG 7 (Affordable and clean energy), SDG 8 (Decent work and economic growth), SDG 9 (Industry, innovation and infrastructure), SDG 10 (Reduced inequalities), SDG 11 (Sustainable cities and communities), SDG 16 (Peace, justice and strong institutions) and SDG 17 (Partnerships for the goals), in Robeco's SDG Framework. While the sum of socially sustainable investments and sustainable investments with an environmental objective always adds up to the Sub-fund's minimum proportion of sustainable investments, we do not commit to a minimum share of socially sustainable investments because the Sub-fund's investment strategy does not have a specific socially sustainable investment objective. Therefore, the minimum share of socially sustainable investments is 0%.



What investments are included under "#2 Other", what is their purpose and are there any minimum environmental or social safeguards?

The type of instruments included under "#2 Other" and their purpose are outlined in Annex I of this Prospectus under the header 'Financial instruments and investment restrictions'. They include cash, cash equivalents, as well as investment funds and eligible asset classes (other than bonds and equities) that do not specifically promote E/S characteristics. As indicated above, the Sub-fund does not make use of derivatives to attain the environmental or social characteristics promoted. The Sub-fund may make use of derivatives, which thus always fall under the category "#2 Other", for hedging, liquidity management and efficient portfolio management as well as investment purposes. Exchange traded and over-the-counter derivatives are permitted, including but not limited to futures, swaps, options and currency forwards. In case the Sub-fund uses derivatives, the underlying shall comply with the investment policy. Where relevant, minimum environmental or social safeguards are taken into account, by, for example, applying Robeco's Exclusion Policy for any single security derivative.



Is a specific index designated as a reference benchmark to determine whether this financial product is aligned with the environmental and/or social characteristics that it promotes?

The type of instruments included under "#2 Other" and their purpose are outlined in Annex I of this Prospectus under the header 'Financial instruments and investment restrictions'. They include cash, cash equivalents, as well as investment funds and eligible asset classes (other than bonds and equities) that do not specifically promote E/S characteristics. As indicated above, the Sub-fund does not make use of derivatives to attain the environmental or social characteristics promoted. The Sub-fund may make use of derivatives, which thus always fall under the category "#2 Other", for hedging, liquidity management and efficient portfolio management as well as investment purposes. Exchange traded and over-the-counter derivatives are permitted, including but not limited to futures, swaps, options and currency forwards. In case the Sub-fund uses derivatives, the underlying shall comply with the investment policy. Where relevant, minimum environmental or social safeguards are taken into account, by, for example, applying Robeco's Exclusion Policy for any single security derivative.

Reference benchmarks are indexes to measure whether the financial product attains the environmental or social characteristics that they promote.



Where can I find more product specific information online?

More product-specific information can be found on the website:

<https://www.robeco.com/en-int/products/funds/>

- Robeco's PAI Statement can be accessed via the following link:
<https://www.robeco.com/files/docm/docu-principal-adverse-impact-statement-summary-entity-level.pdf>
- Robeco's Good Governance test can be accessed via the following link:
<https://www.robeco.com/files/docm/docu-robeco-good-governance-policy.pdf>
- Robeco's SDG framework
<https://www.robeco.com/docm/docu-robeco-explanation-sdg-framework.pdf>
- Robeco's sustainability risk policy
<https://www.robeco.com/files/docm/docu-robeco-sustainability-risk-policy.pdf>

c) Robeco QI European Conservative Equities

Pre-contractual disclosure for the financial products referred to in Article 8, paragraphs 1, 2 and 2a, of Regulation (EU) 2019/2088 and Article 6, first paragraph, of Regulation (EU) 2020/852

Product name: Robeco QI European Conservative Equities

Legal entity identifier: 2138001XRMBVMGLO9954

Environmental and/or social characteristics

Does this financial product have a sustainable investment objective?

Yes

No

It will make a minimum of **sustainable investments with an environmental objective: ___%**

- in economic activities that qualify as environmentally sustainable under the EU Taxonomy
- in economic activities that do not qualify as environmentally sustainable under the EU Taxonomy

It will make a minimum of **sustainable investments with a social objective: ___%**

It **promotes Environmental/Social (E/S) characteristics** and while it does not have as its objective a sustainable investment, it will have a minimum proportion of 50% of sustainable investments

- with an environmental objective in economic activities that qualify as environmentally sustainable under the EU Taxonomy
- with an environmental objective in economic activities that do not qualify as environmentally sustainable under the EU Taxonomy
- with a social objective

It promotes E/S characteristics, but **will not make any sustainable investments**

Sustainable investment means an investment in an economic activity that contributes to an environmental or social objective, provided that the investment does not significantly harm any environmental or social objective and that the investee companies follow good governance practices.

The **EU Taxonomy** is a classification system laid down in Regulation (EU) 2020/852, establishing a list of **environmentally sustainable economic activities**. That Regulation does not include a list of socially sustainable economic activities. Sustainable investments with an environmental objective might be aligned with the Taxonomy or not.



Sustainability indicators measure how the environmental or social characteristics promoted by the financial product are attained.

What environmental and/or social characteristics are promoted by this financial product?

The Sub-fund has the following E/S characteristics:

1. The Sub-fund promotes good governance and sustainable corporate practices through proxy voting, which contributes to long-term shareholder value creation. This includes taking an active stance on social and environmental topics through Robeco's proxy voting policy.
2. The Sub-fund promotes certain minimum environmental and social safeguards through applying exclusion criteria with regards to products and business practices that Robeco believes are detrimental to society and incompatible with sustainable investment strategies, such as exposure to controversial behaviour, controversial weapons, and fossil fuels.
3. The Sub-fund promotes having a lower environmental footprint than the general market index referred to in Appendix VI – Benchmarks (the "General Market Index"), through reduction in carbon, water and waste footprints.
4. The Sub-fund promotes adherence to and conducting business activities in accordance with the United Nations Universal Declaration of Human Rights, the International Labor Organization's (ILO) labor standards, the United Nations Guiding Principles for Business and Human Rights (UNGPs), the United Nations Global Compact (UNGC) and the OECD Guidelines for Multinational Enterprises, by scrutinizing companies that violate these principles.
5. The Sub-fund promotes having a weighted average ESG score that is better than that of the General Market Index.
6. The Sub-fund promotes having a larger share of companies with a positive SDG score (1,2,3) in the portfolio than the General Market Index.

There is no reference benchmark designated for the purpose of attaining the environmental or social characteristics promoted by the Sub-fund.

What sustainability indicators are used to measure the attainment of each of the environmental or social characteristics promoted by this financial product?

The Sub-fund has the following sustainability indicators:

1. The number of holdings and agenda items voted.
2. The % of investments in securities that are on Robeco's Exclusion list as result of the application of Robeco's Exclusion Policy.
3. The Sub-fund's weighted carbon, water and waste footprint score compared to the General Market Index.
4. The number of companies that are in violation of the ILO standards, UNGPs, UNGC or OECD Guidelines for Multinational Enterprises and hence are a part of the Enhanced Engagement program.
5. The Sub-fund's weighted average ESG score compared to the General Market Index.
6. The Sub-fund's weight in companies with a positive SDG score (1,2,3) compared to the General Market Index weight in companies with a positive SDG score (1,2,3).

What are the objectives of the sustainable investments that the financial product partially intends to make and how does the sustainable investment contribute to such objectives?

The sustainable investments aim to contribute to the UN Sustainable Development Goals ("SDGs"), that have both social and environmental objectives. These are 17 goals that are globally recognised and include environmental goals such as climate action, clean water, life on land and water and social goals such as zero hunger, gender equality, education, etc. Robeco has developed a proprietary framework based on the UN SDGs through which an issuer's contribution to such SDGs is determined through a 3-step process. This process starts with a sector baseline on which a company's products are analysed to examine contribution to the society and environment. Further, the operational processes involved in

creating such products is checked along with any controversies/litigation claims and remediation actions taken which are perused before a final SDG score is determined. The final score ranges between high negative (-3) to high positive (+3) and only those issuers which achieve positive SDG scores (+1,+2 and, +3) are regarded as Sustainable Investments.

● ***How do the sustainable investments that the financial product partially intends to make, not cause significant harm to any environmental or social sustainable investment objective?***

The sustainable investments do no significant harm to any environmental or social sustainable investment objective by considering a principal adverse impact and aligning with the OECD Guidelines for Multinational Enterprises and the UN Guiding Principles on Business and Human Rights. In addition, sustainable investments score positively on Robeco's SDG Framework, and therefore do not cause significant harm.

How have the indicators for adverse impacts on sustainability factors been taken into account?

Mandatory principal adverse impact indicators are considered through Robeco's SDG Framework, either directly or indirectly, when identifying sustainable investments for the Sub-fund. In addition, voluntary environmental and social indicators are taken into account, depending on their relevance for measuring impacts on the SDGs and the availability of data. A detailed description of the incorporation of principal adverse impacts is available via Robeco's Principal Adverse Impact Statement published on the Robeco website (<https://www.robeco.com/files/docm/docu-principal-adverse-impact-statement-summary-entity-level.pdf>). In this statement, Robeco sets out its approach to identifying and prioritizing principal adverse impacts, and how principal adverse impacts are considered as part of Robeco's investment due diligence process and procedures relating to research and analysis, exclusions and restrictions and/or voting and engagement. This description also explains how principal adverse impact indicators are considered by the SDG Framework.

How are the sustainable investments aligned with the OECD Guidelines for Multinational Enterprises and the UN Guiding Principles on Business and Human Rights? Details:

The sustainable investments are aligned with the OECD Guidelines for Multinational Enterprises and the UN Guiding Principles on Business and Human Rights via both Robeco's Exclusion Policy and Robeco's SDG Framework.

Robeco's Exclusion Policy includes an explanation of how Robeco acts in accordance with the International Labor Organization (ILO) standards, United Nations Guiding Principles (UNGPs), United Nations Global Compact (UNGC) Principles and the Organization for Economic Co-operation and Development (OECD) Guidelines for Multinational Enterprises and is guided by these international treaties to assess the behavior of companies. Robeco continuously screens its investments for breaches of these principles. In case of a breach, the company will be excluded or engaged with, and is not considered a sustainable investment.

Robeco's SDG Framework screens for breaches on these principles in the final step of the framework. In this step, Robeco checks whether the company concerned has been involved in any controversies. Involvement in any controversy will result in a negative SDG score for the company, meaning it is not a sustainable investment.

The EU Taxonomy sets out a "do not significant harm" principle by which Taxonomy-aligned investments should not significantly harm EU Taxonomy objectives and is accompanied by specific EU criteria.

The "do no significant harm" principle applies only to those investments underlying the financial product that take into account the EU criteria for environmentally sustainable economic activities. The investments underlying the remaining portion of this financial product do not take into account the EU criteria for environmentally sustainable economic activities.

Any other sustainable investments must also not significantly harm any environmental or social objectives.



Does this financial product consider principal adverse impacts on sustainability factors?

Yes, _____

The Sub-fund considers principal adverse impacts on sustainability factors as referred to in Annex I of the SFDR Delegated Act.

Pre-investment, the following principal adverse impacts on sustainability factors are considered:

- Via the applied normative and activity-based exclusions, the following PAIs are considered:
 - Exposure to companies active in the fossil fuel sector (PAI 4, Table 1)
 - Violations of the UN Global Compact Principles and Organisation for Economic Cooperation and Development (OECD) Guidelines for Multinational Enterprises (PAI 10, Table 1)
 - Activities negatively affecting biodiversity-sensitive areas (PAI 7, Table 1). The consideration of this PAI is currently restricted to applying exclusions to palm oil producing companies and for any breaches to the UNGC, UNGP and OECD Guidelines for Multinational Enterprises in relation to biodiversity.
 - Exposure to controversial weapons (anti-personnel mines, cluster munitions, chemical weapons (PAI 14, Table 1)
- Via the environmental footprint performance targets of the Sub-fund, the following PAIs are considered:
 - Carbon footprint (PAI 2, Table 1)
 - Water and waste indicators (PAI 7-9, Table 1). Robeco will use on water and waste footprint until data quality and coverage of the PAIs will improve.

Post-investment, the following principal adverse impacts on sustainability factors are taken into account:

- Via the application of the voting policy, the following PAIs are considered:
 - All indicators related to GHG emissions (PAI 1-6, Table 1)
 - Indicators related to social and employee matters (PAI 10-13, Table 1; PAI 5-8, Table 3)

Principal adverse impacts are the most significant negative impacts of investment decisions on sustainability factors relating to environmental, social and employee matters, respect for human rights, anti-corruption and anti-bribery matters.

- o Via Robeco's entity engagement program, the following PAIs are considered:
 - All indicators related to Climate and other environment-related indicators (PAI 1-9, Table 1)
 - Violations of the UN Global Compact Principles and Organisation for Economic Cooperation and Development (OECD) Guidelines for Multinational Enterprises (PAI 10, Table 1)
 - In addition, based on a yearly review of Robeco's performance on all mandatory and selected voluntary indicators, holdings of the Sub-fund that cause adverse impact might be selected for engagement.

More information is available via Robeco's Principal Adverse Impact Statement, published on Robeco's website. The Sub-fund will periodically report how it has considered the principal adverse impacts of its investments in the Company's annual report, which will be made available each year on or before 30 April at the Sub-fund page highlighted in final section of this document.

No



What investment strategy does this financial product follow?

Robeco QI European Conservative Equities is an actively managed fund that invests in low-volatility stocks in European countries. The selection of these stocks is based on a quantitative model as described in the Investment policy strategy paragraph in Appendix I of this Prospectus. Conservative refers to the focus on equities that show a lower expected volatility than average global equity.

The strategy integrates sustainability indicators on a continuous basis as part of the stock selection process. Amongst others, the Sub-fund applies norms-based and activity-based exclusions, Robeco's good governance policy, Robeco's SDG framework and considers Principal Adverse Impacts in the investment process. More product-specific information can be found on our website and the links provided in the final question of this disclosure.

What are the binding elements of the investment strategy used to select the investments to attain each of the environmental or social characteristics promoted by this financial product?

The Sub-fund has the following binding elements:

1. All equity holdings have a granted right to vote and Robeco exerts that right by voting according to Robeco's Proxy Voting Policy, unless impediments occur (e.g. share blocking or when not considered cost efficient). Robeco's Proxy Voting Policy can be found at <https://www.robeco.com/files/docm/docu-robeco-stewardship-policy.pdf>.
2. The Sub-fund's portfolio complies with Robeco's Exclusion Policy (<https://www.robeco.com/files/docm/docu-exclusion-policy.pdf>), that is based on exclusion criteria with regards to products and business practices that Robeco believes are detrimental to society and incompatible with sustainable investment strategies. This means that the Sub-fund has 0% exposure to excluded securities, taking into account a grace period. Information with regards to the effects of the exclusions on the Sub-fund's universe can be found at <https://www.robeco.com/files/docm/docu-exclusion-list.pdf>
3. The Sub-fund's weighted carbon, water and waste footprint score is a better than that of the General Market Index.
4. The Sub-fund scrutinizes investment in companies that are in breach of the ILO standards, UNGPs, UNGC or OECD Guidelines for Multinational Enterprises. If a company in the portfolio breaches one of the international guidelines during the investment period, the company will become part of the Enhanced Engagement program. When engagement is deemed highly unlikely to succeed, the company might be excluded directly.
5. The Sub-fund's weighted average ESG score is better than that of the General Market Index.

The investment strategy guides investment decisions based on factors such as investment objectives and risk tolerance.

6. The Sub-fund's weight in companies with a positive SDG score (1,2,3) is better than that of the General Market Index.

● **What is the committed minimum rate to reduce the scope of the investments considered prior to the application of that investment strategy?**

The Sub-fund does not commit to a minimum rate to reduce the scope of investments prior to the application of the investment strategy.

● **What is the policy to assess good governance practices of the investee companies?**

Robeco has a Good Governance policy to assess governance practices of companies. The policy describes how Robeco determines if and when a company does not follow good governance practices and is therefore excluded from the initial investment universe for Article 8 and 9 products. Robeco's Good Governance policy applies to the Sub-fund and tests on a set of governance criteria that reflect widely recognized industry established norms and include topics as employee relations, management structure, tax compliance and remuneration.

The Good Governance test consists of criteria on such topics that are examined for investee companies and further explained in Robeco's Good Governance policy <https://www.robeco.com/files/docm/docu-robeco-good-governance-policy.pdf>. Additionally, the companies that do not pass the good governance test are reflected in the exclusion list that can be accessed here - <https://www.robeco.com/files/docm/docu-exclusion-list.pdf>.

Good governance practices include sound management structures, employee relations, remuneration of staff and tax compliance.



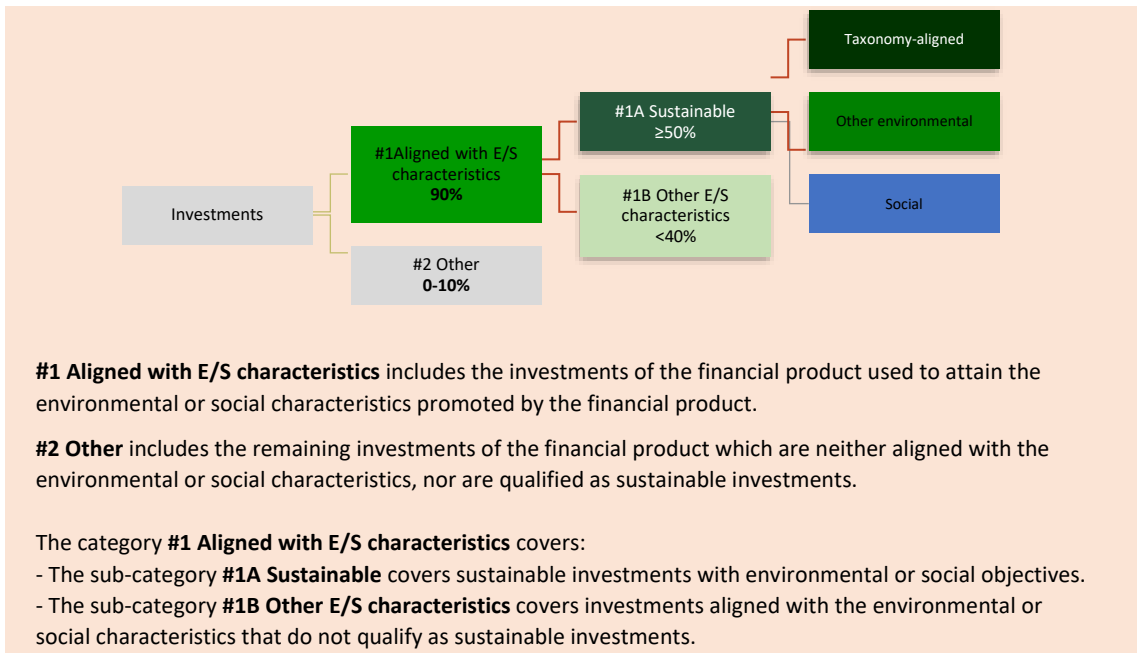
What is the asset allocation planned for this financial product?

At least 90% of the investments are aligned with the E/S characteristics of the Sub-fund. The Sub-fund plans to make a minimum of 50% sustainable investments, measured by positive scores via Robeco's SDG Framework. The investments in the category Other, estimated between 0-10%, are mostly in cash, cash equivalents and derivatives as further described below. The planned asset allocation is monitored continuously, and evaluated on a yearly basis.

Asset allocation describes the share of investments in specific assets.

Taxonomy-aligned activities are expressed as a share of:

- **turnover** reflecting the share of revenue from green activities of investee companies
- **capital expenditure** (CapEx) showing the green investments made by investee companies, e.g. for a transition to a green economy.
- **operational expenditure** (OpEx)



reflecting green operational activities of investee companies.

● **How does the use of derivatives attain the environmental or social characteristics promoted by the financial product?**

The Sub-fund does not make use of derivatives to attain the environmental or social characteristics promoted by the financial product. The Sub-fund may make use of derivatives for hedging, liquidity management and efficient portfolio management as well as investment purposes. Exchange traded and over-the-counter derivatives are permitted, including but not limited to futures, swaps, options and currency forwards. Whilst the Sub-fund may use derivatives both for investment purposes as well as for hedging and efficient portfolio management, it does not utilize derivatives for such purposes outside the intended share of investments allocated to the 'Other' category. In case the Sub-fund uses derivatives, the underlying shall comply with the investment policy. Where relevant, minimum environmental or social safeguards are taken into account as described below.



To what minimum extent are sustainable investments with an environmental objective aligned with the EU Taxonomy?

0%. The Sub-fund does not intend to make Taxonomy-aligned investments. It cannot be excluded that among the Sub-fund's holdings certain investments are Taxonomy aligned. The Sub-fund will report on Taxonomy-aligned investment in the periodic disclosures. In the future, once data-availability in relation to the EU Taxonomy will improve, Robeco might consider setting a target based on turnover or CAPEX. Robeco currently relies on third-party data, including data in relation to companies that do not disclose on the EU Taxonomy alignment of their activities. EU Taxonomy-alignment data is not yet subject to a review by third parties. The Sub-fund only makes investments in equity and therefore it does not have sovereign exposures. The expected level of alignment with and without sovereign bonds is the same.

To comply with the EU Taxonomy, the criteria for **fossil gas** include limitations on emissions and switching to renewable power or low-carbon fuels by the end of 2035. For **nuclear energy**,

● **Does the financial product invest in fossil gas and/or nuclear energy related activities that comply with the EU Taxonomy?³⁹**

Yes

In fossil gas In nuclear energy

No

³⁹ Fossil gas and/or nuclear related activities will only comply with the EU Taxonomy where they contribute to limiting climate change ("climate change mitigation") and do not significantly harm any EU Taxonomy objective - see explanatory note in the left hand margin. The full criteria for fossil gas and nuclear energy economic activities that comply with the EU Taxonomy are laid down in Commission Delegated Regulation (EU) 2022/1214.

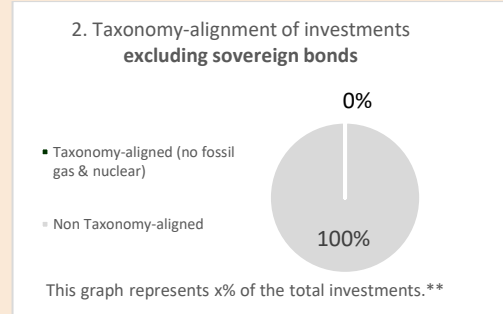
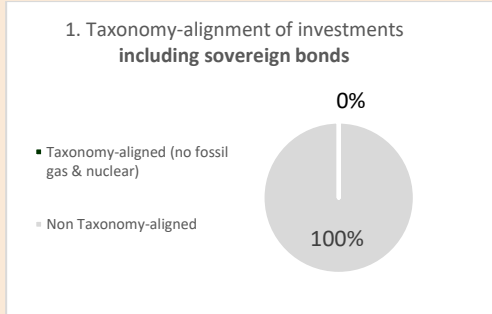
the criteria include comprehensive safety and waste management rules.

Enabling activities directly enable other activities to make a substantial contribution to an environmental objective.

Transitional activities are activities for which low-carbon alternatives are not yet available and among others have greenhouse gas emission levels corresponding to the best performance.

 are sustainable investments with an environmental objective that **do not take into account the criteria** for environmentally sustainable economic activities under the EU Taxonomy.

The two graphs below show in green the minimum percentage of investments that are aligned with the EU Taxonomy. As there is no appropriate methodology to determine the Taxonomy-alignment of sovereign bonds*, the first graph shows the Taxonomy alignment in relation to all the investments of the financial product including sovereign bonds, while the second graph shows the Taxonomy alignment only in relation to the investments of the financial product other than sovereign bonds.



* For the purpose of these graphs, 'sovereign bonds' consist of all sovereign exposures

** As the investments are not Taxonomy-aligned, the exclusion of sovereign bonds has no impact on the graph and therefore no such percentage is shown here.

 **What is the minimum share of investments in transitional and enabling activities?**

0%.



What is the minimum share of sustainable investments with an environmental objective that are not aligned with the EU Taxonomy?

The Sub-fund intends to make sustainable investments, measured as positive scores via Robeco's SDG Framework. Among those could be investments with environmental objectives that do not qualify as Taxonomy-aligned. The environmental objectives of the Sub-fund are attained by investing in companies that score positively on SDG 12 (Responsible consumption and production), SDG 13 (Climate action), SDG 14 (Life below water), and SDG 15 (Life on land) in Robeco's SDG Framework. While the sum of sustainable investments with an environmental objective and socially sustainable investments always adds up to the Sub-fund's minimum proportion of 50% sustainable investments, we do not commit to a minimum share of sustainable investments with an environmental objective because the Sub-fund's investment strategy does not have a specific environmental investment objective. Therefore, the minimum share of sustainable investments with an environmental objective is 0%.



What is the minimum share of socially sustainable investments?

The Sub-fund intends to make sustainable investments, measured as positive scores via Robeco's SDG Framework. Among those could be investments with social objectives. The social objectives of the Sub-fund are attained by investing in companies that score positively on SDG 1 (No poverty), SDG 2 (Zero hunger), SDG 3 (Good health and well-being), SDG 4 (Quality education), SDG 5 (Gender equality), SDG 6 (Clear water and sanitation), SDG 7 (Affordable and clean energy), SDG 8 (Decent work and economic growth), SDG 9 (Industry, innovation and infrastructure), SDG 10 (Reduced inequalities), SDG 11 (Sustainable cities and communities), SDG 16 (Peace, justice and strong institutions) and SDG 17 (Partnerships for the goals), in Robeco's SDG Framework. While the sum of socially sustainable investments and sustainable investments with an environmental objective always adds up to the Sub-fund's minimum proportion of sustainable investments, we do not commit to a minimum share of socially sustainable investments because the Sub-fund's investment strategy does not have a specific socially sustainable investment objective. Therefore, the minimum share of socially sustainable investments is 0%.



What investments are included under "#2 Other", what is their purpose and are there any minimum environmental or social safeguards?

The type of instruments included under "#2 Other" and their purpose are outlined in Annex I of this Prospectus under the header 'Financial instruments and investment restrictions'. They include cash, cash equivalents, as well as investment funds and eligible asset classes (other than bonds and equities) that do not specifically promote E/S characteristics. As indicated above, the Sub-fund does not make use of derivatives to attain the environmental or social characteristics promoted. The Sub-fund may make use of derivatives, which thus always fall under the category "#2 Other", for hedging, liquidity management and efficient portfolio management as well as investment purposes. Exchange traded and over-the-counter derivatives are permitted, including but not limited to futures, swaps, options and currency forwards. In case the Sub-fund uses derivatives, the underlying shall comply with the investment policy. Where relevant, minimum environmental or social safeguards are taken into account, by, for example, applying Robeco's Exclusion Policy for any single security derivative.



Is a specific index designated as a reference benchmark to determine whether this financial product is aligned with the environmental and/or social characteristics that it promotes?

Not applicable.

Reference benchmarks are indexes to measure whether the financial product attains the environmental or social characteristics that they promote.



Where can I find more product specific information online?

More product-specific information can be found on the website:

<https://www.robeco.com/en-int/products/funds/>

- Robeco's PAI Statement can be accessed via the following link:
<https://www.robeco.com/files/docm/docu-principal-adverse-impact-statement-summary-entity-level.pdf>
- Robeco's Good Governance test can be accessed via the following link:
<https://www.robeco.com/files/docm/docu-robeco-good-governance-policy.pdf>
- Robeco's SDG framework
<https://www.robeco.com/docm/docu-robeco-explanation-sdg-framework.pdf>
- Robeco's sustainability risk policy
<https://www.robeco.com/files/docm/docu-robeco-sustainability-risk-policy.pdf>

d) Robeco QI US Conservative Equities

Pre-contractual disclosure for the financial products referred to in Article 8, paragraphs 1, 2 and 2a, of Regulation (EU) 2019/2088 and Article 6, first paragraph, of Regulation (EU) 2020/852

Product name: Robeco QI US Conservative Equities

Legal entity identifier: 549300LR6OB223QXB617

Environmental and/or social characteristics

Does this financial product have a sustainable investment objective?

Yes

No

It will make a minimum of **sustainable investments with an environmental objective:** ___%

- in economic activities that qualify as environmentally sustainable under the EU Taxonomy
- in economic activities that do not qualify as environmentally sustainable under the EU Taxonomy

It will make a minimum of **sustainable investments with a social objective:** ___%

It **promotes Environmental/Social (E/S) characteristics** and while it does not have as its objective a sustainable investment, it will have a minimum proportion of 50% of sustainable investments

- with an environmental objective in economic activities that qualify as environmentally sustainable under the EU Taxonomy
- with an environmental objective in economic activities that do not qualify as environmentally sustainable under the EU Taxonomy
- with a social objective

It promotes E/S characteristics, but **will not make any sustainable investments**

Sustainable investment means an investment in an economic activity that contributes to an environmental or social objective, provided that the investment does not significantly harm any environmental or social objective and that the investee companies follow good governance practices.

The **EU Taxonomy** is a classification system laid down in Regulation (EU) 2020/852, establishing a list of **environmentally sustainable economic activities**. That Regulation does not include a list of socially sustainable economic activities. Sustainable investments with an environmental objective might be aligned with the Taxonomy or not.



Sustainability indicators measure how the environmental or social characteristics promoted by the financial product are attained.

What environmental and/or social characteristics are promoted by this financial product?

The Sub-fund has the following E/S characteristics:

1. The Sub-fund promotes good governance and sustainable corporate practices through proxy voting, which contributes to long-term shareholder value creation. This includes taking an active stance on social and environmental topics through Robeco's proxy voting policy.
2. The Sub-fund promotes certain minimum environmental and social safeguards through applying exclusion criteria with regards to products and business practices that Robeco believes are detrimental to society and incompatible with sustainable investment strategies, such as exposure to controversial behaviour, controversial weapons, and fossil fuels.
3. The Sub-fund promotes having a lower environmental footprint than the general market index referred to in Appendix VI – Benchmarks (the "General Market Index"), through reduction in carbon, water and waste footprints.
4. The Sub-fund promotes adherence to and conducting business activities in accordance with the United Nations Universal Declaration of Human Rights, the International Labor Organization's (ILO) labor standards, the United Nations Guiding Principles for Business and Human Rights (UNGPs), the United Nations Global Compact (UNGC) and the OECD Guidelines for Multinational Enterprises, by scrutinizing companies that violate these principles.
5. The Sub-fund promotes having a weighted average ESG score that is better than that of the General Market Index.
6. The Sub-fund promotes having a larger share of companies with a positive SDG score (1,2,3) in the portfolio than the General Market Index.

There is no reference benchmark designated for the purpose of attaining the environmental or social characteristics promoted by the Sub-fund.

What sustainability indicators are used to measure the attainment of each of the environmental or social characteristics promoted by this financial product?

The Sub-fund has the following sustainability indicators:

1. The number of holdings and agenda items voted.
2. The % of investments in securities that are on Robeco's Exclusion list as result of the application of Robeco's Exclusion Policy.
3. The Sub-fund's weighted carbon, water and waste footprint score compared to the General Market Index.
4. The number of companies that are in violation of the ILO standards, UNGPs, UNGC or OECD Guidelines for Multinational Enterprises and hence are a part of the Enhanced Engagement program.
5. The Sub-fund's weighted average ESG score compared to the General Market Index.
6. The Sub-fund's weight in companies with a positive SDG score (1,2,3) compared to the General Market Index weight in companies with a positive SDG score (1,2,3).

What are the objectives of the sustainable investments that the financial product partially intends to make and how does the sustainable investment contribute to such objectives?

The sustainable investments aim to contribute to the UN Sustainable Development Goals ("SDGs"), that have both social and environmental objectives. These are 17 goals that are globally recognised and include environmental goals such as climate action, clean water, life on land and water and social goals such as zero hunger, gender equality, education, etc. Robeco has developed a proprietary framework based on the UN SDGs through which an issuer's contribution to such SDGs is determined through a 3-step process. This process starts with a sector baseline on which a company's products are analysed to examine contribution to the society and environment. Further, the operational processes involved in

creating such products is checked along with any controversies/litigation claims and remediation actions taken which are perused before a final SDG score is determined. The final score ranges between high negative (-3) to high positive (+3) and only those issuers which achieve positive SDG scores (+1,+2 and, +3) are regarded as Sustainable Investments.

● ***How do the sustainable investments that the financial product partially intends to make, not cause significant harm to any environmental or social sustainable investment objective?***

The sustainable investments do no significant harm to any environmental or social sustainable investment objective by considering a principal adverse impact and aligning with the OECD Guidelines for Multinational Enterprises and the UN Guiding Principles on Business and Human Rights. In addition, sustainable investments score positively on Robeco's SDG Framework, and therefore do not cause significant harm.

How have the indicators for adverse impacts on sustainability factors been taken into account?

Mandatory principal adverse impact indicators are considered through Robeco's SDG Framework, either directly or indirectly, when identifying sustainable investments for the Sub-fund. In addition, voluntary environmental and social indicators are taken into account, depending on their relevance for measuring impacts on the SDGs and the availability of data. A detailed description of the incorporation of principal adverse impacts is available via Robeco's Principal Adverse Impact Statement published on the Robeco website (<https://www.robeco.com/files/docm/docu-principal-adverse-impact-statement-summary-entity-level.pdf>). In this statement, Robeco sets out its approach to identifying and prioritizing principal adverse impacts, and how principal adverse impacts are considered as part of Robeco's investment due diligence process and procedures relating to research and analysis, exclusions and restrictions and/or voting and engagement. This description also explains how principal adverse impact indicators are considered by the SDG Framework.

How are the sustainable investments aligned with the OECD Guidelines for Multinational Enterprises and the UN Guiding Principles on Business and Human Rights? Details:

The sustainable investments are aligned with the OECD Guidelines for Multinational Enterprises and the UN Guiding Principles on Business and Human Rights via both Robeco's Exclusion Policy and Robeco's SDG Framework.

Robeco's Exclusion Policy includes an explanation of how Robeco acts in accordance with the International Labor Organization (ILO) standards, United Nations Guiding Principles (UNGPs), United Nations Global Compact (UNGC) Principles and the Organization for Economic Co-operation and Development (OECD) Guidelines for Multinational Enterprises and is guided by these international treaties to assess the behavior of companies. Robeco continuously screens its investments for breaches of these principles. In case of a breach, the company will be excluded or engaged with, and is not considered a sustainable investment.

Robeco's SDG Framework screens for breaches on these principles in the final step of the framework. In this step, Robeco checks whether the company concerned has been involved in any controversies. Involvement in any controversy will result in a negative SDG score for the company, meaning it is not a sustainable investment.

The EU Taxonomy sets out a "do not significant harm" principle by which Taxonomy-aligned investments should not significantly harm EU Taxonomy objectives and is accompanied by specific EU criteria.

The "do no significant harm" principle applies only to those investments underlying the financial product that take into account the EU criteria for environmentally sustainable economic activities. The investments underlying the remaining portion of this financial product do not take into account the EU criteria for environmentally sustainable economic activities.

Any other sustainable investments must also not significantly harm any environmental or social objectives.



Does this financial product consider principal adverse impacts on sustainability factors?

Yes, _____

The Sub-fund considers principal adverse impacts on sustainability factors as referred to in Annex I of the SFDR Delegated Act.

Pre-investment, the following principal adverse impacts on sustainability factors are considered:

- Via the applied normative and activity-based exclusions, the following PAIs are considered:
 - Exposure to companies active in the fossil fuel sector (PAI 4, Table 1)
 - Violations of the UN Global Compact Principles and Organisation for Economic Cooperation and Development (OECD) Guidelines for Multinational Enterprises (PAI 10, Table 1)
 - Activities negatively affecting biodiversity-sensitive areas (PAI 7, Table 1). The consideration of this PAI is currently restricted to applying exclusions to palm oil producing companies and for any breaches to the UNGC, UNGP and OECD Guidelines for Multinational Enterprises in relation to biodiversity.
 - Exposure to controversial weapons (anti-personnel mines, cluster munitions, chemical weapons (PAI 14, Table 1)
- Via the environmental footprint performance targets of the Sub-fund, the following PAIs are considered:
 - Carbon footprint (PAI 2, Table 1)
 - Water and waste indicators (PAI 7-9, Table 1). Robeco will use on water and waste footprint until data quality and coverage of the PAIs will improve.

Post-investment, the following principal adverse impacts on sustainability factors are taken into account:

- Via the application of the voting policy, the following PAIs are considered:
 - All indicators related to GHG emissions (PAI 1-6, Table 1)
 - Indicators related to social and employee matters (PAI 10-13, Table 1; PAI 5-8, Table 3)
- Via Robeco's entity engagement program, the following PAIs are considered:

Principal adverse impacts are the most significant negative impacts of investment decisions on sustainability factors relating to environmental, social and employee matters, respect for human rights, anti-corruption and anti-bribery matters.

- All indicators related to Climate and other environment-related indicators (PAI 1-9, Table 1)
- Violations of the UN Global Compact Principles and Organisation for Economic Cooperation and Development (OECD) Guidelines for Multinational Enterprises (PAI 10, Table 1)
- In addition, based on a yearly review of Robeco's performance on all mandatory and selected voluntary indicators, holdings of the Sub-fund that cause adverse impact might be selected for engagement.

More information is available via Robeco's Principal Adverse Impact Statement, published on Robeco's website. The Sub-fund will periodically report how it has considered the principal adverse impacts of its investments in the Company's annual report, which will be made available each year on or before 30 April at the Sub-fund page highlighted in final section of this document.

No



What investment strategy does this financial product follow?

Robeco QI US Conservative Equities is an actively managed fund that invests in low-volatility stocks in North-American countries. The selection of these stocks is based on a quantitative model as described in the Investment policy strategy paragraph in Appendix I of this Prospectus. Conservative refers to the focus on equities that show a lower expected volatility than average global equity.

The strategy integrates sustainability indicators on a continuous basis as part of the stock selection process. Amongst others, the Sub-fund applies norms-based and activity-based exclusions, Robeco's good governance policy, Robeco's SDG framework and considers Principal Adverse Impacts in the investment process. More product-specific information can be found on our website and the links provided in the final question of this disclosure.

What are the binding elements of the investment strategy used to select the investments to attain each of the environmental or social characteristics promoted by this financial product?

The Sub-fund has the following binding elements:

1. All equity holdings have a granted right to vote and Robeco exerts that right by voting according to Robeco's Proxy Voting Policy, unless impediments occur (e.g. share blocking or when not considered cost efficient). Robeco's Proxy Voting Policy can be found at <https://www.robeco.com/files/docm/docu-robeco-stewardship-policy.pdf>
2. The Sub-fund's portfolio complies with Robeco's Exclusion Policy (<https://www.robeco.com/files/docm/docu-exclusion-policy.pdf>), that is based on exclusion criteria with regards to products and business practices that Robeco believes are detrimental to society and incompatible with sustainable investment strategies. This means that the Sub-fund has 0% exposure to excluded securities, taking into account a grace period. Information with regards to the effects of the exclusions on the Sub-fund's universe can be found at <https://www.robeco.com/files/docm/docu-exclusion-list.pdf>
3. The Sub-fund's weighted carbon, water and waste footprint score is a better than that of the General Market Index.
4. The Sub-fund scrutinizes investment in companies that are in breach of the ILO standards, UNGPs, UNGC or OECD Guidelines for Multinational Enterprises. If a company in the portfolio breaches one of the international guidelines during the investment period, the company will become part of the Enhanced Engagement program. When engagement is deemed highly unlikely to succeed, the company might be excluded directly.
5. The Sub-fund's weighted average ESG score is better than that of the General Market Index.
6. The Sub-fund's weight in companies with a positive SDG score (1,2,3) is better than that of the General Market Index.

The investment strategy guides investment decisions based on factors such as investment objectives and risk tolerance.

● **What is the committed minimum rate to reduce the scope of the investments considered prior to the application of that investment strategy?**

The Sub-fund does not commit to a minimum rate to reduce the scope of investments prior to the application of the investment strategy.

● **What is the policy to assess good governance practices of the investee companies?**

Robeco has a Good Governance policy to assess governance practices of companies. The policy describes how Robeco determines if and when a company does not follow good governance practices and is therefore excluded from the initial investment universe for Article 8 and 9 products. Robeco's Good Governance policy applies to the Sub-fund and tests on a set of governance criteria that reflect widely recognized industry established norms and include topics as employee relations, management structure, tax compliance and remuneration.

The Good Governance test consists of criteria on such topics that are examined for investee companies and further explained in Robeco's Good Governance policy <https://www.robeco.com/files/docm/docu-robeco-good-governance-policy.pdf>. Additionally, the companies that do not pass the good governance test are reflected in the exclusion list that can be accessed here - <https://www.robeco.com/files/docm/docu-exclusion-list.pdf>.

Good governance practices include sound management structures, employee relations, remuneration of staff and tax compliance.



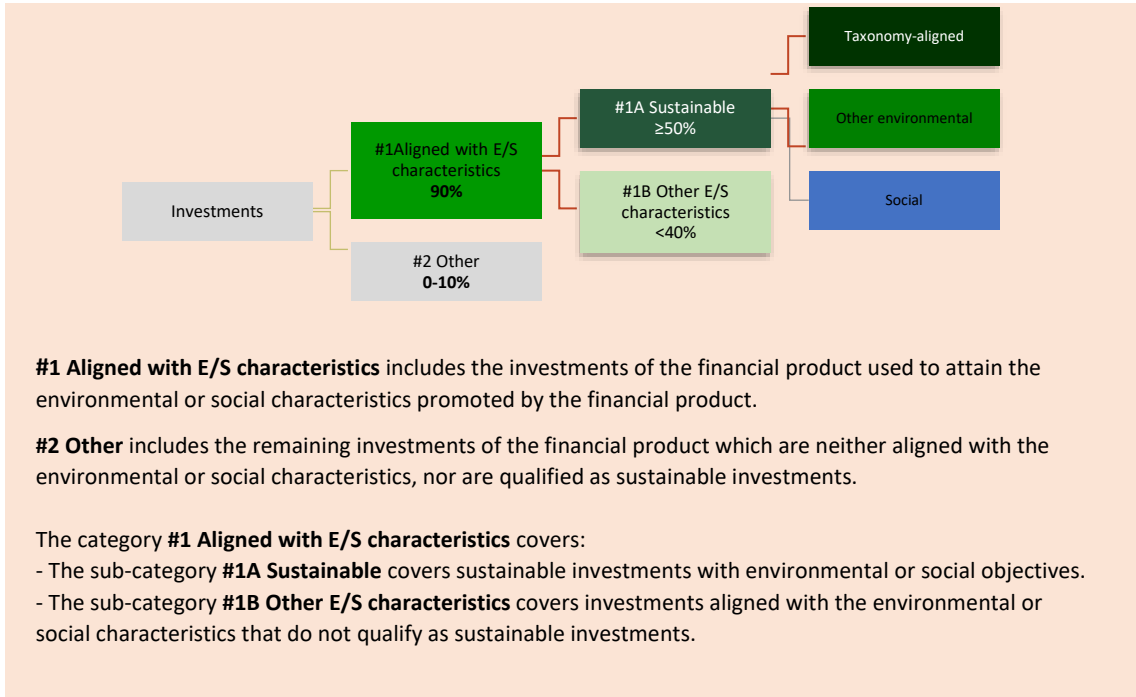
What is the asset allocation planned for this financial product?

At least 90% of the investments are aligned with the E/S characteristics of the Sub-fund. The Sub-fund plans to make a minimum of 50% sustainable investments, measured by positive scores via Robeco's SDG Framework. The investments in the category Other, estimated between 0-10%, are mostly in cash, cash equivalents and derivatives as further described below. The planned asset allocation is monitored continuously, and evaluated on a yearly basis

Asset allocation describes the share of investments in specific assets.

Taxonomy-aligned activities are expressed as a share of:

- **turnover** reflecting the share of revenue from green activities of investee companies
- **capital expenditure (CapEx)** showing the green investments made by investee companies, e.g. for a transition to a green economy.
- **operational expenditure (OpEx)** reflecting green operational



activities of investee companies.

● **How does the use of derivatives attain the environmental or social characteristics promoted by the financial product?**

The Sub-fund does not make use of derivatives to attain the environmental or social characteristics promoted by the financial product. The Sub-fund may make use of derivatives for hedging, liquidity management and efficient portfolio management as well as investment purposes. Exchange traded and over-the-counter derivatives are permitted, including but not limited to futures, swaps, options and currency forwards. Whilst the Sub-fund may use derivatives both for investment purposes as well as for hedging and efficient portfolio management, it does not utilize derivatives for such purposes outside the intended share of investments allocated to the 'Other' category.

In case the Sub-fund uses derivatives, the underlying shall comply with the investment policy. Where relevant, minimum environmental or social safeguards are taken into account as described below.



● **To what minimum extent are sustainable investments with an environmental objective aligned with the EU Taxonomy?**

0%. The Sub-fund does not intend to make Taxonomy-aligned investments. It cannot be excluded that among the Sub-fund's holdings certain investments are Taxonomy aligned. The Sub-fund will report on Taxonomy-aligned investment in the periodic disclosures. In the future, once data-availability in relation to the EU Taxonomy will improve, Robeco might consider setting a target based on turnover or CAPEX. Robeco currently relies on third-party data, including data in relation to companies that do not disclose on the EU Taxonomy alignment of their activities. EU Taxonomy-alignment data is not yet subject to a review by third parties. The Sub-fund only makes investments in equity and therefore it does not have sovereign exposures. The expected level of alignment with and without sovereign bonds is the same.

To comply with the EU Taxonomy, the criteria for **fossil gas** include limitations on emissions and switching to renewable power or low-carbon fuels by the end of 2035. For **nuclear energy**,

● **Does the financial product invest in fossil gas and/or nuclear energy related activities that comply with the EU Taxonomy?⁴⁰**

Yes

In fossil gas In nuclear energy

No

⁴⁰ Fossil gas and/or nuclear related activities will only comply with the EU Taxonomy where they contribute to limiting climate change ("climate change mitigation") and do not significantly harm any EU Taxonomy objective - see explanatory note in the left hand margin. The full criteria for fossil gas and nuclear energy economic activities that comply with the EU Taxonomy are laid down in Commission Delegated Regulation (EU) 2022/1214.

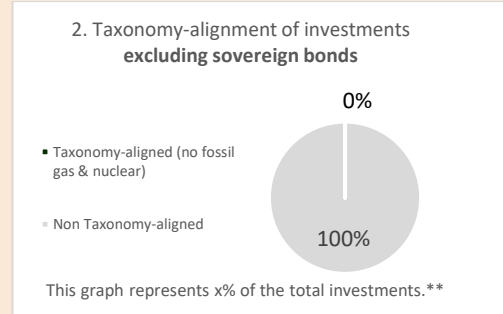
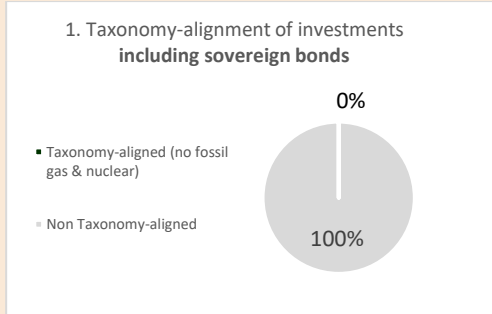
the criteria include comprehensive safety and waste management rules.

Enabling activities directly enable other activities to make a substantial contribution to an environmental objective.

Transitional activities are activities for which low-carbon alternatives are not yet available and among others have greenhouse gas emission levels corresponding to the best performance.

 are sustainable investments with an environmental objective that **do not take into account the criteria** for environmentally sustainable economic activities under the EU Taxonomy.

The two graphs below show in green the minimum percentage of investments that are aligned with the EU Taxonomy. As there is no appropriate methodology to determine the Taxonomy-alignment of sovereign bonds, the first graph shows the Taxonomy alignment in relation to all the investments of the financial product including sovereign bonds, while the second graph shows the Taxonomy alignment only in relation to the investments of the financial product other than sovereign bonds.*



* For the purpose of these graphs, 'sovereign bonds' consist of all sovereign exposures

** As the investments are not Taxonomy-aligned, the exclusion of sovereign bonds has no impact on the graph and therefore no such percentage is shown here.

● **What is the minimum share of investments in transitional and enabling activities?**

0%.



What is the minimum share of sustainable investments with an environmental objective that are not aligned with the EU Taxonomy?

The Sub-fund intends to make sustainable investments, measured as positive scores via Robeco's SDG Framework. Among those could be investments with environmental objectives that do not qualify as Taxonomy-aligned. The environmental objectives of the Sub-fund are attained by investing in companies that score positively on SDG 12 (Responsible consumption and production), SDG 13 (Climate action), SDG 14 (Life below water), and SDG 15 (Life on land) in Robeco's SDG Framework. While the sum of sustainable investments with an environmental objective and socially sustainable investments always adds up to the Sub-fund's minimum proportion of 50% sustainable investments, we do not commit to a minimum share of sustainable investments with an environmental objective because the Sub-fund's investment strategy does not have a specific environmental investment objective. Therefore, the minimum share of sustainable investments with an environmental objective is 0%.



What is the minimum share of socially sustainable investments?

The Sub-fund intends to make sustainable investments, measured as positive scores via Robeco's SDG Framework. Among those could be investments with social objectives. The social objectives of the Sub-fund are attained by investing in companies that score positively on SDG 1 (No poverty), SDG 2 (Zero hunger), SDG 3 (Good health and well-being), SDG 4 (Quality education), SDG 5 (Gender equality), SDG 6 (Clear water and sanitation), SDG 7 (Affordable and clean energy), SDG 8 (Decent work and economic growth), SDG 9 (Industry, innovation and infrastructure), SDG 10 (Reduced inequalities), SDG 11 (Sustainable cities and communities), SDG 16 (Peace, justice and strong institutions) and SDG 17 (Partnerships for the goals), in Robeco's SDG Framework. While the sum of socially sustainable investments and sustainable investments with an environmental objective always adds up to the Sub-fund's minimum proportion of sustainable investments, we do not commit to a minimum share of socially sustainable investments because the Sub-fund's investment strategy does not have a specific

socially sustainable investment objective. Therefore, the minimum share of socially sustainable investments is 0%.



What investments are included under "#2 Other", what is their purpose and are there any minimum environmental or social safeguards?

The type of instruments included under "#2 Other" and their purpose are outlined in Annex I of this Prospectus under the header 'Financial instruments and investment restrictions'. They include cash, cash equivalents, as well as investment funds and eligible asset classes (other than bonds and equities) that do not specifically promote E/S characteristics. As indicated above, the Sub-fund does not make use of derivatives to attain the environmental or social characteristics promoted. The Sub-fund may make use of derivatives, which thus always fall under the category "#2 Other", for hedging, liquidity management and efficient portfolio management as well as investment purposes. Exchange traded and over-the-counter derivatives are permitted, including but not limited to futures, swaps, options and currency forwards. In case the Sub-fund uses derivatives, the underlying shall comply with the investment policy. Where relevant, minimum environmental or social safeguards are taken into account, by, for example, applying Robeco's Exclusion Policy for any single security derivative.



Is a specific index designated as a reference benchmark to determine whether this financial product is aligned with the environmental and/or social characteristics that it promotes?

Not applicable.

Reference benchmarks are indexes to measure whether the financial product attains the environmental or social characteristics that they promote.



Where can I find more product specific information online?

More product-specific information can be found on the website:

<https://www.robeco.com/en-int/products/funds/>

- Robeco's PAI Statement can be accessed via the following link:
<https://www.robeco.com/files/docm/docu-principal-adverse-impact-statement-summary-entity-level.pdf>
- Robeco's Good Governance test can be accessed via the following link:
<https://www.robeco.com/files/docm/docu-robeco-good-governance-policy.pdf>
- Robeco's SDG framework
<https://www.robeco.com/docm/docu-robeco-explanation-sdg-framework.pdf>
- Robeco's sustainability risk policy
<https://www.robeco.com/files/docm/docu-robeco-sustainability-risk-policy.pdf>

e) Robeco BP US Premium Equities

Pre-contractual disclosure for the financial products referred to in Article 8, paragraphs 1, 2 and 2a, of Regulation (EU) 2019/2088 and Article 6, first paragraph, of Regulation (EU) 2020/852

Product name: Robeco BP US Premium Equities

Legal entity identifier: 213800NHT998V29TM914

Environmental and/or social characteristics

Does this financial product have a sustainable investment objective?

Yes

No

It will make a minimum of **sustainable investments with an environmental objective: ___%**

- in economic activities that qualify as environmentally sustainable under the EU Taxonomy
- in economic activities that do not qualify as environmentally sustainable under the EU Taxonomy

It will make a minimum of **sustainable investments with a social objective: ___%**

It **promotes Environmental/Social (E/S) characteristics** and while it does not have as its objective a sustainable investment, it will have a minimum proportion of 40% of sustainable investments

- with an environmental objective in economic activities that qualify as environmentally sustainable under the EU Taxonomy
- with an environmental objective in economic activities that do not qualify as environmentally sustainable under the EU Taxonomy
- with a social objective

It promotes E/S characteristics, but **will not make any sustainable investments**

Sustainable investment means an investment in an economic activity that contributes to an environmental or social objective, provided that the investment does not significantly harm any environmental or social objective and that the investee companies follow good governance practices.

The **EU Taxonomy** is a classification system laid down in Regulation (EU) 2020/852, establishing a list of **environmentally sustainable economic activities**. That Regulation does not include a list of socially sustainable economic activities. Sustainable investments with an environmental objective might be aligned with the Taxonomy or not.



What environmental and/or social characteristics are promoted by this financial product?

The Sub-fund has the following E/S characteristics:

1. The Sub-fund promotes certain minimum environmental and social safeguards through applying exclusion criteria with regards to products and business practices that Robeco believes are detrimental to society and incompatible with sustainable investment strategies, such as exposure to controversial behaviour, controversial weapons, and fossil fuels.
2. The Sub-fund promotes adherence to and conducting business activities in accordance with the United Nations Universal Declaration of Human Rights, the International Labor Organization's (ILO) labor standards, the United Nations Guiding Principles for Business and Human Rights (UNGPs), the United Nations Global Compact (UNGC) and the OECD Guidelines for Multinational Enterprises, by scrutinizing companies that violate these principles.
3. The Sub-fund promotes good governance and sustainable corporate practices through proxy voting, which contributes to long-term shareholder value creation. This includes taking an active stance on social and environmental topics through Robeco's proxy voting policy.
4. The Sub-fund limits investing in companies with an elevated sustainability risk based on ESG risk scores whereas all such investments require separate approval of a dedicated committee that oversees that all investments are substantiated and eligible based on a fundamental review on the sustainability risk.
5. The Sub-fund promotes having a lower carbon footprint than the general market index referred to in Appendix VI – Benchmarks (the "General Market Index").

There is no reference benchmark designated for the purpose of attaining the environmental or social characteristics promoted by the Sub-fund.

What sustainability indicators are used to measure the attainment of each of the environmental or social characteristics promoted by this financial product?

The Sub-fund has the following sustainability indicators:

1. The % of investments in securities that are on Robeco's Exclusion list as result of the application of Robeco's Exclusion Policy.
2. The number of companies that are in violation of the ILO standards, UNGPs, UNGC or OECD Guidelines for Multinational Enterprises and hence are a part of the Enhanced Engagement program.
3. The number of holdings and agenda items voted.
4. The % of holdings with an elevated sustainability risk profile.
5. The weighted carbon footprint score of the Sub-fund compared to the General Market Index.

What are the objectives of the sustainable investments that the financial product partially intends to make and how does the sustainable investment contribute to such objectives?

The sustainable investments aim to contribute to the UN Sustainable Development Goals ("SDGs"), that have both social and environmental objectives. These are 17 goals that are globally recognised and include environmental goals such as climate action, clean water, life on land and water and social goals such as zero hunger, gender equality, education, etc. Robeco has developed a proprietary framework based on the UN SDGs through which an issuer's contribution to such SDGs is determined through a 3-step process. This process starts with a sector baseline on which a company's products are analysed to examine contribution to the society and environment. Further, the operational processes involved in creating such products is checked along with any controversies/litigation claims and remediation actions taken which are perused before a final SDG score is determined. The final score ranges between high

Sustainability indicators measure how the environmental or social characteristics promoted by the financial product are attained.

negative (-3) to high positive (+3) and only those issuers which achieve positive SDG scores (+1,+2 and +3) are regarded as Sustainable Investments.

● ***How do the sustainable investments that the financial product partially intends to make, not cause significant harm to any environmental or social sustainable investment objective?***

The sustainable investments do no significant harm to any environmental or social sustainable investment objective by considering a principal adverse impact and aligning with the OECD Guidelines for Multinational Enterprises and the UN Guiding Principles on Business and Human Rights. In addition, sustainable investments score positively on Robeco's SDG Framework, and therefore do not cause significant harm.

How have the indicators for adverse impacts on sustainability factors been taken into account?

Mandatory principal adverse impact indicators are considered through Robeco's SDG Framework, either directly or indirectly, when identifying sustainable investments for the Sub-fund. In addition, voluntary environmental and social indicators are taken into account, depending on their relevance for measuring impacts on the SDGs and the availability of data. A detailed description of the incorporation of principal adverse impacts is available via Robeco's Principal Adverse Impact Statement published on the Robeco website (<https://www.robeco.com/files/docm/docu-principal-adverse-impact-statement-summary-entity-level.pdf>). In this statement, Robeco sets out its approach to identifying and prioritizing principal adverse impacts, and how principal adverse impacts are considered as part of Robeco's investment due diligence process and procedures relating to research and analysis, exclusions and restrictions and/or voting and engagement. This description also explains how principal adverse impact indicators are considered by the SDG Framework.

How are the sustainable investments aligned with the OECD Guidelines for Multinational Enterprises and the UN Guiding Principles on Business and Human Rights? Details:

The sustainable investments are aligned with the OECD Guidelines for Multinational Enterprises and the UN Guiding Principles on Business and Human Rights via both Robeco's Exclusion Policy and Robeco's SDG Framework.

Robeco's Exclusion Policy includes an explanation of how Robeco acts in accordance with the International Labor Organization (ILO) standards, United Nations Guiding Principles (UNGPs), United Nations Global Compact (UNGC) Principles and the Organization for Economic Co-operation and Development (OECD) Guidelines for Multinational Enterprises and is guided by these international treaties to assess the behavior of companies. Robeco continuously screens its investments for breaches of these principles. In case of a breach, the company will be excluded or engaged with, and is not considered a sustainable investment.

Robeco's SDG Framework screens for breaches on these principles in the final step of the framework. In this step, Robeco checks whether the company concerned has been involved in any controversies. Involvement in any controversy will result in a negative SDG score for the company, meaning it is not a sustainable investment.

The EU Taxonomy sets out a "do not significant harm" principle by which Taxonomy-aligned investments should not significantly harm EU Taxonomy objectives and is accompanied by specific EU criteria.

The "do no significant harm" principle applies only to those investments underlying the financial product that take into account the EU criteria for environmentally sustainable economic activities. The investments underlying the remaining portion of this financial product do not take into account the EU criteria for environmentally sustainable economic activities.

Any other sustainable investments must also not significantly harm any environmental or social objectives.



Does this financial product consider principal adverse impacts on sustainability factors?

Yes, _____

The Sub-fund considers principal adverse impacts on sustainability factors as referred to in Annex I of the SFDR Delegated Act.

Pre-investment, the following principal adverse impacts on sustainability factors are considered:

- Via the applied normative and activity-based exclusions, the following PAIs are considered:
 - Exposure to companies active in the fossil fuel sector (PAI 4, Table 1)
 - Violations of the UN Global Compact Principles and Organisation for Economic Cooperation and Development (OECD) Guidelines for Multinational Enterprises (PAI 10, Table 1)
 - Activities negatively affecting biodiversity-sensitive areas (PAI 7, Table 1). The consideration of this PAI is currently restricted to applying exclusions to palm oil producing companies and for any breaches to the UNGC, UNGP and OECD Guidelines for Multinational Enterprises in relation to biodiversity.
 - Exposure to controversial weapons (anti-personnel mines, cluster munitions, chemical weapons (PAI 14, Table 1)

Post-investment, the following principal adverse impacts on sustainability factors are taken into account:

- Via the application of the voting policy, the following PAIs are considered:
 - All indicators related to GHG emissions (PAI 1-6, Table 1)
 - Indicators related to social and employee matters (PAI 10-13, Table 1; PAI 5-8, Table 3)
- Via Robeco's entity engagement program, the following PAIs are considered:
 - All indicators related to Climate and other environment-related indicators (PAI 1-9, Table 1)
 - Violations of the UN Global Compact Principles and Organisation for Economic Cooperation and Development (OECD) Guidelines for Multinational Enterprises (PAI 10, Table 1). On an ongoing basis, the investment universe is scanned for controversial behavior in relation to the aforementioned principles and guidelines.

Principal adverse impacts are the most significant negative impacts of investment decisions on sustainability factors relating to environmental, social and employee matters, respect for human rights, anti-corruption and anti-bribery matters.

- In addition, based on a yearly review of Robeco's performance on all mandatory and selected voluntary indicators, holdings of the Sub-fund that cause adverse impact might be selected for engagement.

More information is available via Robeco's Principal Adverse Impact Statement, published on Robeco's website. The Sub-fund will periodically report how it has considered the principal adverse impacts of its investments in the Company's annual report, which will be made available each year on or before 30 April at the Sub-fund page highlighted in final section of this document.

No



What investment strategy does this financial product follow?

Robeco BP US Premium Equities is an actively managed fund that invests in stocks in the United States. The selection of these stocks is based on fundamental analysis as described in the Investment policy strategy paragraph in Appendix I of this Prospectus. The strategy integrates sustainability indicators on a continuous basis as part of the stock selection process. Amongst others, the Sub-fund applies norms-based and activity-based exclusions, Robeco's good governance policy, Robeco's SDG framework and considers Principal Adverse Impacts in the investment process. More product-specific information can be found on our website and the links provided in the final question of this disclosure.

The investment strategy guides investment decisions based on factors such as investment objectives and risk tolerance.

What are the binding elements of the investment strategy used to select the investments to attain each of the environmental or social characteristics promoted by this financial product?

The Sub-fund has the following binding elements:

1. The Sub-fund's portfolio complies with Robeco's Exclusion Policy (<https://www.robeco.com/files/docm/docu-exclusion-policy.pdf>), that is based on exclusion criteria with regards to products and business practices that Robeco believes are detrimental to society and incompatible with sustainable investment strategies. This means that the Sub-fund has 0% exposure to excluded securities, taking into account a grace period. Information with regards to the effects of the exclusions on the Sub-fund's universe can be found at <https://www.robeco.com/files/docm/docu-exclusion-list.pdf>
2. The Sub-fund scrutinizes investment in companies that are in breach of the ILO standards, UNGPs, UNGC or OECD Guidelines for Multinational Enterprises. If a company in the portfolio breaches one of the international guidelines during the investment period, the company will become part of the Enhanced Engagement program.
3. All equity holdings have a granted right to vote and Robeco exerts that right by voting according to Robeco's Proxy Voting Policy, unless impediments occur (e.g. share blocking or when not considered cost efficient). Robeco's Proxy Voting Policy can be found at <https://www.robeco.com/files/docm/docu-robeco-stewardship-policy.pdf>.
4. Investments with an elevated sustainability risk are defined by Robeco as companies with an ESG Risk Rating of 40 and higher (the ESG Risk Rating is explained in the sustainability risk policy which can be accessed via <https://www.robeco.com/files/docm/docu-robeco-sustainability-risk-policy.pdf>). The Sub-fund is limited to a maximum exposure of 3% to investments with an elevated sustainability risk, based on the market weight in the portfolio taking into account regional differences and benchmark. Each investment with an ESG Risk rating of higher than 40 requires separate approval by a dedicated committee of sustainable investment specialists, compliance and risk management that oversees the bottom-up sustainability analysis.
5. The Sub-fund's weighted carbon footprint score is better than that of the General Market Index.

● **What is the committed minimum rate to reduce the scope of the investments considered prior to the application of that investment strategy?**

The Sub-fund does not commit to a minimum rate to reduce the scope of investments prior to the application of the investment strategy.

● **What is the policy to assess good governance practices of the investee companies?**

Robeco has a Good Governance policy to assess governance practices of companies. The policy describes how Robeco determines if and when a company does not follow good governance practices and is therefore excluded from the initial investment universe for Article 8 and 9 products. Robeco's Good Governance policy applies to the Sub-fund and tests on a set of governance criteria that reflect widely recognized industry established norms and include topics as employee relations, management structure, tax compliance and remuneration.

The Good Governance test consists of criteria on such topics that are examined for investee companies and further explained in Robeco's Good Governance policy <https://www.robeco.com/files/docm/docu-robeco-good-governance-policy.pdf>. Additionally, the companies that do not pass the good governance test are reflected in the exclusion list that can be accessed here - <https://www.robeco.com/files/docm/docu-exclusion-list.pdf>.

Good governance practices include sound management structures, employee relations, remuneration of staff and tax compliance.



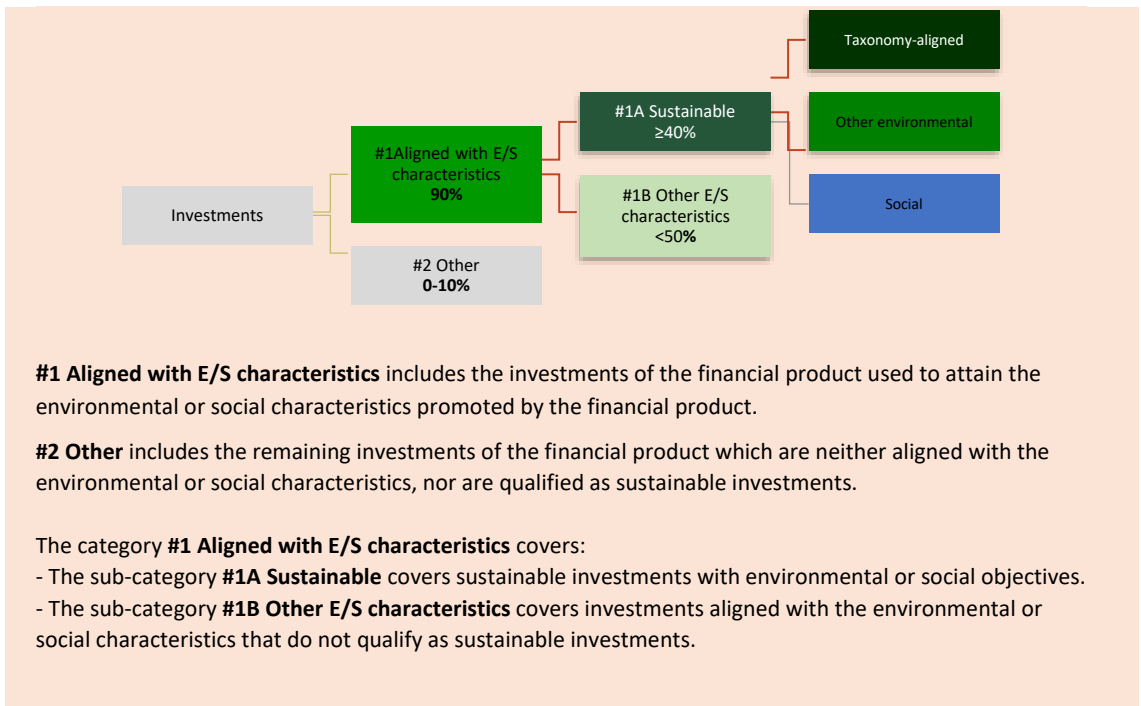
What is the asset allocation planned for this financial product?

At least 90% of the investments are aligned with the E/S characteristics of the Sub-fund. The Sub-fund plans to make a minimum of 40% sustainable investments, measured by positive scores via Robeco's SDG Framework. The investments in the category Other, estimated between 0-10%, are mostly in cash, cash equivalents and derivatives as further described below. The planned asset allocation is monitored continuously, and evaluated on a yearly basis.

Asset allocation describes the share of investments in specific assets.

Taxonomy-aligned activities are expressed as a share of:

- **turnover** reflecting the share of revenue from green activities of investee companies
- **capital expenditure** (CapEx) showing the green investments made by investee companies, e.g. for a transition to a green economy.
- **operational expenditure** (OpEx) reflecting green operational



activities of investee companies.

● **How does the use of derivatives attain the environmental or social characteristics promoted by the financial product?**

The Sub-fund does not make use of derivatives to attain the environmental or social characteristics promoted by the financial product. The Sub-fund may make use of derivatives for hedging, liquidity management and efficient portfolio management as well as investment purposes. Exchange traded and over-the-counter derivatives are permitted, including but not limited to futures, swaps, options and currency forwards. Whilst the Sub-fund may use derivatives both for investment purposes as well as for hedging and efficient portfolio management, it does not utilize derivatives for such purposes outside the intended share of investments allocated to the 'Other' category.

In case the Sub-fund uses derivatives, the underlying shall comply with the investment policy. Where relevant, minimum environmental or social safeguards are taken into account as described below.



● **To what minimum extent are sustainable investments with an environmental objective aligned with the EU Taxonomy?**

0%. The Sub-fund does not intend to make Taxonomy-aligned investments. It cannot be excluded that among the Sub-fund's holdings certain investments are Taxonomy aligned. The Sub-fund will report on Taxonomy-aligned investment in the periodic disclosures. In the future, once data-availability in relation to the EU Taxonomy will improve, Robeco might consider setting a target based on turnover or CAPEX. Robeco currently relies on third-party data, including data in relation to companies that do not disclose on the EU Taxonomy alignment of their activities. EU Taxonomy-alignment data is not yet subject to a review by third parties. The Sub-fund only makes investments in equity and therefore it does not have sovereign exposures. The expected level of alignment with and without sovereign bonds is the same.

To comply with the EU Taxonomy, the criteria for **fossil gas** include limitations on emissions and switching to renewable power or low-carbon fuels by the end of 2035. For **nuclear energy**,

● **Does the financial product invest in fossil gas and/or nuclear energy related activities that comply with the EU Taxonomy?⁴¹**

- Yes
 - In fossil gas
 - In nuclear energy
- No

⁴¹ Fossil gas and/or nuclear related activities will only comply with the EU Taxonomy where they contribute to limiting climate change ("climate change mitigation") and do not significantly harm any EU Taxonomy objective - see explanatory note in the left hand margin. The full criteria for fossil gas and nuclear energy economic activities that comply with the EU Taxonomy are laid down in Commission Delegated Regulation (EU) 2022/1214.

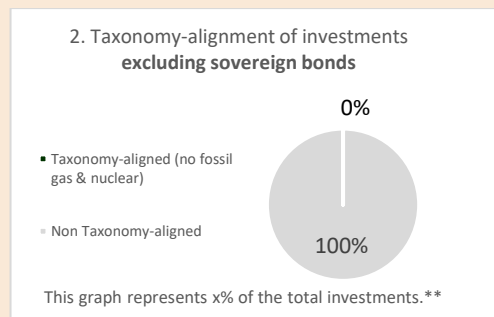
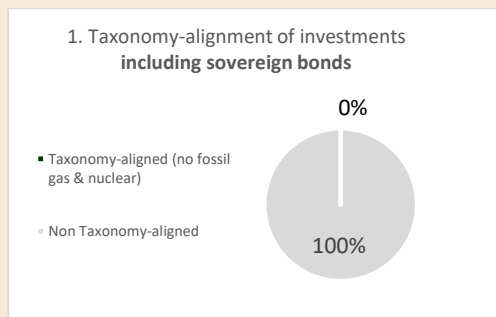
the criteria include comprehensive safety and waste management rules.

Enabling activities directly enable other activities to make a substantial contribution to an environmental objective.

Transitional activities are activities for which low-carbon alternatives are not yet available and among others have greenhouse gas emission levels corresponding to the best performance.

 are sustainable investments with an environmental objective that **do not take into account the criteria** for environmentally sustainable economic activities under the EU Taxonomy.

The two graphs below show in green the minimum percentage of investments that are aligned with the EU Taxonomy. As there is no appropriate methodology to determine the Taxonomy-alignment of sovereign bonds*, the first graph shows the Taxonomy alignment in relation to all the investments of the financial product including sovereign bonds, while the second graph shows the Taxonomy alignment only in relation to the investments of the financial product other than sovereign bonds.



* For the purpose of these graphs, 'sovereign bonds' consist of all sovereign exposures

** As the investments are not Taxonomy-aligned, the exclusion of sovereign bonds has no impact on the graph and therefore no such percentage is shown here.

 **What is the minimum share of investments in transitional and enabling activities?**

0%



What is the minimum share of sustainable investments with an environmental objective that are not aligned with the EU Taxonomy?

The Sub-fund intends to make sustainable investments, measured as positive scores via Robeco's SDG Framework. Among those could be investments with environmental objectives that do not qualify as Taxonomy-aligned. The environmental objectives of the Sub-fund are attained by investing in companies that score positively on SDG 12 (Responsible consumption and production), SDG 13 (Climate action), SDG 14 (Life below water), and SDG 15 (Life on land) in Robeco's SDG Framework. While the sum of sustainable investments with an environmental objective and socially sustainable investments always adds up to the Sub-fund's minimum proportion of 40% sustainable investments, we do not commit to a minimum share of sustainable investments with an environmental objective because the Sub-fund's investment strategy does not have a specific environmental investment objective. Therefore, the minimum share of sustainable investments with an environmental objective is 0%.



What is the minimum share of socially sustainable investments?

The Sub-fund intends to make sustainable investments, measured as positive scores via Robeco's SDG Framework. Among those could be investments with social objectives. The social objectives of the Sub-fund are attained by investing in companies that score positively on SDG 1 (No poverty), SDG 2 (Zero hunger), SDG 3 (Good health and well-being), SDG 4 (Quality education), SDG 5 (Gender equality), SDG 6 (Clear water and sanitation), SDG 7 (Affordable and clean energy), SDG 8 (Decent work and economic growth), SDG 9 (Industry, innovation and infrastructure), SDG 10 (Reduced inequalities), SDG 11 (Sustainable cities and communities), SDG 16 (Peace, justice and strong institutions) and SDG 17 (Partnerships for the goals), in Robeco's SDG Framework. While the sum of socially sustainable investments and sustainable investments with an environmental objective always adds up to the Sub-fund's minimum proportion of sustainable investments, we do not commit to a minimum share of socially sustainable investments because the Sub-fund's investment strategy does not have a specific socially sustainable investment objective. Therefore, the minimum share of socially sustainable investments is 0%.



What investments are included under "#2 Other", what is their purpose and are there any minimum environmental or social safeguards?

The type of instruments included under "#2 Other" and their purpose are outlined in Annex I of this Prospectus under the header 'Financial instruments and investment restrictions'. They include cash, cash equivalents, as well as investment funds and eligible asset classes (other than bonds and equities) that do not specifically promote E/S characteristics. As indicated above, the Sub-fund does not make use of derivatives to attain the environmental or social characteristics promoted. The Sub-fund may make use of derivatives, which thus always fall under the category "#2 Other", for hedging, liquidity management and efficient portfolio management as well as investment purposes. Exchange traded and over-the-counter derivatives are permitted, including but not limited to futures, swaps, options and currency forwards. In case the Sub-fund uses derivatives, the underlying shall comply with the investment policy. Where relevant, minimum environmental or social safeguards are taken into account, by, for example, applying Robeco's Exclusion Policy for any single security derivative.



Is a specific index designated as a reference benchmark to determine whether this financial product is aligned with the environmental and/or social characteristics that it promotes?

Not applicable.

Reference benchmarks are indexes to measure whether the financial product attains the environmental or social characteristics that they promote.



Where can I find more product specific information online?

More product-specific information can be found on the website:

<https://www.robeco.com/en-int/products/funds/>

- Robeco's PAI Statement can be accessed via the following link:
<https://www.robeco.com/files/docm/docu-principal-adverse-impact-statement-summary-entity-level.pdf>
- Robeco's Good Governance test can be accessed via the following link:
<https://www.robeco.com/files/docm/docu-robeco-good-governance-policy.pdf>
- Robeco's SDG framework
<https://www.robeco.com/docm/docu-robeco-explanation-sdg-framework.pdf>
- Robeco's sustainability risk policy
<https://www.robeco.com/files/docm/docu-robeco-sustainability-risk-policy.pdf>

f) Robeco Chinese Equities

Pre-contractual disclosure for the financial products referred to in Article 8, paragraphs 1, 2 and 2a, of Regulation (EU) 2019/2088 and Article 6, first paragraph, of Regulation (EU) 2020/852

Product name: Robeco Chinese Equities

Legal entity identifier: 213800TJUGS6VH4REL60

Environmental and/or social characteristics

Does this financial product have a sustainable investment objective?

Yes

No

It will make a minimum of **sustainable investments with an environmental objective:** ___%

- in economic activities that qualify as environmentally sustainable under the EU Taxonomy
- in economic activities that do not qualify as environmentally sustainable under the EU Taxonomy

It will make a minimum of **sustainable investments with a social objective:** ___%

It promotes **Environmental/Social (E/S) characteristics** and while it does not have as its objective a sustainable investment, it will have a minimum proportion of 35% of sustainable investments

- with an environmental objective in economic activities that qualify as environmentally sustainable under the EU Taxonomy
- with an environmental objective in economic activities that do not qualify as environmentally sustainable under the EU Taxonomy
- with a social objective

It promotes E/S characteristics, but **will not make any sustainable investments**

Sustainable investment means an investment in an economic activity that contributes to an environmental or social objective, provided that the investment does not significantly harm any environmental or social objective and that the investee companies follow good governance practices.

The **EU Taxonomy** is a classification system laid down in Regulation (EU) 2020/852, establishing a list of **environmentally sustainable economic activities**. That Regulation does not include a list of socially sustainable economic activities. Sustainable investments with an environmental objective might be aligned with the Taxonomy or not.



What environmental and/or social characteristics are promoted by this financial product?

The Sub-fund has the following E/S characteristics:

1. The Sub-fund promotes certain minimum environmental and social safeguards through applying exclusion criteria with regards to products and business practices that Robeco believes are detrimental to society and incompatible with sustainable investment strategies, such as exposure to controversial behaviour, controversial weapons, and fossil fuels.
2. The Sub-fund promotes adherence to and conducting business activities in accordance with the United Nations Universal Declaration of Human Rights, the International Labor Organization's (ILO) labor standards, the United Nations Guiding Principles for Business and Human Rights (UNGPs), the United Nations Global Compact (UNGC) and the OECD Guidelines for Multinational Enterprises, by scrutinizing companies that violate these principles.
3. The Sub-fund promotes good governance and sustainable corporate practices through proxy voting, which contributes to long-term shareholder value creation. This includes taking an active stance on social and environmental topics through Robeco's proxy voting policy.
4. The Sub-fund limits investing in companies with an elevated sustainability risk based on ESG risk scores whereas all such investments require separate approval of a dedicated committee that oversees that all investments are substantiated and eligible based on a fundamental review on the sustainability risk.

There is no reference benchmark designated for the purpose of attaining the environmental or social characteristics promoted by the Sub-fund.

● **What sustainability indicators are used to measure the attainment of each of the environmental or social characteristics promoted by this financial product?**

The Sub-fund has the following sustainability indicators:

1. The % of investments in securities that are on Robeco's Exclusion list as result of the application of Robeco's Exclusion Policy.
2. The number of companies that are in violation of the ILO standards, UNGPs, UNGC or OECD Guidelines for Multinational Enterprises and hence are a part of the Enhanced Engagement program.
3. The number of holdings and agenda items voted.
4. The % of holdings with an elevated sustainability risk profile.

● **What are the objectives of the sustainable investments that the financial product partially intends to make and how does the sustainable investment contribute to such objectives?**

The sustainable investments aim to contribute to the UN Sustainable Development Goals ("SDGs"), that have both social and environmental objectives. These are 17 goals that are globally recognised and include environmental goals such as climate action, clean water, life on land and water and social goals such as zero hunger, gender equality, education, etc. Robeco has developed a proprietary framework based on the UN SDGs through which an issuer's contribution to such SDGs is determined through a 3-step process. This process starts with a sector baseline on which a company's products are analysed to examine contribution to the society and environment. Further, the operational processes involved in creating such products is checked along with any controversies/litigation claims and remediation actions taken which are perused before a final SDG score is determined. The final score ranges between high negative (-3) to high positive (+3) and only those issuers which achieve positive SDG scores (+1, +2 and +3) are regarded as Sustainable Investments.

Sustainability indicators measure how the environmental or social characteristics promoted by the financial product are attained.

● ***How do the sustainable investments that the financial product partially intends to make, not cause significant harm to any environmental or social sustainable investment objective?***

The sustainable investments do no significant harm to any environmental or social sustainable investment objective by considering a principal adverse impact and aligning with the OECD Guidelines for Multinational Enterprises and the UN Guiding Principles on Business and Human Rights. In addition, sustainable investments score positively on Robeco's SDG Framework, and therefore do not cause significant harm.

How have the indicators for adverse impacts on sustainability factors been taken into account?

Mandatory principal adverse impact indicators are considered through Robeco's SDG Framework, either directly or indirectly, when identifying sustainable investments for the Sub-fund. In addition, voluntary environmental and social indicators are taken into account, depending on their relevance for measuring impacts on the SDGs and the availability of data. A detailed description of the incorporation of principal adverse impacts is available via Robeco's Principal Adverse Impact Statement published on the Robeco website (<https://www.robeco.com/files/docm/docu-principal-adverse-impact-statement-summary-entity-level.pdf>). In this statement, Robeco sets out its approach to identifying and prioritizing principal adverse impacts, and how principal adverse impacts are considered as part of Robeco's investment due diligence process and procedures relating to research and analysis, exclusions and restrictions and/or voting and engagement. This description also explains how principal adverse impact indicators are considered by the SDG Framework.

How are the sustainable investments aligned with the OECD Guidelines for Multinational Enterprises and the UN Guiding Principles on Business and Human Rights? Details:

The sustainable investments are aligned with the OECD Guidelines for Multinational Enterprises and the UN Guiding Principles on Business and Human Rights via both Robeco's Exclusion Policy and Robeco's SDG Framework.

Robeco's Exclusion Policy includes an explanation of how Robeco acts in accordance with the International Labor Organization (ILO) standards, United Nations Guiding Principles (UNGPs), United Nations Global Compact (UNGC) Principles and the Organization for Economic Co-operation and Development (OECD) Guidelines for Multinational Enterprises and is guided by these international treaties to assess the behavior of companies. Robeco continuously screens its investments for breaches of these principles. In case of a breach, the company will be excluded or engaged with, and is not considered a sustainable investment.

Robeco's SDG Framework screens for breaches on these principles in the final step of the framework. In this step, Robeco checks whether the company concerned has been involved in any controversies. Involvement in any controversy will result in a negative SDG score for the company, meaning it is not a sustainable investment.

The EU Taxonomy sets out a "do not significant harm" principle by which Taxonomy-aligned investments should not significantly harm EU Taxonomy objectives and is accompanied by specific EU criteria.

The "do no significant harm" principle applies only to those investments underlying the financial product that take into account the EU criteria for environmentally sustainable economic activities. The investments underlying the remaining portion of this financial product do not take into account the EU criteria for environmentally sustainable economic activities.

Any other sustainable investments must also not significantly harm any environmental or social objectives.



Does this financial product consider principal adverse impacts on sustainability factors?

Yes, _____

The Sub-fund considers principal adverse impacts on sustainability factors as referred to in Annex I of the SFDR Delegated Act.

Pre-investment, the following principal adverse impacts on sustainability factors are considered:

- Via the applied normative and activity-based exclusions, the following PAIs are considered:
 - Exposure to companies active in the fossil fuel sector (PAI 4, Table 1)
 - Violations of the UN Global Compact Principles and Organisation for Economic Cooperation and Development (OECD) Guidelines for Multinational Enterprises (PAI 10, Table 1)
 - Activities negatively affecting biodiversity-sensitive areas (PAI 7, Table 1). The consideration of this PAI is currently restricted to applying exclusions to palm oil producing companies and for any breaches to the UNGC, UNGP and OECD Guidelines for Multinational Enterprises in relation to biodiversity.
 - Exposure to controversial weapons (anti-personnel mines, cluster munitions, chemical weapons (PAI 14, Table 1)
- Via the ESG integration process, as part of the investment due diligence policies and procedures, the following PAIs are considered:
 - All indicators related to GHG emissions, as part of the required Climate Risk analysis (PAI 1-6, Table 1, PAI 4, Table 2)
 - Biodiversity, water and waste indicators (PAI 7-9, Table 1)
 - Board gender diversity (PAI 13, Table 1)

Post-investment, the following principal adverse impacts on sustainability factors are taken into account:

- Via the application of the voting policy, the following PAIs are considered:
 - All indicators related to GHG emissions (PAI 1-6, Table 1)
 - Indicators related to social and employee matters (PAI 10-13, Table 1; PAI 5-8, Table 3)

Principal adverse impacts are the most significant negative impacts of investment decisions on sustainability factors relating to environmental, social and employee matters, respect for human rights, anti-corruption and anti-bribery matters.

- o Via Robeco's entity engagement program, the following PAIs are considered:
 - All indicators related to Climate and other environment-related indicators (PAI 1-9, Table 1)
 - Violations of the UN Global Compact Principles and Organisation for Economic Cooperation and Development (OECD) Guidelines for Multinational Enterprises (PAI 10, Table 1). On an ongoing basis, the investment universe is scanned for controversial behavior in relation to the aforementioned principles and guidelines.
 - In addition, based on a yearly review of Robeco's performance on all mandatory and selected voluntary indicators, holdings of the Sub-fund that cause adverse impact might be selected for engagement.

More information is available via Robeco's Principal Adverse Impact Statement, published on Robeco's website. The Sub-fund will periodically report how it has considered the principal adverse impacts of its investments in the Company's annual report, which will be made available each year on or before 30 April at the Sub-fund page highlighted in final section of this document.

No



What investment strategy does this financial product follow?

Robeco Chinese Equities is an actively managed fund that invests in listed stocks of leading Chinese companies. The selection of these stocks is based on fundamental analysis as described in the Investment policy strategy paragraph in Appendix I of this Prospectus. The strategy integrates sustainability indicators on a continuous basis as part of the stock selection process. Amongst others, the Sub-fund applies norms-based and activity-based exclusions, Robeco's good governance policy, Robeco's SDG framework and considers Principal Adverse Impacts in the investment process. More product-specific information can be found on our website and the links provided in the final question of this disclosure.

The investment strategy guides investment decisions based on factors such as investment objectives and risk tolerance.

What are the binding elements of the investment strategy used to select the investments to attain each of the environmental or social characteristics promoted by this financial product?

The Sub-fund has the following binding elements:

1. The Sub-fund's portfolio complies with Robeco's Exclusion Policy (<https://www.robeco.com/files/docm/docu-exclusion-policy.pdf>), that is based on exclusion criteria with regards to products and business practices that Robeco believes are detrimental to society and incompatible with sustainable investment strategies. This means that the Sub-fund has 0% exposure to excluded securities, taking into account a grace period. Information with regards to the effects of the exclusions on the Sub-fund's universe can be found at <https://www.robeco.com/files/docm/docu-exclusion-list.pdf>.
2. The Sub-fund scrutinizes investment in companies that are in breach of the ILO standards, UNGPs, UNGC or OECD Guidelines for Multinational Enterprises. If a company in the portfolio breaches one of the international guidelines during the investment period, the company will become part of the Enhanced Engagement program.
3. All equity holdings have a granted right to vote and Robeco exerts that right by voting according to Robeco's Proxy Voting Policy, unless impediments occur (e.g. share blocking or when not considered cost efficient). Robeco's Proxy Voting Policy can be found at <https://www.robeco.com/files/docm/docu-robeco-stewardship-policy.pdf>.
4. Investments with an elevated sustainability risk are defined by Robeco as companies with an ESG Risk Rating of 40 and higher (the ESG Risk Rating is explained in the sustainability risk policy which can be accessed via <https://www.robeco.com/files/docm/docu-robeco-sustainability-risk->

[policy.pdf](#)). The Sub-fund is limited to a maximum exposure of 10% to investments with an elevated sustainability risk, based on the market weight in the portfolio taking into account regional differences and benchmark. Each investment with an ESG Risk rating of higher than 40 requires separate approval by a dedicated committee of sustainable investment specialists, compliance and risk management that oversees the bottom-up sustainability analysis.

● **What is the committed minimum rate to reduce the scope of the investments considered prior to the application of that investment strategy?**

The Sub-fund does not commit to a minimum rate to reduce the scope of investments prior to the application of the investment strategy.

● **What is the policy to assess good governance practices of the investee companies?**

Robeco has a Good Governance policy to assess governance practices of companies. The policy describes how Robeco determines if and when a company does not follow good governance practices and is therefore excluded from the initial investment universe for Article 8 and 9 products. Robeco's Good Governance policy applies to the Sub-fund and tests on a set of governance criteria that reflect widely recognized industry established norms and include topics as employee relations, management structure, tax compliance and remuneration.

The Good Governance test consists of criteria on such topics that are examined for investee companies and further explained in Robeco's Good Governance policy <https://www.robeco.com/files/docm/docu-robeco-good-governance-policy.pdf>. Additionally, the companies that do not pass the good governance test are reflected in the exclusion list that can be accessed here - <https://www.robeco.com/files/docm/docu-exclusion-list.pdf>.

Good governance practices include sound management structures, employee relations, remuneration of staff and tax compliance.



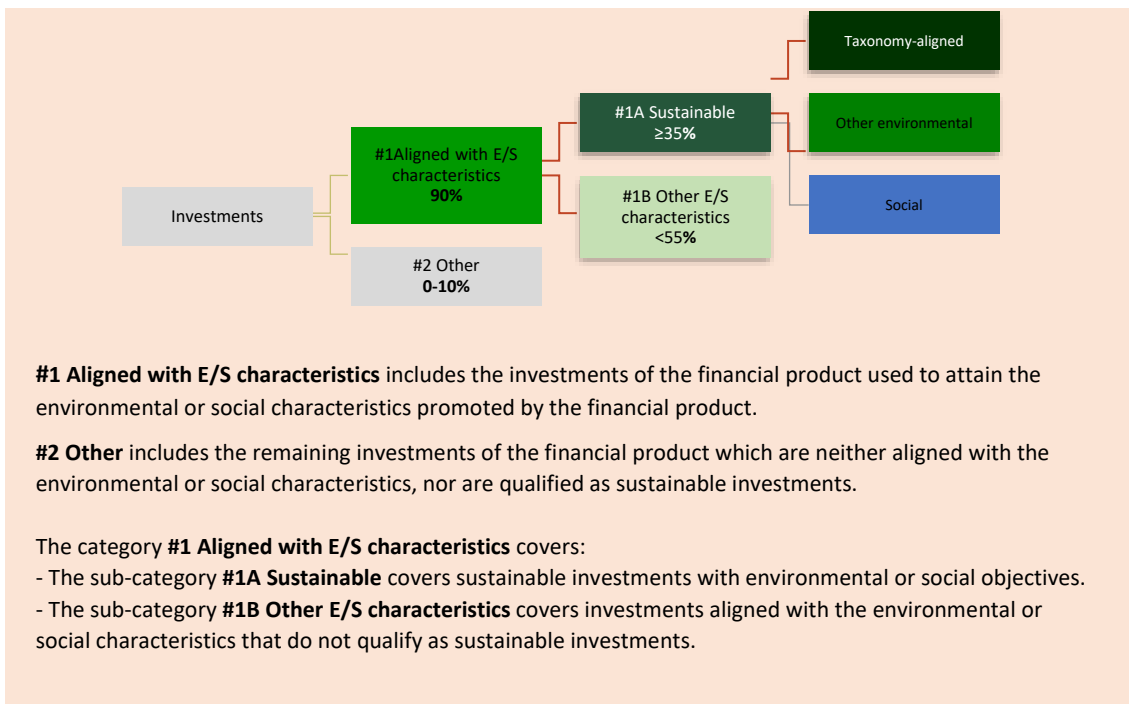
What is the asset allocation planned for this financial product?

At least 90% of the investments are aligned with the E/S characteristics of the Sub-fund. The Sub-fund plans to make a minimum of 35% sustainable investments, measured by positive scores via Robeco's SDG Framework. The investments in the category Other, estimated between 0-10%, are mostly in cash, cash equivalents and derivatives as further described below. The planned asset allocation is monitored continuously, and evaluated on a yearly basis.

Asset allocation describes the share of investments in specific assets.

Taxonomy-aligned activities are expressed as a share of:

- **turnover** reflecting the share of revenue from green activities of investee companies
- **capital expenditure** (CapEx) showing the green investments made by investee companies, e.g. for a transition to a green economy.
- **operational expenditure** (OpEx) reflecting green operational activities of investee companies.



How does the use of derivatives attain the environmental or social characteristics promoted by the financial product?

The Sub-fund does not make use of derivatives to attain the environmental or social characteristics promoted by the financial product. The Sub-fund may make use of derivatives for hedging, liquidity management and efficient portfolio management as well as investment purposes. Exchange traded and over-the-counter derivatives are permitted, including but not limited to futures, swaps, options and currency forwards. Whilst the Sub-fund may use derivatives both for investment purposes as well as for hedging and efficient portfolio management, it does not utilize derivatives for such purposes outside the intended share of investments allocated to the 'Other' category. In case the Sub-fund uses derivatives, the underlying shall comply with the investment policy. Where relevant, minimum environmental or social safeguards are taken into account as described below.



To what minimum extent are sustainable investments with an environmental objective aligned with the EU Taxonomy?

0%. The Sub-fund does not intend to make Taxonomy-aligned investments. It cannot be excluded that among the Sub-fund's holdings certain investments are Taxonomy aligned. The Sub-fund will report on Taxonomy-aligned investment in the periodic disclosures. In the future, once data-availability in relation to the EU Taxonomy will improve, Robeco might consider setting a target based on turnover or CAPEX. Robeco currently relies on third-party data, including data in relation to companies that do not disclose on the EU Taxonomy alignment of their activities. EU Taxonomy-alignment data is not yet subject to a review by third parties. The Sub-fund only makes investments in equity and therefore it does not have sovereign exposures. The expected level of alignment with and without sovereign bonds is the same

To comply with the EU Taxonomy, the criteria for **fossil gas** include limitations on emissions and switching to renewable power or low-carbon fuels by the end of 2035. For **nuclear energy**, the criteria include comprehensive safety and waste management rules.

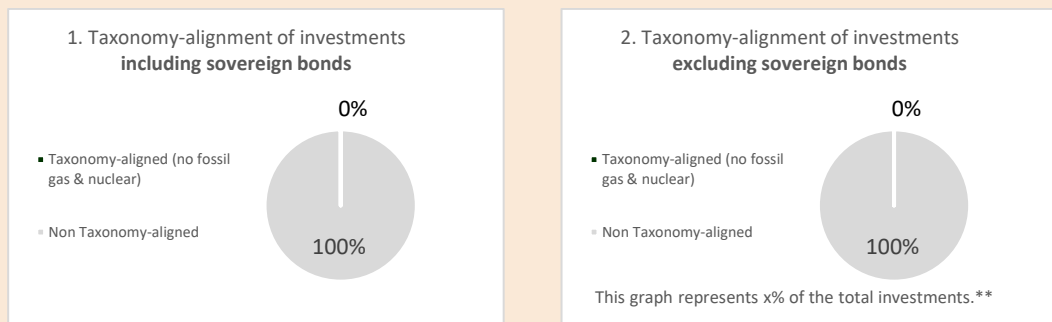
Enabling activities directly enable other activities to make a substantial contribution to an environmental objective.

Transitional activities are activities for which low-carbon alternatives are not yet available and among others have greenhouse gas emission levels corresponding to the best performance.

● **Does the financial product invest in fossil gas and/or nuclear energy related activities that comply with the EU Taxonomy?⁴²**

- Yes
 - In fossil gas
 - In nuclear energy
- No

The two graphs below show in green the minimum percentage of investments that are aligned with the EU Taxonomy. As there is no appropriate methodology to determine the Taxonomy-alignment of sovereign bonds, the first graph shows the Taxonomy alignment in relation to all the investments of the financial product including sovereign bonds, while the second graph shows the Taxonomy alignment only in relation to the investments of the financial product other than sovereign bonds.*



** For the purpose of these graphs, 'sovereign bonds' consist of all sovereign exposures
 ** As the investments are not Taxonomy-aligned, the exclusion of sovereign bonds has no impact on the graph and therefore no such percentage is shown here.*

● **What is the minimum share of investments in transitional and enabling activities?**

0%.



What is the minimum share of sustainable investments with an environmental objective that are not aligned with the EU Taxonomy?

The Sub-fund intends to make sustainable investments, measured as positive scores via Robeco's SDG Framework. Among those could be investments with environmental objectives that do not qualify as Taxonomy-aligned. The environmental objectives of the Sub-fund are attained by investing in companies that score positively on SDG 12 (Responsible consumption and production), SDG 13 (Climate action), SDG 14 (Life below water), and SDG 15 (Life on land) in Robeco's SDG Framework. While the sum of sustainable investments with an environmental objective and socially sustainable investments always adds up to the Sub-fund's minimum proportion of 35% sustainable investments, we do not commit to a minimum share of sustainable investments with an environmental objective because the Sub-fund's investment strategy does not have a specific environmental investment objective. Therefore, the minimum share of sustainable investments with an environmental objective is 0%.

⁴² Fossil gas and/or nuclear related activities will only comply with the EU Taxonomy where they contribute to limiting climate change ("climate change mitigation") and do not significantly harm any EU Taxonomy objective - see explanatory note in the left hand margin. The full criteria for fossil gas and nuclear energy economic activities that comply with the EU Taxonomy are laid down in Commission Delegated Regulation (EU) 2022/1214.

 are sustainable investments with an environmental objective that **do not take into account the criteria** for environmentally sustainable economic activities under the EU Taxonomy.



What is the minimum share of socially sustainable investments?

The Sub-fund intends to make sustainable investments, measured as positive scores via Robeco's SDG Framework. Among those could be investments with social objectives. The social objectives of the Sub-fund are attained by investing in companies that score positively on SDG 1 (No poverty), SDG 2 (Zero hunger), SDG 3 (Good health and well-being), SDG 4 (Quality education), SDG 5 (Gender equality), SDG 6 (Clear water and sanitation), SDG 7 (Affordable and clean energy), SDG 8 (Decent work and economic growth), SDG 9 (Industry, innovation and infrastructure), SDG 10 (Reduced inequalities), SDG 11 (Sustainable cities and communities), SDG 16 (Peace, justice and strong institutions) and SDG 17 (Partnerships for the goals), in Robeco's SDG Framework. While the sum of socially sustainable investments and sustainable investments with an environmental objective always adds up to the Sub-fund's minimum proportion of sustainable investments, we do not commit to a minimum share of socially sustainable investments because the Sub-fund's investment strategy does not have a specific socially sustainable investment objective. Therefore, the minimum share of socially sustainable investments is 0%.



What investments are included under "#2 Other", what is their purpose and are there any minimum environmental or social safeguards?

The type of instruments included under "#2 Other" and their purpose are outlined in Annex I of this Prospectus under the header 'Financial instruments and investment restrictions'. They include cash, cash equivalents, as well as investment funds and eligible asset classes (other than bonds and equities) that do not specifically promote E/S characteristics. As indicated above, the Sub-fund does not make use of derivatives to attain the environmental or social characteristics promoted. The Sub-fund may make use of derivatives, which thus always fall under the category "#2 Other", for hedging, liquidity management and efficient portfolio management as well as investment purposes. Exchange traded and over-the-counter derivatives are permitted, including but not limited to futures, swaps, options and currency forwards. In case the Sub-fund uses derivatives, the underlying shall comply with the investment policy. Where relevant, minimum environmental or social safeguards are taken into account, by, for example, applying Robeco's Exclusion Policy for any single security derivative.



Is a specific index designated as a reference benchmark to determine whether this financial product is aligned with the environmental and/or social characteristics that it promotes?

Not applicable.

Reference benchmarks are indexes to measure whether the financial product attains the environmental or social characteristics that they promote.



Where can I find more product specific information online?

More product-specific information can be found on the website:

<https://www.robeco.com/en-int/products/funds/>

- o Robeco's PAI Statement can be accessed via the following link:
<https://www.robeco.com/files/docm/docu-principal-adverse-impact-statement-summary-entity-level.pdf>

- Robeco's Good Governance test can be accessed via the following link:
<https://www.robeco.com/files/docm/docu-robeco-good-governance-policy.pdf>
- Robeco's SDG framework
<https://www.robeco.com/docm/docu-robeco-explanation-sdg-framework.pdf>
- Robeco's sustainability risk policy
<https://www.robeco.com/files/docm/docu-robeco-sustainability-risk-policy.pdf>

g) Robeco Indian Equities

Pre-contractual disclosure for the financial products referred to in Article 8, paragraphs 1, 2 and 2a, of Regulation (EU) 2019/2088 and Article 6, first paragraph, of Regulation (EU) 2020/852

Product name: Robeco Indian Equities

Legal entity identifier: 213800F2XL8JYTIUE403

Environmental and/or social characteristics

Does this financial product have a sustainable investment objective?

Yes

No

It will make a minimum of **sustainable investments with an environmental objective:** ___%

- in economic activities that qualify as environmentally sustainable under the EU Taxonomy
- in economic activities that do not qualify as environmentally sustainable under the EU Taxonomy

It will make a minimum of **sustainable investments with a social objective:** ___%

It promotes **Environmental/Social (E/S) characteristics** and while it does not have as its objective a sustainable investment, it will have a minimum proportion of 35% of sustainable investments

- with an environmental objective in economic activities that qualify as environmentally sustainable under the EU Taxonomy
- with an environmental objective in economic activities that do not qualify as environmentally sustainable under the EU Taxonomy
- with a social objective

It promotes E/S characteristics, but **will not make any sustainable investments**

Sustainable investment means an investment in an economic activity that contributes to an environmental or social objective, provided that the investment does not significantly harm any environmental or social objective and that the investee companies follow good governance practices.

The **EU Taxonomy** is a classification system laid down in Regulation (EU) 2020/852, establishing a list of **environmentally sustainable economic activities**. That Regulation does not include a list of socially sustainable economic activities. Sustainable investments with an environmental objective might be aligned with the Taxonomy or not.



Sustainability indicators measure how the environmental or social characteristics promoted by the financial product are attained.

What environmental and/or social characteristics are promoted by this financial product?

The Sub-fund has the following E/S characteristics:

1. The Sub-fund promotes certain minimum environmental and social safeguards through applying exclusion criteria with regards to products and business practices that Robeco believes are detrimental to society and incompatible with sustainable investment strategies, such as exposure to controversial behaviour, controversial weapons, and fossil fuels.
2. The Sub-fund promotes adherence to and conducting business activities in accordance with the United Nations Universal Declaration of Human Rights, the International Labor Organization's (ILO) labor standards, the United Nations Guiding Principles for Business and Human Rights (UNGPs), the United Nations Global Compact (UNGC) and the OECD Guidelines for Multinational Enterprises, by scrutinizing companies that violate these principles.
3. The Sub-fund promotes good governance and sustainable corporate practices through proxy voting, which contributes to long-term shareholder value creation. This includes taking an active stance on social and environmental topics through Robeco's proxy voting policy.
4. The Sub-fund limits investing in companies with an elevated sustainability risk based on ESG risk scores whereas all such investments require separate approval of a dedicated committee that oversees that all investments are substantiated and eligible based on a fundamental review on the sustainability risk.

There is no reference benchmark designated for the purpose of attaining the environmental or social characteristics promoted by the Sub-fund.

What sustainability indicators are used to measure the attainment of each of the environmental or social characteristics promoted by this financial product?

The Sub-fund has the following sustainability indicators:

1. The % of investments in securities that are on Robeco's Exclusion list as result of the application of Robeco's Exclusion Policy.
2. The number of companies that are in violation of the ILO standards, UNGPs, UNGC or OECD Guidelines for Multinational Enterprises and hence are a part of the Enhanced Engagement program.
3. The number of holdings and agenda items voted.
4. The % of holdings with an elevated sustainability risk profile.

What are the objectives of the sustainable investments that the financial product partially intends to make and how does the sustainable investment contribute to such objectives?

The sustainable investments aim to contribute to the UN Sustainable Development Goals ("SDGs"), that have both social and environmental objectives. These are 17 goals that are globally recognised and include environmental goals such as climate action, clean water, life on land and water and social goals such as zero hunger, gender equality, education, etc. Robeco has developed a proprietary framework based on the UN SDGs through which an issuer's contribution to such SDGs is determined through a 3-step process. This process starts with a sector baseline on which a company's products are analysed to examine contribution to the society and environment. Further, the operational processes involved in creating such products is checked along with any controversies/litigation claims and remediation actions taken which are perused before a final SDG score is determined. The final score ranges between high negative (-3) to high positive (+3) and only those issuers which achieve positive SDG scores (+1, +2 and +3) are regarded as Sustainable Investments.

● ***How do the sustainable investments that the financial product partially intends to make, not cause significant harm to any environmental or social sustainable investment objective?***

The sustainable investments do no significant harm to any environmental or social sustainable investment objective by considering a principal adverse impact and aligning with the OECD Guidelines for Multinational Enterprises and the UN Guiding Principles on Business and Human Rights. In addition, sustainable investments score positively on Robeco's SDG Framework, and therefore do not cause significant harm.

How have the indicators for adverse impacts on sustainability factors been taken into account?

Mandatory principal adverse impact indicators are considered through Robeco's SDG Framework, either directly or indirectly, when identifying sustainable investments for the Sub-fund. In addition, voluntary environmental and social indicators are taken into account, depending on their relevance for measuring impacts on the SDGs and the availability of data. A detailed description of the incorporation of principal adverse impacts is available via Robeco's Principal Adverse Impact Statement published on the Robeco website (<https://www.robeco.com/files/docm/docu-principal-adverse-impact-statement-summary-entity-level.pdf>). In this statement, Robeco sets out its approach to identifying and prioritizing principal adverse impacts, and how principal adverse impacts are considered as part of Robeco's investment due diligence process and procedures relating to research and analysis, exclusions and restrictions and/or voting and engagement. This description also explains how principal adverse impact indicators are considered by the SDG Framework.

How are the sustainable investments aligned with the OECD Guidelines for Multinational Enterprises and the UN Guiding Principles on Business and Human Rights? Details:

The sustainable investments are aligned with the OECD Guidelines for Multinational Enterprises and the UN Guiding Principles on Business and Human Rights via both Robeco's Exclusion Policy and Robeco's SDG Framework.

Robeco's Exclusion Policy includes an explanation of how Robeco acts in accordance with the International Labor Organization (ILO) standards, United Nations Guiding Principles (UNGPs), United Nations Global Compact (UNGC) Principles and the Organization for Economic Co-operation and Development (OECD) Guidelines for Multinational Enterprises and is guided by these international treaties to assess the behavior of companies. Robeco continuously screens its investments for breaches of these principles. In case of a breach, the company will be excluded or engaged with, and is not considered a sustainable investment.

Robeco's SDG Framework screens for breaches on these principles in the final step of the framework. In this step, Robeco checks whether the company concerned has been involved in any controversies. Involvement in any controversy will result in a negative SDG score for the company, meaning it is not a sustainable investment.

The EU Taxonomy sets out a "do not significant harm" principle by which Taxonomy-aligned investments should not significantly harm EU Taxonomy objectives and is accompanied by specific EU criteria.

The "do no significant harm" principle applies only to those investments underlying the financial product that take into account the EU criteria for environmentally sustainable economic activities. The investments underlying the remaining portion of this financial product do not take into account the EU criteria for environmentally sustainable economic activities.

Any other sustainable investments must also not significantly harm any environmental or social objectives.



Does this financial product consider principal adverse impacts on sustainability factors?

Yes, _____

The Sub-fund considers principal adverse impacts on sustainability factors as referred to in Annex I of the SFDR Delegated Act.

Pre-investment, the following principal adverse impacts on sustainability factors are considered:

- Via the applied normative and activity-based exclusions, the following PAIs are considered:
 - Exposure to companies active in the fossil fuel sector (PAI 4, Table 1)
 - Violations of the UN Global Compact Principles and Organisation for Economic Cooperation and Development (OECD) Guidelines for Multinational Enterprises (PAI 10, Table 1)
 - Activities negatively affecting biodiversity-sensitive areas (PAI 7, Table 1). The consideration of this PAI is currently restricted to applying exclusions to palm oil producing companies and for any breaches to the UNGC, UNGP and OECD Guidelines for Multinational Enterprises in relation to biodiversity.
 - Exposure to controversial weapons (anti-personnel mines, cluster munitions, chemical weapons (PAI 14, Table 1)
- Via the ESG integration process, as part of the investment due diligence policies and procedures, the following PAIs are considered:
 - All indicators related to GHG emissions, as part of the required Climate Risk analysis (PAI 1-6, Table 1, PAI 4, Table 2)
 - Biodiversity, water and waste indicators (PAI 7-9, Table 1)
 - Board gender diversity (PAI 13, Table 1)

Post-investment, the following principal adverse impacts on sustainability factors are taken into account:

- Via the application of the voting policy, the following PAIs are considered:
 - All indicators related to GHG emissions (PAI 1-6, Table 1)
 - Indicators related to social and employee matters (PAI 10-13, Table 1; PAI 5-8, Table 3)

Principal adverse impacts are the most significant negative impacts of investment decisions on sustainability factors relating to environmental, social and employee matters, respect for human rights, anti-corruption and anti-bribery matters.

- o Via Robeco's entity engagement program, the following PAIs are considered:
 - All indicators related to Climate and other environment-related indicators (PAI 1-9, Table 1)
 - Violations of the UN Global Compact Principles and Organisation for Economic Cooperation and Development (OECD) Guidelines for Multinational Enterprises (PAI 10, Table 1). On an ongoing basis, the investment universe is scanned for controversial behavior in relation to the aforementioned principles and guidelines.
 - In addition, based on a yearly review of Robeco's performance on all mandatory and selected voluntary indicators, holdings of the Sub-fund that cause adverse impact might be selected for engagement.

More information is available via Robeco's Principal Adverse Impact Statement, published on Robeco's website. The Sub-fund will periodically report how it has considered the principal adverse impacts of its investments in the Company's annual report, which will be made available each year on or before 30 April at the Sub-fund page highlighted in final section of this document.

No



What investment strategy does this financial product follow?

Robeco Indian Equities is an actively managed fund that invests in stocks listed on the major Indian stock exchanges. The selection of these stocks is based on fundamental analysis as described in the Investment policy strategy paragraph in Appendix I of this Prospectus. The strategy integrates sustainability indicators on a continuous basis as part of the stock selection process. Amongst others, the Sub-fund applies norms-based and activity-based exclusions, Robeco's good governance policy, Robeco's SDG framework and considers Principal Adverse Impacts in the investment process. More product-specific information can be found on our website and the links provided in the final question of this disclosure.

The investment strategy guides investment decisions based on factors such as investment objectives and risk tolerance.

What are the binding elements of the investment strategy used to select the investments to attain each of the environmental or social characteristics promoted by this financial product?

The Sub-fund has the following binding elements:

1. The Sub-fund's portfolio complies with Robeco's Exclusion Policy (<https://www.robeco.com/files/docm/docu-exclusion-policy.pdf>), that is based on exclusion criteria with regards to products and business practices that Robeco believes are detrimental to society and incompatible with sustainable investment strategies. This means that the Sub-fund has 0% exposure to excluded securities, taking into account a grace period. Information with regards to the effects of the exclusions on the Sub-fund's universe can be found at <https://www.robeco.com/files/docm/docu-exclusion-list.pdf>.
2. The Sub-fund scrutinizes investment in companies that are in breach of the ILO standards, UNGPs, UNGC or OECD Guidelines for Multinational Enterprises. If a company in the portfolio breaches one of the international guidelines during the investment period, the company will become part of the Enhanced Engagement program.
3. All equity holdings have a granted right to vote and Robeco exerts that right by voting according to Robeco's Proxy Voting Policy, unless impediments occur (e.g. share blocking or when not considered cost efficient). Robeco's Proxy Voting Policy can be found at <https://www.robeco.com/files/docm/docu-robeco-stewardship-policy.pdf>.
4. Investments with an elevated sustainability risk are defined by Robeco as companies with an ESG Risk Rating of 40 and higher (the ESG Risk Rating is explained in the sustainability risk policy which

can be accessed via <https://www.robeco.com/files/docm/docu-robeco-sustainability-risk-policy.pdf>). The Sub-fund is limited to a maximum exposure of 10% to investments with an elevated sustainability risk, based on the market weight in the portfolio taking into account regional differences and benchmark. Each investment with an ESG Risk rating of higher than 40 requires separate approval by a dedicated committee of sustainable investment specialists, compliance and risk management that oversees the bottom-up sustainability analysis.

● **What is the committed minimum rate to reduce the scope of the investments considered prior to the application of that investment strategy?**

The Sub-fund does not commit to a minimum rate to reduce the scope of investments prior to the application of the investment strategy.

● **What is the policy to assess good governance practices of the investee companies?**

Robeco has a Good Governance policy to assess governance practices of companies. The policy describes how Robeco determines if and when a company does not follow good governance practices and is therefore excluded from the initial investment universe for Article 8 and 9 products. Robeco's Good Governance policy applies to the Sub-fund and tests on a set of governance criteria that reflect widely recognized industry established norms and include topics as employee relations, management structure, tax compliance and remuneration.

The Good Governance test consists of criteria on such topics that are examined for investee companies and further explained in Robeco's Good Governance policy <https://www.robeco.com/files/docm/docu-robeco-good-governance-policy.pdf>. Additionally, the companies that do not pass the good governance test are reflected in the exclusion list that can be accessed here - <https://www.robeco.com/files/docm/docu-exclusion-list.pdf>.

Good governance practices include sound management structures, employee relations, remuneration of staff and tax compliance.



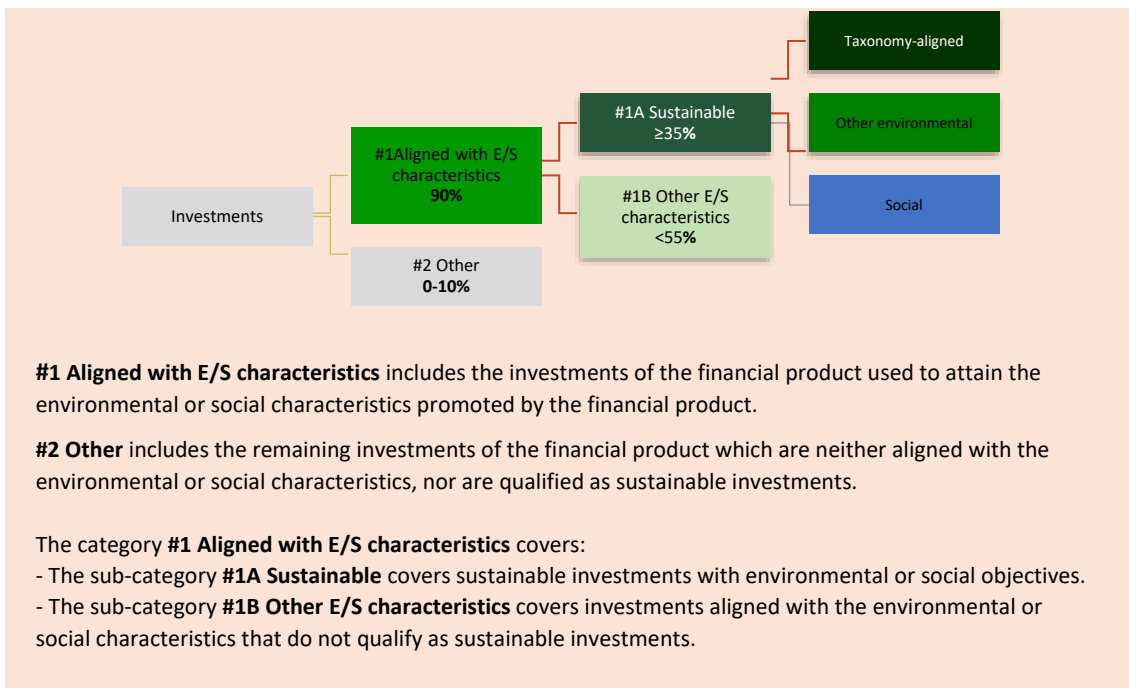
What is the asset allocation planned for this financial product?

At least 90% of the investments are aligned with the E/S characteristics of the Sub-fund. The Sub-fund plans to make a minimum of 35% sustainable investments, measured by positive scores via Robeco's SDG Framework. The investments in the category Other, estimated between 0-10%, are mostly in cash, cash equivalents and derivatives as further described below. The planned asset allocation is monitored continuously, and evaluated on a yearly basis.

Asset allocation describes the share of investments in specific assets.

Taxonomy-aligned activities are expressed as a share of:

- **turnover** reflecting the share of revenue from green activities of investee companies
- **capital expenditure** (CapEx) showing the green investments made by investee companies, e.g. for a transition to a green economy.
- **operational expenditure** (OpEx) reflecting green operational activities of investee companies.



How does the use of derivatives attain the environmental or social characteristics promoted by the financial product?

The Sub-fund does not make use of derivatives to attain the environmental or social characteristics promoted by the financial product. The Sub-fund may make use of derivatives for hedging, liquidity management and efficient portfolio management as well as investment purposes. Exchange traded and over-the-counter derivatives are permitted, including but not limited to futures, swaps, options and currency forwards. Whilst the Sub-fund may use derivatives both for investment purposes as well as for hedging and efficient portfolio management, it does not utilize derivatives for such purposes outside the intended share of investments allocated to the 'Other' category. In case the Sub-fund uses derivatives, the underlying shall comply with the investment policy. Where relevant, minimum environmental or social safeguards are taken into account as described below.



To what minimum extent are sustainable investments with an environmental objective aligned with the EU Taxonomy?

0%. The Sub-fund does not intend to make Taxonomy-aligned investments. It cannot be excluded that among the Sub-fund's holdings certain investments are Taxonomy aligned. The Sub-fund will report on Taxonomy-aligned investment in the periodic disclosures. In the future, once data-availability in relation to the EU Taxonomy will improve, Robeco might consider setting a target based on turnover or CAPEX. Robeco currently relies on third-party data, including data in relation to companies that do not disclose on the EU Taxonomy alignment of their activities. EU Taxonomy-alignment data is not yet subject to a review by third parties. The Sub-fund only makes investments in equity and therefore it does not have sovereign exposures. The expected level of alignment with and without sovereign bonds is the same.

To comply with the EU Taxonomy, the criteria for **fossil gas** include limitations on emissions and switching to renewable power or low-carbon fuels by the end of 2035. For **nuclear energy**, the criteria include comprehensive safety and waste management rules.

Enabling activities directly enable other activities to make a substantial contribution to an environmental objective.

Transitional activities are activities for which low-carbon alternatives are not yet available and among others have greenhouse gas emission levels corresponding to the best performance.

● **Does the financial product invest in fossil gas and/or nuclear energy related activities that comply with the EU Taxonomy?⁴³**

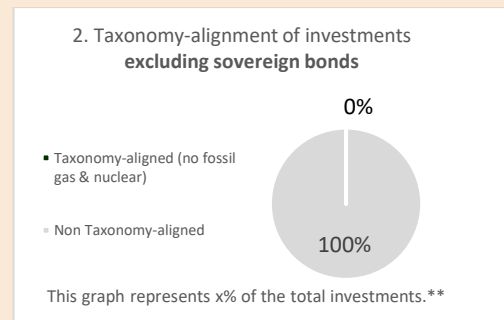
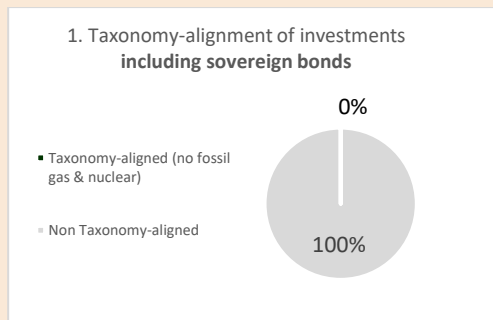
Yes

In fossil gas

In nuclear energy

No

The two graphs below show in green the minimum percentage of investments that are aligned with the EU Taxonomy. As there is no appropriate methodology to determine the Taxonomy-alignment of sovereign bonds, the first graph shows the Taxonomy alignment in relation to all the investments of the financial product including sovereign bonds, while the second graph shows the Taxonomy alignment only in relation to the investments of the financial product other than sovereign bonds.*



* For the purpose of these graphs, 'sovereign bonds' consist of all sovereign exposures

** As the investments are not Taxonomy-aligned, the exclusion of sovereign bonds has no impact on the graph and therefore no such percentage is shown here.

● **What is the minimum share of investments in transitional and enabling activities?**


0%.



What is the minimum share of sustainable investments with an environmental objective that are not aligned with the EU Taxonomy?

The Sub-fund intends to make sustainable investments, measured as positive scores via Robeco's SDG Framework. Among those could be investments with environmental objectives that do not qualify as Taxonomy-aligned. The environmental objectives of the Sub-fund are attained by investing in companies that score positively on SDG 12 (Responsible consumption and production), SDG 13 (Climate action), SDG 14 (Life below water), and SDG 15 (Life on land) in Robeco's SDG Framework. While the sum of sustainable investments with an environmental objective and socially sustainable investments always adds up to the Sub-fund's minimum proportion of 35% sustainable investments, we do not commit to a minimum share of sustainable investments with an environmental objective because the Sub-fund's investment strategy does not have a specific environmental investment objective. Therefore, the minimum share of sustainable investments with an environmental objective is 0%.

⁴³ Fossil gas and/or nuclear related activities will only comply with the EU Taxonomy where they contribute to limiting climate change ("climate change mitigation") and do not significantly harm any EU Taxonomy objective - see explanatory note in the left hand margin. The full criteria for fossil gas and nuclear energy economic activities that comply with the EU Taxonomy are laid down in Commission Delegated Regulation (EU) 2022/1214.

 are sustainable investments with an environmental objective that **do not take into account the criteria** for environmentally sustainable economic activities under the EU Taxonomy.



What is the minimum share of socially sustainable investments?

The Sub-fund intends to make sustainable investments, measured as positive scores via Robeco's SDG Framework. Among those could be investments with social objectives. The social objectives of the Sub-fund are attained by investing in companies that score positively on SDG 1 (No poverty), SDG 2 (Zero hunger), SDG 3 (Good health and well-being), SDG 4 (Quality education), SDG 5 (Gender equality), SDG 6 (Clear water and sanitation), SDG 7 (Affordable and clean energy), SDG 8 (Decent work and economic growth), SDG 9 (Industry, innovation and infrastructure), SDG 10 (Reduced inequalities), SDG 11 (Sustainable cities and communities), SDG 16 (Peace, justice and strong institutions) and SDG 17 (Partnerships for the goals), in Robeco's SDG Framework. While the sum of socially sustainable investments and sustainable investments with an environmental objective always adds up to the Sub-fund's minimum proportion of sustainable investments, we do not commit to a minimum share of socially sustainable investments because the Sub-fund's investment strategy does not have a specific socially sustainable investment objective. Therefore, the minimum share of socially sustainable investments is 0%.



What investments are included under "#2 Other", what is their purpose and are there any minimum environmental or social safeguards?

The type of instruments included under "#2 Other" and their purpose are outlined in Annex I of this Prospectus under the header 'Financial instruments and investment restrictions'. They include cash, cash equivalents, as well as investment funds and eligible asset classes (other than bonds and equities) that do not specifically promote E/S characteristics. As indicated above, the Sub-fund does not make use of derivatives to attain the environmental or social characteristics promoted. The Sub-fund may make use of derivatives, which thus always fall under the category "#2 Other", for hedging, liquidity management and efficient portfolio management as well as investment purposes. Exchange traded and over-the-counter derivatives are permitted, including but not limited to futures, swaps, options and currency forwards. In case the Sub-fund uses derivatives, the underlying shall comply with the investment policy. Where relevant, minimum environmental or social safeguards are taken into account, by, for example, applying Robeco's Exclusion Policy for any single security derivative.



Is a specific index designated as a reference benchmark to determine whether this financial product is aligned with the environmental and/or social characteristics that it promotes?

Not applicable.

Reference benchmarks are indexes to measure whether the financial product attains the environmental or social characteristics that they promote.



Where can I find more product specific information online?

More product-specific information can be found on the website:

<https://www.robeco.com/en-int/products/funds/>

- Robeco's PAI Statement can be accessed via the following link:
<https://www.robeco.com/files/docm/docu-principal-adverse-impact-statement-summary-entity-level.pdf>

- Robeco's Good Governance test can be accessed via the following link:
<https://www.robeco.com/files/docm/docu-robeco-good-governance-policy.pdf>
- Robeco's SDG framework
<https://www.robeco.com/docm/docu-robeco-explanation-sdg-framework.pdf>
- Robeco's sustainability risk policy
<https://www.robeco.com/files/docm/docu-robeco-sustainability-risk-policy.pdf>

h) Robeco Asian Stars Equities

Pre-contractual disclosure for the financial products referred to in Article 8, paragraphs 1, 2 and 2a, of Regulation (EU) 2019/2088 and Article 6, first paragraph, of Regulation (EU) 2020/852

Product name: Robeco Asian Stars Equities

Legal entity identifier: 213800G5JUR75POVU193

Environmental and/or social characteristics

Does this financial product have a sustainable investment objective?

Yes

No

It will make a minimum of **sustainable investments with an environmental objective:** ___%

- in economic activities that qualify as environmentally sustainable under the EU Taxonomy
- in economic activities that do not qualify as environmentally sustainable under the EU Taxonomy

It will make a minimum of **sustainable investments with a social objective:** ___%

It promotes **Environmental/Social (E/S) characteristics** and while it does not have as its objective a sustainable investment, it will have a minimum proportion of 35% of sustainable investments

- with an environmental objective in economic activities that qualify as environmentally sustainable under the EU Taxonomy
- with an environmental objective in economic activities that do not qualify as environmentally sustainable under the EU Taxonomy
- with a social objective

It promotes E/S characteristics, but **will not make any sustainable investments**

Sustainable investment means an investment in an economic activity that contributes to an environmental or social objective, provided that the investment does not significantly harm any environmental or social objective and that the investee companies follow good governance practices.

The **EU Taxonomy** is a classification system laid down in Regulation (EU) 2020/852, establishing a list of **environmentally sustainable economic activities**. That Regulation does not include a list of socially sustainable economic activities. Sustainable investments with an environmental objective might be aligned with the Taxonomy or not.



Sustainability indicators measure how the environmental or social characteristics promoted by the financial product are attained.

What environmental and/or social characteristics are promoted by this financial product?

The Sub-fund has the following E/S characteristics:

1. The Sub-fund promotes certain minimum environmental and social safeguards through applying exclusion criteria with regards to products and business practices that Robeco believes are detrimental to society and incompatible with sustainable investment strategies, such as exposure to controversial behaviour, controversial weapons, and fossil fuels.
2. The Sub-fund promotes adherence to and conducting business activities in accordance with the United Nations Universal Declaration of Human Rights, the International Labor Organization's (ILO) labor standards, the United Nations Guiding Principles for Business and Human Rights (UNGPs), the United Nations Global Compact (UNGC) and the OECD Guidelines for Multinational Enterprises, by scrutinizing companies that violate these principles.
3. The Sub-fund promotes good governance and sustainable corporate practices through proxy voting, which contributes to long-term shareholder value creation. This includes taking an active stance on social and environmental topics through Robeco's proxy voting policy.
4. The Sub-fund limits investing in companies with an elevated sustainability risk based on ESG risk scores whereas all such investments require separate approval of a dedicated committee that oversees that all investments are substantiated and eligible based on a fundamental review on the sustainability risk.

There is no reference benchmark designated for the purpose of attaining the environmental or social characteristics promoted by the Sub-fund.

What sustainability indicators are used to measure the attainment of each of the environmental or social characteristics promoted by this financial product?

The Sub-fund has the following sustainability indicators:

1. The % of investments in securities that are on Robeco's Exclusion list as result of the application of Robeco's Exclusion Policy.
2. The number of companies that are in violation of the ILO standards, UNGPs, UNGC or OECD Guidelines for Multinational Enterprises and hence are a part of the Enhanced Engagement program.
3. The number of holdings and agenda items voted.
4. The % of holdings with an elevated sustainability risk profile.

What are the objectives of the sustainable investments that the financial product partially intends to make and how does the sustainable investment contribute to such objectives?

The sustainable investments aim to contribute to the UN Sustainable Development Goals ("SDGs"), that have both social and environmental objectives. These are 17 goals that are globally recognised and include environmental goals such as climate action, clean water, life on land and water and social goals such as zero hunger, gender equality, education, etc. Robeco has developed a proprietary framework based on the UN SDGs through which an issuer's contribution to such SDGs is determined through a 3-step process. This process starts with a sector baseline on which a company's products are analysed to examine contribution to the society and environment. Further, the operational processes involved in creating such products is checked along with any controversies/litigation claims and remediation actions taken which are perused before a final SDG score is determined. The final score ranges between high negative (-3) to high positive (+3) and only those issuers which achieve positive SDG scores (+1, +2 and +3) are regarded as Sustainable Investments.

How do the sustainable investments that the financial product partially intends to make, not cause significant harm to any environmental or social sustainable investment objective?

The sustainable investments do no significant harm to any environmental or social sustainable investment objective by considering a principal adverse impact and aligning with the OECD Guidelines for Multinational Enterprises and the UN Guiding Principles on Business and Human Rights. In addition, sustainable investments score positively on Robeco's SDG Framework, and therefore do not cause significant harm.

How have the indicators for adverse impacts on sustainability factors been taken into account?

Mandatory principal adverse impact indicators are considered through Robeco's SDG Framework, either directly or indirectly, when identifying sustainable investments for the Sub-fund. In addition, voluntary environmental and social indicators are taken into account, depending on their relevance for measuring impacts on the SDGs and the availability of data. A detailed description of the incorporation of principal adverse impacts is available via Robeco's Principal Adverse Impact Statement published on the Robeco website (<https://www.robeco.com/files/docm/docu-principal-adverse-impact-statement-summary-entity-level.pdf>). In this statement, Robeco sets out its approach to identifying and prioritizing principal adverse impacts, and how principal adverse impacts are considered as part of Robeco's investment due diligence process and procedures relating to research and analysis, exclusions and restrictions and/or voting and engagement. This description also explains how principal adverse impact indicators are considered by the SDG Framework.

How are the sustainable investments aligned with the OECD Guidelines for Multinational Enterprises and the UN Guiding Principles on Business and Human Rights? Details:

The sustainable investments are aligned with the OECD Guidelines for Multinational Enterprises and the UN Guiding Principles on Business and Human Rights via both Robeco's Exclusion Policy and Robeco's SDG Framework.

Robeco's Exclusion Policy includes an explanation of how Robeco acts in accordance with the International Labor Organization (ILO) standards, United Nations Guiding Principles (UNGPs), United Nations Global Compact (UNGC) Principles and the Organization for Economic Co-operation and Development (OECD) Guidelines for Multinational Enterprises and is guided by these international treaties to assess the behavior of companies. Robeco continuously screens its investments for breaches of these principles. In case of a breach, the company will be excluded or engaged with, and is not considered a sustainable investment.

Robeco's SDG Framework screens for breaches on these principles in the final step of the framework. In this step, Robeco checks whether the company concerned has been involved in any controversies. Involvement in any controversy will result in a negative SDG score for the company, meaning it is not a sustainable investment.

The EU Taxonomy sets out a "do not significant harm" principle by which Taxonomy-aligned investments should not significantly harm EU Taxonomy objectives and is accompanied by specific EU criteria.

The "do no significant harm" principle applies only to those investments underlying the financial product that take into account the EU criteria for environmentally sustainable economic activities. The investments underlying the remaining portion of this financial product do not take into account the EU criteria for environmentally sustainable economic activities.

Any other sustainable investments must also not significantly harm any environmental or social objectives.



Does this financial product consider principal adverse impacts on sustainability factors?

Yes, _____

The Sub-fund considers principal adverse impacts on sustainability factors as referred to in Annex I of the SFDR Delegated Act.

Pre-investment, the following principal adverse impacts on sustainability factors are considered:

- Via the applied normative and activity-based exclusions, the following PAIs are considered:
 - Exposure to companies active in the fossil fuel sector (PAI 4, Table 1)
 - Violations of the UN Global Compact Principles and Organisation for Economic Cooperation and Development (OECD) Guidelines for Multinational Enterprises (PAI 10, Table 1)
 - Activities negatively affecting biodiversity-sensitive areas (PAI 7, Table 1). The consideration of this PAI is currently restricted to applying exclusions to palm oil producing companies and for any breaches to the UNGC, UNGP and OECD Guidelines for Multinational Enterprises in relation to biodiversity.
 - Exposure to controversial weapons (anti-personnel mines, cluster munitions, chemical weapons (PAI 14, Table 1)
- Via the ESG integration process, as part of the investment due diligence policies and procedures, the following PAIs are considered:
 - All indicators related to GHG emissions, as part of the required Climate Risk analysis (PAI 1-6, Table 1, PAI 4, Table 2)
 - Biodiversity, water and waste indicators (PAI 7-9, Table 1)
 - Board gender diversity (PAI 13, Table 1)

Post-investment, the following principal adverse impacts on sustainability factors are taken into account:

- Via the application of the voting policy, the following PAIs are considered:
 - All indicators related to GHG emissions (PAI 1-6, Table 1)
 - Indicators related to social and employee matters (PAI 10-13, Table 1; PAI 5-8, Table 3)

Principal adverse impacts are the most significant negative impacts of investment decisions on sustainability factors relating to environmental, social and employee matters, respect for human rights, anti-corruption and anti-bribery matters.

- o Via Robeco's entity engagement program, the following PAIs are considered:
 - All indicators related to Climate and other environment-related indicators (PAI 1-9, Table 1)
 - Violations of the UN Global Compact Principles and Organisation for Economic Cooperation and Development (OECD) Guidelines for Multinational Enterprises (PAI 10, Table 1). On an ongoing basis, the investment universe is scanned for controversial behavior in relation to the aforementioned principles and guidelines.
 - In addition, based on a yearly review of Robeco's performance on all mandatory and selected voluntary indicators, holdings of the Sub-fund that cause adverse impact might be selected for engagement.

More information is available via Robeco's Principal Adverse Impact Statement, published on Robeco's website. The Sub-fund will periodically report how it has considered the principal adverse impacts of its investments in the Company's annual report, which will be made available each year on or before 30 April at the Sub-fund page highlighted in final section of this document.

No



What investment strategy does this financial product follow?

Robeco Asian Stars Equities is an actively managed fund that invests in stocks of the most attractive companies in Asia. The selection of these stocks is based on fundamental analysis as described in the Investment policy strategy paragraph in Appendix I of this Prospectus. The strategy integrates sustainability indicators on a continuous basis as part of the stock selection process. Amongst others, the Sub-fund applies norms-based and activity-based exclusions, Robeco's good governance policy, Robeco's SDG framework and considers Principal Adverse Impacts in the investment process. More product-specific information can be found on our website and the links provided in the final question of this disclosure.

What are the binding elements of the investment strategy used to select the investments to attain each of the environmental or social characteristics promoted by this financial product?

The Sub-fund has the following binding elements:

1. The Sub-fund's portfolio complies with Robeco's Exclusion Policy (<https://www.robeco.com/files/docm/docu-exclusion-policy.pdf>), that is based on exclusion criteria with regards to products and business practices that Robeco believes are detrimental to society and incompatible with sustainable investment strategies. This means that the Sub-fund has 0% exposure to excluded securities, taking into account a grace period. Information with regards to the effects of the exclusions on the Sub-fund's universe can be found at <https://www.robeco.com/files/docm/docu-exclusion-list.pdf>.
2. The Sub-fund scrutinizes investment in companies that are in breach of the ILO standards, UNGPs, UNGC or OECD Guidelines for Multinational Enterprises. If a company in the portfolio breaches one of the international guidelines during the investment period, the company will become part of the Enhanced Engagement program.
3. All equity holdings have a granted right to vote and Robeco exerts that right by voting according to Robeco's Proxy Voting Policy, unless impediments occur (e.g. share blocking or when not considered cost efficient). Robeco's Proxy Voting Policy can be found at <https://www.robeco.com/files/docm/docu-robeco-stewardship-policy.pdf>.
4. Investments with an elevated sustainability risk are defined by Robeco as companies with an ESG Risk Rating of 40 and higher (the ESG Risk Rating is explained in the sustainability risk policy which can be accessed via <https://www.robeco.com/files/docm/docu-robeco-sustainability-risk-policy.pdf>). The Sub-fund is limited to a maximum exposure of 10% to investments with an elevated

The investment strategy guides investment decisions based on factors such as investment objectives and risk tolerance.

sustainability risk, based on the market weight in the portfolio taking into account regional differences and benchmark. Each investment with an ESG Risk rating of higher than 40 requires separate approval by a dedicated committee of sustainable investment specialists, compliance and risk management that oversees the bottom-up sustainability analysis.

● **What is the committed minimum rate to reduce the scope of the investments considered prior to the application of that investment strategy?**

The Sub-fund does not commit to a minimum rate to reduce the scope of investments prior to the application of the investment strategy.

● **What is the policy to assess good governance practices of the investee companies?**

Robeco has a Good Governance policy to assess governance practices of companies. The policy describes how Robeco determines if and when a company does not follow good governance practices and is therefore excluded from the initial investment universe for Article 8 and 9 products. Robeco's Good Governance policy applies to the Sub-fund and tests on a set of governance criteria that reflect widely recognized industry established norms and include topics as employee relations, management structure, tax compliance and remuneration.

The Good Governance test consists of criteria on such topics that are examined for investee companies and further explained in Robeco's Good Governance policy <https://www.robeco.com/files/docm/docu-robeco-good-governance-policy.pdf>. Additionally, the companies that do not pass the good governance test are reflected in the exclusion list that can be accessed here - <https://www.robeco.com/files/docm/docu-exclusion-list.pdf>.

What is the asset allocation planned for this financial product?

At least 90% of the investments are aligned with the E/S characteristics of the Sub-fund. The Sub-fund plans to make a minimum of 35% sustainable investments, measured by positive scores via Robeco's SDG Framework. The investments in the category Other, estimated between 0-10%, are mostly in cash, cash equivalents and derivatives as further described below. The planned asset allocation is monitored continuously, and evaluated on a yearly basis.

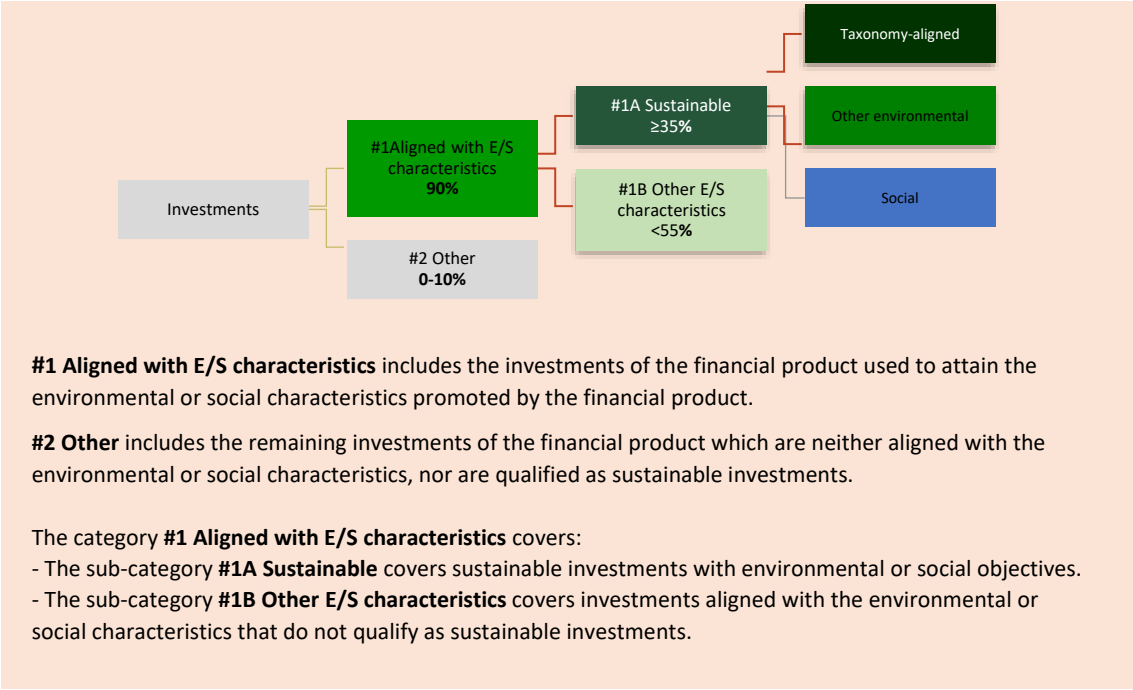
Good governance practices include sound management structures, employee relations, remuneration of staff and tax compliance.



Asset allocation describes the share of investments in specific assets.

Taxonomy-aligned activities are expressed as a share of:

- **turnover** reflecting the share of revenue from green activities of investee companies
- **capital expenditure (CapEx)** showing the green investments made by investee companies, e.g. for a transition to a green economy.
- **operational expenditure (OpEx)** reflecting green operational activities of investee companies.



How does the use of derivatives attain the environmental or social characteristics promoted by the financial product?

The Sub-fund does not make use of derivatives to attain the environmental or social characteristics promoted by the financial product. The Sub-fund may make use of derivatives for hedging, liquidity management and efficient portfolio management as well as investment purposes. Exchange traded and over-the-counter derivatives are permitted, including but not limited to futures, swaps, options and currency forwards. Whilst the Sub-fund may use derivatives both for investment purposes as well as for hedging and efficient portfolio management, it does not utilize derivatives for such purposes outside the intended share of investments allocated to the 'Other' category.

In case the Sub-fund uses derivatives, the underlying shall comply with the investment policy. Where relevant, minimum environmental or social safeguards are taken into account as described below.



To what minimum extent are sustainable investments with an environmental objective aligned with the EU Taxonomy?

0%. The Sub-fund does not intend to make Taxonomy-aligned investments. It cannot be excluded that among the Sub-fund's holdings certain investments are Taxonomy aligned. The Sub-fund will report on Taxonomy-aligned investment in the periodic disclosures. In the future, once data-availability in relation to the EU Taxonomy will improve, Robeco might consider setting a target based on turnover or CAPEX. Robeco currently relies on third-party data, including data in relation to companies that do not disclose on the EU Taxonomy alignment of their activities. EU Taxonomy-alignment data is not yet subject to a review by third parties. The Sub-fund only makes investments in equity and therefore it does not have sovereign exposures. The expected level of alignment with and without sovereign bonds is the same.

To comply with the EU Taxonomy, the criteria for **fossil gas** include limitations on emissions and switching to renewable power or low-carbon fuels by the end of 2035. For **nuclear energy**, the criteria include comprehensive safety and waste management rules.

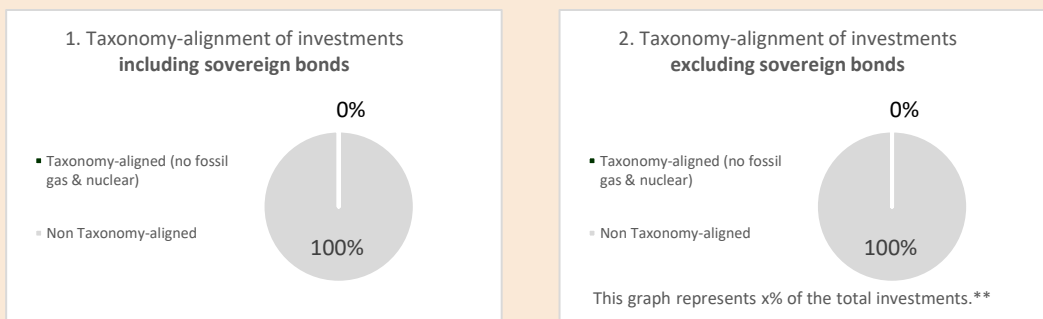
Enabling activities directly enable other activities to make a substantial contribution to an environmental objective.

Transitional activities are activities for which low-carbon alternatives are not yet available and among others have greenhouse gas emission levels corresponding to the best performance.

● **Does the financial product invest in fossil gas and/or nuclear energy related activities that comply with the EU Taxonomy?⁴⁴**

- Yes
 - In fossil gas
 - In nuclear energy
- No

The two graphs below show in green the minimum percentage of investments that are aligned with the EU Taxonomy. As there is no appropriate methodology to determine the Taxonomy-alignment of sovereign bonds, the first graph shows the Taxonomy alignment in relation to all the investments of the financial product including sovereign bonds, while the second graph shows the Taxonomy alignment only in relation to the investments of the financial product other than sovereign bonds.*



* For the purpose of these graphs, 'sovereign bonds' consist of all sovereign exposures
 ** As the investments are not Taxonomy-aligned, the exclusion of sovereign bonds has no impact on the graph and therefore no such percentage is shown here.

● **What is the minimum share of investments in transitional and enabling activities?**


0%.



What is the minimum share of sustainable investments with an environmental objective that are not aligned with the EU Taxonomy?

The Sub-fund intends to make sustainable investments, measured as positive scores via Robeco's SDG Framework. Among those could be investments with environmental objectives that do not qualify as Taxonomy-aligned. The environmental objectives of the Sub-fund are attained by investing in companies that score positively on SDG 12 (Responsible consumption and production), SDG 13 (Climate action), SDG 14 (Life below water), and SDG 15 (Life on land) in Robeco's SDG Framework. While the sum of sustainable investments with an environmental objective and socially sustainable investments always adds up to the Sub-fund's minimum proportion of 35% sustainable investments, we do not commit to a minimum share of sustainable investments with an environmental objective because the Sub-fund's investment strategy does not have a specific environmental investment objective. Therefore, the minimum share of sustainable investments with an environmental objective is 0%.

⁴⁴ Fossil gas and/or nuclear related activities will only comply with the EU Taxonomy where they contribute to limiting climate change ("climate change mitigation") and do not significantly harm any EU Taxonomy objective - see explanatory note in the left hand margin. The full criteria for fossil gas and nuclear energy economic activities that comply with the EU Taxonomy are laid down in Commission Delegated Regulation (EU) 2022/1214.

 are sustainable investments with an environmental objective that **do not take into account the criteria** for environmentally sustainable economic activities under the EU Taxonomy.



What is the minimum share of socially sustainable investments?

The Sub-fund intends to make sustainable investments, measured as positive scores via Robeco's SDG Framework. Among those could be investments with social objectives. The social objectives of the Sub-fund are attained by investing in companies that score positively on SDG 1 (No poverty), SDG 2 (Zero hunger), SDG 3 (Good health and well-being), SDG 4 (Quality education), SDG 5 (Gender equality), SDG 6 (Clear water and sanitation), SDG 7 (Affordable and clean energy), SDG 8 (Decent work and economic growth), SDG 9 (Industry, innovation and infrastructure), SDG 10 (Reduced inequalities), SDG 11 (Sustainable cities and communities), SDG 16 (Peace, justice and strong institutions) and SDG 17 (Partnerships for the goals), in Robeco's SDG Framework. While the sum of socially sustainable investments and sustainable investments with an environmental objective always adds up to the Sub-fund's minimum proportion of sustainable investments, we do not commit to a minimum share of socially sustainable investments because the Sub-fund's investment strategy does not have a specific socially sustainable investment objective. Therefore, the minimum share of socially sustainable investments is 0%.



What investments are included under "#2 Other", what is their purpose and are there any minimum environmental or social safeguards?

The type of instruments included under "#2 Other" and their purpose are outlined in Annex I of this Prospectus under the header 'Financial instruments and investment restrictions'. They include cash, cash equivalents, as well as investment funds and eligible asset classes (other than bonds and equities) that do not specifically promote E/S characteristics. As indicated above, the Sub-fund does not make use of derivatives to attain the environmental or social characteristics promoted. The Sub-fund may make use of derivatives, which thus always fall under the category "#2 Other", for hedging, liquidity management and efficient portfolio management as well as investment purposes. Exchange traded and over-the-counter derivatives are permitted, including but not limited to futures, swaps, options and currency forwards. In case the Sub-fund uses derivatives, the underlying shall comply with the investment policy. Where relevant, minimum environmental or social safeguards are taken into account, by, for example, applying Robeco's Exclusion Policy for any single security derivative.



Is a specific index designated as a reference benchmark to determine whether this financial product is aligned with the environmental and/or social characteristics that it promotes?

Not applicable.

Reference benchmarks are indexes to measure whether the financial product attains the environmental or social characteristics that they promote.



Where can I find more product specific information online?

More product-specific information can be found on the website:

<https://www.robeco.com/en-int/products/funds/>

- o Robeco's PAI Statement can be accessed via the following link:
<https://www.robeco.com/files/docm/docu-principal-adverse-impact-statement-summary-entity-level.pdf>

- Robeco's Good Governance test can be accessed via the following link:
<https://www.robeco.com/files/docm/docu-robeco-good-governance-policy.pdf>
- Robeco's SDG framework
<https://www.robeco.com/docm/docu-robeco-explanation-sdg-framework.pdf>
- Robeco's sustainability risk policy
<https://www.robeco.com/files/docm/docu-robeco-sustainability-risk-policy.pdf>

i) Robeco Sustainable Asian Stars Equities

Pre-contractual disclosure for the financial products referred to in Article 8, paragraphs 1, 2 and 2a, of Regulation (EU) 2019/2088 and Article 6, first paragraph, of Regulation (EU) 2020/852

Product name: Robeco Sustainable Asian Stars Equities

Legal entity identifier: 213800C3QE3BF5TD6K08

Environmental and/or social characteristics

Does this financial product have a sustainable investment objective?

Yes

No

It will make a minimum of **sustainable investments with an environmental objective:** ___%

- in economic activities that qualify as environmentally sustainable under the EU Taxonomy
- in economic activities that do not qualify as environmentally sustainable under the EU Taxonomy

It will make a minimum of **sustainable investments with a social objective:** ___%

It **promotes Environmental/Social (E/S) characteristics** and while it does not have as its objective a sustainable investment, it will have a minimum proportion of 50% of sustainable investments

- with an environmental objective in economic activities that qualify as environmentally sustainable under the EU Taxonomy
- with an environmental objective in economic activities that do not qualify as environmentally sustainable under the EU Taxonomy
- with a social objective

It promotes E/S characteristics, but **will not make any sustainable investments**

Sustainable investment means an investment in an economic activity that contributes to an environmental or social objective, provided that the investment does not significantly harm any environmental or social objective and that the investee companies follow good governance practices.

The **EU Taxonomy** is a classification system laid down in Regulation (EU) 2020/852, establishing a list of **environmentally sustainable economic activities**. That Regulation does not include a list of socially sustainable economic activities. Sustainable investments with an environmental objective might be aligned with the Taxonomy or not.



Sustainability indicators measure how the environmental or social characteristics promoted by the financial product are attained.

What environmental and/or social characteristics are promoted by this financial product?

The Sub-fund has the following E/S characteristics:

1. The Sub-fund promotes certain minimum environmental and social safeguards through applying exclusion criteria with regards to products and business practices that Robeco believes are detrimental to society and incompatible with sustainable investment strategies, such as exposure to controversial behaviour, controversial weapons, and fossil fuels.
2. The Sub-fund promotes adherence to and conducting business activities in accordance with the United Nations Universal Declaration of Human Rights, the International Labor Organization's (ILO) labor standards, the United Nations Guiding Principles for Business and Human Rights (UNGPs), the United Nations Global Compact (UNGC) and the OECD Guidelines for Multinational Enterprises.
3. The Sub-fund promotes good governance and sustainable corporate practices through proxy voting, which contributes to long-term shareholder value creation. This includes taking an active stance on social and environmental topics through Robeco's proxy voting policy.
4. The Sub-fund promotes having a substantially lower carbon footprint than the general market index referred to in Appendix VI – Benchmarks (the "General Market Index").
5. The Sub-fund promotes having a weighted average ESG score that is better than that of the General Market Index.
6. The Sub-fund limits investing in companies with an elevated sustainability risk based on ESG risk scores whereas all such investments require separate approval of a dedicated committee that oversees that all investments are substantiated and eligible based on a fundamental review on the sustainability risk.

There is no reference benchmark designated for the purpose of attaining the environmental or social characteristics promoted by the Sub-fund.

What sustainability indicators are used to measure the attainment of each of the environmental or social characteristics promoted by this financial product?

The Sub-fund has the following sustainability indicators:

1. The % of investments in securities that are on Robeco's Exclusion list as result of the application of Robeco's Exclusion Policy.
2. The number of holdings that are in violation of the ILO standards, UNGPs, UNGC or OECD Guidelines for Multinational Enterprises.
3. The number of holdings and agenda items voted.
4. The Sub-fund's weighted carbon footprint score compared to the General Market Index.
5. The Sub-fund's weighted average ESG score compared to the General Market Index.
6. The % of holdings with an elevated sustainability risk profile.

What are the objectives of the sustainable investments that the financial product partially intends to make and how does the sustainable investment contribute to such objectives?

The sustainable investments aim to contribute to the UN Sustainable Development Goals ("SDGs"), that have both social and environmental objectives. These are 17 goals that are globally recognised and include environmental goals such as climate action, clean water, life on land and water and social goals such as zero hunger, gender equality, education, etc. Robeco has developed a proprietary framework based on the UN SDGs through which an issuer's contribution to such SDGs is determined through a 3-step process. This process starts with a sector baseline on which a company's products are analysed to examine contribution to the society and environment. Further, the operational processes involved in creating such products is checked along with any controversies/litigation claims and remediation actions taken which are perused before a final SDG score is determined. The final score ranges between high

negative (-3) to high positive (+3) and only those issuers which achieve positive SDG scores (+1,+2 and +3) are regarded as Sustainable Investments.

How do the sustainable investments that the financial product partially intends to make, not cause significant harm to any environmental or social sustainable investment objective?

The sustainable investments do no significant harm to any environmental or social sustainable investment objective by considering a principal adverse impact and aligning with the OECD Guidelines for Multinational Enterprises and the UN Guiding Principles on Business and Human Rights. In addition, sustainable investments score positively on Robeco's SDG Framework, and therefore do not cause significant harm.

How have the indicators for adverse impacts on sustainability factors been taken into account?

Mandatory principal adverse impact indicators are considered through Robeco's SDG Framework, either directly or indirectly, when identifying sustainable investments for the Sub-fund. In addition, voluntary environmental and social indicators are taken into account, depending on their relevance for measuring impacts on the SDGs and the availability of data. A detailed description of the incorporation of principal adverse impacts is available via Robeco's Principal Adverse Impact Statement published on the Robeco website (<https://www.robeco.com/files/docm/docu-principal-adverse-impact-statement-summary-entity-level.pdf>). In this statement, Robeco sets out its approach to identifying and prioritizing principal adverse impacts, and how principal adverse impacts are considered as part of Robeco's investment due diligence process and procedures relating to research and analysis, exclusions and restrictions and/or voting and engagement. This description also explains how principal adverse impact indicators are considered by the SDG Framework.

How are the sustainable investments aligned with the OECD Guidelines for Multinational Enterprises and the UN Guiding Principles on Business and Human Rights? Details:

The sustainable investments are aligned with the OECD Guidelines for Multinational Enterprises and the UN Guiding Principles on Business and Human Rights via both Robeco's Exclusion Policy and Robeco's SDG Framework.

Robeco's Exclusion Policy includes an explanation of how Robeco acts in accordance with the International Labor Organization (ILO) standards, United Nations Guiding Principles (UNGPs), United Nations Global Compact (UNGC) Principles and the Organization for Economic Co-operation and Development (OECD) Guidelines for Multinational Enterprises and is guided by these international treaties to assess the behavior of companies. Robeco continuously screens its investments for breaches of these principles. In case of a breach, the company will be excluded or engaged with, and is not considered a sustainable investment.

Robeco's SDG Framework screens for breaches on these principles in the final step of the framework. In this step, Robeco checks whether the company concerned has been involved in any controversies. Involvement in any controversy will result in a negative SDG score for the company, meaning it is not a sustainable investment.

The EU Taxonomy sets out a "do not significant harm" principle by which Taxonomy-aligned investments should not significantly harm EU Taxonomy objectives and is accompanied by specific EU criteria.

The "do no significant harm" principle applies only to those investments underlying the financial product that take into account the EU criteria for environmentally sustainable economic activities. The investments underlying the remaining portion of this financial product do not take into account the EU criteria for environmentally sustainable economic activities.

Any other sustainable investments must also not significantly harm any environmental or social objectives.



Does this financial product consider principal adverse impacts on sustainability factors?

✘ Yes, _____

The Sub-fund considers principal adverse impacts on sustainability factors as referred to in Annex I of the SFDR Delegated Act.

Pre-investment, the following principal adverse impacts on sustainability factors are considered:

- Via the applied normative and activity-based exclusions, the following PAIs are considered:
 - Exposure to companies active in the fossil fuel sector (PAI 4, Table 1)
 - Violations of the UN Global Compact Principles and Organisation for Economic Cooperation and Development (OECD) Guidelines for Multinational Enterprises (PAI 10, Table 1)
 - Activities negatively affecting biodiversity-sensitive areas (PAI 7, Table 1). The consideration of this PAI is currently restricted to applying exclusions to palm oil producing companies and for any breaches to the UNGC, UNGP and OECD Guidelines for Multinational Enterprises in relation to biodiversity.
 - Exposure to controversial weapons (anti-personnel mines, cluster munitions, chemical weapons (PAI 14, Table 1)
- Via the ESG integration process, as part of the investment due diligence policies and procedures, the following PAIs are considered:
 - All indicators related to GHG emissions, as part of the required Climate Risk analysis (PAI 1-6, Table 1, PAI 4, Table 2)
 - Biodiversity, water and waste indicators (PAI 7-9, Table 1) when relevant for the sector
 - Board gender diversity (PAI 13, Table 1)
- Via the environmental footprint performance targets of the Sub-fund, the following PAIs are considered:
 - Carbon footprint (PAI 2, Table 1)

Post-investment, the following principal adverse impacts on sustainability factors are taken into account:

- Via the application of the voting policy, the following PAIs are considered:
 - All indicators related to GHG emissions (PAI 1-6, Table 1)
 - Indicators related to social and employee matters (PAI 10-13, Table 1; PAI 5-8, Table 3)
- Via Robeco's entity engagement program, the following PAIs are considered:

Principal adverse impacts are the most significant negative impacts of investment decisions on sustainability factors relating to environmental, social and employee matters, respect for human rights, anti-corruption and anti-bribery matters.

- All indicators related to Climate and other environment-related indicators (PAI 1-9, Table 1)
- Violations of the UN Global Compact Principles and Organisation for Economic Cooperation and Development (OECD) Guidelines for Multinational Enterprises (PAI 10, Table 1)
- In addition, based on a yearly review of Robeco's performance on all mandatory and selected voluntary indicators, holdings of the Sub-fund that cause adverse impact might be selected for engagement.

More information is available via Robeco's Principal Adverse Impact Statement, published on Robeco's website. The Sub-fund will periodically report how it has considered the principal adverse impacts of its investments in the Company's annual report, which will be made available each year on or before 30 April at the Sub-fund page highlighted in final section of this document.

No



What investment strategy does this financial product follow?

Robeco Sustainable Asian Stars Equities is an actively managed fund that invests in stocks of the most attractive companies in Asia. The selection of these stocks is based on fundamental analysis as described in the Investment policy strategy paragraph in Appendix I of this Prospectus. The strategy integrates sustainability indicators on a continuous basis as part of the stock selection process. Amongst others, the Sub-fund applies norms-based and activity-based exclusions, Robeco's good governance policy, Robeco's SDG framework and considers Principal Adverse Impacts in the investment process. More product-specific information can be found on our website and the links provided in the final question of this disclosure.

The investment strategy guides investment decisions based on factors such as investment objectives and risk tolerance.

What are the binding elements of the investment strategy used to select the investments to attain each of the environmental or social characteristics promoted by this financial product?

The Sub-fund has the following binding elements:

1. The Sub-fund's portfolio complies with Robeco's Exclusion Policy (<https://www.robeco.com/files/docm/docu-exclusion-policy.pdf>), that is based on exclusion criteria with regards to products and business practices that Robeco believes are detrimental to society and incompatible with sustainable investment strategies. This means that the Sub-fund has 0% exposure to excluded securities, taking into account a grace period. Information with regards to the effects of the exclusions on the Sub-fund's universe can be found at <https://www.robeco.com/files/docm/docu-exclusion-list.pdf>
2. The Sub-fund avoids investment in companies that are in breach of the ILO standards, UNGPs, UNGC or OECD Guidelines for Multinational Enterprises. Companies that breach the international norms will be excluded from the investment universe.
3. All equity holdings have a granted right to vote and Robeco exerts that right by voting according to Robeco's Proxy Voting Policy, unless impediments occur (e.g. share blocking or when not considered cost efficient). Robeco's Proxy Voting Policy can be found at <https://www.robeco.com/files/docm/docu-robeco-stewardship-policy.pdf>.
4. The Sub-fund's weighted carbon footprint score is 20% better than that of the General Market Index.
5. The Sub-fund's weighted average ESG score is better than that of the General Market Index.
6. Investments with an elevated sustainability risk are defined by Robeco as companies with an ESG Risk Rating of 40 and higher (the ESG Risk Rating is explained in the sustainability risk policy which can be accessed via <https://www.robeco.com/files/docm/docu-robeco-sustainability-risk-policy.pdf>). The Sub-fund is limited to a maximum exposure of 5% to investments with an elevated sustainability risk, based on the market weight in the portfolio taking into account regional differences and benchmark. Each investment with an ESG Risk rating of higher than 40 requires

separate approval by a dedicated committee of sustainable investment specialists, compliance and risk management that oversees the bottom-up sustainability analysis.

● **What is the committed minimum rate to reduce the scope of the investments considered prior to the application of that investment strategy?**

The Sub-fund does not commit to a minimum rate to reduce the scope of investments prior to the application of the investment strategy.

● **What is the policy to assess good governance practices of the investee companies?**

Robeco has a Good Governance policy to assess governance practices of companies. The policy describes how Robeco determines if and when a company does not follow good governance practices and is therefore excluded from the initial investment universe for Article 8 and 9 products. Robeco's Good Governance policy applies to the Sub-fund and tests on a set of governance criteria that reflect widely recognized industry established norms and include topics as employee relations, management structure, tax compliance and remuneration.

The Good Governance test consists of criteria on such topics that are examined for investee companies and further explained in Robeco's Good Governance policy <https://www.robeco.com/files/docm/docu-robeco-good-governance-policy.pdf>. Additionally, the companies that do not pass the good governance test are reflected in the exclusion list that can be accessed here - <https://www.robeco.com/files/docm/docu-exclusion-list.pdf>.

Good governance practices include sound management structures, employee relations, remuneration of staff and tax compliance.



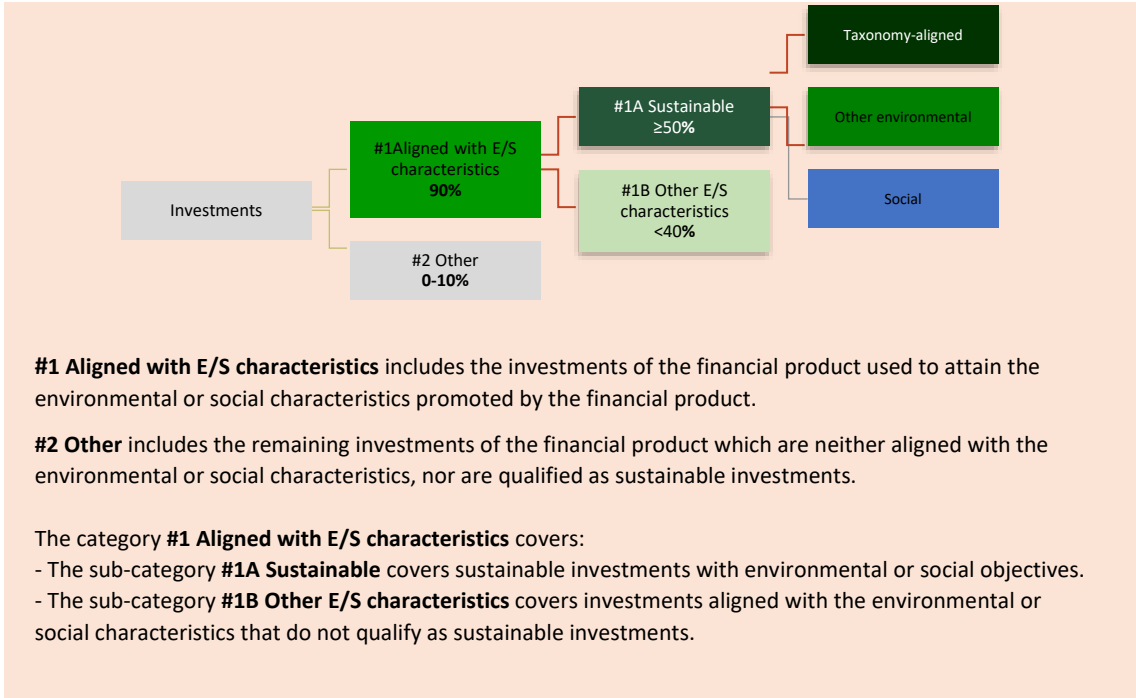
What is the asset allocation planned for this financial product?

At least 90% of the investments are aligned with the E/S characteristics of the Sub-fund. The Sub-fund plans to make a minimum of 50% sustainable investments, measured by positive scores via Robeco's SDG Framework. The investments in the category Other, estimated between 0-10%, are mostly in cash, cash equivalents and derivatives as further described below. The planned asset allocation is monitored continuously, and evaluated on a yearly basis.

Asset allocation describes the share of investments in specific assets.

Taxonomy-aligned activities are expressed as a share of:

- **turnover** reflecting the share of revenue from green activities of investee companies
- **capital expenditure** (CapEx) showing the green investments made by investee companies, e.g. for a transition to a green economy.
- **operational expenditure** (OpEx) reflecting green operational



activities of investee companies.

● **How does the use of derivatives attain the environmental or social characteristics promoted by the financial product?**

The Sub-fund does not make use of derivatives to attain the environmental or social characteristics promoted by the financial product. The Sub-fund may make use of derivatives for hedging, liquidity management and efficient portfolio management as well as investment purposes. Exchange traded and over-the-counter derivatives are permitted, including but not limited to futures, swaps, options and currency forwards. Whilst the Sub-fund may use derivatives both for investment purposes as well as for hedging and efficient portfolio management, it does not utilize derivatives for such purposes outside the intended share of investments allocated to the 'Other' category.

In case the Sub-fund uses derivatives, the underlying shall comply with the investment policy. Where relevant, minimum environmental or social safeguards are taken into account as described below.



● **To what minimum extent are sustainable investments with an environmental objective aligned with the EU Taxonomy?**

0%. The Sub-fund does not intend to make Taxonomy-aligned investments. It cannot be excluded that among the Sub-fund's holdings certain investments are Taxonomy aligned. The Sub-fund will report on Taxonomy-aligned investment in the periodic disclosures. In the future, once data-availability in relation to the EU Taxonomy will improve, Robeco might consider setting a target based on turnover or CAPEX. Robeco currently relies on third-party data, including data in relation to companies that do not disclose on the EU Taxonomy alignment of their activities. EU Taxonomy-alignment data is not yet subject to a review by third parties. The Sub-fund only makes investments in equity and therefore it does not have sovereign exposures. The expected level of alignment with and without sovereign bonds is the same.

● **Does the financial product invest in fossil gas and/or nuclear energy related activities that comply with the EU Taxonomy?⁴⁵**

Yes In fossil gas In nuclear energy

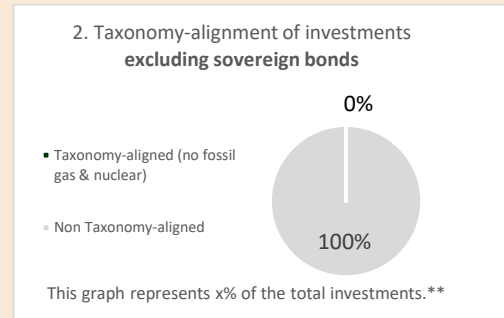
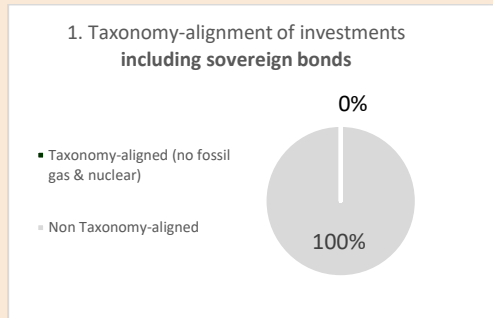
To comply with the EU Taxonomy, the criteria for **fossil gas** include limitations on emissions and switching to renewable power or low-carbon fuels by the end of 2035. For **nuclear energy**, the criteria include comprehensive safety and waste management rules.

Enabling activities directly enable other activities to make a substantial contribution to an environmental objective.

⁴⁵ Fossil gas and/or nuclear related activities will only comply with the EU Taxonomy where they contribute to limiting climate change ("climate change mitigation") and do not significantly harm any EU Taxonomy objective - see explanatory note in the left hand margin. The full criteria for fossil gas and nuclear energy economic activities that comply with the EU Taxonomy are laid down in Commission Delegated Regulation (EU) 2022/1214.

 No

The two graphs below show in green the minimum percentage of investments that are aligned with the EU Taxonomy. As there is no appropriate methodology to determine the Taxonomy-alignment of sovereign bonds*, the first graph shows the Taxonomy alignment in relation to all the investments of the financial product including sovereign bonds, while the second graph shows the Taxonomy alignment only in relation to the investments of the financial product other than sovereign bonds.



* For the purpose of these graphs, 'sovereign bonds' consist of all sovereign exposures

** As the investments are not Taxonomy-aligned, the exclusion of sovereign bonds has no impact on the graph and therefore no such percentage is shown here.

What is the minimum share of investments in transitional and enabling activities?

0%.



What is the minimum share of sustainable investments with an environmental objective that are not aligned with the EU Taxonomy?


The Sub-fund intends to make sustainable investments, measured as positive scores via Robeco's SDG Framework. Among those could be investments with environmental objectives that do not qualify as Taxonomy-aligned. The environmental objectives of the Sub-fund are attained by investing in companies that score positively on SDG 12 (Responsible consumption and production), SDG 13 (Climate action), SDG 14 (Life below water), and SDG 15 (Life on land) in Robeco's SDG Framework. While the sum of sustainable investments with an environmental objective and socially sustainable investments always adds up to the Sub-fund's minimum proportion of 50% sustainable investments, we do not commit to a minimum share of sustainable investments with an environmental objective because the Sub-fund's investment strategy does not have a specific environmental investment objective. Therefore, the minimum share of sustainable investments with an environmental objective is 0%.



What is the minimum share of socially sustainable investments?

The Sub-fund intends to make sustainable investments, measured as positive scores via Robeco's SDG Framework. Among those could be investments with social objectives. The social objectives of the Sub-fund are attained by investing in companies that score positively on SDG 1 (No poverty), SDG 2 (Zero hunger), SDG 3 (Good health and well-being), SDG 4 (Quality education), SDG 5 (Gender equality), SDG 6 (Clear water and sanitation), SDG 7 (Affordable and clean energy), SDG 8 (Decent work and economic growth), SDG 9 (Industry, innovation and infrastructure), SDG 10 (Reduced inequalities), SDG 11 (Sustainable cities and communities), SDG 16 (Peace, justice and strong institutions) and SDG 17 (Partnerships for the goals), in Robeco's SDG Framework. While the sum of socially sustainable investments and sustainable investments with an environmental objective always adds up to the Sub-fund's minimum proportion of sustainable investments, we do not commit to a minimum share of

Transitional activities are activities for which low-carbon alternatives are not yet available and among others have greenhouse gas emission levels corresponding to the best performance.

 are sustainable investments with an environmental objective that **do not take into account the criteria** for environmentally sustainable economic activities under the EU Taxonomy.

socially sustainable investments because the Sub-fund's investment strategy does not have a specific socially sustainable investment objective. Therefore, the minimum share of socially sustainable investments is 0%.



What investments are included under "#2 Other", what is their purpose and are there any minimum environmental or social safeguards?

The type of instruments included under "#2 Other" and their purpose are outlined in Annex I of this Prospectus under the header 'Financial instruments and investment restrictions'. They include cash, cash equivalents, as well as investment funds and eligible asset classes (other than bonds and equities) that do not specifically promote E/S characteristics. As indicated above, the Sub-fund does not make use of derivatives to attain the environmental or social characteristics promoted. The Sub-fund may make use of derivatives, which thus always fall under the category "#2 Other", for hedging, liquidity management and efficient portfolio management as well as investment purposes. Exchange traded and over-the-counter derivatives are permitted, including but not limited to futures, swaps, options and currency forwards. In case the Sub-fund uses derivatives, the underlying shall comply with the investment policy. Where relevant, minimum environmental or social safeguards are taken into account, by, for example, applying Robeco's Exclusion Policy for any single security derivative.



Is a specific index designated as a reference benchmark to determine whether this financial product is aligned with the environmental and/or social characteristics that it promotes?

Not applicable.

Reference benchmarks are indexes to measure whether the financial product attains the environmental or social characteristics that they promote.



Where can I find more product specific information online?

More product-specific information can be found on the website:

<https://www.robeco.com/en-int/products/funds/>

- Robeco's PAI Statement can be accessed via the following link:
<https://www.robeco.com/files/docm/docu-principal-adverse-impact-statement-summary-entity-level.pdf>
- Robeco's Good Governance test can be accessed via the following link:
<https://www.robeco.com/files/docm/docu-robeco-good-governance-policy.pdf>
- Robeco's SDG framework
<https://www.robeco.com/docm/docu-robeco-explanation-sdg-framework.pdf>
- Robeco's sustainability risk policy
<https://www.robeco.com/files/docm/docu-robeco-sustainability-risk-policy.pdf>

j) Robeco BP US Large Cap Equities

Pre-contractual disclosure for the financial products referred to in Article 8, paragraphs 1, 2 and 2a, of Regulation (EU) 2019/2088 and Article 6, first paragraph, of Regulation (EU) 2020/852

Product name: Robeco BP US Large Cap Equities

Legal entity identifier: 213800J0Q7MWBS9GH642

Environmental and/or social characteristics

Does this financial product have a sustainable investment objective?

Yes

 No

It will make a minimum of **sustainable investments with an environmental objective: ___%**

- in economic activities that qualify as environmentally sustainable under the EU Taxonomy
- in economic activities that do not qualify as environmentally sustainable under the EU Taxonomy

It will make a minimum of **sustainable investments with a social objective: ___%**

It **promotes Environmental/Social (E/S) characteristics** and while it does not have as its objective a sustainable investment, it will have a minimum proportion of 30% of sustainable investments

- with an environmental objective in economic activities that qualify as environmentally sustainable under the EU Taxonomy
- with an environmental objective in economic activities that do not qualify as environmentally sustainable under the EU Taxonomy
- with a social objective

It promotes E/S characteristics, but **will not make any sustainable investments**

Sustainable investment means an investment in an economic activity that contributes to an environmental or social objective, provided that the investment does not significantly harm any environmental or social objective and that the investee companies follow good governance practices.

The **EU Taxonomy** is a classification system laid down in Regulation (EU) 2020/852, establishing a list of **environmentally sustainable economic activities**. That Regulation does not include a list of socially sustainable economic activities. Sustainable investments with an environmental objective might be aligned with the Taxonomy or not.



Sustainability indicators measure how the environmental or social characteristics promoted by the financial product are attained.

What environmental and/or social characteristics are promoted by this financial product?

The Sub-fund has the following E/S characteristics:

1. The Sub-fund promotes certain minimum environmental and social safeguards through applying exclusion criteria with regards to products and business practices that Robeco believes are detrimental to society and incompatible with sustainable investment strategies, such as exposure to controversial behaviour, controversial weapons, and fossil fuels.
2. The Sub-fund promotes adherence to and conducting business activities in accordance with the United Nations Universal Declaration of Human Rights, the International Labor Organization's (ILO) labor standards, the United Nations Guiding Principles for Business and Human Rights (UNGPs), the United Nations Global Compact (UNGC) and the OECD Guidelines for Multinational Enterprises, by scrutinizing companies that violate these principles.
3. The Sub-fund promotes good governance and sustainable corporate practices through proxy voting, which contributes to long-term shareholder value creation. This includes taking an active stance on social and environmental topics through Robeco's proxy voting policy.
4. The Sub-fund limits investing in companies with an elevated sustainability risk based on ESG risk scores whereas all such investments require separate approval of a dedicated committee that oversees that all investments are substantiated and eligible based on a fundamental review on the sustainability risk.
5. The Sub-fund promotes having a lower carbon footprint than the general market index referred to in Appendix VI – Benchmarks (the "General Market Index").

There is no reference benchmark designated for the purpose of attaining the environmental or social characteristics promoted by the Sub-fund.

What sustainability indicators are used to measure the attainment of each of the environmental or social characteristics promoted by this financial product?

The Sub-fund has the following sustainability indicators:

1. The % of investments in securities that are on Robeco's Exclusion list as result of the application of Robeco's Exclusion Policy.
2. The number of companies that are in violation of the ILO standards, UNGPs, UNGC or OECD Guidelines for Multinational Enterprises and hence are a part of the Enhanced Engagement program.
3. The number of holdings and agenda items voted.
4. The % of holdings with an elevated sustainability risk profile.
5. The weighted carbon footprint score of the Sub-fund compared to the General Market Index.

What are the objectives of the sustainable investments that the financial product partially intends to make and how does the sustainable investment contribute to such objectives?

The sustainable investments aim to contribute to the UN Sustainable Development Goals ("SDGs"), that have both social and environmental objectives. These are 17 goals that are globally recognised and include environmental goals such as climate action, clean water, life on land and water and social goals such as zero hunger, gender equality, education, etc. Robeco has developed a proprietary framework based on the UN SDGs through which an issuer's contribution to such SDGs is determined through a 3-step process. This process starts with a sector baseline on which a company's products are analysed to examine contribution to the society and environment. Further, the operational processes involved in creating such products is checked along with any controversies/litigation claims and remediation actions taken which are perused before a final SDG score is determined. The final score ranges between high negative (-3) to high positive (+3) and only those issuers which achieve positive SDG scores (+1, +2 and +3) are regarded as Sustainable Investments.

● ***How do the sustainable investments that the financial product partially intends to make, not cause significant harm to any environmental or social sustainable investment objective?***

The sustainable investments do no significant harm to any environmental or social sustainable investment objective by considering a principal adverse impact and aligning with the OECD Guidelines for Multinational Enterprises and the UN Guiding Principles on Business and Human Rights. In addition, sustainable investments score positively on Robeco's SDG Framework, and therefore do not cause significant harm.

How have the indicators for adverse impacts on sustainability factors been taken into account?

Mandatory principal adverse impact indicators are considered through Robeco's SDG Framework, either directly or indirectly, when identifying sustainable investments for the Sub-fund. In addition, voluntary environmental and social indicators are taken into account, depending on their relevance for measuring impacts on the SDGs and the availability of data. A detailed description of the incorporation of principal adverse impacts is available via Robeco's Principal Adverse Impact Statement published on the Robeco website (<https://www.robeco.com/files/docm/docu-principal-adverse-impact-statement-summary-entity-level.pdf>). In this statement, Robeco sets out its approach to identifying and prioritizing principal adverse impacts, and how principal adverse impacts are considered as part of Robeco's investment due diligence process and procedures relating to research and analysis, exclusions and restrictions and/or voting and engagement. This description also explains how principal adverse impact indicators are considered by the SDG Framework.

How are the sustainable investments aligned with the OECD Guidelines for Multinational Enterprises and the UN Guiding Principles on Business and Human Rights? Details:

The sustainable investments are aligned with the OECD Guidelines for Multinational Enterprises and the UN Guiding Principles on Business and Human Rights via both Robeco's Exclusion Policy and Robeco's SDG Framework.

Robeco's Exclusion Policy includes an explanation of how Robeco acts in accordance with the International Labor Organization (ILO) standards, United Nations Guiding Principles (UNGPs), United Nations Global Compact (UNGC) Principles and the Organization for Economic Co-operation and Development (OECD) Guidelines for Multinational Enterprises and is guided by these international treaties to assess the behavior of companies. Robeco continuously screens its investments for breaches of these principles. In case of a breach, the company will be excluded or engaged with, and is not considered a sustainable investment.

Robeco's SDG Framework screens for breaches on these principles in the final step of the framework. In this step, Robeco checks whether the company concerned has been involved in any controversies. Involvement in any controversy will result in a negative SDG score for the company, meaning it is not a sustainable investment.

The EU Taxonomy sets out a "do not significant harm" principle by which Taxonomy-aligned investments should not significantly harm EU Taxonomy objectives and is accompanied by specific EU criteria.

The "do no significant harm" principle applies only to those investments underlying the financial product that take into account the EU criteria for environmentally sustainable economic activities. The investments underlying the remaining portion of this financial product do not take into account the EU criteria for environmentally sustainable economic activities.

Any other sustainable investments must also not significantly harm any environmental or social objectives.



Does this financial product consider principal adverse impacts on sustainability factors?

Yes, _____

The Sub-fund considers principal adverse impacts on sustainability factors as referred to in Annex I of the SFDR Delegated Act.

Pre-investment, the following principal adverse impacts on sustainability factors are considered:

- Via the applied normative and activity-based exclusions, the following PAIs are considered:
 - Exposure to companies active in the fossil fuel sector (PAI 4, Table 1)
 - Violations of the UN Global Compact Principles and Organisation for Economic Cooperation and Development (OECD) Guidelines for Multinational Enterprises (PAI 10, Table 1)
 - Activities negatively affecting biodiversity-sensitive areas (PAI 7, Table 1). The consideration of this PAI is currently restricted to applying exclusions to palm oil producing companies and for any breaches to the UNGC, UNGP and OECD Guidelines for Multinational Enterprises in relation to biodiversity.
 - Exposure to controversial weapons (anti-personnel mines, cluster munitions, chemical weapons (PAI 14, Table 1)

Post-investment, the following principal adverse impacts on sustainability factors are taken into account:

- Via the application of the voting policy, the following PAIs are considered:
 - All indicators related to GHG emissions (PAI 1-6, Table 1)
 - Indicators related to social and employee matters (PAI 10-13, Table 1; PAI 5-8, Table 3)
- Via Robeco's entity engagement program, the following PAIs are considered:
 - All indicators related to Climate and other environment-related indicators (PAI 1-9, Table 1)
 - Violations of the UN Global Compact Principles and Organisation for Economic Cooperation and Development (OECD) Guidelines for Multinational Enterprises (PAI 10, Table 1). On an ongoing basis, the investment universe is scanned for controversial behavior in relation to the aforementioned principles and guidelines.

Principal adverse impacts are the most significant negative impacts of investment decisions on sustainability factors relating to environmental, social and employee matters, respect for human rights, anti-corruption and anti-bribery matters.

- In addition, based on a yearly review of Robeco's performance on all mandatory and selected voluntary indicators, holdings of the Sub-fund that cause adverse impact might be selected for engagement.

More information is available via Robeco's Principal Adverse Impact Statement, published on Robeco's website. The Sub-fund will periodically report how it has considered the principal adverse impacts of its investments in the Company's annual report, which will be made available each year on or before 30 April at the Sub-fund page highlighted in final section of this document.

No



What investment strategy does this financial product follow?

Robeco BP US Large Cap Equities is an actively managed fund that invests in large-cap stocks in the United States. The selection of these stocks is based on fundamental analysis as described in the Investment policy strategy paragraph in Appendix I of this Prospectus. The strategy integrates sustainability indicators on a continuous basis as part of the stock selection process. Amongst others, the Sub-fund applies norms-based and activity-based exclusions, Robeco's good governance policy, Robeco's SDG framework and considers Principal Adverse Impacts in the investment process. More product-specific information can be found on our website and the links provided in the final question of this disclosure.

What are the binding elements of the investment strategy used to select the investments to attain each of the environmental or social characteristics promoted by this financial product?

The Sub-fund has the following binding elements:

1. The Sub-fund's portfolio complies with Robeco's Exclusion Policy (<https://www.robeco.com/files/docm/docu-exclusion-policy.pdf>) that is based on exclusion criteria with regards to products and business practices that Robeco believes are detrimental to society and incompatible with sustainable investment strategies. This means that the Sub-fund has 0% exposure to excluded securities, taking into account a grace period. Information with regards to the effects of the exclusions on the Sub-fund's universe can be found at <https://www.robeco.com/files/docm/docu-exclusion-list.pdf>.
2. The Sub-fund scrutinizes investment in companies that are in breach of the ILO standards, UNGPs, UNGC or OECD Guidelines for Multinational Enterprises. If a company in the portfolio breaches one of the international guidelines during the investment period, the company will become part of the Enhanced Engagement program.
3. All equity holdings have a granted right to vote and Robeco exerts that right by voting according to Robeco's Proxy Voting Policy, unless impediments occur (e.g. share blocking or when not considered cost efficient). Robeco's Proxy Voting Policy can be found at <https://www.robeco.com/files/docm/docu-robeco-stewardship-policy.pdf>.
4. Investments with an elevated sustainability risk are defined by Robeco as companies with an ESG Risk Rating of 40 and higher (the ESG Risk Rating is explained in the sustainability risk policy which can be accessed via <https://www.robeco.com/files/docm/docu-robeco-sustainability-risk-policy.pdf>). The Sub-fund is limited to a maximum exposure of 3% to investments with an elevated sustainability risk, based on the market weight in the portfolio taking into account regional differences and benchmark. Each investment with an ESG Risk rating of higher than 40 requires separate approval by a dedicated committee of sustainable investment specialists, compliance and risk management that oversees the bottom-up sustainability analysis.
5. The Sub-fund's weighted carbon footprint score is better than that of the General Market Index.

The investment strategy guides investment decisions based on factors such as investment objectives and risk tolerance.

● **What is the committed minimum rate to reduce the scope of the investments considered prior to the application of that investment strategy?**

The Sub-fund does not commit to a minimum rate to reduce the scope of investments prior to the application of the investment strategy.

● **What is the policy to assess good governance practices of the investee companies?**

Robeco has a Good Governance policy to assess governance practices of companies. The policy describes how Robeco determines if and when a company does not follow good governance practices and is therefore excluded from the initial investment universe for Article 8 and 9 products. Robeco's Good Governance policy applies to the Sub-fund and tests on a set of governance criteria that reflect widely recognized industry established norms and include topics as employee relations, management structure, tax compliance and remuneration.

The Good Governance test consists of criteria on such topics that are examined for investee companies and further explained in Robeco's Good Governance policy <https://www.robeco.com/files/docm/docu-robeco-good-governance-policy.pdf>. Additionally, the companies that do not pass the good governance test are reflected in the exclusion list that can be accessed here - <https://www.robeco.com/files/docm/docu-exclusion-list.pdf>.

Good governance practices include sound management structures, employee relations, remuneration of staff and tax compliance.



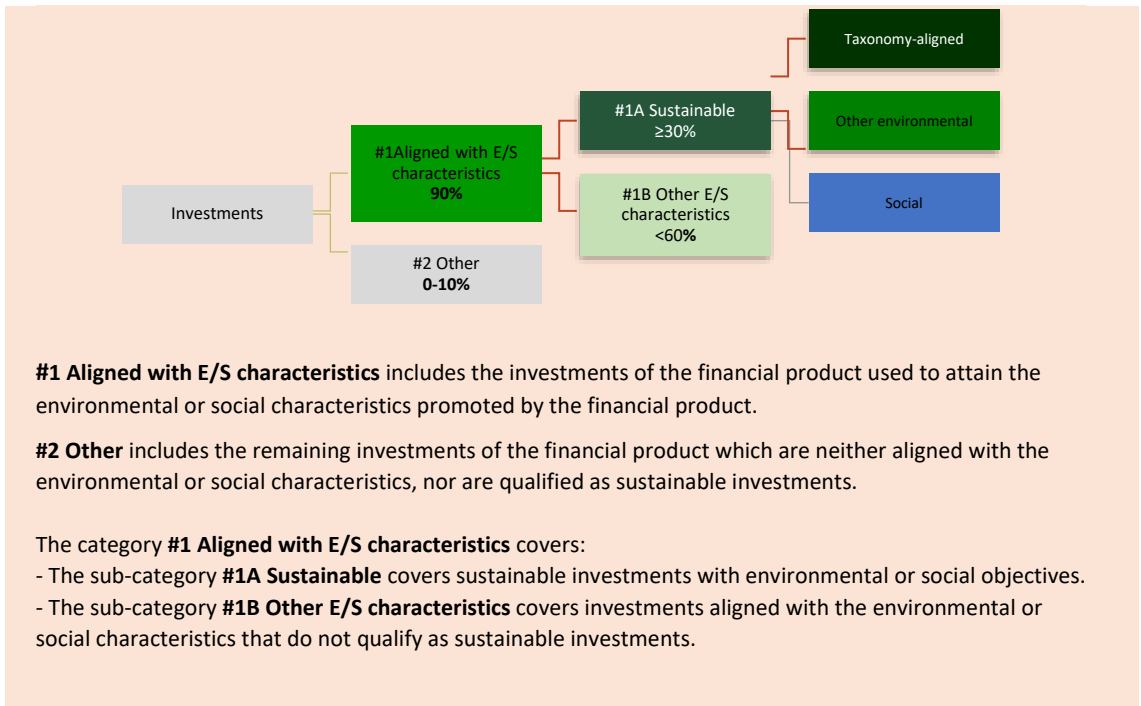
What is the asset allocation planned for this financial product?

At least 90% of the investments are aligned with the E/S characteristics of the Sub-fund. The Sub-fund plans to make a minimum of 30% sustainable investments, measured by positive scores via Robeco's SDG Framework. The investments in the category Other, estimated between 0-10%, are mostly in cash, cash equivalents and derivatives as further described below. The planned asset allocation is monitored continuously, and evaluated on a yearly basis.

Asset allocation describes the share of investments in specific assets.

Taxonomy-aligned activities are expressed as a share of:

- **turnover** reflecting the share of revenue from green activities of investee companies
- **capital expenditure (CapEx)** showing the green investments made by investee companies, e.g. for a transition to a green economy.
- **operational expenditure (OpEx)** reflecting green operational



activities of investee companies.

● **How does the use of derivatives attain the environmental or social characteristics promoted by the financial product?**

The Sub-fund does not make use of derivatives to attain the environmental or social characteristics promoted by the financial product. The Sub-fund may make use of derivatives for hedging, liquidity management and efficient portfolio management as well as investment purposes. Exchange traded and over-the-counter derivatives are permitted, including but not limited to futures, swaps, options and currency forwards. Whilst the Sub-fund may use derivatives both for investment purposes as well as for hedging and efficient portfolio management, it does not utilize derivatives for such purposes outside the intended share of investments allocated to the 'Other' category.

In case the Sub-fund uses derivatives, the underlying shall comply with the investment policy. Where relevant, minimum environmental or social safeguards are taken into account as described below.



● **To what minimum extent are sustainable investments with an environmental objective aligned with the EU Taxonomy?**

0%. The Sub-fund does not intend to make Taxonomy-aligned investments. It cannot be excluded that among the Sub-fund's holdings certain investments are Taxonomy aligned. The Sub-fund will report on Taxonomy-aligned investment in the periodic disclosures. In the future, once data-availability in relation to the EU Taxonomy will improve, Robeco might consider setting a target based on turnover or CAPEX. Robeco currently relies on third-party data, including data in relation to companies that do not disclose on the EU Taxonomy alignment of their activities. EU Taxonomy-alignment data is not yet subject to a review by third parties. The Sub-fund only makes investments in equity and therefore it does not have sovereign exposures. The expected level of alignment with and without sovereign bonds is the same.

To comply with the EU Taxonomy, the criteria for **fossil gas** include limitations on emissions and switching to renewable power or low-carbon fuels by the end of 2035. For **nuclear energy**,

● **Does the financial product invest in fossil gas and/or nuclear energy related activities that comply with the EU Taxonomy?⁴⁶**

- Yes
 - In fossil gas
 - In nuclear energy
- No

⁴⁶ Fossil gas and/or nuclear related activities will only comply with the EU Taxonomy where they contribute to limiting climate change ("climate change mitigation") and do not significantly harm any EU Taxonomy objective - see explanatory note in the left hand margin. The full criteria for fossil gas and nuclear energy economic activities that comply with the EU Taxonomy are laid down in Commission Delegated Regulation (EU) 2022/1214.

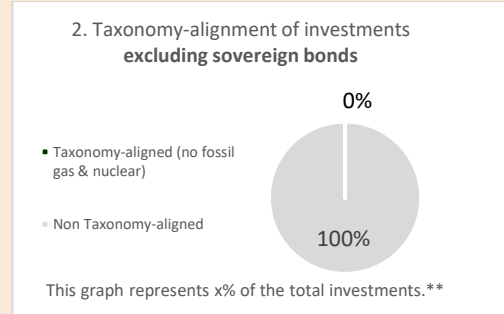
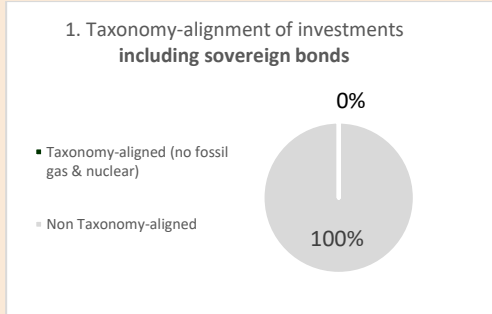
the criteria include comprehensive safety and waste management rules.

Enabling activities directly enable other activities to make a substantial contribution to an environmental objective.

Transitional activities are activities for which low-carbon alternatives are not yet available and among others have greenhouse gas emission levels corresponding to the best performance.

 are sustainable investments with an environmental objective that **do not take into account the criteria** for environmentally sustainable economic activities under the EU Taxonomy.

The two graphs below show in green the minimum percentage of investments that are aligned with the EU Taxonomy. As there is no appropriate methodology to determine the Taxonomy-alignment of sovereign bonds*, the first graph shows the Taxonomy alignment in relation to all the investments of the financial product including sovereign bonds, while the second graph shows the Taxonomy alignment only in relation to the investments of the financial product other than sovereign bonds.



* For the purpose of these graphs, 'sovereign bonds' consist of all sovereign exposures

** As the investments are not Taxonomy-aligned, the exclusion of sovereign bonds has no impact on the graph and therefore no such percentage is shown here.

 **What is the minimum share of investments in transitional and enabling activities?**

0%.



What is the minimum share of sustainable investments with an environmental objective that are not aligned with the EU Taxonomy?

The Sub-fund intends to make sustainable investments, measured as positive scores via Robeco's SDG Framework. Among those could be investments with environmental objectives that do not qualify as Taxonomy-aligned. The environmental objectives of the Sub-fund are attained by investing in companies that score positively on SDG 12 (Responsible consumption and production), SDG 13 (Climate action), SDG 14 (Life below water), and SDG 15 (Life on land) in Robeco's SDG Framework. While the sum of sustainable investments with an environmental objective and socially sustainable investments always adds up to the Sub-fund's minimum proportion of 30% sustainable investments, we do not commit to a minimum share of sustainable investments with an environmental objective because the Sub-fund's investment strategy does not have a specific environmental investment objective. Therefore, the minimum share of sustainable investments with an environmental objective is 0%.



What is the minimum share of socially sustainable investments?

The Sub-fund intends to make sustainable investments, measured as positive scores via Robeco's SDG Framework. Among those could be investments with social objectives. The social objectives of the Sub-fund are attained by investing in companies that score positively on SDG 1 (No poverty), SDG 2 (Zero hunger), SDG 3 (Good health and well-being), SDG 4 (Quality education), SDG 5 (Gender equality), SDG 6 (Clear water and sanitation), SDG 7 (Affordable and clean energy), SDG 8 (Decent work and economic growth), SDG 9 (Industry, innovation and infrastructure), SDG 10 (Reduced inequalities), SDG 11 (Sustainable cities and communities), SDG 16 (Peace, justice and strong institutions) and SDG 17 (Partnerships for the goals), in Robeco's SDG Framework. While the sum of socially sustainable investments and sustainable investments with an environmental objective always adds up to the Sub-fund's minimum proportion of sustainable investments, we do not commit to a minimum share of socially sustainable investments because the Sub-fund's investment strategy does not have a specific socially sustainable investment objective. Therefore, the minimum share of socially sustainable investments is 0%.



What investments are included under "#2 Other", what is their purpose and are there any minimum environmental or social safeguards?

The type of instruments included under "#2 Other" and their purpose are outlined in Annex I of this Prospectus under the header 'Financial instruments and investment restrictions'. They include cash, cash equivalents, as well as investment funds and eligible asset classes (other than bonds and equities) that do not specifically promote E/S characteristics. As indicated above, the Sub-fund does not make use of derivatives to attain the environmental or social characteristics promoted. The Sub-fund may make use of derivatives, which thus always fall under the category "#2 Other", for hedging, liquidity management and efficient portfolio management as well as investment purposes. Exchange traded and over-the-counter derivatives are permitted, including but not limited to futures, swaps, options and currency forwards. In case the Sub-fund uses derivatives, the underlying shall comply with the investment policy. Where relevant, minimum environmental or social safeguards are taken into account, by, for example, applying Robeco's Exclusion Policy for any single security derivative.



Is a specific index designated as a reference benchmark to determine whether this financial product is aligned with the environmental and/or social characteristics that it promotes?

Not applicable.

Reference benchmarks are indexes to measure whether the financial product attains the environmental or social characteristics that they promote.



Where can I find more product specific information online?

More product-specific information can be found on the website:

<https://www.robeco.com/en-int/products/funds/>

- Robeco's PAI Statement can be accessed via the following link:
<https://www.robeco.com/files/docm/docu-principal-adverse-impact-statement-summary-entity-level.pdf>
- Robeco's Good Governance test can be accessed via the following link:
<https://www.robeco.com/files/docm/docu-robeco-good-governance-policy.pdf>
- Robeco's SDG framework
<https://www.robeco.com/docm/docu-robeco-explanation-sdg-framework.pdf>
- Robeco's sustainability risk policy
<https://www.robeco.com/files/docm/docu-robeco-sustainability-risk-policy.pdf>

k) Robeco BP US Select Opportunities Equities

Pre-contractual disclosure for the financial products referred to in Article 8, paragraphs 1, 2 and 2a, of Regulation (EU) 2019/2088 and Article 6, first paragraph, of Regulation (EU) 2020/852

Product name: Robeco BP US Select Opportunities Equities

Legal entity identifier: 213800YIJJ667CDPK983

Environmental and/or social characteristics

Does this financial product have a sustainable investment objective?

Yes

No

It will make a minimum of **sustainable investments with an environmental objective: ___%**

- in economic activities that qualify as environmentally sustainable under the EU Taxonomy
- in economic activities that do not qualify as environmentally sustainable under the EU Taxonomy

It will make a minimum of **sustainable investments with a social objective: ___%**

It **promotes Environmental/Social (E/S) characteristics** and while it does not have as its objective a sustainable investment, it will have a minimum proportion of 30% of sustainable investments

- with an environmental objective in economic activities that qualify as environmentally sustainable under the EU Taxonomy
- with an environmental objective in economic activities that do not qualify as environmentally sustainable under the EU Taxonomy
- with a social objective

It promotes E/S characteristics, but **will not make any sustainable investments**

Sustainable investment means an investment in an economic activity that contributes to an environmental or social objective, provided that the investment does not significantly harm any environmental or social objective and that the investee companies follow good governance practices.

The **EU Taxonomy** is a classification system laid down in Regulation (EU) 2020/852, establishing a list of **environmentally sustainable economic activities**. That Regulation does not include a list of socially sustainable economic activities. Sustainable investments with an environmental objective might be aligned with the Taxonomy or not.



What environmental and/or social characteristics are promoted by this financial product?

The Sub-fund has the following E/S characteristics:

1. The Sub-fund promotes certain minimum environmental and social safeguards through applying exclusion criteria with regards to products and business practices that Robeco believes are detrimental to society and incompatible with sustainable investment strategies, such as exposure to controversial behaviour, controversial weapons, and fossil fuels.
2. The Sub-fund promotes adherence to and conducting business activities in accordance with the United Nations Universal Declaration of Human Rights, the International Labor Organization's (ILO) labor standards, the United Nations Guiding Principles for Business and Human Rights (UNGPs), the United Nations Global Compact (UNGC) and the OECD Guidelines for Multinational Enterprises, by scrutinizing companies that violate these principles.
3. The Sub-fund promotes good governance and sustainable corporate practices through proxy voting, which contributes to long-term shareholder value creation. This includes taking an active stance on social and environmental topics through Robeco's proxy voting policy.
4. The Sub-fund limits investing in companies with an elevated sustainability risk based on ESG risk scores whereas all such investments require separate approval of a dedicated committee that oversees that all investments are substantiated and eligible based on a fundamental review on the sustainability risk.
5. The Sub-fund promotes having a lower carbon footprint than the General Market Index.

There is no reference benchmark designated for the purpose of attaining the environmental or social characteristics promoted by the Sub-fund.

What sustainability indicators are used to measure the attainment of each of the environmental or social characteristics promoted by this financial product?

The Sub-fund has the following sustainability indicators:

1. The % of investments in securities that are on Robeco's Exclusion list as result of the application of Robeco's Exclusion Policy.
2. The number of companies that are in violation of the ILO standards, UNGPs, UNGC or OECD Guidelines for Multinational Enterprises and hence are a part of the Enhanced Engagement program.
3. The number of holdings and agenda items voted.
4. The % of holdings with an elevated sustainability risk profile.
5. The weighted carbon footprint score of the Sub-fund compared to the General Market Index.

What are the objectives of the sustainable investments that the financial product partially intends to make and how does the sustainable investment contribute to such objectives?

The sustainable investments aim to contribute to the UN Sustainable Development Goals ("SDGs"), that have both social and environmental objectives. These are 17 goals that are globally recognised and include environmental goals such as climate action, clean water, life on land and water and social goals such as zero hunger, gender equality, education, etc. Robeco has developed a proprietary framework based on the UN SDGs through which an issuer's contribution to such SDGs is determined through a 3-step process. This process starts with a sector baseline on which a company's products are analysed to examine contribution to the society and environment. Further, the operational processes involved in creating such products is checked along with any controversies/litigation claims and remediation actions taken which are perused before a final SDG score is determined. The final score ranges between high negative (-3) to high positive (+3) and only those issuers which achieve positive SDG scores (+1, +2 and +3) are regarded as Sustainable Investments.

Sustainability indicators measure how the environmental or social characteristics promoted by the financial product are attained.

● ***How do the sustainable investments that the financial product partially intends to make, not cause significant harm to any environmental or social sustainable investment objective?***

The sustainable investments do no significant harm to any environmental or social sustainable investment objective by considering a principal adverse impact and aligning with the OECD Guidelines for Multinational Enterprises and the UN Guiding Principles on Business and Human Rights. In addition, sustainable investments score positively on Robeco's SDG Framework, and therefore do not cause significant harm.

How have the indicators for adverse impacts on sustainability factors been taken into account?

Mandatory principal adverse impact indicators are considered through Robeco's SDG Framework, either directly or indirectly, when identifying sustainable investments for the Sub-fund. In addition, voluntary environmental and social indicators are taken into account, depending on their relevance for measuring impacts on the SDGs and the availability of data. A detailed description of the incorporation of principal adverse impacts is available via Robeco's Principal Adverse Impact Statement published on the Robeco website (<https://www.robeco.com/files/docm/docu-principal-adverse-impact-statement-summary-entity-level.pdf>). In this statement, Robeco sets out its approach to identifying and prioritizing principal adverse impacts, and how principal adverse impacts are considered as part of Robeco's investment due diligence process and procedures relating to research and analysis, exclusions and restrictions and/or voting and engagement. This description also explains how principal adverse impact indicators are considered by the SDG Framework.

How are the sustainable investments aligned with the OECD Guidelines for Multinational Enterprises and the UN Guiding Principles on Business and Human Rights? Details:

The sustainable investments are aligned with the OECD Guidelines for Multinational Enterprises and the UN Guiding Principles on Business and Human Rights via both Robeco's Exclusion Policy and Robeco's SDG Framework.

Robeco's Exclusion Policy includes an explanation of how Robeco acts in accordance with the International Labor Organization (ILO) standards, United Nations Guiding Principles (UNGPs), United Nations Global Compact (UNGC) Principles and the Organization for Economic Co-operation and Development (OECD) Guidelines for Multinational Enterprises and is guided by these international treaties to assess the behavior of companies. Robeco continuously screens its investments for breaches of these principles. In case of a breach, the company will be excluded or engaged with, and is not considered a sustainable investment.

Robeco's SDG Framework screens for breaches on these principles in the final step of the framework. In this step, Robeco checks whether the company concerned has been involved in any controversies. Involvement in any controversy will result in a negative SDG score for the company, meaning it is not a sustainable investment.

The EU Taxonomy sets out a "do not significant harm" principle by which Taxonomy-aligned investments should not significantly harm EU Taxonomy objectives and is accompanied by specific EU criteria.

The "do no significant harm" principle applies only to those investments underlying the financial product that take into account the EU criteria for environmentally sustainable economic activities. The investments underlying the remaining portion of this financial product do not take into account the EU criteria for environmentally sustainable economic activities.

Any other sustainable investments must also not significantly harm any environmental or social objectives.



Does this financial product consider principal adverse impacts on sustainability factors?

Yes, _____

The Sub-fund considers principal adverse impacts on sustainability factors as referred to in Annex I of the SFDR Delegated Act.

Pre-investment, the following principal adverse impacts on sustainability factors are considered:

- Via the applied normative and activity-based exclusions, the following PAIs are considered:
 - Exposure to companies active in the fossil fuel sector (PAI 4, Table 1)
 - Violations of the UN Global Compact Principles and Organisation for Economic Cooperation and Development (OECD) Guidelines for Multinational Enterprises (PAI 10, Table 1)
 - Activities negatively affecting biodiversity-sensitive areas (PAI 7, Table 1). The consideration of this PAI is currently restricted to applying exclusions to palm oil producing companies and for any breaches to the UNGC, UNGP and OECD Guidelines for Multinational Enterprises in relation to biodiversity.
 - Exposure to controversial weapons (anti-personnel mines, cluster munitions, chemical weapons (PAI 14, Table 1)

Post-investment, the following principal adverse impacts on sustainability factors are taken into account:

- Via the application of the voting policy, the following PAIs are considered:
 - All indicators related to GHG emissions (PAI 1-6, Table 1)
 - Indicators related to social and employee matters (PAI 10-13, Table 1; PAI 5-8, Table 3)
- Via Robeco's entity engagement program, the following PAIs are considered:
 - All indicators related to Climate and other environment-related indicators (PAI 1-9, Table 1)
 - Violations of the UN Global Compact Principles and Organisation for Economic Cooperation and Development (OECD) Guidelines for Multinational Enterprises (PAI 10, Table 1). On an ongoing basis, the investment universe is scanned for controversial behavior in relation to the aforementioned principles and guidelines.

Principal adverse impacts are the most significant negative impacts of investment decisions on sustainability factors relating to environmental, social and employee matters, respect for human rights, anti-corruption and anti-bribery matters.

- In addition, based on a yearly review of Robeco's performance on all mandatory and selected voluntary indicators, holdings of the Sub-fund that cause adverse impact might be selected for engagement.

More information is available via Robeco's Principal Adverse Impact Statement, published on Robeco's website. The Sub-fund will periodically report how it has considered the principal adverse impacts of its investments in the Company's annual report, which will be made available each year on or before 30 April at the Sub-fund page highlighted in final section of this document.

No



What investment strategy does this financial product follow?

Robeco BP US Select Opportunities Equities is an actively managed fund that invests in mid-cap stocks in the United States. The selection of these stocks is based on fundamental analysis as described in the Investment policy strategy paragraph in Appendix I of this Prospectus. The strategy integrates sustainability indicators on a continuous basis as part of the stock selection process. Amongst others, the Sub-fund applies norms-based and activity-based exclusions, Robeco's good governance policy, Robeco's SDG framework and considers Principal Adverse Impacts in the investment process. More product-specific information can be found on our website and the links provided in the final question of this disclosure.

The investment strategy guides investment decisions based on factors such as investment objectives and risk tolerance.

What are the binding elements of the investment strategy used to select the investments to attain each of the environmental or social characteristics promoted by this financial product?

The Sub-fund has the following binding elements:

1. The Sub-fund's portfolio complies with Robeco's Exclusion Policy (<https://www.robeco.com/files/docm/docu-exclusion-policy.pdf>) that is based on exclusion criteria with regards to products and business practices that Robeco believes are detrimental to society and incompatible with sustainable investment strategies. This means that the Sub-fund has 0% exposure to excluded securities, taking into account a grace period. Information with regards to the effects of the exclusions on the Sub-fund's universe can be found at <https://www.robeco.com/files/docm/docu-exclusion-list.pdf>.
2. The Sub-fund scrutinizes investment in companies that are in breach of the ILO standards, UNGPs, UNGC or OECD Guidelines for Multinational Enterprises. If a company in the portfolio breaches one of the international guidelines during the investment period, the company will become part of the Enhanced Engagement program.
3. All equity holdings have a granted right to vote and Robeco exerts that right by voting according to Robeco's Proxy Voting Policy, unless impediments occur (e.g. share blocking or when not considered cost efficient). Robeco's Proxy Voting Policy can be found at <https://www.robeco.com/files/docm/docu-robeco-stewardship-policy.pdf>.
4. Investments with an elevated sustainability risk are defined by Robeco as companies with an ESG Risk Rating of 40 and higher (the ESG Risk Rating is explained in the sustainability risk policy which can be accessed via <https://www.robeco.com/files/docm/docu-robeco-sustainability-risk-policy.pdf>). The Sub-fund is limited to a maximum exposure of 3% to investments with an elevated sustainability risk, based on the market weight in the portfolio taking into account regional differences and benchmark. Each investment with an ESG Risk rating of higher than 40 requires separate approval by a dedicated committee of sustainable investment specialists, compliance and risk management that oversees the bottom-up sustainability analysis.
5. The Sub-fund's weighted carbon footprint is better than that of the General Market Index.

● **What is the committed minimum rate to reduce the scope of the investments considered prior to the application of that investment strategy?**

The Sub-fund does not commit to a minimum rate to reduce the scope of investments prior to the application of the investment strategy.

● **What is the policy to assess good governance practices of the investee companies?**

Robeco has a Good Governance policy to assess governance practices of companies. The policy describes how Robeco determines if and when a company does not follow good governance practices and is therefore excluded from the initial investment universe for Article 8 and 9 products. Robeco's Good Governance policy applies to the Sub-fund and tests on a set of governance criteria that reflect widely recognized industry established norms and include topics as employee relations, management structure, tax compliance and remuneration.

The Good Governance test consists of criteria on such topics that are examined for investee companies and further explained in Robeco's Good Governance policy <https://www.robeco.com/files/docm/docu-robeco-good-governance-policy.pdf>. Additionally, the companies that do not pass the good governance test are reflected in the exclusion list that can be accessed here - <https://www.robeco.com/files/docm/docu-exclusion-list.pdf>.

Good governance practices include sound management structures, employee relations, remuneration of staff and tax compliance.



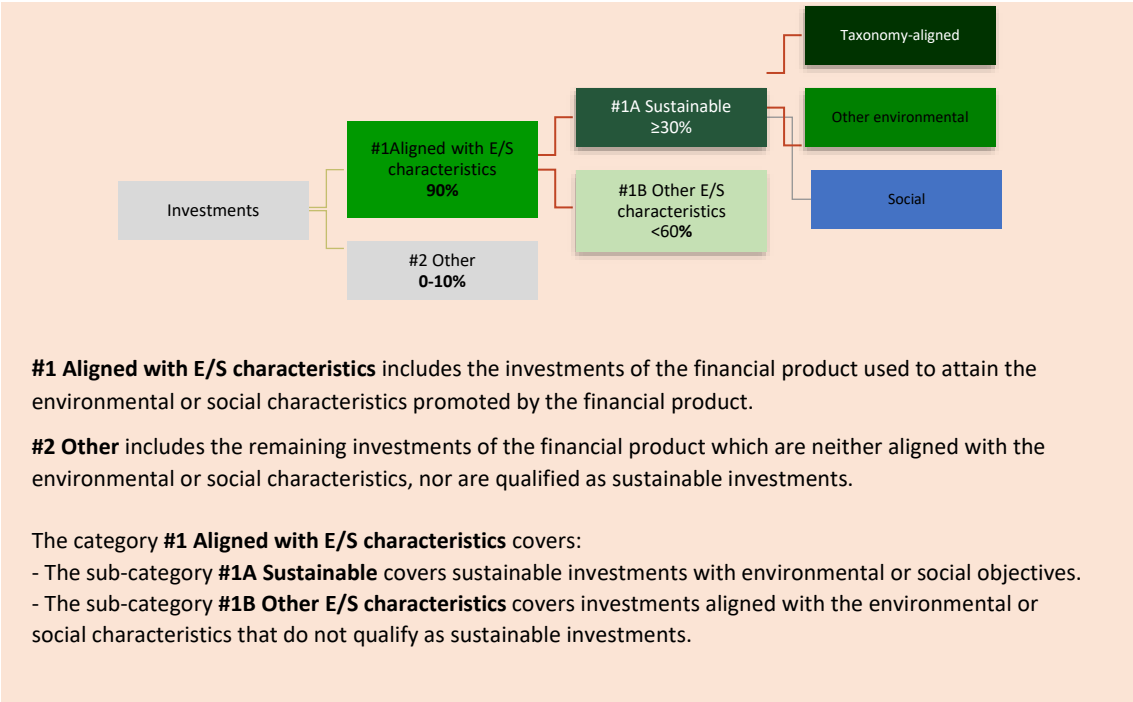
What is the asset allocation planned for this financial product?

At least 90% of the investments are aligned with the E/S characteristics of the Sub-fund. The Sub-fund plans to make a minimum of 30% sustainable investments, measured by positive scores via Robeco's SDG Framework. The investments in the category Other, estimated between 0-10%, are mostly in cash, cash equivalents and derivatives as further described below. The planned asset allocation is monitored continuously, and evaluated on a yearly basis.

Asset allocation describes the share of investments in specific assets.

Taxonomy-aligned activities are expressed as a share of:

- **turnover** reflecting the share of revenue from green activities of investee companies
- **capital expenditure** (CapEx) showing the green investments made by investee companies, e.g. for a transition to a green economy.
- **operational expenditure** (OpEx) reflecting green operational



activities of investee companies.

● **How does the use of derivatives attain the environmental or social characteristics promoted by the financial product?**

The Sub-fund does not make use of derivatives to attain the environmental or social characteristics promoted by the financial product. The Sub-fund may make use of derivatives for hedging, liquidity management and efficient portfolio management as well as investment purposes. Exchange traded and over-the-counter derivatives are permitted, including but not limited to futures, swaps, options and currency forwards. Whilst the Sub-fund may use derivatives both for investment purposes as well as for hedging and efficient portfolio management, it does not utilize derivatives for such purposes outside the intended share of investments allocated to the 'Other' category.

In case the Sub-fund uses derivatives, the underlying shall comply with the investment policy. Where relevant, minimum environmental or social safeguards are taken into account as described below.



● **To what minimum extent are sustainable investments with an environmental objective aligned with the EU Taxonomy?**

0%. The Sub-fund does not intend to make Taxonomy-aligned investments. It cannot be excluded that among the Sub-fund's holdings certain investments are Taxonomy aligned. The Sub-fund will report on Taxonomy-aligned investment in the periodic disclosures. In the future, once data-availability in relation to the EU Taxonomy will improve, Robeco might consider setting a target based on turnover or CAPEX. Robeco currently relies on third-party data, including data in relation to companies that do not disclose on the EU Taxonomy alignment of their activities. EU Taxonomy-alignment data is not yet subject to a review by third parties. The Sub-fund only makes investments in equity and therefore it does not have sovereign exposures. The expected level of alignment with and without sovereign bonds is the same.

To comply with the EU Taxonomy, the criteria for **fossil gas** include limitations on emissions and switching to renewable power or low-carbon fuels

● **Does the financial product invest in fossil gas and/or nuclear energy related activities that comply with the EU Taxonomy?⁴⁷**

- Yes
- In fossil gas In nuclear energy
- No

⁴⁷ Fossil gas and/or nuclear related activities will only comply with the EU Taxonomy where they contribute to limiting climate change ("climate change mitigation") and do not significantly harm any EU Taxonomy objective - see explanatory note in the left hand margin. The full criteria for fossil gas and nuclear energy economic activities that comply with the EU Taxonomy are laid down in Commission Delegated Regulation (EU) 2022/1214.

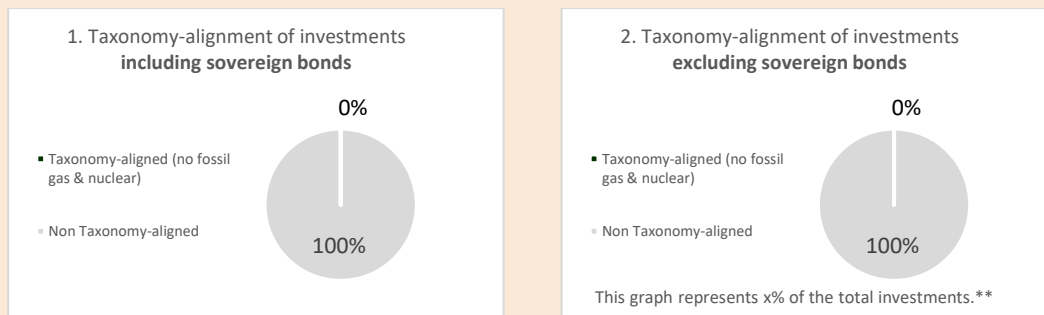
by the end of 2035. For nuclear energy, the criteria include comprehensive safety and waste management rules.

Enabling activities directly enable other activities to make a substantial contribution to an environmental objective.

Transitional activities are activities for which low-carbon alternatives are not yet available and among others have greenhouse gas emission levels corresponding to the best performance.

 are sustainable investments with an environmental objective that **do not take into account the criteria** for environmentally sustainable economic activities under the EU Taxonomy.

The two graphs below show in green the minimum percentage of investments that are aligned with the EU Taxonomy. As there is no appropriate methodology to determine the Taxonomy-alignment of sovereign bonds*, the first graph shows the Taxonomy alignment in relation to all the investments of the financial product including sovereign bonds, while the second graph shows the Taxonomy alignment only in relation to the investments of the financial product other than sovereign bonds.



* For the purpose of these graphs, 'sovereign bonds' consist of all sovereign exposures

** As the investments are not Taxonomy-aligned, the exclusion of sovereign bonds has no impact on the graph and therefore no such percentage is shown here.

 **What is the minimum share of investments in transitional and enabling activities?**

0%.



What is the minimum share of sustainable investments with an environmental objective that are not aligned with the EU Taxonomy?

The Sub-fund intends to make sustainable investments, measured as positive scores via Robeco's SDG Framework. Among those could be investments with environmental objectives that do not qualify as Taxonomy-aligned. The environmental objectives of the Sub-fund are attained by investing in companies that score positively on SDG 12 (Responsible consumption and production), SDG 13 (Climate action), SDG 14 (Life below water), and SDG 15 (Life on land) in Robeco's SDG Framework. While the sum of sustainable investments with an environmental objective and socially sustainable investments always adds up to the Sub-fund's minimum proportion of 30% sustainable investments, we do not commit to a minimum share of sustainable investments with an environmental objective because the Sub-fund's investment strategy does not have a specific environmental investment objective. Therefore, the minimum share of sustainable investments with an environmental objective is 0%.



What is the minimum share of socially sustainable investments?

The Sub-fund intends to make sustainable investments, measured as positive scores via Robeco's SDG Framework. Among those could be investments with social objectives. The social objectives of the Sub-fund are attained by investing in companies that score positively on SDG 1 (No poverty), SDG 2 (Zero hunger), SDG 3 (Good health and well-being), SDG 4 (Quality education), SDG 5 (Gender equality), SDG 6 (Clear water and sanitation), SDG 7 (Affordable and clean energy), SDG 8 (Decent work and economic growth), SDG 9 (Industry, innovation and infrastructure), SDG 10 (Reduced inequalities), SDG 11 (Sustainable cities and communities), SDG 16 (Peace, justice and strong institutions) and SDG 17 (Partnerships for the goals), in Robeco's SDG Framework. While the sum of socially sustainable investments and sustainable investments with an environmental objective always adds up to the Sub-fund's minimum proportion of sustainable investments, we do not commit to a minimum share of socially sustainable investments because the Sub-fund's investment strategy does not have a specific socially sustainable investment objective. Therefore, the minimum share of socially sustainable investments is 0%.



What investments are included under "#2 Other", what is their purpose and are there any minimum environmental or social safeguards?

The type of instruments included under "#2 Other" and their purpose are outlined in Annex I of this Prospectus under the header 'Financial instruments and investment restrictions'. They include cash, cash equivalents, as well as investment funds and eligible asset classes (other than bonds and equities) that do not specifically promote E/S characteristics. As indicated above, the Sub-fund does not make use of derivatives to attain the environmental or social characteristics promoted. The Sub-fund may make use of derivatives, which thus always fall under the category "#2 Other", for hedging, liquidity management and efficient portfolio management as well as investment purposes. Exchange traded and over-the-counter derivatives are permitted, including but not limited to futures, swaps, options and currency forwards. In case the Sub-fund uses derivatives, the underlying shall comply with the investment policy. Where relevant, minimum environmental or social safeguards are taken into account, by, for example, applying Robeco's Exclusion Policy for any single security derivative.



Is a specific index designated as a reference benchmark to determine whether this financial product is aligned with the environmental and/or social characteristics that it promotes?

Not applicable.

Reference benchmarks are indexes to measure whether the financial product attains the environmental or social characteristics that they promote.



Where can I find more product specific information online?

More product-specific information can be found on the website:

<https://www.robeco.com/en-int/products/funds/>

- Robeco's PAI Statement can be accessed via the following link:
<https://www.robeco.com/files/docm/docu-principal-adverse-impact-statement-summary-entity-level.pdf>
- Robeco's Good Governance test can be accessed via the following link:
<https://www.robeco.com/files/docm/docu-robeco-good-governance-policy.pdf>
- Robeco's SDG framework
<https://www.robeco.com/docm/docu-robeco-explanation-sdg-framework.pdf>
- Robeco's sustainability risk policy
<https://www.robeco.com/files/docm/docu-robeco-sustainability-risk-policy.pdf>

I) Robeco Chinese A-share Equities

Pre-contractual disclosure for the financial products referred to in Article 8, paragraphs 1, 2 and 2a, of Regulation (EU) 2019/2088 and Article 6, first paragraph, of Regulation (EU) 2020/852

Product name: Robeco Chinese A-share Equities

Legal entity identifier: 213800GE9C6GVRJ3AM62

Environmental and/or social characteristics

Does this financial product have a sustainable investment objective?

Yes

No

It will make a minimum of **sustainable investments with an environmental objective: ___%**

- in economic activities that qualify as environmentally sustainable under the EU Taxonomy
- in economic activities that do not qualify as environmentally sustainable under the EU Taxonomy

It will make a minimum of **sustainable investments with a social objective: ___%**

It **promotes Environmental/Social (E/S) characteristics** and while it does not have as its objective a sustainable investment, it will have a minimum proportion of 35% of sustainable investments

- with an environmental objective in economic activities that qualify as environmentally sustainable under the EU Taxonomy
- with an environmental objective in economic activities that do not qualify as environmentally sustainable under the EU Taxonomy
- with a social objective

It promotes E/S characteristics, but **will not make any sustainable investments**

Sustainable investment means an investment in an economic activity that contributes to an environmental or social objective, provided that the investment does not significantly harm any environmental or social objective and that the investee companies follow good governance practices.

The **EU Taxonomy** is a classification system laid down in Regulation (EU) 2020/852, establishing a list of **environmentally sustainable economic activities**. That Regulation does not include a list of socially sustainable economic activities. Sustainable investments with an environmental objective might be aligned with the Taxonomy or not.



Sustainability indicators measure how the environmental or social characteristics promoted by the financial product are attained.

What environmental and/or social characteristics are promoted by this financial product?

The Sub-fund has the following E/S characteristics:

1. The Sub-fund promotes certain minimum environmental and social safeguards through applying exclusion criteria with regards to products and business practices that Robeco believes are detrimental to society and incompatible with sustainable investment strategies, such as exposure to controversial behaviour, controversial weapons, and fossil fuels.
2. The Sub-fund promotes adherence to and conducting business activities in accordance with the United Nations Universal Declaration of Human Rights, the International Labor Organization's (ILO) labor standards, the United Nations Guiding Principles for Business and Human Rights (UNGPs), the United Nations Global Compact (UNGC) and the OECD Guidelines for Multinational Enterprises, by scrutinizing companies that violate these principles.
3. The Sub-fund promotes good governance and sustainable corporate practices through proxy voting, which contributes to long-term shareholder value creation. This includes taking an active stance on social and environmental topics through Robeco's proxy voting policy.
4. The Sub-fund limits investing in companies with an elevated sustainability risk based on ESG risk scores whereas all such investments require separate approval of a dedicated committee that oversees that all investments are substantiated and eligible based on a fundamental review on the sustainability risk.
5. The Sub-fund promotes having a lower carbon footprint than that of the general market index referred to in Appendix VI – Benchmarks (the "General Market Index").

There is no reference benchmark designated for the purpose of attaining the environmental or social characteristics promoted by the Sub-fund.

What sustainability indicators are used to measure the attainment of each of the environmental or social characteristics promoted by this financial product?

The Sub-fund has the following sustainability indicators:

1. The % of investments in securities that are on Robeco's Exclusion list as result of the application of Robeco's Exclusion Policy.
2. The number of companies that are in violation of the ILO standards, UNGPs, UNGC or OECD Guidelines for Multinational Enterprises and hence are a part of the Enhanced Engagement program.
3. The number of holdings and agenda items voted.
4. The % of holdings with an elevated sustainability risk profile.
5. The Sub-fund promotes having a lower carbon footprint than the General Market Index.

What are the objectives of the sustainable investments that the financial product partially intends to make and how does the sustainable investment contribute to such objectives?

The sustainable investments aim to contribute to the UN Sustainable Development Goals ("SDGs"), that have both social and environmental objectives. These are 17 goals that are globally recognised and include environmental goals such as climate action, clean water, life on land and water and social goals such as zero hunger, gender equality, education, etc. Robeco has developed a proprietary framework based on the UN SDGs through which an issuer's contribution to such SDGs is determined through a 3-step process. This process starts with a sector baseline on which a company's products are analysed to examine contribution to the society and environment. Further, the operational processes involved in creating such products is checked along with any controversies/litigation claims and remediation actions taken which are perused before a final SDG score is determined. The final score ranges between high negative (-3) to high positive (+3) and only those issuers which achieve positive SDG scores (+1, +2 and +3) are regarded as Sustainable Investments.

How do the sustainable investments that the financial product partially intends to make, not cause significant harm to any environmental or social sustainable investment objective?

The sustainable investments do no significant harm to any environmental or social sustainable investment objective by considering a principal adverse impact and aligning with the OECD Guidelines for Multinational Enterprises and the UN Guiding Principles on Business and Human Rights. In addition, sustainable investments score positively on Robeco's SDG Framework, and therefore do not cause significant harm.

How have the indicators for adverse impacts on sustainability factors been taken into account?

Mandatory principal adverse impact indicators are considered through Robeco's SDG Framework, either directly or indirectly, when identifying sustainable investments for the Sub-fund. In addition, voluntary environmental and social indicators are taken into account, depending on their relevance for measuring impacts on the SDGs and the availability of data. A detailed description of the incorporation of principal adverse impacts is available via Robeco's Principal Adverse Impact Statement published on the Robeco website (<https://www.robeco.com/files/docm/docu-principal-adverse-impact-statement-summary-entity-level.pdf>). In this statement, Robeco sets out its approach to identifying and prioritizing principal adverse impacts, and how principal adverse impacts are considered as part of Robeco's investment due diligence process and procedures relating to research and analysis, exclusions and restrictions and/or voting and engagement. This description also explains how principal adverse impact indicators are considered by the SDG Framework.

How are the sustainable investments aligned with the OECD Guidelines for Multinational Enterprises and the UN Guiding Principles on Business and Human Rights? Details:

The sustainable investments are aligned with the OECD Guidelines for Multinational Enterprises and the UN Guiding Principles on Business and Human Rights via both Robeco's Exclusion Policy and Robeco's SDG Framework.

Robeco's Exclusion Policy includes an explanation of how Robeco acts in accordance with the International Labor Organization (ILO) standards, United Nations Guiding Principles (UNGPs), United Nations Global Compact (UNGC) Principles and the Organization for Economic Co-operation and Development (OECD) Guidelines for Multinational Enterprises and is guided by these international treaties to assess the behavior of companies. Robeco continuously screens its investments for breaches of these principles. In case of a breach, the company will be excluded or engaged with, and is not considered a sustainable investment.

Robeco's SDG Framework screens for breaches on these principles in the final step of the framework. In this step, Robeco checks whether the company concerned has been involved in any controversies. Involvement in any controversy will result in a negative SDG score for the company, meaning it is not a sustainable investment.

The EU Taxonomy sets out a "do not significant harm" principle by which Taxonomy-aligned investments should not significantly harm EU Taxonomy objectives and is accompanied by specific EU criteria.

The "do no significant harm" principle applies only to those investments underlying the financial product that take into account the EU criteria for environmentally sustainable economic activities. The investments underlying the remaining portion of this financial product do not take into account the EU criteria for environmentally sustainable economic activities.

Any other sustainable investments must also not significantly harm any environmental or social objectives.



Does this financial product consider principal adverse impacts on sustainability factors?

Yes, _____

The Sub-fund considers principal adverse impacts on sustainability factors as referred to in Annex I of the SFDR Delegated Act.

Pre-investment, the following principal adverse impacts on sustainability factors are considered:

- Via the applied normative and activity-based exclusions, the following PAIs are considered:
 - Exposure to companies active in the fossil fuel sector (PAI 4, Table 1)
 - Violations of the UN Global Compact Principles and Organisation for Economic Cooperation and Development (OECD) Guidelines for Multinational Enterprises (PAI 10, Table 1)
 - Activities negatively affecting biodiversity-sensitive areas (PAI 7, Table 1). The consideration of this PAI is currently restricted to applying exclusions to palm oil producing companies and for any breaches to the UNGC, UNGP and OECD Guidelines for Multinational Enterprises in relation to biodiversity.
 - Exposure to controversial weapons (anti-personnel mines, cluster munitions, chemical weapons (PAI 14, Table 1)
- Via the ESG integration process, as part of the investment due diligence policies and procedures, the following PAIs are considered:
 - All indicators related to GHG emissions, as part of the required Climate Risk analysis (PAI 1-6, Table 1, PAI 4, Table 2)
 - Biodiversity, water and waste indicators (PAI 7-9, Table 1)
 - Board gender diversity (PAI 13, Table 1)

Post-investment, the following principal adverse impacts on sustainability factors are taken into account:

- Via the application of the voting policy, the following PAIs are considered:
 - All indicators related to GHG emissions (PAI 1-6, Table 1)

Principal adverse impacts are the most significant negative impacts of investment decisions on sustainability factors relating to environmental, social and employee matters, respect for human rights, anti-corruption and anti-bribery matters.

- Indicators related to social and employee matters (PAI 10-13, Table 1; PAI 5-8, Table 3)
- o Via Robeco's entity engagement program, the following PAIs are considered:
 - All indicators related to Climate and other environment-related indicators (PAI 1-9, Table 1)
 - Violations of the UN Global Compact Principles and Organisation for Economic Cooperation and Development (OECD) Guidelines for Multinational Enterprises (PAI 10, Table 1). On an ongoing basis, the investment universe is scanned for controversial behavior in relation to the aforementioned principles and guidelines.
 - In addition, based on a yearly review of Robeco's performance on all mandatory and selected voluntary indicators, holdings of the Sub-fund that cause adverse impact might be selected for engagement.

More information is available via Robeco's Principal Adverse Impact Statement, published on Robeco's website. The Sub-fund will periodically report how it has considered the principal adverse impacts of its investments in the Company's annual report, which will be made available each year on or before 30 April at the Sub-fund page highlighted in final section of this document.

No



What investment strategy does this financial product follow?

Robeco Chinese A-share Equities is an actively managed fund that invests in Chinese A-shares. The selection of these stocks is based on fundamental analysis as described in the Investment policy strategy paragraph in Appendix I of this Prospectus. The strategy integrates sustainability indicators on a continuous basis as part of the stock selection process. Amongst others, the Sub-fund applies norms-based and activity-based exclusions, Robeco's good governance policy, Robeco's SDG framework and considers Principal Adverse Impacts in the investment process. More product-specific information can be found on our website and the links provided in the final question of this disclosure.

The investment strategy guides investment decisions based on factors such as investment objectives and risk tolerance.

What are the binding elements of the investment strategy used to select the investments to attain each of the environmental or social characteristics promoted by this financial product?

The Sub-fund has the following binding elements:

1. The Sub-fund's portfolio complies with Robeco's Exclusion Policy (<https://www.robeco.com/files/docm/docu-exclusion-policy.pdf>), that is based on exclusion criteria with regards to products and business practices that Robeco believes are detrimental to society and incompatible with sustainable investment strategies. This means that the Sub-fund has 0% exposure to excluded securities, taking into account a grace period. Information with regards to the effects of the exclusions on the Sub-fund's universe can be found at <https://www.robeco.com/files/docm/docu-exclusion-list.pdf>.
2. The Sub-fund scrutinizes investment in companies that are in breach of the ILO standards, UNGPs, UNGC or OECD Guidelines for Multinational Enterprises. If a company in the portfolio breaches one of the international guidelines during the investment period, the company will become part of the Enhanced Engagement program.
3. All equity holdings have a granted right to vote and Robeco exerts that right by voting according to Robeco's Proxy Voting Policy, unless impediments occur (e.g. share blocking or when not considered cost efficient). Robeco's Proxy Voting Policy can be found at <https://www.robeco.com/files/docm/docu-robeco-stewardship-policy.pdf>.

4. Investments with an elevated sustainability risk are defined by Robeco as companies with an ESG Risk Rating of 40 and higher (the ESG Risk Rating is explained in the sustainability risk policy which can be accessed via <https://www.robeco.com/files/docm/docu-robeco-sustainability-risk-policy.pdf>). The Sub-fund is limited to a maximum exposure of 25% to investments with an elevated sustainability risk, based on the market weight in the portfolio taking into account regional differences and benchmark. Each investment with an ESG Risk rating of higher than 40 requires separate approval by a dedicated committee of sustainable investment specialists, compliance and risk management that oversees the bottom-up sustainability analysis.
5. The Sub-fund's weighted carbon footprint score is 20% better than that of the General Market Index.

● **What is the committed minimum rate to reduce the scope of the investments considered prior to the application of that investment strategy?**

The Sub-fund does not commit to a minimum rate to reduce the scope of investments prior to the application of the investment strategy.

● **What is the policy to assess good governance practices of the investee companies?**

Robeco has a Good Governance policy to assess governance practices of companies. The policy describes how Robeco determines if and when a company does not follow good governance practices and is therefore excluded from the initial investment universe for Article 8 and 9 products. Robeco's Good Governance policy applies to the Sub-fund and tests on a set of governance criteria that reflect widely recognized industry established norms and include topics as employee relations, management structure, tax compliance and remuneration.

The Good Governance test consists of criteria on such topics that are examined for investee companies and further explained in Robeco's Good Governance policy <https://www.robeco.com/files/docm/docu-robeco-good-governance-policy.pdf>. Additionally, the companies that do not pass the good governance test are reflected in the exclusion list that can be accessed here - <https://www.robeco.com/files/docm/docu-exclusion-list.pdf>.

What is the asset allocation planned for this financial product?

At least 90% of the investments are aligned with the E/S characteristics of the Sub-fund. The Sub-fund plans to make a minimum of 35% sustainable investments, measured by positive scores via Robeco's SDG Framework. The investments in the category Other, estimated between 0-10%, are mostly in cash, cash equivalents and derivatives as further described below. The planned asset allocation is monitored continuously, and evaluated on a yearly basis.

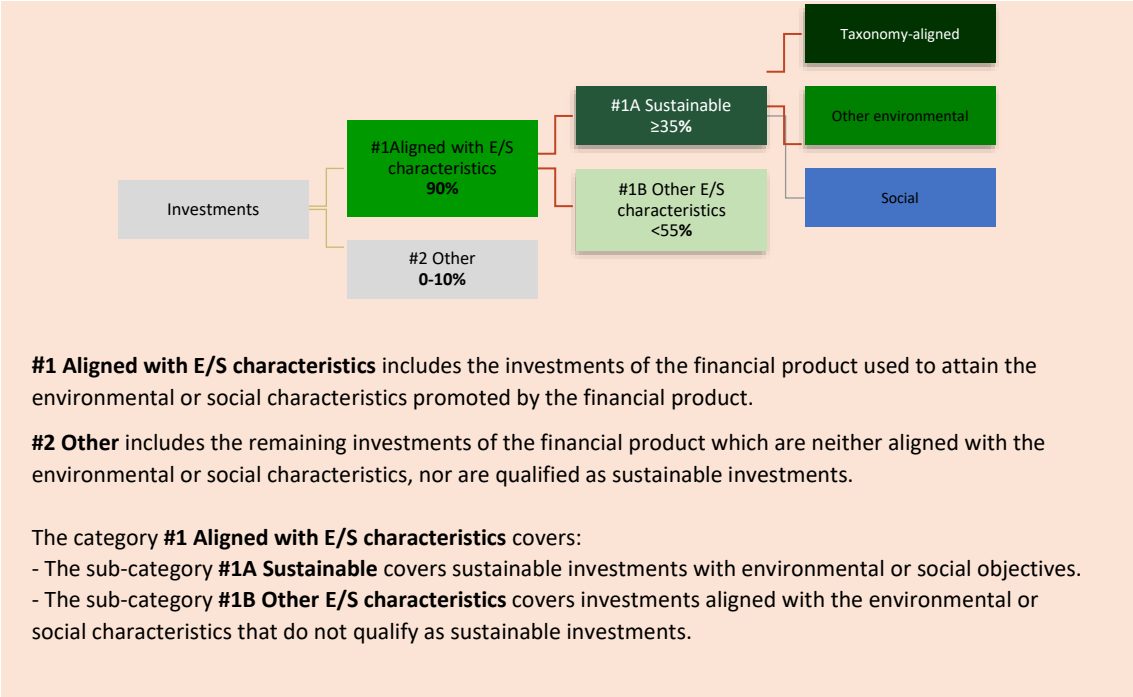
Good governance practices include sound management structures, employee relations, remuneration of staff and tax compliance.



Asset allocation describes the share of investments in specific assets.

Taxonomy-aligned activities are expressed as a share of:

- **turnover** reflecting the share of revenue from green activities of investee companies
- **capital expenditure** (CapEx) showing the green investments made by investee companies, e.g. for a transition to a green economy.
- **operational expenditure** (OpEx) reflecting green operational activities of investee companies.



#1 Aligned with E/S characteristics includes the investments of the financial product used to attain the environmental or social characteristics promoted by the financial product.

#2 Other includes the remaining investments of the financial product which are neither aligned with the environmental or social characteristics, nor are qualified as sustainable investments.

- The category **#1 Aligned with E/S characteristics** covers:
- The sub-category **#1A Sustainable** covers sustainable investments with environmental or social objectives.
 - The sub-category **#1B Other E/S characteristics** covers investments aligned with the environmental or social characteristics that do not qualify as sustainable investments.

How does the use of derivatives attain the environmental or social characteristics promoted by the financial product?

The Sub-fund does not make use of derivatives to attain the environmental or social characteristics promoted by the financial product. The Sub-fund may make use of derivatives for hedging, liquidity management and efficient portfolio management as well as investment purposes. Exchange traded and over-the-counter derivatives are permitted, including but not limited to futures, swaps, options and currency forwards. Whilst the Sub-fund may use derivatives both for investment purposes as well as for hedging and efficient portfolio management, it does not utilize derivatives for such purposes outside the intended share of investments allocated to the 'Other' category.

In case the Sub-fund uses derivatives, the underlying shall comply with the investment policy. Where relevant, minimum environmental or social safeguards are taken into account as described below.



To what minimum extent are sustainable investments with an environmental objective aligned with the EU Taxonomy?

0%. The Sub-fund does not intend to make Taxonomy-aligned investments. It cannot be excluded that among the Sub-fund's holdings certain investments are Taxonomy aligned. The Sub-fund will report on Taxonomy-aligned investment in the periodic disclosures. In the future, once data-availability in relation to the EU Taxonomy will improve, Robeco might consider setting a target based on turnover or CAPEX. Robeco currently relies on third-party data, including data in relation to companies that do not disclose on the EU Taxonomy alignment of their activities. EU Taxonomy-alignment data is not yet subject to a review by third parties. The Sub-fund only makes investments in equity and therefore it does not have sovereign exposures. The expected level of alignment with and without sovereign bonds is the same.

To comply with the EU Taxonomy, the criteria for **fossil gas** include limitations on emissions and switching to renewable power or low-carbon fuels by the end of 2035. For **nuclear energy**, the criteria include comprehensive safety and waste management rules.

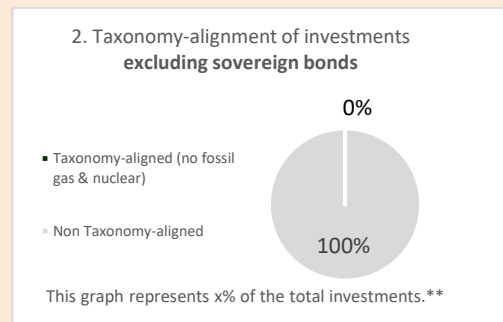
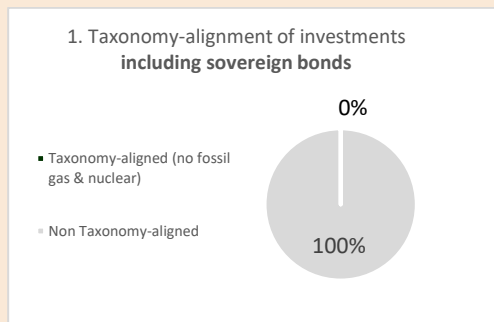
Enabling activities directly enable other activities to make a substantial contribution to an environmental objective.

Transitional activities are activities for which low-carbon alternatives are not yet available and among others have greenhouse gas emission levels corresponding to the best performance.

● **Does the financial product invest in fossil gas and/or nuclear energy related activities that comply with the EU Taxonomy?⁴⁸**

- Yes
 - In fossil gas
 - In nuclear energy
- No

The two graphs below show in green the minimum percentage of investments that are aligned with the EU Taxonomy. As there is no appropriate methodology to determine the Taxonomy-alignment of sovereign bonds, the first graph shows the Taxonomy alignment in relation to all the investments of the financial product including sovereign bonds, while the second graph shows the Taxonomy alignment only in relation to the investments of the financial product other than sovereign bonds.*



* For the purpose of these graphs, 'sovereign bonds' consist of all sovereign exposures

** As the investments are not Taxonomy-aligned, the exclusion of sovereign bonds has no impact on the graph and therefore no such percentage is shown here.

● **What is the minimum share of investments in transitional and enabling activities?**

0%.



What is the minimum share of sustainable investments with an environmental objective that are not aligned with the EU Taxonomy?

The Sub-fund intends to make sustainable investments, measured as positive scores via Robeco's SDG Framework. Among those could be investments with environmental objectives that do not qualify as Taxonomy-aligned. The environmental objectives of the Sub-fund are attained by investing in companies that score positively on SDG 12 (Responsible consumption and production), SDG 13 (Climate action), SDG 14 (Life below water), and SDG 15 (Life on land) in Robeco's SDG Framework. While the sum of sustainable investments with an environmental objective and socially sustainable investments always adds up to the Sub-fund's minimum proportion of 35% sustainable investments, we do not commit to a minimum share of sustainable investments with an environmental objective because the Sub-fund's investment strategy does not have a specific environmental investment objective. Therefore, the minimum share of sustainable investments with an environmental objective is 0%.

⁴⁸ Fossil gas and/or nuclear related activities will only comply with the EU Taxonomy where they contribute to limiting climate change ("climate change mitigation") and do not significantly harm any EU Taxonomy objective - see explanatory note in the left hand margin. The full criteria for fossil gas and nuclear energy economic activities that comply with the EU Taxonomy are laid down in Commission Delegated Regulation (EU) 2022/1214.

 are sustainable investments with an environmental objective that **do not take into account the criteria** for environmentally sustainable economic activities under the EU Taxonomy.



What is the minimum share of socially sustainable investments?

The Sub-fund intends to make sustainable investments, measured as positive scores via Robeco's SDG Framework. Among those could be investments with social objectives. The social objectives of the Sub-fund are attained by investing in companies that score positively on SDG 1 (No poverty), SDG 2 (Zero hunger), SDG 3 (Good health and well-being), SDG 4 (Quality education), SDG 5 (Gender equality), SDG 6 (Clear water and sanitation), SDG 7 (Affordable and clean energy), SDG 8 (Decent work and economic growth), SDG 9 (Industry, innovation and infrastructure), SDG 10 (Reduced inequalities), SDG 11 (Sustainable cities and communities), SDG 16 (Peace, justice and strong institutions) and SDG 17 (Partnerships for the goals), in Robeco's SDG Framework. While the sum of socially sustainable investments and sustainable investments with an environmental objective always adds up to the Sub-fund's minimum proportion of sustainable investments, we do not commit to a minimum share of socially sustainable investments because the Sub-fund's investment strategy does not have a specific socially sustainable investment objective. Therefore, the minimum share of socially sustainable investments is 0%.



What investments are included under "#2 Other", what is their purpose and are there any minimum environmental or social safeguards?

The type of instruments included under "#2 Other" and their purpose are outlined in Annex I of this Prospectus under the header 'Financial instruments and investment restrictions'. They include cash, cash equivalents, as well as investment funds and eligible asset classes (other than bonds and equities) that do not specifically promote E/S characteristics. As indicated above, the Sub-fund does not make use of derivatives to attain the environmental or social characteristics promoted. The Sub-fund may make use of derivatives, which thus always fall under the category "#2 Other", for hedging, liquidity management and efficient portfolio management as well as investment purposes. Exchange traded and over-the-counter derivatives are permitted, including but not limited to futures, swaps, options and currency forwards. In case the Sub-fund uses derivatives, the underlying shall comply with the investment policy. Where relevant, minimum environmental or social safeguards are taken into account, by, for example, applying Robeco's Exclusion Policy for any single security derivative.



Is a specific index designated as a reference benchmark to determine whether this financial product is aligned with the environmental and/or social characteristics that it promotes?

Not applicable.

Reference benchmarks are indexes to measure whether the financial product attains the environmental or social characteristics that they promote.



Where can I find more product specific information online?

More product-specific information can be found on the website:

<https://www.robeco.com/en-int/products/funds/>

- o Robeco's PAI Statement can be accessed via the following link:
<https://www.robeco.com/files/docm/docu-principal-adverse-impact-statement-summary-entity-level.pdf>

- Robeco's Good Governance test can be accessed via the following link:
<https://www.robeco.com/files/docm/docu-robeco-good-governance-policy.pdf>
- Robeco's SDG framework
<https://www.robeco.com/docm/docu-robeco-explanation-sdg-framework.pdf>
- Robeco's sustainability risk policy
<https://www.robeco.com/files/docm/docu-robeco-sustainability-risk-policy.pdf>

m) Robeco QI Chinese A-share Active Equities

Pre-contractual disclosure for the financial products referred to in Article 8, paragraphs 1, 2 and 2a, of Regulation (EU) 2019/2088 and Article 6, first paragraph, of Regulation (EU) 2020/852

Product name: Robeco QI Chinese A-share Active Equities

Legal entity identifier: 2138000ARI6HPJH22T56

Environmental and/or social characteristics

Does this financial product have a sustainable investment objective?

Yes

No

It will make a minimum of **sustainable investments with an environmental objective:** ___%

- in economic activities that qualify as environmentally sustainable under the EU Taxonomy
- in economic activities that do not qualify as environmentally sustainable under the EU Taxonomy

It will make a minimum of **sustainable investments with a social objective:** ___%

It **promotes Environmental/Social (E/S) characteristics** and while it does not have as its objective a sustainable investment, it will have a minimum proportion of 40% of sustainable investments

- with an environmental objective in economic activities that qualify as environmentally sustainable under the EU Taxonomy
- with an environmental objective in economic activities that do not qualify as environmentally sustainable under the EU Taxonomy
- with a social objective

It promotes E/S characteristics, but **will not make any sustainable investments**

Sustainable investment means an investment in an economic activity that contributes to an environmental or social objective, provided that the investment does not significantly harm any environmental or social objective and that the investee companies follow good governance practices.

The **EU Taxonomy** is a classification system laid down in Regulation (EU) 2020/852, establishing a list of **environmentally sustainable economic activities**. That Regulation does not include a list of socially sustainable economic activities. Sustainable investments with an environmental objective might be aligned with the Taxonomy or not.



What environmental and/or social characteristics are promoted by this financial product?

The Sub-fund has the following E/S characteristics:

1. The Sub-fund promotes good governance and sustainable corporate practices through proxy voting, which contributes to long-term shareholder value creation. This includes taking an active stance on social and environmental topics through Robeco's proxy voting policy.
2. The Sub-fund promotes certain minimum environmental and social safeguards through applying exclusion criteria with regards to products and business practices that Robeco believes are detrimental to society and incompatible with sustainable investment strategies, such as exposure to controversial behaviour, controversial weapons, and fossil fuels.
3. The Sub-fund promotes having a lower environmental footprint than the general market index referred to in Appendix VI – Benchmarks (the "General Market Index"), through reduction in carbon, water and waste footprints.
4. The Sub-fund promotes adherence to and conducting business activities in accordance with the United Nations Universal Declaration of Human Rights, the International Labor Organization's (ILO) labor standards, the United Nations Guiding Principles for Business and Human Rights (UNGPs), the United Nations Global Compact (UNGC) and the OECD Guidelines for Multinational Enterprises, by scrutinizing companies that violate these principles.
5. The Sub-fund promotes having a weighted average ESG score that is better than that of the General Market Index.
6. The Sub-fund promotes having a larger share of companies with a positive SDG score (1,2,3) in the portfolio than the General Market Index.

There is no reference benchmark designated for the purpose of attaining the environmental or social characteristics promoted by the Sub-fund.

What sustainability indicators are used to measure the attainment of each of the environmental or social characteristics promoted by this financial product?

The Sub-fund has the following sustainability indicators:

1. The number of holdings and agenda items voted.
2. The % of investments in securities that are on Robeco's Exclusion list as result of the application of Robeco's Exclusion Policy.
3. The Sub-fund's weighted carbon, water and waste footprint score compared to the General Market Index.
4. The number of companies that are in violation of the ILO standards, UNGPs, UNGC or OECD Guidelines for Multinational Enterprises and hence are a part of the Enhanced Engagement program.
5. The Sub-fund's weighted average ESG score compared to the General Market Index.
6. The Sub-fund's weight in companies with a positive SDG score (1,2,3) compared to the General Market Index weight in companies with a positive SDG score (1,2,3).

What are the objectives of the sustainable investments that the financial product partially intends to make and how does the sustainable investment contribute to such objectives?

The sustainable investments aim to contribute to the UN Sustainable Development Goals ("SDGs"), that have both social and environmental objectives. These are 17 goals that are globally recognised and include environmental goals such as climate action, clean water, life on land and water and social goals such as zero hunger, gender equality, education, etc. Robeco has developed a proprietary framework based on the UN SDGs through which an issuer's contribution to such SDGs is determined through a 3-step process. This process starts with a sector baseline on which a company's products are analysed to

Sustainability indicators measure how the environmental or social characteristics promoted by the financial product are attained.

examine contribution to the society and environment. Further, the operational processes involved in creating such products is checked along with any controversies/litigation claims and remediation actions taken which are perused before a final SDG score is determined. The final score ranges between high negative (-3) to high positive (+3) and only those issuers which achieve positive SDG scores (+1,+2 and +3) are regarded as Sustainable Investments.

● ***How do the sustainable investments that the financial product partially intends to make, not cause significant harm to any environmental or social sustainable investment objective?***

The sustainable investments do no significant harm to any environmental or social sustainable investment objective by considering a principal adverse impact and aligning with the OECD Guidelines for Multinational Enterprises and the UN Guiding Principles on Business and Human Rights. In addition, sustainable investments score positively on Robeco's SDG Framework, and therefore do not cause significant harm.

How have the indicators for adverse impacts on sustainability factors been taken into account?

Mandatory principal adverse impact indicators are considered through Robeco's SDG Framework, either directly or indirectly, when identifying sustainable investments for the Sub-fund. In addition, voluntary environmental and social indicators are taken into account, depending on their relevance for measuring impacts on the SDGs and the availability of data. A detailed description of the incorporation of principal adverse impacts is available via Robeco's Principal Adverse Impact Statement published on the Robeco website (<https://www.robeco.com/files/docm/docu-principal-adverse-impact-statement-summary-entity-level.pdf>). In this statement, Robeco sets out its approach to identifying and prioritizing principal adverse impacts, and how principal adverse impacts are considered as part of Robeco's investment due diligence process and procedures relating to research and analysis, exclusions and restrictions and/or voting and engagement. This description also explains how principal adverse impact indicators are considered by the SDG Framework.

How are the sustainable investments aligned with the OECD Guidelines for Multinational Enterprises and the UN Guiding Principles on Business and Human Rights? Details:

The sustainable investments are aligned with the OECD Guidelines for Multinational Enterprises and the UN Guiding Principles on Business and Human Rights via both Robeco's Exclusion Policy and Robeco's SDG Framework.

Robeco's Exclusion Policy includes an explanation of how Robeco acts in accordance with the International Labor Organization (ILO) standards, United Nations Guiding Principles (UNGPs), United Nations Global Compact (UNGC) Principles and the Organization for Economic Co-operation and Development (OECD) Guidelines for Multinational Enterprises and is guided by these international treaties to assess the behavior of companies. Robeco continuously screens its investments for breaches of these principles. In case of a breach, the company will be excluded or engaged with, and is not considered a sustainable investment.

Robeco's SDG Framework screens for breaches on these principles in the final step of the framework. In this step, Robeco checks whether the company concerned has been involved in any controversies. Involvement in any controversy will result in a negative SDG score for the company, meaning it is not a sustainable investment.

The EU Taxonomy sets out a "do not significant harm" principle by which Taxonomy-aligned investments should not significantly harm EU Taxonomy objectives and is accompanied by specific EU criteria.

The "do no significant harm" principle applies only to those investments underlying the financial product that take into account the EU criteria for environmentally sustainable economic activities. The investments underlying the remaining portion of this financial product do not take into account the EU criteria for environmentally sustainable economic activities.

Any other sustainable investments must also not significantly harm any environmental or social objectives.



Does this financial product consider principal adverse impacts on sustainability factors?

Yes, _____

The Sub-fund considers principal adverse impacts on sustainability factors as referred to in Annex I of the SFDR Delegated Act.

Pre-investment, the following principal adverse impacts on sustainability factors are considered:

- Via the applied normative and activity-based exclusions, the following PAIs are considered:
 - Exposure to companies active in the fossil fuel sector (PAI 4, Table 1)
 - Violations of the UN Global Compact Principles and Organisation for Economic Cooperation and Development (OECD) Guidelines for Multinational Enterprises (PAI 10, Table 1)
 - Activities negatively affecting biodiversity-sensitive areas (PAI 7, Table 1). The consideration of this PAI is currently restricted to applying exclusions to palm oil producing companies and for any breaches to the UNGC, UNGP and OECD Guidelines for Multinational Enterprises in relation to biodiversity.
 - Exposure to controversial weapons (anti-personnel mines, cluster munitions, chemical weapons (PAI 14, Table 1)
- Via the environmental footprint performance targets of the Sub-fund, the following PAIs are considered:
 - Carbon footprint (PAI 2, Table 1)
 - Water and waste indicators (PAI 7-9, Table 1). Robeco will use on water and waste footprint until data quality and coverage of the PAIs will improve.

Post-investment, the following principal adverse impacts on sustainability factors are taken into account:

- Via the application of the voting policy, the following PAIs are considered:
 - All indicators related to GHG emissions (PAI 1-6, Table 1)
 - Indicators related to social and employee matters (PAI 10-13, Table 1; PAI 5-8, Table 3)
- Via Robeco's entity engagement program, the following PAIs are considered:

Principal adverse impacts are the most significant negative impacts of investment decisions on sustainability factors relating to environmental, social and employee matters, respect for human rights, anti-corruption and anti-bribery matters.

- All indicators related to Climate and other environment-related indicators (PAI 1-9, Table 1)
- Violations of the UN Global Compact Principles and Organisation for Economic Cooperation and Development (OECD) Guidelines for Multinational Enterprises (PAI 10, Table 1)
- In addition, based on a yearly review of Robeco's performance on all mandatory and selected voluntary indicators, holdings of the Sub-fund that cause adverse impact might be selected for engagement.

More information is available via Robeco's Principal Adverse Impact Statement, published on Robeco's website. The Sub-fund will periodically report how it has considered the principal adverse impacts of its investments in the Company's annual report, which will be made available each year on or before 30 April at the Sub-fund page highlighted in final section of this document.

No



What investment strategy does this financial product follow?

Robeco QI Chinese A-share Active Equities is an actively managed fund that invests in stocks of companies with an A-share listing in mainland China. The selection of these stocks is based on a quantitative model as described in the Investment policy strategy paragraph in Appendix I of this Prospectus.

The strategy integrates sustainability indicators on a continuous basis as part of the stock selection process. Amongst others, the Sub-fund applies norms-based and activity-based exclusions, Robeco's good governance policy, Robeco's SDG framework and considers Principal Adverse Impacts in the investment process. More product-specific information can be found on our website and the links provided in the final question of this disclosure.

What are the binding elements of the investment strategy used to select the investments to attain each of the environmental or social characteristics promoted by this financial product?

The Sub-fund has the following binding elements:

1. All equity holdings have a granted right to vote and Robeco exerts that right by voting according to Robeco's Proxy Voting Policy, unless impediments occur (e.g. share blocking or when not considered cost efficient). Robeco's Proxy Voting Policy can be found at <https://www.robeco.com/files/docm/docu-robeco-stewardship-policy.pdf>
2. The Sub-fund's portfolio complies with Robeco's Exclusion Policy (<https://www.robeco.com/files/docm/docu-exclusion-policy.pdf>), that is based on exclusion criteria with regards to products and business practices that Robeco believes are detrimental to society and incompatible with sustainable investment strategies. This means that the Sub-fund has 0% exposure to excluded securities, taking into account a grace period. Information with regards to the effects of the exclusions on the Sub-fund's universe can be found at <https://www.robeco.com/files/docm/docu-exclusion-list.pdf>
3. The Sub-fund's weighted carbon, water and waste footprint score is a better than that of the General Market Index.
4. The Sub-fund scrutinizes investment in companies that are in breach of the ILO standards, UNGPs, UNGC or OECD Guidelines for Multinational Enterprises. If a company in the portfolio breaches one of the international guidelines during the investment period, the company will become part of the Enhanced Engagement program. When engagement is deemed highly unlikely to succeed, the company might be excluded directly.
5. The Sub-fund's weighted average ESG score is better than that of the General Market Index.
6. The Sub-fund's weight in companies with a positive SDG score (1,2,3) is better than that of the General Market Index.

The investment strategy guides investment decisions based on factors such as investment objectives and risk tolerance.

● **What is the committed minimum rate to reduce the scope of the investments considered prior to the application of that investment strategy?**

The Sub-fund does not commit to a minimum rate to reduce the scope of investments prior to the application of the investment strategy.

● **What is the policy to assess good governance practices of the investee companies?**

Robeco has a Good Governance policy to assess governance practices of companies. The policy describes how Robeco determines if and when a company does not follow good governance practices and is therefore excluded from the initial investment universe for Article 8 and 9 products. Robeco's Good Governance policy applies to the Sub-fund and tests on a set of governance criteria that reflect widely recognized industry established norms and include topics as employee relations, management structure, tax compliance and remuneration.

The Good Governance test consists of criteria on such topics that are examined for investee companies and further explained in Robeco's Good Governance policy <https://www.robeco.com/files/docm/docu-robeco-good-governance-policy.pdf>. Additionally, the companies that do not pass the good governance test are reflected in the exclusion list that can be accessed here - <https://www.robeco.com/files/docm/docu-exclusion-list.pdf>.

Good governance practices include sound management structures, employee relations, remuneration of staff and tax compliance.



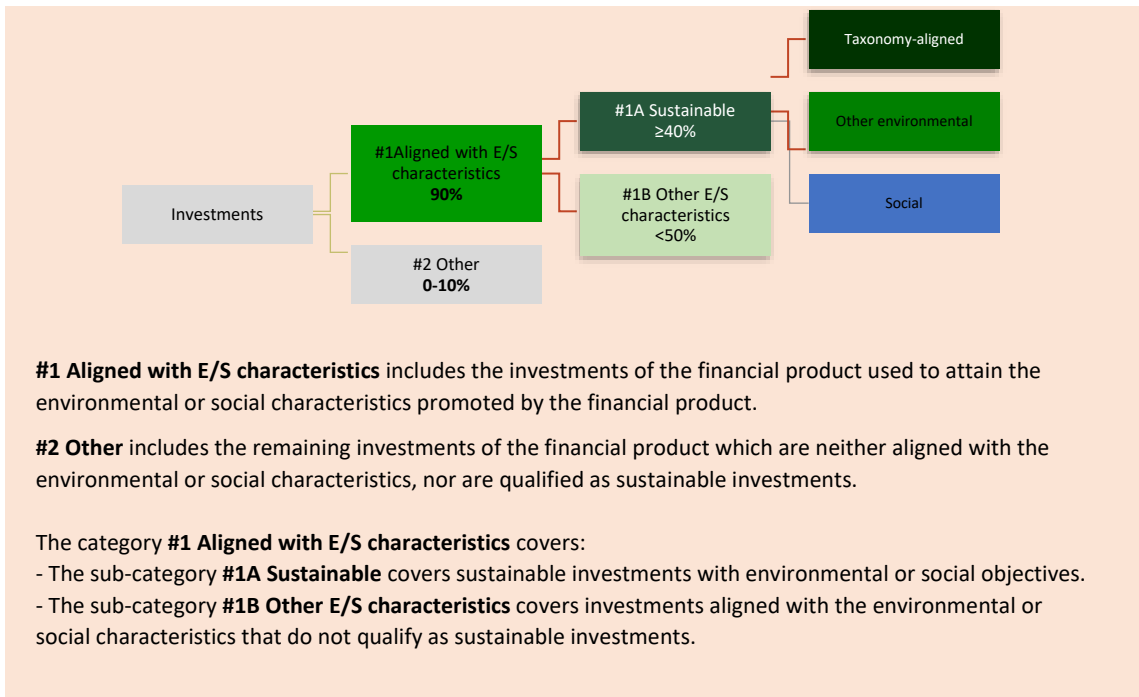
What is the asset allocation planned for this financial product?

At least 90% of the investments are aligned with the E/S characteristics of the Sub-fund. The Sub-fund plans to make a minimum of 40% sustainable investments, measured by positive scores via Robeco's SDG Framework. The investments in the category Other, estimated between 0-10%, are mostly in cash, cash equivalents and derivatives as further described below. The planned asset allocation is monitored continuously, and evaluated on a yearly basis.

Asset allocation describes the share of investments in specific assets.

Taxonomy-aligned activities are expressed as a share of:

- **turnover** reflecting the share of revenue from green activities of investee companies
- **capital expenditure** (CapEx) showing the green investments made by investee companies, e.g. for a transition to a green economy.
- **operational expenditure** (OpEx) reflecting green operational



activities of investee companies.

● **How does the use of derivatives attain the environmental or social characteristics promoted by the financial product?**

The Sub-fund does not make use of derivatives to attain the environmental or social characteristics promoted by the financial product. The Sub-fund may make use of derivatives for hedging, liquidity management and efficient portfolio management as well as investment purposes. Exchange traded and over-the-counter derivatives are permitted, including but not limited to futures, swaps, options and currency forwards. Whilst the Sub-fund may use derivatives both for investment purposes as well as for hedging and efficient portfolio management, it does not utilize derivatives for such purposes outside the intended share of investments allocated to the 'Other' category.

In case the Sub-fund uses derivatives, the underlying shall comply with the investment policy. Where relevant, minimum environmental or social safeguards are taken into account as described below.



● **To what minimum extent are sustainable investments with an environmental objective aligned with the EU Taxonomy?**

0%. The Sub-fund does not intend to make Taxonomy-aligned investments. It cannot be excluded that among the Sub-fund's holdings certain investments are Taxonomy aligned. The Sub-fund will report on Taxonomy-aligned investment in the periodic disclosures. In the future, once data-availability in relation to the EU Taxonomy will improve, Robeco might consider setting a target based on turnover or CAPEX. Robeco currently relies on third-party data, including data in relation to companies that do not disclose on the EU Taxonomy alignment of their activities. EU Taxonomy-alignment data is not yet subject to a review by third parties. The Sub-fund only makes investments in equity and therefore it does not have sovereign exposures. The expected level of alignment with and without sovereign bonds is the same.

To comply with the EU Taxonomy, the criteria for **fossil gas** include limitations on emissions and switching to renewable power or low-carbon fuels by the end of 2035. For **nuclear energy**,

● **Does the financial product invest in fossil gas and/or nuclear energy related activities that comply with the EU Taxonomy?⁴⁹**

Yes

In fossil gas

In nuclear energy

No

⁴⁹ Fossil gas and/or nuclear related activities will only comply with the EU Taxonomy where they contribute to limiting climate change ("climate change mitigation") and do not significantly harm any EU Taxonomy objective - see explanatory note in the left hand margin. The full criteria for fossil gas and nuclear energy economic activities that comply with the EU Taxonomy are laid down in Commission Delegated Regulation (EU) 2022/1214.

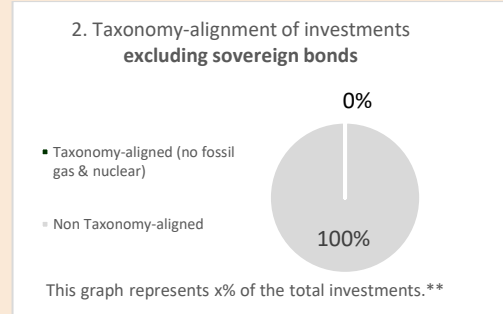
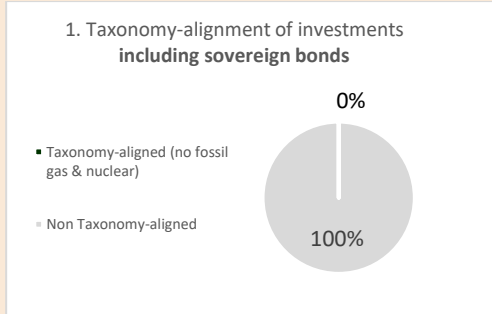
the criteria include comprehensive safety and waste management rules.

Enabling activities directly enable other activities to make a substantial contribution to an environmental objective.

Transitional activities are activities for which low-carbon alternatives are not yet available and among others have greenhouse gas emission levels corresponding to the best performance.

 are sustainable investments with an environmental objective that **do not take into account the criteria** for environmentally sustainable economic activities under the EU Taxonomy.

The two graphs below show in green the minimum percentage of investments that are aligned with the EU Taxonomy. As there is no appropriate methodology to determine the Taxonomy-alignment of sovereign bonds*, the first graph shows the Taxonomy alignment in relation to all the investments of the financial product including sovereign bonds, while the second graph shows the Taxonomy alignment only in relation to the investments of the financial product other than sovereign bonds.



* For the purpose of these graphs, 'sovereign bonds' consist of all sovereign exposures

** As the investments are not Taxonomy-aligned, the exclusion of sovereign bonds has no impact on the graph and therefore no such percentage is shown here.

 **What is the minimum share of investments in transitional and enabling activities?**

0%.



What is the minimum share of sustainable investments with an environmental objective that are not aligned with the EU Taxonomy?

The Sub-fund intends to make sustainable investments, measured as positive scores via Robeco's SDG Framework. Among those could be investments with environmental objectives that do not qualify as Taxonomy-aligned. The environmental objectives of the Sub-fund are attained by investing in companies that score positively on SDG 12 (Responsible consumption and production), SDG 13 (Climate action), SDG 14 (Life below water), and SDG 15 (Life on land) in Robeco's SDG Framework. While the sum of sustainable investments with an environmental objective and socially sustainable investments always adds up to the Sub-fund's minimum proportion of 40% sustainable investments, we do not commit to a minimum share of sustainable investments with an environmental objective because the Sub-fund's investment strategy does not have a specific environmental investment objective. Therefore, the minimum share of sustainable investments with an environmental objective is 0%.



What is the minimum share of socially sustainable investments?

The Sub-fund intends to make sustainable investments, measured as positive scores via Robeco's SDG Framework. Among those could be investments with social objectives. The social objectives of the Sub-fund are attained by investing in companies that score positively on SDG 1 (No poverty), SDG 2 (Zero hunger), SDG 3 (Good health and well-being), SDG 4 (Quality education), SDG 5 (Gender equality), SDG 6 (Clear water and sanitation), SDG 7 (Affordable and clean energy), SDG 8 (Decent work and economic growth), SDG 9 (Industry, innovation and infrastructure), SDG 10 (Reduced inequalities), SDG 11 (Sustainable cities and communities), SDG 16 (Peace, justice and strong institutions) and SDG 17 (Partnerships for the goals), in Robeco's SDG Framework. While the sum of socially sustainable investments and sustainable investments with an environmental objective always adds up to the Sub-fund's minimum proportion of sustainable investments, we do not commit to a minimum share of socially sustainable investments because the Sub-fund's investment strategy does not have a specific socially sustainable investment objective. Therefore, the minimum share of socially sustainable investments is 0%.



What investments are included under "#2 Other", what is their purpose and are there any minimum environmental or social safeguards?

The type of instruments included under "#2 Other" and their purpose are outlined in Annex I of this Prospectus under the header 'Financial instruments and investment restrictions'. They include cash, cash equivalents, as well as investment funds and eligible asset classes (other than bonds and equities) that do not specifically promote E/S characteristics. As indicated above, the Sub-fund does not make use of derivatives to attain the environmental or social characteristics promoted. The Sub-fund may make use of derivatives, which thus always fall under the category "#2 Other", for hedging, liquidity management and efficient portfolio management as well as investment purposes. Exchange traded and over-the-counter derivatives are permitted, including but not limited to futures, swaps, options and currency forwards. In case the Sub-fund uses derivatives, the underlying shall comply with the investment policy. Where relevant, minimum environmental or social safeguards are taken into account, by, for example, applying Robeco's Exclusion Policy for any single security derivative.



Is a specific index designated as a reference benchmark to determine whether this financial product is aligned with the environmental and/or social characteristics that it promotes?

Not applicable.

Reference benchmarks are indexes to measure whether the financial product attains the environmental or social characteristics that they promote.



Where can I find more product specific information online?

More product-specific information can be found on the website:

<https://www.robeco.com/en-int/products/funds/>

- Robeco's PAI Statement can be accessed via the following link:
<https://www.robeco.com/files/docm/docu-principal-adverse-impact-statement-summary-entity-level.pdf>
- Robeco's Good Governance test can be accessed via the following link:
<https://www.robeco.com/files/docm/docu-robeco-good-governance-policy.pdf>
- Robeco's SDG framework
<https://www.robeco.com/docm/docu-robeco-explanation-sdg-framework.pdf>
- Robeco's sustainability risk policy
<https://www.robeco.com/files/docm/docu-robeco-sustainability-risk-policy.pdf>

n) Robeco QI Chinese A-share Conservative Equities

Pre-contractual disclosure for the financial products referred to in Article 8, paragraphs 1, 2 and 2a, of Regulation (EU) 2019/2088 and Article 6, first paragraph, of Regulation (EU) 2020/852

Product name: Robeco QI Chinese A-share Conservative Equities

Legal entity identifier: 213800XWLW8UPEKC9R39

Environmental and/or social characteristics

Does this financial product have a sustainable investment objective?

Yes

No

It will make a minimum of **sustainable investments with an environmental objective: ___%**

- in economic activities that qualify as environmentally sustainable under the EU Taxonomy
- in economic activities that do not qualify as environmentally sustainable under the EU Taxonomy

It will make a minimum of **sustainable investments with a social objective: ___%**

It **promotes Environmental/Social (E/S) characteristics** and while it does not have as its objective a sustainable investment, it will have a minimum proportion of 40% of sustainable investments

- with an environmental objective in economic activities that qualify as environmentally sustainable under the EU Taxonomy
- with an environmental objective in economic activities that do not qualify as environmentally sustainable under the EU Taxonomy
- with a social objective

It promotes E/S characteristics, but **will not make any sustainable investments**

Sustainable investment means an investment in an economic activity that contributes to an environmental or social objective, provided that the investment does not significantly harm any environmental or social objective and that the investee companies follow good governance practices.

The **EU Taxonomy** is a classification system laid down in Regulation (EU) 2020/852, establishing a list of **environmentally sustainable economic activities**. That Regulation does not include a list of socially sustainable economic activities. Sustainable investments with an environmental objective might be aligned with the Taxonomy or not.



What environmental and/or social characteristics are promoted by this financial product?

The Sub-fund has the following E/S characteristics:

1. The Sub-fund promotes certain minimum environmental and social safeguards through applying exclusion criteria with regards to products and business practices that Robeco believes are detrimental to society and incompatible with sustainable investment strategies, such as exposure to controversial behaviour, controversial weapons, and fossil fuels.
2. The Sub-fund promotes having a lower environmental footprint than the general market index referred to in Appendix VI – Benchmarks (the "General Market Index"), through reduction in carbon, water and waste footprints.
3. The Sub-fund promotes adherence to and conducting business activities in accordance with the United Nations Universal Declaration of Human Rights, the International Labor Organization's (ILO) labor standards, the United Nations Guiding Principles for Business and Human Rights (UNGPs), the United Nations Global Compact (UNGC) and the OECD Guidelines for Multinational Enterprises, by scrutinizing companies that violate these principles.
4. The Sub-fund promotes having a weighted average ESG score that is better than that of the General Market Index.
5. The Sub-fund promotes having a larger share of companies with a positive SDG score (1,2,3) in the portfolio than the General Market Index.

There is no reference benchmark designated for the purpose of attaining the environmental or social characteristics promoted by the Sub-fund.

● **What sustainability indicators are used to measure the attainment of each of the environmental or social characteristics promoted by this financial product?**

The Sub-fund has the following sustainability indicators:

1. The % of investments in securities that are on Robeco's Exclusion list as result of the application of Robeco's Exclusion Policy.
2. The Sub-fund's weighted carbon, water and waste footprint score compared to the General Market Index.
3. The number of companies that are in violation of the ILO standards, UNGPs, UNGC or OECD Guidelines for Multinational Enterprises and hence are a part of the Enhanced Engagement program.
4. The Sub-fund's weighted average ESG score compared to the General Market Index.
5. The Sub-fund's weight in companies with a positive SDG score (1,2,3) compared to the General Market Index weight in companies with a positive SDG score (1,2,3).

● **What are the objectives of the sustainable investments that the financial product partially intends to make and how does the sustainable investment contribute to such objectives?**

The sustainable investments aim to contribute to the UN Sustainable Development Goals ("SDGs"), that have both social and environmental objectives. These are 17 goals that are globally recognised and include environmental goals such as climate action, clean water, life on land and water and social goals such as zero hunger, gender equality, education, etc. Robeco has developed a proprietary framework based on the UN SDGs through which an issuer's contribution to such SDGs is determined through a 3-step process. This process starts with a sector baseline on which a company's products are analysed to examine contribution to the society and environment. Further, the operational processes involved in creating such products is checked along with any controversies/litigation claims and remediation actions taken which are perused before a final SDG score is determined. The final score ranges between high

negative (-3) to high positive (+3) and only those issuers which achieve positive SDG scores (+1,+2 and +3) are regarded as Sustainable Investments.

● ***How do the sustainable investments that the financial product partially intends to make, not cause significant harm to any environmental or social sustainable investment objective?***

The sustainable investments do no significant harm to any environmental or social sustainable investment objective by considering a principal adverse impact and aligning with the OECD Guidelines for Multinational Enterprises and the UN Guiding Principles on Business and Human Rights. In addition, sustainable investments score positively on Robeco's SDG Framework, and therefore do not cause significant harm.

How have the indicators for adverse impacts on sustainability factors been taken into account?

Mandatory principal adverse impact indicators are considered through Robeco's SDG Framework, either directly or indirectly, when identifying sustainable investments for the Sub-fund. In addition, voluntary environmental and social indicators are taken into account, depending on their relevance for measuring impacts on the SDGs and the availability of data. A detailed description of the incorporation of principal adverse impacts is available via Robeco's Principal Adverse Impact Statement published on the Robeco website (<https://www.robeco.com/files/docm/docu-principal-adverse-impact-statement-summary-entity-level.pdf>). In this statement, Robeco sets out its approach to identifying and prioritizing principal adverse impacts, and how principal adverse impacts are considered as part of Robeco's investment due diligence process and procedures relating to research and analysis, exclusions and restrictions and/or voting and engagement. This description also explains how principal adverse impact indicators are considered by the SDG Framework.

How are the sustainable investments aligned with the OECD Guidelines for Multinational Enterprises and the UN Guiding Principles on Business and Human Rights? Details:

The sustainable investments are aligned with the OECD Guidelines for Multinational Enterprises and the UN Guiding Principles on Business and Human Rights via both Robeco's Exclusion Policy and Robeco's SDG Framework.

Robeco's Exclusion Policy includes an explanation of how Robeco acts in accordance with the International Labor Organization (ILO) standards, United Nations Guiding Principles (UNGPs), United Nations Global Compact (UNGC) Principles and the Organization for Economic Co-operation and Development (OECD) Guidelines for Multinational Enterprises and is guided by these international treaties to assess the behavior of companies. Robeco continuously screens its investments for breaches of these principles. In case of a breach, the company will be excluded or engaged with, and is not considered a sustainable investment.

Robeco's SDG Framework screens for breaches on these principles in the final step of the framework. In this step, Robeco checks whether the company concerned has been involved in any controversies. Involvement in any controversy will result in a negative SDG score for the company, meaning it is not a sustainable investment.

The EU Taxonomy sets out a "do not significant harm" principle by which Taxonomy-aligned investments should not significantly harm EU Taxonomy objectives and is accompanied by specific EU criteria.

The "do no significant harm" principle applies only to those investments underlying the financial product that take into account the EU criteria for environmentally sustainable economic activities. The investments underlying the remaining portion of this financial product do not take into account the EU criteria for environmentally sustainable economic activities.

Any other sustainable investments must also not significantly harm any environmental or social objectives.



Does this financial product consider principal adverse impacts on sustainability factors?

Yes, _____

The Sub-fund considers principal adverse impacts on sustainability factors as referred to in Annex I of the SFDR Delegated Act.

Pre-investment, the following principal adverse impacts on sustainability factors are considered:

- o Via the applied normative and activity-based exclusions, the following PAIs are considered:
 - Exposure to companies active in the fossil fuel sector (PAI 4, Table 1)
 - Violations of the UN Global Compact Principles and Organisation for Economic Cooperation and Development (OECD) Guidelines for Multinational Enterprises (PAI 10, Table 1)
 - Activities negatively affecting biodiversity-sensitive areas (PAI 7, Table 1). The consideration of this PAI is currently restricted to applying exclusions to palm oil producing companies and for any breaches to the UNGC, UNGP and OECD Guidelines for Multinational Enterprises in relation to biodiversity.
 - Exposure to controversial weapons (anti-personnel mines, cluster munitions, chemical weapons (PAI 14, Table 1)
- o Via the environmental footprint performance targets of the Sub-fund, the following PAIs are considered:
 - Carbon footprint (PAI 2, Table 1)
 - Water and waste indicators (PAI 7-9, Table 1). Robeco will use on water and waste footprint until data quality and coverage of the PAIs will improve.

Post-investment, the following principal adverse impacts on sustainability factors are taken into account:

- o Via the application of the voting policy, the following PAIs are considered:
 - All indicators related to GHG emissions (PAI 1-6, Table 1)
 - Indicators related to social and employee matters (PAI 10-13, Table 1; PAI 5-8, Table 3)
- o Via Robeco's entity engagement program, the following PAIs are considered:

Principal adverse impacts are the most significant negative impacts of investment decisions on sustainability factors relating to environmental, social and employee matters, respect for human rights, anti-corruption and anti-bribery matters.

- All indicators related to Climate and other environment-related indicators (PAI 1-9, Table 1)
- Violations of the UN Global Compact Principles and Organisation for Economic Cooperation and Development (OECD) Guidelines for Multinational Enterprises (PAI 10, Table 1)
- In addition, based on a yearly review of Robeco's performance on all mandatory and selected voluntary indicators, holdings of the Sub-fund that cause adverse impact might be selected for engagement.

More information is available via Robeco's Principal Adverse Impact Statement, published on Robeco's website. The Sub-fund will periodically report how it has considered the principal adverse impacts of its investments in the Company's annual report, which will be made available each year on or before 30 April at the Sub-fund page highlighted in final section of this document.

No



What investment strategy does this financial product follow?

Robeco QI Chinese A-share Conservative Equities is an actively managed fund that invests in low-volatility stocks of companies with an A-share listing in mainland China. The selection of these stocks is based on a quantitative model as described in the Investment policy strategy paragraph in Appendix I of this Prospectus. Conservative refers to the focus on equities that show a lower expected volatility than average global equity.

The strategy integrates sustainability indicators on a continuous basis as part of the stock selection process. Amongst others, the Sub-fund applies norms-based and activity-based exclusions, Robeco's good governance policy, Robeco's SDG framework and considers Principal Adverse Impacts in the investment process. More product-specific information can be found on our website and the links provided in the final question of this disclosure.

What are the binding elements of the investment strategy used to select the investments to attain each of the environmental or social characteristics promoted by this financial product?

The Sub-fund has the following binding elements:

1. The Sub-fund's portfolio complies with Robeco's Exclusion Policy (<https://www.robeco.com/files/docm/docu-exclusion-policy.pdf>), that is based on exclusion criteria with regards to products and business practices that Robeco believes are detrimental to society and incompatible with sustainable investment strategies. This means that the Sub-fund has 0% exposure to excluded securities, taking into account a grace period. Information with regards to the effects of the exclusions on the Sub-fund's universe can be found at <https://www.robeco.com/files/docm/docu-exclusion-list.pdf>
2. The Sub-fund's weighted carbon, water and waste footprint score is a better than that of the General Market Index.
3. The Sub-fund scrutinizes investment in companies that are in breach of the ILO standards, UNGPs, UNGC or OECD Guidelines for Multinational Enterprises. If a company in the portfolio breaches one of the international guidelines during the investment period, the company will become part of the Enhanced Engagement program. When engagement is deemed highly unlikely to succeed, the company might be excluded directly.
4. The Sub-fund's weighted average ESG score is better than that of the General Market Index.
5. The Sub-fund's weight in companies with a positive SDG score (1,2,3) is better than that of the General Market Index.

The investment strategy guides investment decisions based on factors such as investment objectives and risk tolerance.

● **What is the committed minimum rate to reduce the scope of the investments considered prior to the application of that investment strategy?**

The Sub-fund does not commit to a minimum rate to reduce the scope of investments prior to the application of the investment strategy.

● **What is the policy to assess good governance practices of the investee companies?**

Robeco has a Good Governance policy to assess governance practices of companies. The policy describes how Robeco determines if and when a company does not follow good governance practices and is therefore excluded from the initial investment universe for Article 8 and 9 products. Robeco's Good Governance policy applies to the Sub-fund and tests on a set of governance criteria that reflect widely recognized industry established norms and include topics as employee relations, management structure, tax compliance and remuneration.

The Good Governance test consists of criteria on such topics that are examined for investee companies and further explained in Robeco's Good Governance policy <https://www.robeco.com/files/docm/docu-robeco-good-governance-policy.pdf>. Additionally, the companies that do not pass the good governance test are reflected in the exclusion list that can be accessed here - <https://www.robeco.com/files/docm/docu-exclusion-list.pdf>.

Good governance practices include sound management structures, employee relations, remuneration of staff and tax compliance.



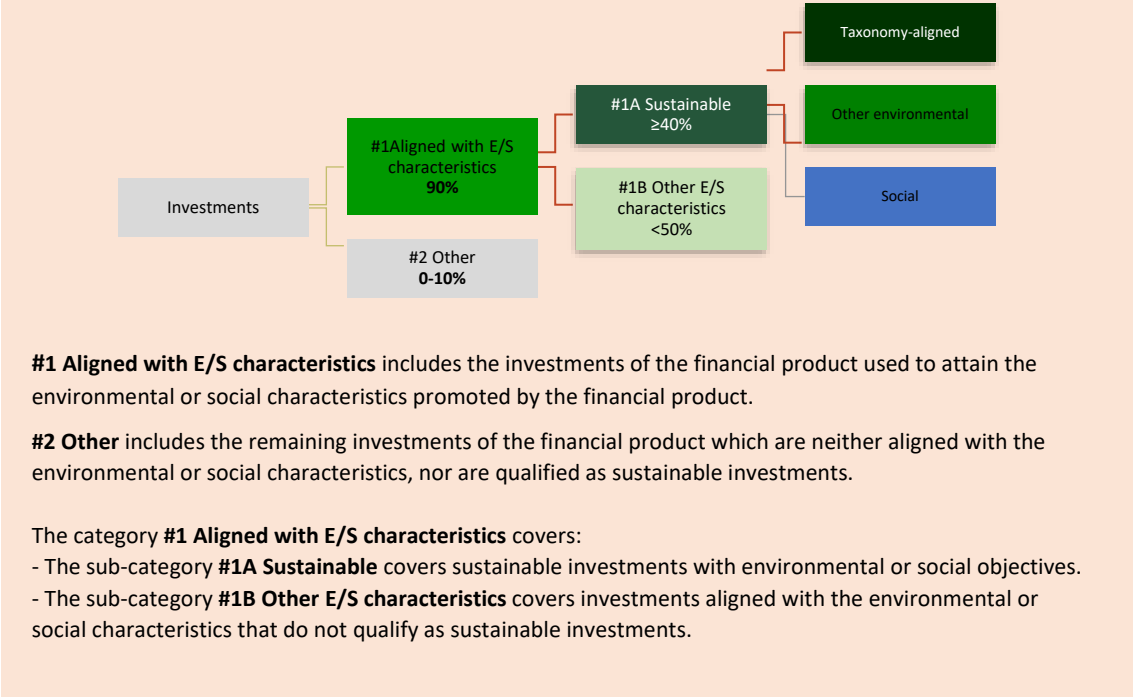
What is the asset allocation planned for this financial product?

At least 90% of the investments are aligned with the E/S characteristics of the Sub-fund. The Sub-fund plans to make a minimum of 40% sustainable investments, measured by positive scores via Robeco's SDG Framework. The investments in the category Other, estimated between 0-10%, are mostly in cash, cash equivalents and derivatives as further described below. The planned asset allocation is monitored continuously, and evaluated on a yearly basis.

Asset allocation describes the share of investments in specific assets.

Taxonomy-aligned activities are expressed as a share of:

- **turnover** reflecting the share of revenue from green activities of investee companies
- **capital expenditure** (CapEx) showing the green investments made by investee companies, e.g. for a transition to a green economy.
- **operational expenditure** (OpEx) reflecting green operational



activities of investee companies.



How does the use of derivatives attain the environmental or social characteristics promoted by the financial product?

The Sub-fund does not make use of derivatives to attain the environmental or social characteristics promoted by the financial product. The Sub-fund may make use of derivatives for hedging, liquidity management and efficient portfolio management as well as investment purposes. Exchange traded and over-the-counter derivatives are permitted, including but not limited to futures, swaps, options and currency forwards. Whilst the Sub-fund may use derivatives both for investment purposes as well as for hedging and efficient portfolio management, it does not utilize derivatives for such purposes outside the intended share of investments allocated to the 'Other' category. In case the Sub-fund uses derivatives, the underlying shall comply with the investment policy. Where relevant, minimum environmental or social safeguards are taken into account as described below.



To what minimum extent are sustainable investments with an environmental objective aligned with the EU Taxonomy?

0%. The Sub-fund does not intend to make Taxonomy-aligned investments. It cannot be excluded that among the Sub-fund's holdings certain investments are Taxonomy aligned. The Sub-fund will report on Taxonomy-aligned investment in the periodic disclosures. In the future, once data-availability in relation to the EU Taxonomy will improve, Robeco might consider setting a target based on turnover or CAPEX. Robeco currently relies on third-party data, including data in relation to companies that do not disclose on the EU Taxonomy alignment of their activities. EU Taxonomy-alignment data is not yet subject to a review by third parties. The Sub-fund only makes investments in equity and therefore it does not have sovereign exposures. The expected level of alignment with and without sovereign bonds is the same.



Does the financial product invest in fossil gas and/or nuclear energy related activities that comply with the EU Taxonomy?⁵⁰

Yes

In fossil gas In nuclear energy

No

To comply with the EU Taxonomy, the criteria for **fossil gas** include limitations on emissions and switching to renewable power or low-carbon fuels

⁵⁰ Fossil gas and/or nuclear related activities will only comply with the EU Taxonomy where they contribute to limiting climate change ("climate change mitigation") and do not significantly harm any EU Taxonomy objective - see explanatory note in the left hand margin. The full criteria for fossil gas and nuclear energy economic activities that comply with the EU Taxonomy are laid down in Commission Delegated Regulation (EU) 2022/1214.

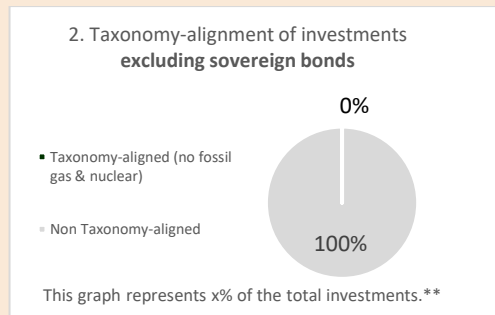
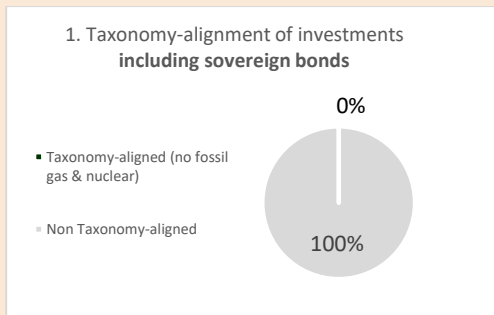
by the end of 2035. For nuclear energy, the criteria include comprehensive safety and waste management rules.

Enabling activities directly enable other activities to make a substantial contribution to an environmental objective.

Transitional activities are activities for which low-carbon alternatives are not yet available and among others have greenhouse gas emission levels corresponding to the best performance.

 are sustainable investments with an environmental objective that **do not take into account the criteria** for environmentally sustainable economic activities under the EU Taxonomy.

The two graphs below show in green the minimum percentage of investments that are aligned with the EU Taxonomy. As there is no appropriate methodology to determine the Taxonomy-alignment of sovereign bonds*, the first graph shows the Taxonomy alignment in relation to all the investments of the financial product including sovereign bonds, while the second graph shows the Taxonomy alignment only in relation to the investments of the financial product other than sovereign bonds.



* For the purpose of these graphs, 'sovereign bonds' consist of all sovereign exposures

** As the investments are not Taxonomy-aligned, the exclusion of sovereign bonds has no impact on the graph and therefore no such percentage is shown here.

 **What is the minimum share of investments in transitional and enabling activities?**

0%.



What is the minimum share of sustainable investments with an environmental objective that are not aligned with the EU Taxonomy?

The Sub-fund intends to make sustainable investments, measured as positive scores via Robeco's SDG Framework. Among those could be investments with environmental objectives that do not qualify as Taxonomy-aligned. The environmental objectives of the Sub-fund are attained by investing in companies that score positively on SDG 12 (Responsible consumption and production), SDG 13 (Climate action), SDG 14 (Life below water), and SDG 15 (Life on land) in Robeco's SDG Framework. While the sum of sustainable investments with an environmental objective and socially sustainable investments always adds up to the Sub-fund's minimum proportion of 40% sustainable investments, we do not commit to a minimum share of sustainable investments with an environmental objective because the Sub-fund's investment strategy does not have a specific environmental investment objective. Therefore, the minimum share of sustainable investments with an environmental objective is 0%.



What is the minimum share of socially sustainable investments?

The Sub-fund intends to make sustainable investments, measured as positive scores via Robeco's SDG Framework. Among those could be investments with social objectives. The social objectives of the Sub-fund are attained by investing in companies that score positively on SDG 1 (No poverty), SDG 2 (Zero hunger), SDG 3 (Good health and well-being), SDG 4 (Quality education), SDG 5 (Gender equality), SDG 6 (Clear water and sanitation), SDG 7 (Affordable and clean energy), SDG 8 (Decent work and economic growth), SDG 9 (Industry, innovation and infrastructure), SDG 10 (Reduced inequalities), SDG 11 (Sustainable cities and communities), SDG 16 (Peace, justice and strong institutions) and SDG 17 (Partnerships for the goals), in Robeco's SDG Framework. While the sum of socially sustainable investments and sustainable investments with an environmental objective always adds up to the Sub-fund's minimum proportion of sustainable investments, we do not commit to a minimum share of socially sustainable investments because the Sub-fund's investment strategy does not have a specific socially sustainable investment objective. Therefore, the minimum share of socially sustainable investments is 0%.



What investments are included under "#2 Other", what is their purpose and are there any minimum environmental or social safeguards?

The type of instruments included under "#2 Other" and their purpose are outlined in Annex I of this Prospectus under the header 'Financial instruments and investment restrictions'. They include cash, cash equivalents, as well as investment funds and eligible asset classes (other than bonds and equities) that do not specifically promote E/S characteristics. As indicated above, the Sub-fund does not make use of derivatives to attain the environmental or social characteristics promoted. The Sub-fund may make use of derivatives, which thus always fall under the category "#2 Other", for hedging, liquidity management and efficient portfolio management as well as investment purposes. Exchange traded and over-the-counter derivatives are permitted, including but not limited to futures, swaps, options and currency forwards. In case the Sub-fund uses derivatives, the underlying shall comply with the investment policy. Where relevant, minimum environmental or social safeguards are taken into account, by, for example, applying Robeco's Exclusion Policy for any single security derivative.



Is a specific index designated as a reference benchmark to determine whether this financial product is aligned with the environmental and/or social characteristics that it promotes?

Not applicable.

Reference benchmarks are indexes to measure whether the financial product attains the environmental or social characteristics that they promote.



Where can I find more product specific information online?

More product-specific information can be found on the website:

<https://www.robeco.com/en-int/products/funds/>

- Robeco's PAI Statement can be accessed via the following link:
<https://www.robeco.com/files/docm/docu-principal-adverse-impact-statement-summary-entity-level.pdf>
- Robeco's Good Governance test can be accessed via the following link:
<https://www.robeco.com/files/docm/docu-robeco-good-governance-policy.pdf>
- Robeco's SDG framework
<https://www.robeco.com/docm/docu-robeco-explanation-sdg-framework.pdf>
- Robeco's sustainability risk policy
<https://www.robeco.com/files/docm/docu-robeco-sustainability-risk-policy.pdf>

o) Robeco QI European Value Equities

Pre-contractual disclosure for the financial products referred to in Article 8, paragraphs 1, 2 and 2a, of Regulation (EU) 2019/2088 and Article 6, first paragraph, of Regulation (EU) 2020/852

Product name: Robeco QI European Value Equities

Legal entity identifier: 213800SX488DS47PZG42

Environmental and/or social characteristics

Does this financial product have a sustainable investment objective?

Yes

No

It will make a minimum of **sustainable investments with an environmental objective: ___%**

- in economic activities that qualify as environmentally sustainable under the EU Taxonomy
- in economic activities that do not qualify as environmentally sustainable under the EU Taxonomy

It will make a minimum of **sustainable investments with a social objective: ___%**

It **promotes Environmental/Social (E/S) characteristics** and while it does not have as its objective a sustainable investment, it will have a minimum proportion of 50% of sustainable investments

- with an environmental objective in economic activities that qualify as environmentally sustainable under the EU Taxonomy
- with an environmental objective in economic activities that do not qualify as environmentally sustainable under the EU Taxonomy
- with a social objective

It promotes E/S characteristics, but **will not make any sustainable investments**

Sustainable investment means an investment in an economic activity that contributes to an environmental or social objective, provided that the investment does not significantly harm any environmental or social objective and that the investee companies follow good governance practices.

The **EU Taxonomy** is a classification system laid down in Regulation (EU) 2020/852, establishing a list of **environmentally sustainable economic activities**. That Regulation does not include a list of socially sustainable economic activities. Sustainable investments with an environmental objective might be aligned with the Taxonomy or not.



What environmental and/or social characteristics are promoted by this financial product?

The Sub-fund has the following E/S characteristics:

1. The Sub-fund promotes certain minimum environmental and social safeguards through applying exclusion criteria with regards to products and business practices that Robeco believes are detrimental to society and incompatible with sustainable investment strategies, such as exposure to controversial behaviour, controversial weapons, and fossil fuels.
2. The Sub-fund promotes having a lower environmental footprint than the general market index referred to in Appendix VI – Benchmarks (the "General Market Index"), through reduction in carbon, water and waste footprints.

Sustainability indicators measure how the environmental or social characteristics promoted by the financial product are attained.

3. The Sub-fund promotes adherence to and conducting business activities in accordance with the United Nations Universal Declaration of Human Rights, the International Labor Organization's (ILO) labor standards, the United Nations Guiding Principles for Business and Human Rights (UNGPs), the United Nations Global Compact (UNGC) and the OECD Guidelines for Multinational Enterprises, by scrutinizing companies that violate these principles.
4. The Sub-fund promotes having a weighted average ESG score that is better than that of the General Market Index.
5. The Sub-fund promotes having a larger share of companies with a positive SDG score (1,2,3) in the portfolio than the General Market Index.

There is no reference benchmark designated for the purpose of attaining the environmental or social characteristics promoted by the Sub-fund.

● ***What sustainability indicators are used to measure the attainment of each of the environmental or social characteristics promoted by this financial product?***

The Sub-fund has the following sustainability indicators:

1. The % of investments in securities that are on Robeco's Exclusion list as result of the application of Robeco's Exclusion Policy.
2. The Sub-fund's weighted carbon, water and waste footprint score compared to the General Market Index.
3. The number of companies that are in violation of the ILO standards, UNGPs, UNGC or OECD Guidelines for Multinational Enterprises and hence are a part of the Enhanced Engagement program.
4. The Sub-fund's weighted average ESG score compared to the General Market Index.
5. The Sub-fund's weight in companies with a positive SDG score (1,2,3) compared to the General Market Index weight in companies with a positive SDG score (1,2,3).

● ***What are the objectives of the sustainable investments that the financial product partially intends to make and how does the sustainable investment contribute to such objectives?***

The sustainable investments aim to contribute to the UN Sustainable Development Goals ("SDGs"), that have both social and environmental objectives. These are 17 goals that are globally recognised and include environmental goals such as climate action, clean water, life on land and water and social goals such as zero hunger, gender equality, education, etc. Robeco has developed a proprietary framework based on the UN SDGs through which an issuer's contribution to such SDGs is determined through a 3-step process. This process starts with a sector baseline on which a company's products are analysed to examine contribution to the society and environment. Further, the operational processes involved in creating such products is checked along with any controversies/litigation claims and remediation actions taken which are perused before a final SDG score is determined. The final score ranges between high negative (-3) to high positive (+3) and only those issuers which achieve positive SDG scores (+1,+2 and +3) are regarded as Sustainable Investments.

● ***How do the sustainable investments that the financial product partially intends to make, not cause significant harm to any environmental or social sustainable investment objective?***

The sustainable investments do no significant harm to any environmental or social sustainable investment objective by considering a principal adverse impact and aligning with the OECD Guidelines for Multinational Enterprises and the UN Guiding Principles on Business and Human Rights. In addition, sustainable investments score positively on Robeco's SDG Framework, and therefore do not cause significant harm.

How have the indicators for adverse impacts on sustainability factors been taken into account?

Mandatory principal adverse impact indicators are considered through Robeco's SDG Framework, either directly or indirectly, when identifying sustainable investments for the Sub-fund. In addition, voluntary environmental and social indicators are taken into account, depending on their relevance for measuring impacts on the SDGs and the availability of data. A detailed description of the incorporation of principal adverse impacts is available via Robeco's Principal Adverse Impact Statement published on the Robeco website (<https://www.robeco.com/files/docm/docu-principal-adverse-impact-statement-summary-entity-level.pdf>). In this statement, Robeco sets out its approach to identifying and prioritizing principal adverse impacts, and how principal adverse impacts are considered as part of Robeco's investment due diligence process and procedures relating to research and analysis, exclusions and restrictions and/or voting and engagement. This description also explains how principal adverse impact indicators are considered by the SDG Framework.

How are the sustainable investments aligned with the OECD Guidelines for Multinational Enterprises and the UN Guiding Principles on Business and Human Rights? Details:

The sustainable investments are aligned with the OECD Guidelines for Multinational Enterprises and the UN Guiding Principles on Business and Human Rights via both Robeco's Exclusion Policy and Robeco's SDG Framework.

Robeco's Exclusion Policy includes an explanation of how Robeco acts in accordance with the International Labor Organization (ILO) standards, United Nations Guiding Principles (UNGPs), United Nations Global Compact (UNGC) Principles and the Organization for Economic Co-operation and Development (OECD) Guidelines for Multinational Enterprises and is guided by these international treaties to assess the behavior of companies. Robeco continuously screens its investments for breaches of these principles. In case of a breach, the company will be excluded or engaged with, and is not considered a sustainable investment.

Robeco's SDG Framework screens for breaches on these principles in the final step of the framework. In this step, Robeco checks whether the company concerned has been involved in any controversies. Involvement in any controversy will result in a negative SDG score for the company, meaning it is not a sustainable investment.

The EU Taxonomy sets out a "do not significant harm" principle by which Taxonomy-aligned investments should not significantly harm EU Taxonomy objectives and is accompanied by specific EU criteria.

The "do no significant harm" principle applies only to those investments underlying the financial product that take into account the EU criteria for environmentally sustainable economic activities. The investments underlying the remaining portion of this financial product do not take into account the EU criteria for environmentally sustainable economic activities.

Any other sustainable investments must also not significantly harm any environmental or social objectives.



Does this financial product consider principal adverse impacts on sustainability factors?

Yes, _____

The Sub-fund considers principal adverse impacts on sustainability factors as referred to in Annex I of the SFDR Delegated Act.

Pre-investment, the following principal adverse impacts on sustainability factors are considered:

- Via the applied normative and activity-based exclusions, the following PAIs are considered:
 - Exposure to companies active in the fossil fuel sector (PAI 4, Table 1)
 - Violations of the UN Global Compact Principles and Organisation for Economic Cooperation and Development (OECD) Guidelines for Multinational Enterprises (PAI 10, Table 1)
 - Activities negatively affecting biodiversity-sensitive areas (PAI 7, Table 1). The consideration of this PAI is currently restricted to applying exclusions to palm oil producing companies and for any breaches to the UNGC, UNGP and OECD Guidelines for Multinational Enterprises in relation to biodiversity.
 - Exposure to controversial weapons (anti-personnel mines, cluster munitions, chemical weapons (PAI 14, Table 1)
- Via the environmental footprint performance targets of the Sub-fund, the following PAIs are considered:
 - Carbon footprint (PAI 2, Table 1)
 - Water and waste indicators (PAI 7-9, Table 1). Robeco will use on water and waste footprint until data quality and coverage of the PAIs will improve.

Post-investment, the following principal adverse impacts on sustainability factors are taken into account:

- Via the application of the voting policy, the following PAIs are considered:
 - All indicators related to GHG emissions (PAI 1-6, Table 1)
 - Indicators related to social and employee matters (PAI 10-13, Table 1; PAI 5-8, Table 3)
- Via Robeco's entity engagement program, the following PAIs are considered:
 - All indicators related to Climate and other environment-related indicators (PAI 1-9, Table 1)
 - Violations of the UN Global Compact Principles and Organisation for Economic Cooperation and Development (OECD) Guidelines for Multinational Enterprises (PAI 10, Table 1)
 - In addition, based on a yearly review of Robeco's performance on all mandatory and selected voluntary indicators, holdings of the Sub-fund that cause adverse impact might be selected for engagement.

More information is available via Robeco's Principal Adverse Impact Statement, published on Robeco's website. The Sub-fund will periodically report how it has considered the principal adverse impacts of its investments in the Company's annual report, which will be made available each year on or before 30 April at the Sub-fund page highlighted in final section of this document.

No

Principal adverse impacts are the most significant negative impacts of investment decisions on sustainability factors relating to environmental, social and employee matters, respect for human rights, anti-corruption and anti-bribery matters.



What investment strategy does this financial product follow?

Robeco QI European Value Equities is an actively managed fund that invests in stocks in European countries. The selection of these stocks is based on a quantitative model as described in the Investment policy strategy paragraph in Appendix I of this Prospectus. The strategy integrates sustainability indicators on a continuous basis as part of the stock selection process. Amongst others, the Sub-fund applies norms-based and activity-based exclusions, Robeco's good governance policy, Robeco's SDG framework and considers Principal Adverse Impacts in the investment process. More product-specific information can be found on our website and the links provided in the final question of this disclosure.

The investment strategy guides investment decisions based on factors such as investment objectives and risk tolerance.

What are the binding elements of the investment strategy used to select the investments to attain each of the environmental or social characteristics promoted by this financial product?

The Sub-fund has the following binding elements:

1. The Sub-fund's portfolio complies with Robeco's Exclusion Policy (<https://www.robeco.com/files/docm/docu-exclusion-policy.pdf>), that is based on exclusion criteria with regards to products and business practices that Robeco believes are detrimental to society and incompatible with sustainable investment strategies. This means that the Sub-fund has 0% exposure to excluded securities, taking into account a grace period. Information with regards to the effects of the exclusions on the Sub-fund's universe can be found at <https://www.robeco.com/files/docm/docu-exclusion-list.pdf>
2. The Sub-fund's weighted carbon, water and waste footprint score is a better than that of the General Market Index.
3. The Sub-fund scrutinizes investment in companies that are in breach of the ILO standards, UNGPs, UNGC or OECD Guidelines for Multinational Enterprises. If a company in the portfolio breaches one of the international guidelines during the investment period, the company will become part of the Enhanced Engagement program. When engagement is deemed highly unlikely to succeed, the company might be excluded directly.
4. The Sub-fund's weighted average ESG score is better than that of the General Market Index.
5. The Sub-fund's weight in companies with a positive SDG score (1,2,3) is better than that of the General Market Index.

What is the committed minimum rate to reduce the scope of the investments considered prior to the application of that investment strategy?

The Sub-fund does not commit to a minimum rate to reduce the scope of investments prior to the application of the investment strategy.

What is the policy to assess good governance practices of the investee companies?

Robeco has a Good Governance policy to assess governance practices of companies. The policy describes how Robeco determines if and when a company does not follow good governance practices and is therefore excluded from the initial investment universe for Article 8 and 9 products. Robeco's Good Governance policy applies to the Sub-fund and tests on a set of governance criteria that reflect widely recognized industry established norms and include topics as employee relations, management structure, tax compliance and remuneration.

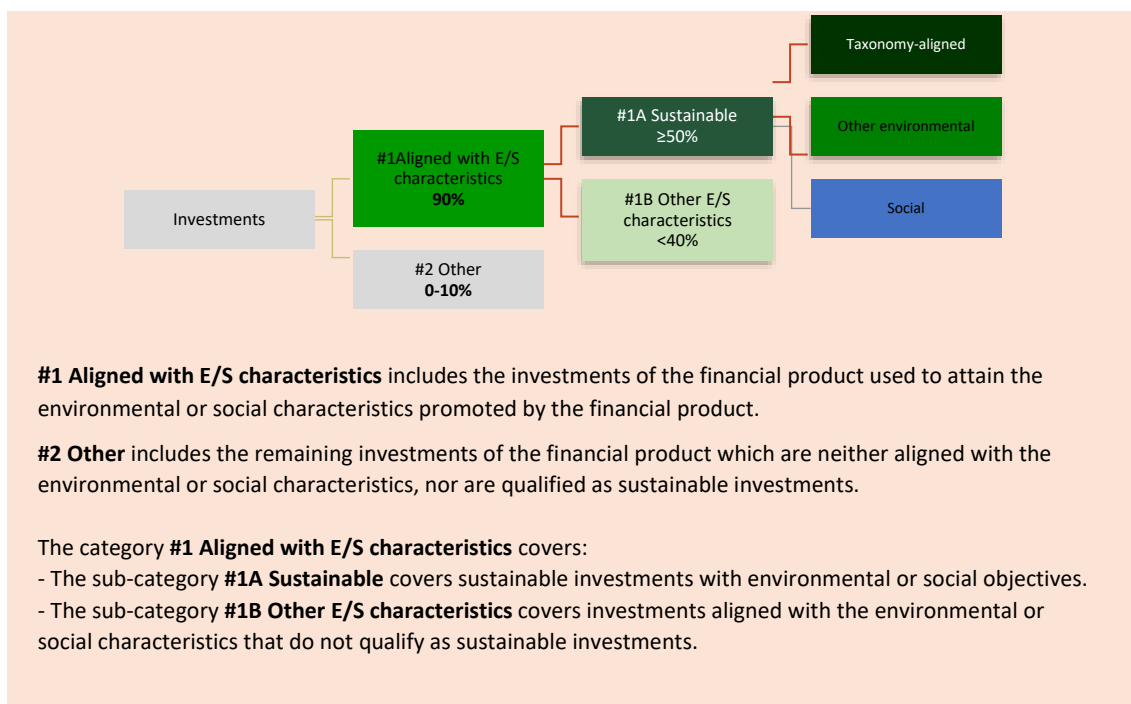
The Good Governance test consists of criteria on such topics that are examined for investee companies and further explained in Robeco's Good Governance policy <https://www.robeco.com/files/docm/docu-robeco-good-governance-policy.pdf>. Additionally, the companies that do not pass the good governance test are reflected in the exclusion list that can be accessed here - <https://www.robeco.com/files/docm/docu-exclusion-list.pdf>.

Good governance practices include sound management structures, employee relations, remuneration of staff and tax compliance.



What is the asset allocation planned for this financial product?

At least 90% of the investments are aligned with the E/S characteristics of the Sub-fund. The Sub-fund plans to make a minimum of 50% sustainable investments, measured by positive scores via Robeco's SDG Framework. The investments in the category Other, estimated between 0-10%, are mostly in cash, cash equivalents and derivatives as further described below. The planned asset allocation is monitored continuously, and evaluated on a yearly basis.



How does the use of derivatives attain the environmental or social characteristics promoted by the financial product?

The Sub-fund does not make use of derivatives to attain the environmental or social characteristics promoted by the financial product. The Sub-fund may make use of derivatives for hedging, liquidity management and efficient portfolio management as well as investment purposes. Exchange traded and over-the-counter derivatives are permitted, including but not limited to futures, swaps, options and currency forwards. Whilst the Sub-fund may use derivatives both for investment purposes as well as for hedging and efficient portfolio management, it does not utilize derivatives for such purposes outside the intended share of investments allocated to the 'Other' category.

In case the Sub-fund uses derivatives, the underlying shall comply with the investment policy. Where relevant, minimum environmental or social safeguards are taken into account as described below.



To what minimum extent are sustainable investments with an environmental objective aligned with the EU Taxonomy?

0%. The Sub-fund does not intend to make Taxonomy-aligned investments. It cannot be excluded that among the Sub-fund's holdings certain investments are Taxonomy aligned. The Sub-fund will report on Taxonomy-aligned investment in the periodic disclosures. In the future, once data-availability in relation to the EU Taxonomy will improve, Robeco might consider setting a target based on turnover or CAPEX. Robeco currently relies on third-party data, including data in relation to companies that do not disclose on the EU Taxonomy alignment of their activities. EU Taxonomy-alignment data is not yet subject to a

Asset allocation describes the share of investments in specific assets.

Taxonomy-aligned activities are expressed as a share of:

- **turnover** reflecting the share of revenue from green activities of investee companies
- **capital expenditure** (CapEx) showing the green investments made by investee companies, e.g. for a transition to a green economy.
- **operational expenditure** (OpEx) reflecting green operational activities of investee companies.

review by third parties. The Sub-fund only makes investments in equity and therefore it does not have sovereign exposures. The expected level of alignment with and without sovereign bonds is the same.

To comply with the EU Taxonomy, the criteria for **fossil gas** include limitations on emissions and switching to renewable power or low-carbon fuels by the end of 2035. For **nuclear energy**, the criteria include comprehensive safety and waste management rules.

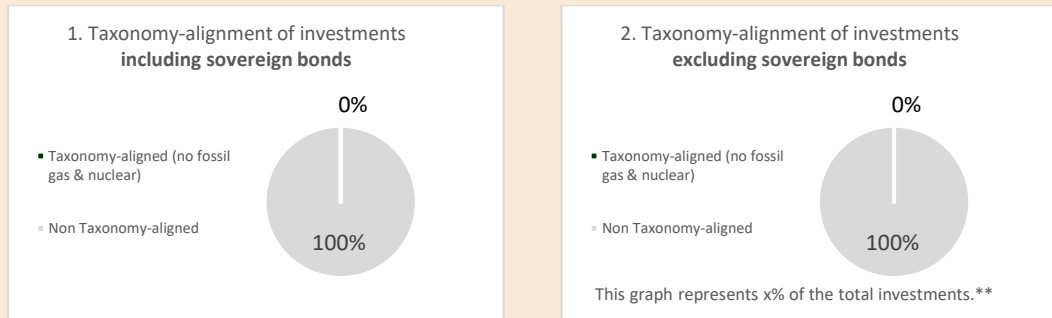
Enabling activities directly enable other activities to make a substantial contribution to an environmental objective.

Transitional activities are activities for which low-carbon alternatives are not yet available and among others have greenhouse gas emission levels corresponding to the best performance.

● **Does the financial product invest in fossil gas and/or nuclear energy related activities that comply with the EU Taxonomy?⁵¹**

- Yes
 - In fossil gas
 - In nuclear energy
- No

The two graphs below show in green the minimum percentage of investments that are aligned with the EU Taxonomy. As there is no appropriate methodology to determine the Taxonomy-alignment of sovereign bonds, the first graph shows the Taxonomy alignment in relation to all the investments of the financial product including sovereign bonds, while the second graph shows the Taxonomy alignment only in relation to the investments of the financial product other than sovereign bonds.*



* For the purpose of these graphs, 'sovereign bonds' consist of all sovereign exposures
 ** As the investments are not Taxonomy-aligned, the exclusion of sovereign bonds has no impact on the graph and therefore no such percentage is shown here.

● **What is the minimum share of investments in transitional and enabling activities?**

0%.



What is the minimum share of sustainable investments with an environmental objective that are not aligned with the EU Taxonomy?

The Sub-fund intends to make sustainable investments, measured as positive scores via Robeco's SDG Framework. Among those could be investments with environmental objectives that do not qualify as Taxonomy-aligned. The environmental objectives of the Sub-fund are attained by investing in companies that score positively on SDG 12 (Responsible consumption and production), SDG 13 (Climate action), SDG 14 (Life below water), and SDG 15 (Life on land) in Robeco's SDG Framework. While the sum of sustainable investments with an environmental objective and socially sustainable investments always adds up to the Sub-fund's minimum proportion of 50% sustainable investments, we do not commit to a minimum share of sustainable investments with an environmental objective because the Sub-fund's

⁵¹ Fossil gas and/or nuclear related activities will only comply with the EU Taxonomy where they contribute to limiting climate change ("climate change mitigation") and do not significantly harm any EU Taxonomy objective - see explanatory note in the left hand margin. The full criteria for fossil gas and nuclear energy economic activities that comply with the EU Taxonomy are laid down in Commission Delegated Regulation (EU) 2022/1214.

 are sustainable investments with an environmental objective that **do not take into account the criteria** for environmentally sustainable economic activities under the EU Taxonomy.

investment strategy does not have a specific environmental investment objective. Therefore, the minimum share of sustainable investments with an environmental objective is 0%.



What is the minimum share of socially sustainable investments?

The Sub-fund intends to make sustainable investments, measured as positive scores via Robeco's SDG Framework. Among those could be investments with social objectives. The social objectives of the Sub-fund are attained by investing in companies that score positively on SDG 1 (No poverty), SDG 2 (Zero hunger), SDG 3 (Good health and well-being), SDG 4 (Quality education), SDG 5 (Gender equality), SDG 6 (Clear water and sanitation), SDG 7 (Affordable and clean energy), SDG 8 (Decent work and economic growth), SDG 9 (Industry, innovation and infrastructure), SDG 10 (Reduced inequalities), SDG 11 (Sustainable cities and communities), SDG 16 (Peace, justice and strong institutions) and SDG 17 (Partnerships for the goals), in Robeco's SDG Framework. While the sum of socially sustainable investments and sustainable investments with an environmental objective always adds up to the Sub-fund's minimum proportion of sustainable investments, we do not commit to a minimum share of socially sustainable investments because the Sub-fund's investment strategy does not have a specific socially sustainable investment objective. Therefore, the minimum share of socially sustainable investments is 0%.



What investments are included under "#2 Other", what is their purpose and are there any minimum environmental or social safeguards?

The type of instruments included under "#2 Other" and their purpose are outlined in Annex I of this Prospectus under the header 'Financial instruments and investment restrictions'. They include cash, cash equivalents, as well as investment funds and eligible asset classes (other than bonds and equities) that do not specifically promote E/S characteristics. As indicated above, the Sub-fund does not make use of derivatives to attain the environmental or social characteristics promoted. The Sub-fund may make use of derivatives, which thus always fall under the category "#2 Other", for hedging, liquidity management and efficient portfolio management as well as investment purposes. Exchange traded and over-the-counter derivatives are permitted, including but not limited to futures, swaps, options and currency forwards. In case the Sub-fund uses derivatives, the underlying shall comply with the investment policy. Where relevant, minimum environmental or social safeguards are taken into account, by, for example, applying Robeco's Exclusion Policy for any single security derivative.



Is a specific index designated as a reference benchmark to determine whether this financial product is aligned with the environmental and/or social characteristics that it promotes?

Not applicable.

Reference benchmarks are indexes to measure whether the financial product attains the environmental or social characteristics that they promote.



Where can I find more product specific information online?

More product-specific information can be found on the website:

<https://www.robeco.com/en-int/products/funds/>

- Robeco's PAI Statement can be accessed via the following link:
<https://www.robeco.com/files/docm/docu-principal-adverse-impact-statement-summary-entity-level.pdf>
- Robeco's Good Governance test can be accessed via the following link:
<https://www.robeco.com/files/docm/docu-robeco-good-governance-policy.pdf>
- Robeco's SDG framework
<https://www.robeco.com/docm/docu-robeco-explanation-sdg-framework.pdf>
- Robeco's sustainability risk policy
<https://www.robeco.com/files/docm/docu-robeco-sustainability-risk-policy.pdf>

p) Robeco QI US Climate Beta Equities

Pre-contractual disclosure for the financial products referred to in Article 9, paragraphs 1 to 4a, of Regulation (EU) 2019/2088 and Article 5, first paragraph, of Regulation (EU) 2020/852

Product name: Robeco QI US Climate Beta Equities

Legal entity identifier: 2138002ROX4K9YH3D187

Sustainable investment objective

Does this financial product have a sustainable investment objective?



Yes



No

It will make a minimum of **sustainable investments with an environmental objective: 50%**

- in economic activities that qualify as environmentally sustainable under the EU Taxonomy
- in economic activities that do not qualify as environmentally sustainable under the EU Taxonomy

It will make a minimum of **sustainable investments with a social objective: 10%**

It **promotes Environmental/Social (E/S) characteristics** and while it does not have as its objective a sustainable investment, it will have a minimum proportion of ___% of sustainable investments

- with an environmental objective in economic activities that qualify as environmentally sustainable under the EU Taxonomy
- with an environmental objective in economic activities that do not qualify as environmentally sustainable under the EU Taxonomy
- with a social objective

It promotes E/S characteristics, but **will not make any sustainable investments**

Sustainable investment means an investment in an economic activity that contributes to an environmental or social objective, provided that the investment does not significantly harm any environmental or social objective and that the investee companies follow good governance practices.

The **EU Taxonomy** is a classification system laid down in Regulation (EU) 2020/852, establishing a list of **environmentally sustainable economic activities**. That Regulation does not include a list of socially sustainable economic activities. Sustainable investments with an environmental objective might be aligned with the Taxonomy or not.



What is the sustainable investment objective of this financial product?

The sustainable investments of the Sub-fund aims to reduce the carbon footprint of the portfolio and thereby contribute towards the goals of the Paris Agreement to keep the maximum global temperature rise well-below 2°C.

Sustainability indicators measure how the sustainable objectives of this

financial product
are attained.

The Sub-fund has a carbon-reduction objective and uses the MSCI USA EU PAB Overlay Index to monitor the carbon profile of the Sub-fund. The sustainable investments contribute partly to the environmental objective of Climate Mitigation under the Taxonomy regulation.

● ***What sustainability indicators are used to measure the attainment of the sustainable investment objective of this financial product?***

The Sub-fund has the following sustainability indicators:

1. The number of holdings and agenda items voted.
2. The Sub-fund's weighted carbon footprint score compared to the Paris-Aligned Benchmark.
3. The Sub-fund's weighted water and waste footprint score compared to the general market index referred to in Appendix VI – Benchmarks (the "General Market Index").
4. The % of investments in securities that are on Robeco's Exclusion list as result of the application of the Robeco's Exclusion Policy.
5. The number of holdings that are in violation of the UNGPs or OECD Guidelines for Multinational Enterprises.
6. The Sub-fund's weighted average ESG score compared to the General Market Index.
7. The proportion of companies that hold a negative SDG score (-3, -2 or -1) based on the internally developed SDG Framework.
8. The Sub-fund's weight in companies with a positive SDG score (1,2,3) compared to the General Market Index weight in companies with a positive SDG score (1,2,3).

● ***How do sustainable investments not cause significant harm to any environmental or social sustainable investment objective?***

The sustainable investments do no significant harm to any environmental or social sustainable investment objective by considering a principal adverse impact and aligning with the OECD Guidelines for Multinational Enterprises and the UN Guiding Principles on Business and Human Rights. In addition, sustainable investments made through the Paris-Aligned Benchmark follow eligibility requirements as per Article 12 of the EU regulation EU Paris-aligned Benchmarks and sustainability-related disclosures for benchmarks and follows Robeco's Exclusion policy. In accordance with Robeco's SDG framework, any off benchmark investments are only considered by the Sub-fund when they have a positive contribution to the UN SDGs and therefore not cause significant harm to any environmental or social sustainable investment objective.

How have the indicators for adverse impacts on sustainability factors been taken into account?

All sustainable investments are constituents of Paris-Aligned Benchmark, or follow the benchmark methodology. The benchmark methodology directly assesses the following PAI indicators:

- Table 1, PAI 2 (Carbon Footprint)
- Table 1, PAI 4 (Exposure to companies in the fossil fuel sector)
- Table 1, PAI 10 (Violations of the UN Global Compact principles and Organisation for Economic Cooperation and Development (OECD) Guidelines for Multinational Enterprises)
- Table 1, PAI 14 (Exposure to controversial weapons)

Post-investment, the Sub-fund assesses the performance on all mandatory PAI indicators on a regular basis.

A detailed description of the incorporation of principal adverse impacts is available via Robeco's Principal Adverse Impact Statement published on the Robeco website (<https://www.robeco.com/files/docm/docu-principal-adverse-impact-statement-summary-entity-level.pdf>).

How are the sustainable investments aligned with the OECD Guidelines for Multinational Enterprises and the UN Guiding Principles on Business and Human Rights?

The sustainable investments are aligned with the OECD Guidelines for Multinational Enterprises and the UN Guiding Principles on Business and Human Rights via both Robeco's Exclusion Policy as well as the methodology of the benchmark provider.



Does this financial product consider principal adverse impacts on sustainability factors?

Yes, _____

The Sub-fund considers principal adverse impacts on sustainability factors as referred to in Annex I of the SFDR Delegated Act.

Pre-investment, the following principal adverse impacts on sustainability factors are considered:

- Via the applied normative and activity-based exclusions, the following PAIs are considered:
 - Exposure to companies active in the fossil fuel sector (PAI 4, Table 1)
 - Violations of the UN Global Compact Principles and Organisation for Economic Cooperation and Development (OECD) Guidelines for Multinational Enterprises (PAI 10, Table 1)
 - Activities negatively affecting biodiversity-sensitive areas (PAI 7, Table 1). The consideration of this PAI is currently restricted to applying exclusions to palm oil producing companies and for any breaches to the UNGC, UNGP and OECD Guidelines for Multinational Enterprises in relation to biodiversity.
 - Exposure to controversial weapons (anti-personnel mines, cluster munitions, chemical weapons (PAI 14, Table 1)
- Via the environmental footprint performance targets of the Sub-fund, the following PAIs are considered:
 - Carbon footprint (PAI 2, Table 1), via the Paris-Aligned Benchmark
 - Water and waste indicators (PAI 8-9, Table 1). Robeco will use on water and waste footprint until data quality and coverage of the PAIs will improve.

Post-investment, the following principal adverse impacts on sustainability factors are taken into account:

- Via the application of the voting policy, the following PAIs are considered:
 - All indicators related to GHG emissions (PAI 1-6, Table 1)
 - Indicators related to social and employee matters (PAI 10-13, Table 1; PAI 5-8, Table 3)
- Via Robeco's entity engagement program, the following PAIs are considered:
 - All indicators related to Climate and other environment-related indicators (PAI 1-9, Table 1)
 - Violations of the UN Global Compact Principles and Organisation for Economic Cooperation and Development (OECD) Guidelines for Multinational Enterprises (PAI 10, Table 1)
 - Activities negatively affecting biodiversity sensitive areas (PAI 7, Table 1). The consideration of this PAI is currently restricted to applying exclusions to palm oil producing companies and

Principal adverse impacts are the most significant negative impacts of investment decisions on sustainability factors relating to environmental, social and employee matters, respect for human rights, anti-corruption and anti-bribery matters.

for any breaches to the UNGC, UNGP and OECD Guidelines for Multinational Enterprises in relation to biodiversity.

- In addition, based on a yearly review of Robeco's performance on all mandatory and selected voluntary indicators, holdings of the Sub-fund that cause adverse impact might be selected for engagement

More information is available via Robeco's Principal Adverse Impact Statement, published on Robeco's website. The Sub-fund will periodically report how it has considered the principal adverse impacts of its investments in the Company's annual report, which will be made available each year on or before 30 April at the Sub-fund page highlighted in final section of this document.

No



What investment strategy does this financial product follow?

Robeco QI US Climate Beta Equities is an actively managed fund that invests in equities of companies in the United States of America. The selection of these stocks is based on a quantitative model as described in the Investment policy strategy paragraph in Appendix I of this Prospectus.

Beta stands for the investment management approach of the Sub-fund that follows the sole purpose of pursuing the sustainable investment objective of the Sub-fund. The strategy integrates sustainability indicators on a continuous basis as part of the stock selection process. Amongst others, the Sub-fund applies norms-based and activity-based exclusions, Robeco's good governance policy, Robeco's SDG framework and considers Principal Adverse Impacts in the investment process. More product-specific information can be found on our website and the links provided in the final question of this disclosure.

What are the binding elements of the investment strategy used to select the investments to attain the sustainable investment objective?

The Sub-fund has the following binding elements:

1. All equity holdings have a granted right to vote and Robeco exerts that right by voting according to Robeco's Proxy Voting Policy, unless impediments occur (e.g. share blocking or when not considered cost efficient). Robeco's Proxy Voting Policy can be found at <https://www.robeco.com/files/docm/docu-robeco-stewardship-policy.pdf>
2. The Sub-fund's weighted carbon footprint score is better than that of the Paris-Aligned Benchmark.
3. The Sub-fund's weighted water and waste footprint score is at least 20% better than that of the General Market Index.
4. The Sub-fund fully complies with activity based exclusions with regards to products (including controversial weapons, tobacco, palm oil, and thermal coal, upstream oil and gas and electricity producers in line with Article 12 of the EU regulation Climate Transition Benchmarks, EU Paris-aligned Benchmarks and sustainability-related disclosures for benchmarks) as applicable. In addition, the Sub-fund's portfolio complies with Robeco's Exclusion Policy (<https://www.robeco.com/files/docm/docu-exclusion-policy.pdf>), that is based on exclusion criteria with regards to products and business practices that Robeco believes are detrimental to society and incompatible with sustainable investment strategies. This means that the Sub-fund has 0% exposure to excluded securities, taking into account a grace period. Information with regards to the effects of the exclusions on the Sub-fund's universe can be found at <https://www.robeco.com/files/docm/docu-exclusion-list.pdf>
5. The Sub-fund avoids investment in companies that are in breach of the ILO standards, UNGPs, UNGC or OECD Guidelines for Multinational Enterprises. Companies that breach these international norms will be excluded from the investment universe.

The investment strategy guides investment decisions based on factors such as investment objectives and risk tolerance.

6. The Sub-fund's weighted average ESG score is at least 10% better than that of the General Market Index.
7. The Sub-fund excludes all negative SDG scores (-3, -2 or -1).
8. The Sub-fund's weight in companies with a positive SDG score (1,2,3) is at least 20% better than that of the General Market Index, measured as a ratio.

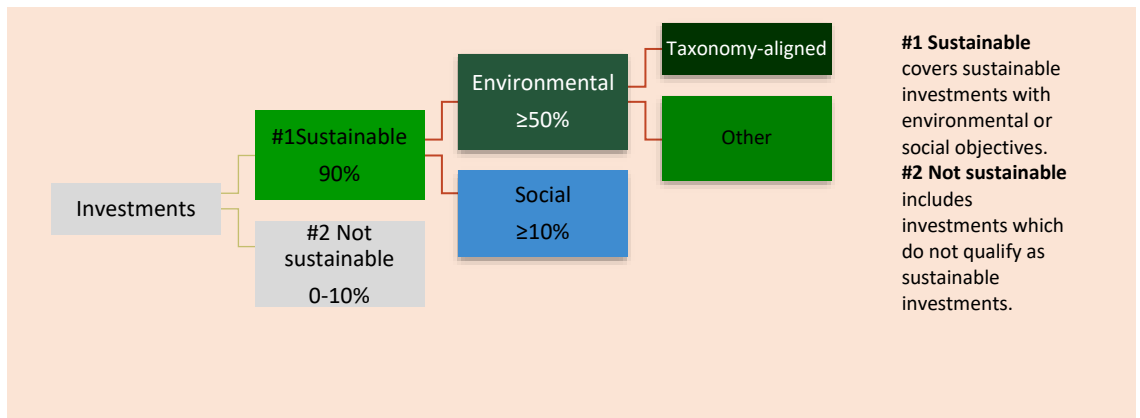
What is the policy to assess good governance practices of the investee companies?

Robeco has a Good Governance policy to assess governance practices of companies. The policy describes how Robeco determines if and when a company does not follow good governance practices and is therefore excluded from the initial investment universe for Article 8 and 9 products. Robeco's Good Governance policy applies to the Sub-fund and tests on a set of governance criteria that reflect widely recognized industry established norms and include topics as employee relations, management structure, tax compliance and remuneration.

The Good Governance test consists of criteria on such topics that are examined for investee companies and further explained in Robeco's Good Governance policy <https://www.robeco.com/files/docm/docu-robeco-good-governance-policy.pdf>. Additionally, the companies that do not pass the good governance test are reflected in the exclusion list that can be accessed here - <https://www.robeco.com/files/docm/docu-exclusion-list.pdf>.

What is the asset allocation and the minimum share of sustainable investments?

The Sub-fund plans to make a minimum of 90% sustainable investments, measured by the by holdings that are part of the Paris-Aligned Benchmark or follow the methodology of the Paris-Aligned Benchmark. The investments in the category non-sustainable, estimated between 0-10%, are in cash and cash equivalents. The planned asset allocation is monitored continuously, and evaluated on a yearly basis.



How does the use of derivatives attain the sustainable investment objective?

The Sub-fund does not make use of derivatives to attain the sustainable objective promoted by the financial product. The Sub-fund may make use of derivatives for hedging and liquidity management. This includes the usage of derivatives to manage currency and market exposures in a cost-effective manner. To that purpose exchange traded and over-the-counter derivatives linked to equity indices and currencies are permitted.

In case the Sub-fund uses derivatives, the underlying shall comply with the investment policy. Where relevant, minimum environmental or social safeguards are taken into account.

Good governance practices include sound management structures, employee relations, remuneration of staff and tax compliance.



Asset allocation describes the share of investments in specific assets.

Taxonomy-aligned activities are expressed as a share of:

- **turnover** reflecting the share of revenue from green activities of investee companies
- **capital expenditure** (CapEx) showing the green investments made by investee companies, e.g. for a transition to a green economy.
- **operational expenditure** (OpEx) reflecting green operational activities of

investee companies.



To what minimum extent are sustainable investments with an environmental objective aligned with the EU Taxonomy?

The Sub-fund intends to contribute to the climate change mitigation objective under the EU Taxonomy. The Sub-fund commits to a minimum share of 0% of Taxonomy-aligned activities. The Sub-fund intends to increase the minimum share of Taxonomy aligned activities for the Sub-fund once data availability in relation to the EU Taxonomy improves and stabilises.

The Sub-fund will report on Taxonomy-aligned investment in the periodic disclosures. In the future, once data-availability in relation to the EU Taxonomy will improve, Robeco might consider setting a target based on turnover or CAPEX. Robeco currently relies on third-party data in relation to the EU Taxonomy, including data in relation to companies that do not disclose on the EU Taxonomy alignment of their activities. EU Taxonomy-alignment data is not yet subject to a review by third parties. Given the current commitment, the expected level of alignment with and without sovereign bonds is the same.

Does the financial product invest in fossil gas and/or nuclear energy related activities that comply with the EU Taxonomy⁵²?

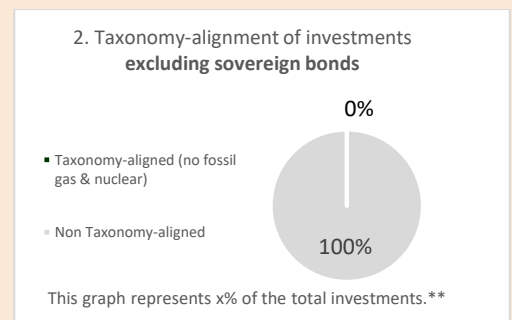
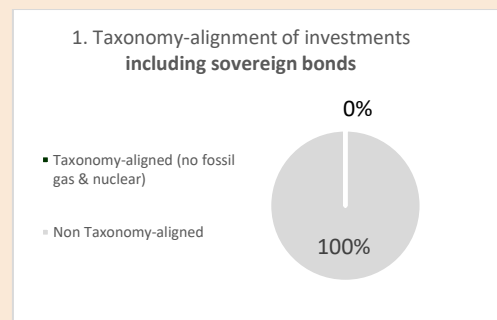
Yes:

In fossil gas

In nuclear energy

No

The two graphs below show in green the minimum percentage of investments that are aligned with the EU Taxonomy. As there is no appropriate methodology to determine the Taxonomy-alignment of sovereign bonds*, the first graph shows the Taxonomy alignment in relation to all the investments of the financial product including sovereign bonds, while the second graph shows the Taxonomy alignment only in relation to the investments of the financial product other than sovereign bonds.



* For the purpose of these graphs, 'sovereign bonds' consist of all sovereign exposures

** As the investments are not Taxonomy-aligned, the exclusion of sovereign bonds has no impact on the graph and therefore no such percentage is shown here.

To comply with the EU Taxonomy, the criteria for **fossil gas** include limitations on emissions and switching to fully renewable power or low-carbon fuels by the end of 2035. For **nuclear energy**, the criteria include comprehensive safety and waste management rules.

Enabling activities directly enable other activities to make a substantial contribution to an environmental objective.

Transitional activities are activities for which

⁵² Fossil gas and/or nuclear related activities will only comply with the EU Taxonomy where they contribute to limiting climate change ("climate change mitigation") and do not significantly harm any EU Taxonomy objective - see explanatory note in the left hand margin. The full criteria for fossil gas and nuclear energy economic activities that comply with the EU Taxonomy are laid down in Commission Delegated Regulation (EU) 2022/1214.

low-carbon alternatives are not yet available and among others have greenhouse gas emission levels corresponding to the best performance.



What is the minimum share of investments in transitional and enabling activities?

0%.

What is the minimum share of sustainable investments with an environmental objective that are not aligned with the EU Taxonomy?

The Sub-fund makes sustainable investments with environmental objectives that do not qualify as Taxonomy-aligned. Given the Sub-fund's investment strategy and the specific environmental investment objective, the Sub-fund commits to a minimum share of sustainable investments of 50% with an environmental objective. The environmental objectives of the Sub-fund are attained by investing in companies, in line with a low carbon scenario stipulated by the Paris-aligned benchmark methodology.

In addition, the Sub-fund intends to make sustainable investments off-benchmark, measured as positive scores via Robeco's SDG Framework. Among those could be sustainable investments with environmental objectives which are companies that score positively on SDG 12 (Responsible consumption and production), SDG 13 (Climate action), SDG 14 (Life below water), and SDG 15 (Life on land) in Robeco's SDG Framework.

The sum of sustainable investments with an environmental objective and socially sustainable investments will always add up to the Sub-fund's minimum proportion of 90% sustainable investments.

What is the minimum share of sustainable investments with a social objective?

Within the off-benchmark holdings (i.e. holdings that are not part of the Paris-Aligned Benchmark), the Sub-fund intends to make sustainable investments with a social objective. Given the Sub-fund's investment strategy and the specific social investment objective, the Sub-fund commits to a minimum share of sustainable investments of 10% with a social objective, measured by off-benchmark holdings that have a positive score via Robeco's SDG Framework. The social objectives of the Sub-fund are attained by investing in companies that score positively on SDG 1 (No poverty), SDG 2 (Zero hunger), SDG 3 (Good health and well-being), SDG 4 (Quality education), SDG 5 (Gender equality), SDG 6 (Clean water and sanitation), SDG 7 (Affordable and clean energy), SDG 8 (Decent work and economic growth), SDG 9 (Industry, innovation and infrastructure), SDG 10 (Reduced inequalities), SDG 11 (Sustainable cities and communities), SDG 16 (Peace, justice and strong institutions) and SDG 17 (Partnerships for the goals), in Robeco's SDG Framework.

The sum of socially sustainable investments and sustainable investments with an environmental objective will always add up to the Sub-fund's minimum proportion of 90% sustainable investments.

What investments are included under "#2 Not sustainable", what is their purpose and are there any minimum environmental or social safeguards?

The type of instruments included under "#2 Not Sustainable" and their purpose are outlined in Annex I of this Prospectus under the header 'Financial instruments and investment restrictions'. They include cash, cash equivalents, as well as investment funds and eligible asset classes (other than bonds and equities) that do not specifically promote E/S characteristics. As indicated above, the Sub-fund does not make use of derivatives to attain its sustainable objective. The Sub-fund may make use of derivatives for hedging and liquidity management. This includes the usage of derivatives to manage currency and market exposures in a cost-effective manner. For the management of currency exposure FX Forwards are allowed. The exchange traded derivatives linked to equity indices, such as equity index futures covering the market universe, are permitted for cash equitization. In case the Sub-fund uses such index market derivatives, these shall be temporary positions as defined by the investment

are sustainable investments with an environmental objective that do not take into account the criteria for environmentally sustainable economic activities under the EU Taxonomy.



restrictions. Where relevant, minimum environmental or social safeguards are taken into account by monitoring and performing suitability tests on index futures constituents following Robeco's Exclusion Policy.



Is a specific index designated as a reference benchmark to meet the sustainable investment objective?

Yes, the Sub-fund uses the MSCI USA EU PAB Overlay Index as a reference index to meet the carbon footprint reduction objective of the Sub-fund and thereby keeping the maximum global temperature rise well-below 2°C.

Reference benchmarks are indexes to measure whether the financial product attains the sustainable investment objective.

● ***How does the reference benchmark take into account sustainability factors in a way that is continuously aligned with the sustainable investment objective?***

The MSCI EU PAB Overlay Indices are constructed from their corresponding Parent Indexes using an optimization-based approach and aim to:

- Reduce the weighted average greenhouse gas intensity by 50% compared to the underlying investment universe.
- Reduce the weighted average greenhouse gas (GHG) intensity by 7% on an annualized basis.
- Achieve a modest tracking error compared to the Parent Index and low turnover.
- Exclude companies based on the following criteria: Companies involved in Controversial Weapons businesses, Very Severe ESG Controversies, Severe Environmental Controversies, Tobacco Manufacturing, Thermal Coal, Oil & Gas and Fossil Fuel-based power generation.

● ***How is the alignment of the investment strategy with the methodology of the index ensured on a continuous basis?***

The methodology of the reference index follows rebalancing rules which ensures alignment with the investment strategy and objective of the Sub-fund.

The index uses data such as MSCI Climate Change Metrics, MSCI Climate Value-at-Risk, MSCI ESG Sustainable Impact Metrics, MSCI ESG Controversies and MSCI Business Involvement Screening Research) as of the end of the month, preceding the Index Reviews, for the rebalancing of the index.

The Sub-fund follows a rebalancing strategy which ensures that the carbon footprint of the Sub-fund is better than that of the reference index. This in turn ensures that the investment strategy of the Sub-fund aligns with the methodology of the reference index. The methodology of the reference index takes into account a decarbonization trajectory of at least 7% GHG intensity per annum along with specific sector or activity exclusions and including involvement in controversial weapons.

● ***How does the designated index differ from a relevant broad market index?***

The benchmark differs from a broad general market index in that the latter does not take into account in its methodology any criteria on the carbon reduction objective and carbon footprint of companies.

● ***Where can the methodology used for the calculation of the designated index be found?***

The index methodology can be found on the relevant webpages by the index provider: <https://www.msci.com>



Where can I find more product specific information online?

More product-specific information can be found on the website:

<https://www.robeco.com/en-int/products/funds/>

- Robeco's PAI Statement can be accessed via the following link:
<https://www.robeco.com/files/docm/docu-principal-adverse-impact-statement-summary-entity-level.pdf>
- Robeco's Good Governance test can be accessed via the following link:
<https://www.robeco.com/files/docm/docu-robeco-good-governance-policy.pdf>
- Robeco's SDG framework
<https://www.robeco.com/docm/docu-robeco-explanation-sdg-framework.pdf>
- Robeco's sustainability risk policy
<https://www.robeco.com/files/docm/docu-robeco-sustainability-risk-policy.pdf>

q) Robeco QI European Active Equities

Pre-contractual disclosure for the financial products referred to in Article 8, paragraphs 1, 2 and 2a, of Regulation (EU) 2019/2088 and Article 6, first paragraph, of Regulation (EU) 2020/852

Product name: Robeco QI European Active Equities

Legal entity identifier: 213800SATZYOKMAPLJ87

Environmental and/or social characteristics

Does this financial product have a sustainable investment objective?

Yes

No

It will make a minimum of **sustainable investments with an environmental objective: ___%**

- in economic activities that qualify as environmentally sustainable under the EU Taxonomy
- in economic activities that do not qualify as environmentally sustainable under the EU Taxonomy

It will make a minimum of **sustainable investments with a social objective: ___%**

It **promotes Environmental/Social (E/S) characteristics** and while it does not have as its objective a sustainable investment, it will have a minimum proportion of 50% of sustainable investments

- with an environmental objective in economic activities that qualify as environmentally sustainable under the EU Taxonomy
- with an environmental objective in economic activities that do not qualify as environmentally sustainable under the EU Taxonomy
- with a social objective

It promotes E/S characteristics, but **will not make any sustainable investments**

Sustainable investment means an investment in an economic activity that contributes to an environmental or social objective, provided that the investment does not significantly harm any environmental or social objective and that the investee companies follow good governance practices.

The **EU Taxonomy** is a classification system laid down in Regulation (EU) 2020/852, establishing a list of **environmentally sustainable economic activities**. That Regulation does not include a list of socially sustainable economic activities. Sustainable investments with an environmental objective might be aligned with the Taxonomy or not.



What environmental and/or social characteristics are promoted by this financial product?

The Sub-fund has the following E/S characteristics:

1. The Sub-fund promotes certain minimum environmental and social safeguards through applying exclusion criteria with regards to products and business practices that Robeco believes are detrimental to society and incompatible with sustainable investment strategies, such as exposure to controversial behaviour, controversial weapons, and fossil fuels.
2. The Sub-fund promotes having a lower environmental footprint than the general market index referred to in Appendix VI – Benchmarks (the "General Market Index"), through reduction in carbon, water and waste footprints.
3. The Sub-fund promotes adherence to and conducting business activities in accordance with the United Nations Universal Declaration of Human Rights, the International Labor Organization's (ILO) labor standards, the United Nations Guiding Principles for Business and Human Rights (UNGPs), the United Nations Global Compact (UNGC) and the OECD Guidelines for Multinational Enterprises, by scrutinizing companies that violate these principles.
4. The Sub-fund promotes having a weighted average ESG score that is better than that of the General Market Index.
5. The Sub-fund promotes having a larger share of companies with a positive SDG score (1,2,3) in the portfolio than the General Market Index.

There is no reference benchmark designated for the purpose of attaining the environmental or social characteristics promoted by the Sub-fund.

What sustainability indicators are used to measure the attainment of each of the environmental or social characteristics promoted by this financial product?

The Sub-fund has the following sustainability indicators:

1. The % of investments in securities that are on Robeco's Exclusion list as result of the application of Robeco's Exclusion Policy.
2. The Sub-fund's weighted carbon, water and waste footprint score compared to the General Market Index.
3. The number of companies that are in violation of the ILO standards, UNGPs, UNGC or OECD Guidelines for Multinational Enterprises and hence are a part of the Enhanced Engagement program.
4. The Sub-fund's weighted average ESG score compared to the General Market Index.
5. The Sub-fund's weight in companies with a positive SDG score (1,2,3) compared to the General Market Index weight in companies with a positive SDG score (1,2,3).

What are the objectives of the sustainable investments that the financial product partially intends to make and how does the sustainable investment contribute to such objectives?

The sustainable investments aim to contribute to the UN Sustainable Development Goals ("SDGs"), that have both social and environmental objectives. These are 17 goals that are globally recognised and include environmental goals such as climate action, clean water, life on land and water and social goals such as zero hunger, gender equality, education, etc. Robeco has developed a proprietary framework based on the UN SDGs through which an issuer's contribution to such SDGs is determined through a 3-step process. This process starts with a sector baseline on which a company's products are analysed to examine contribution to the society and environment. Further, the operational processes involved in creating such products is checked along with any controversies/litigation claims and remediation actions taken which are perused before a final SDG score is determined. The final score ranges between high

Sustainability indicators measure how the environmental or social characteristics promoted by the financial product are attained.

negative (-3) to high positive (+3) and only those issuers which achieve positive SDG scores (+1, +2 and +3) are regarded as Sustainable Investments.

● ***How do the sustainable investments that the financial product partially intends to make, not cause significant harm to any environmental or social sustainable investment objective?***

The sustainable investments do no significant harm to any environmental or social sustainable investment objective by considering a principal adverse impact and aligning with the OECD Guidelines for Multinational Enterprises and the UN Guiding Principles on Business and Human Rights. In addition, sustainable investments score positively on Robeco's SDG Framework, and therefore do not cause significant harm.

How have the indicators for adverse impacts on sustainability factors been taken into account?

Mandatory principal adverse impact indicators are considered through Robeco's SDG Framework, either directly or indirectly, when identifying sustainable investments for the Sub-fund. In addition, voluntary environmental and social indicators are taken into account, depending on their relevance for measuring impacts on the SDGs and the availability of data. A detailed description of the incorporation of principal adverse impacts is available via Robeco's Principal Adverse Impact Statement published on the Robeco website (<https://www.robeco.com/files/docm/docu-principal-adverse-impact-statement-summary-entity-level.pdf>). In this statement, Robeco sets out its approach to identifying and prioritizing principal adverse impacts, and how principal adverse impacts are considered as part of Robeco's investment due diligence process and procedures relating to research and analysis, exclusions and restrictions and/or voting and engagement. This description also explains how principal adverse impact indicators are considered by the SDG Framework.

How are the sustainable investments aligned with the OECD Guidelines for Multinational Enterprises and the UN Guiding Principles on Business and Human Rights? Details:

The sustainable investments are aligned with the OECD Guidelines for Multinational Enterprises and the UN Guiding Principles on Business and Human Rights via both Robeco's Exclusion Policy and Robeco's SDG Framework.

Robeco's Exclusion Policy includes an explanation of how Robeco acts in accordance with the International Labor Organization (ILO) standards, United Nations Guiding Principles (UNGPs), United Nations Global Compact (UNGC) Principles and the Organization for Economic Co-operation and Development (OECD) Guidelines for Multinational Enterprises and is guided by these international treaties to assess the behavior of companies. Robeco continuously screens its investments for breaches of these principles. In case of a breach, the company will be excluded or engaged with, and is not considered a sustainable investment.

Robeco's SDG Framework screens for breaches on these principles in the final step of the framework. In this step, Robeco checks whether the company concerned has been involved in any controversies. Involvement in any controversy will result in a negative SDG score for the company, meaning it is not a sustainable investment.

The EU Taxonomy sets out a "do not significant harm" principle by which Taxonomy-aligned investments should not significantly harm EU Taxonomy objectives and is accompanied by specific EU criteria.

The "do no significant harm" principle applies only to those investments underlying the financial product that take into account the EU criteria for environmentally sustainable economic activities. The investments underlying the remaining portion of this financial product do not take into account the EU criteria for environmentally sustainable economic activities.

Any other sustainable investments must also not significantly harm any environmental or social objectives.



Does this financial product consider principal adverse impacts on sustainability factors?

Yes, _____

The Sub-fund considers principal adverse impacts on sustainability factors as referred to in Annex I of the SFDR Delegated Act.

Pre-investment, the following principal adverse impacts on sustainability factors are considered:

- Via the applied normative and activity-based exclusions, the following PAIs are considered:
 - Exposure to companies active in the fossil fuel sector (PAI 4, Table 1)
 - Violations of the UN Global Compact Principles and Organisation for Economic Cooperation and Development (OECD) Guidelines for Multinational Enterprises (PAI 10, Table 1)
 - Activities negatively affecting biodiversity-sensitive areas (PAI 7, Table 1). The consideration of this PAI is currently restricted to applying exclusions to palm oil producing companies and for any breaches to the UNGC, UNGP and OECD Guidelines for Multinational Enterprises in relation to biodiversity.
 - Exposure to controversial weapons (anti-personnel mines, cluster munitions, chemical weapons (PAI 14, Table 1)
- Via the environmental footprint performance targets of the Sub-fund, the following PAIs are considered:
 - Carbon footprint (PAI 2, Table 1)
 - Water and waste indicators (PAI 7-9, Table 1). Robeco will use on water and waste footprint until data quality and coverage of the PAIs will improve.

Post-investment, the following principal adverse impacts on sustainability factors are taken into account:

- Via Robeco's entity engagement program, the following PAIs are considered:
 - All indicators related to Climate and other environment-related indicators (PAI 1-9, Table 1)
 - Violations of the UN Global Compact Principles and Organisation for Economic Cooperation and Development (OECD) Guidelines for Multinational Enterprises (PAI 10, Table 1)

Principal adverse impacts are the most significant negative impacts of investment decisions on sustainability factors relating to environmental, social and employee matters, respect for human rights, anti-corruption and anti-bribery matters.

- In addition, based on a yearly review of Robeco's performance on all mandatory and selected voluntary indicators, holdings of the Sub-fund that cause adverse impact might be selected for engagement.

More information is available via Robeco's Principal Adverse Impact Statement, published on Robeco's website. The Sub-fund will periodically report how it has considered the principal adverse impacts of its investments in the Company's annual report, which will be made available each year on or before 30 April at the Sub-fund page highlighted in final section of this document.

No



What investment strategy does this financial product follow?

Robeco QI European Active Equities is an actively managed fund that invests in stocks of companies in Europe. The selection of these stocks is based on a quantitative model as described in the Investment policy strategy paragraph in Appendix I of this Prospectus. The strategy integrates sustainability indicators on a continuous basis as part of the stock selection process. Amongst others, the Sub-fund applies norms-based and activity-based exclusions, Robeco's good governance policy, Robeco's SDG framework and considers Principal Adverse Impacts in the investment process. More product-specific information can be found on our website and the links provided in the final question of this disclosure.

The investment strategy guides investment decisions based on factors such as investment objectives and risk tolerance.

What are the binding elements of the investment strategy used to select the investments to attain each of the environmental or social characteristics promoted by this financial product?

The Sub-fund has the following binding elements:

1. The Sub-fund's portfolio complies with Robeco's Exclusion Policy (<https://www.robeco.com/files/docm/docu-exclusion-policy.pdf>), that is based on exclusion criteria with regards to products and business practices that Robeco believes are detrimental to society and incompatible with sustainable investment strategies. This means that the Sub-fund has 0% exposure to excluded securities, taking into account a grace period. Information with regards to the effects of the exclusions on the Sub-fund's universe can be found at <https://www.robeco.com/files/docm/docu-exclusion-list.pdf>
2. The Sub-fund's weighted carbon, water and waste footprint score is a better than that of the General Market Index.
3. The Sub-fund scrutinizes investment in companies that are in breach of the ILO standards, UNGPs, UNGC or OECD Guidelines for Multinational Enterprises. If a company in the portfolio breaches one of the international guidelines during the investment period, the company will become part of the Enhanced Engagement program. When engagement is deemed highly unlikely to succeed, the company might be excluded directly.
4. The Sub-fund's weighted average ESG score is better than that of the General Market Index.
5. The Sub-fund's weight in companies with a positive SDG score (1,2,3) is better than that of the General Market Index.

What is the committed minimum rate to reduce the scope of the investments considered prior to the application of that investment strategy?

The Sub-fund does not commit to a minimum rate to reduce the scope of investments prior to the application of the investment strategy.

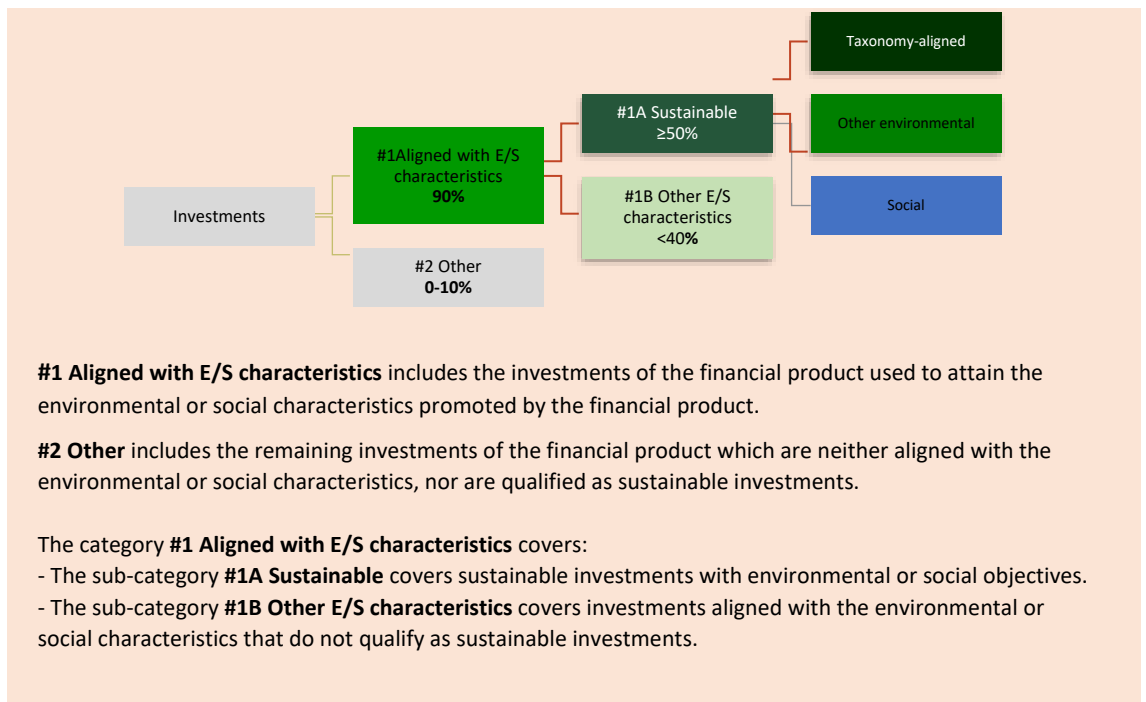
What is the policy to assess good governance practices of the investee companies?

Robeco has a Good Governance policy to assess governance practices of companies. The policy describes how Robeco determines if and when a company does not follow good governance practices and is therefore excluded from the initial investment universe for Article 8 and 9 products. Robeco's Good Governance policy applies to the Sub-fund and tests on a set of governance criteria that reflect widely recognized industry established norms and include topics as employee relations, management structure, tax compliance and remuneration.

The Good Governance test consists of criteria on such topics that are examined for investee companies and further explained in Robeco's Good Governance policy <https://www.robeco.com/files/docm/docu-robeco-good-governance-policy.pdf>. Additionally, the companies that do not pass the good governance test are reflected in the exclusion list that can be accessed here - <https://www.robeco.com/files/docm/docu-exclusion-list.pdf>.

What is the asset allocation planned for this financial product?

At least 90% of the investments are aligned with the E/S characteristics of the Sub-fund. The Sub-fund plans to make a minimum of 50% sustainable investments, measured by positive scores via Robeco's SDG Framework. The investments in the category Other, estimated between 0-10%, are mostly in cash, cash equivalents and derivatives as further described below. The planned asset allocation is monitored continuously, and evaluated on a yearly basis.



How does the use of derivatives attain the environmental or social characteristics promoted by the financial product?

The Sub-fund does not make use of derivatives to attain the environmental or social characteristics promoted by the financial product. The Sub-fund may make use of derivatives for hedging, liquidity management and efficient portfolio management as well as investment purposes. Exchange traded and over-the-counter derivatives are permitted, including but not limited to futures, swaps, options and currency forwards. Whilst the Sub-fund may use derivatives both for investment purposes as well as for hedging and efficient portfolio management, it does not utilize derivatives for such purposes outside the

Good governance practices include sound management structures, employee relations, remuneration of staff and tax compliance.



Asset allocation describes the share of investments in specific assets.

Taxonomy-aligned activities are expressed as a share of:

- **turnover** reflecting the share of revenue from green activities of investee companies
- **capital expenditure** (CapEx) showing the green investments made by investee companies, e.g. for a transition to a green economy.
- **operational expenditure** (OpEx) reflecting green operational activities of investee companies.

intended share of investments allocated to the 'Other' category.

In case the Sub-fund uses derivatives, the underlying shall comply with the investment policy. Where relevant, minimum environmental or social safeguards are taken into account as described below.



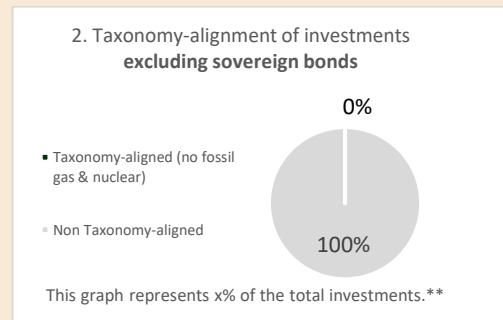
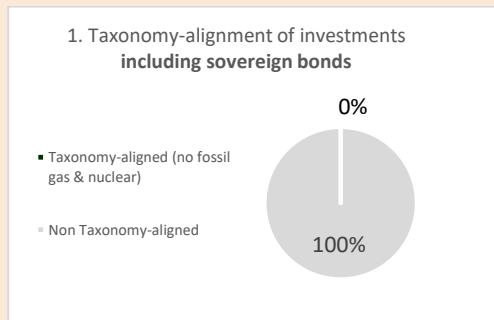
To what minimum extent are sustainable investments with an environmental objective aligned with the EU Taxonomy?

0%. The Sub-fund does not intend to make Taxonomy-aligned investments. It cannot be excluded that among the Sub-fund's holdings certain investments are Taxonomy aligned. The Sub-fund will report on Taxonomy-aligned investment in the periodic disclosures. In the future, once data-availability in relation to the EU Taxonomy will improve, Robeco might consider setting a target based on turnover or CAPEX. Robeco currently relies on third-party data, including data in relation to companies that do not disclose on the EU Taxonomy alignment of their activities. EU Taxonomy-alignment data is not yet subject to a review by third parties. The Sub-fund only makes investments in equity and therefore it does not have sovereign exposures. The expected level of alignment with and without sovereign bonds is the same.

Does the financial product invest in fossil gas and/or nuclear energy related activities that comply with the EU Taxonomy?⁵³

- Yes
 - In fossil gas
 - In nuclear energy
- No

The two graphs below show in green the minimum percentage of investments that are aligned with the EU Taxonomy. As there is no appropriate methodology to determine the Taxonomy-alignment of sovereign bonds, the first graph shows the Taxonomy alignment in relation to all the investments of the financial product including sovereign bonds, while the second graph shows the Taxonomy alignment only in relation to the investments of the financial product other than sovereign bonds.*



*** For the purpose of these graphs, 'sovereign bonds' consist of all sovereign exposures**
**** As the investments are not Taxonomy-aligned, the exclusion of sovereign bonds has no impact on the graph and therefore no such percentage is shown here.**

To comply with the EU Taxonomy, the criteria for **fossil gas** include limitations on emissions and switching to renewable power or low-carbon fuels by the end of 2035. For **nuclear energy**, the criteria include comprehensive safety and waste management rules.

Enabling activities directly enable other activities to make a substantial contribution to an environmental objective.

Transitional activities are activities for which low-carbon alternatives are not yet available and among others have greenhouse gas emission levels

⁵³ Fossil gas and/or nuclear related activities will only comply with the EU Taxonomy where they contribute to limiting climate change ("climate change mitigation") and do not significantly harm any EU Taxonomy objective - see explanatory note in the left hand margin. The full criteria for fossil gas and nuclear energy economic activities that comply with the EU Taxonomy are laid down in Commission Delegated Regulation (EU) 2022/1214.

corresponding to the best performance.

● **What is the minimum share of investments in transitional and enabling activities?**

0%.



What is the minimum share of sustainable investments with an environmental objective that are not aligned with the EU Taxonomy?

The Sub-fund intends to make sustainable investments, measured as positive scores via Robeco's SDG Framework. Among those could be investments with environmental objectives that do not qualify as Taxonomy-aligned. The environmental objectives of the Sub-fund are attained by investing in companies that score positively on SDG 12 (Responsible consumption and production), SDG 13 (Climate action), SDG 14 (Life below water), and SDG 15 (Life on land) in Robeco's SDG Framework. While the sum of sustainable investments with an environmental objective and socially sustainable investments always adds up to the Sub-fund's minimum proportion of 50% sustainable investments, we do not commit to a minimum share of sustainable investments with an environmental objective because the Sub-fund's investment strategy does not have a specific environmental investment objective. Therefore, the minimum share of sustainable investments with an environmental objective is 0%.



What is the minimum share of socially sustainable investments?

The Sub-fund intends to make sustainable investments, measured as positive scores via Robeco's SDG Framework. Among those could be investments with social objectives. The social objectives of the Sub-fund are attained by investing in companies that score positively on SDG 1 (No poverty), SDG 2 (Zero hunger), SDG 3 (Good health and well-being), SDG 4 (Quality education), SDG 5 (Gender equality), SDG 6 (Clear water and sanitation), SDG 7 (Affordable and clean energy), SDG 8 (Decent work and economic growth), SDG 9 (Industry, innovation and infrastructure), SDG 10 (Reduced inequalities), SDG 11 (Sustainable cities and communities), SDG 16 (Peace, justice and strong institutions) and SDG 17 (Partnerships for the goals), in Robeco's SDG Framework. While the sum of socially sustainable investments and sustainable investments with an environmental objective always adds up to the Sub-fund's minimum proportion of sustainable investments, we do not commit to a minimum share of socially sustainable investments because the Sub-fund's investment strategy does not have a specific socially sustainable investment objective. Therefore, the minimum share of socially sustainable investments is 0%.



are sustainable investments with an environmental objective that **do not take into account the criteria** for environmentally sustainable economic activities under the EU Taxonomy.



What investments are included under "#2 Other", what is their purpose and are there any minimum environmental or social safeguards?

The type of instruments included under "#2 Other" and their purpose are outlined in Annex I of this Prospectus under the header 'Financial instruments and investment restrictions'. They include cash, cash equivalents, as well as investment funds and eligible asset classes (other than bonds and equities) that do not specifically promote E/S characteristics. As indicated above, the Sub-fund does not make use of derivatives to attain the environmental or social characteristics promoted. The Sub-fund may make use of derivatives, which thus always fall under the category "#2 Other", for hedging, liquidity management and efficient portfolio management as well as investment purposes. Exchange traded and over-the-counter derivatives are permitted, including but not limited to futures, swaps, options and currency forwards. In case the Sub-fund uses derivatives, the underlying shall comply with the investment policy. Where relevant, minimum environmental or social safeguards are taken into account, by, for example, applying Robeco's Exclusion Policy for any single security derivative.



Is a specific index designated as a reference benchmark to determine whether this financial product is aligned with the environmental and/or social characteristics that it promotes?

Not applicable.

Reference benchmarks are indexes to measure whether the financial product attains the environmental or social characteristics that they promote.



Where can I find more product specific information online?

More product-specific information can be found on the website:

<https://www.robeco.com/en-int/products/funds/>

- Robeco's PAI Statement can be accessed via the following link:
<https://www.robeco.com/files/docm/docu-principal-adverse-impact-statement-summary-entity-level.pdf>
- Robeco's Good Governance test can be accessed via the following link:
<https://www.robeco.com/files/docm/docu-robeco-good-governance-policy.pdf>
- Robeco's SDG framework
<https://www.robeco.com/docm/docu-robeco-explanation-sdg-framework.pdf>
- Robeco's sustainability risk policy
<https://www.robeco.com/files/docm/docu-robeco-sustainability-risk-policy.pdf>

r) Robeco Transition Asian Equities

Pre-contractual disclosure for the financial products referred to in Article 8, paragraphs 1, 2 and 2a, of Regulation (EU) 2019/2088 and Article 6, first paragraph, of Regulation (EU) 2020/852

Product name: Robeco Transition Asian Equities

Legal entity identifier: 2138007MXBYFOD9BCI87

Environmental and/or social characteristics

Does this financial product have a sustainable investment objective?

Yes

No

It will make a minimum of **sustainable investments with an environmental objective: ____%**

- in economic activities that qualify as environmentally sustainable under the EU Taxonomy
- in economic activities that do not qualify as environmentally sustainable under the EU Taxonomy

It will make a minimum of **sustainable investments with a social objective: ____%**

It promotes **Environmental/Social (E/S) characteristics** and while it does not have as its objective a sustainable investment, it will have a minimum proportion of 50% of sustainable investments

- with an environmental objective in economic activities that qualify as environmentally sustainable under the EU Taxonomy
- with an environmental objective in economic activities that do not qualify as environmentally sustainable under the EU Taxonomy
- with a social objective

It promotes E/S characteristics, but **will not make any sustainable investments**

Sustainable investment means an investment in an economic activity that contributes to an environmental or social objective, provided that the investment does not significantly harm any environmental or social objective and that the investee companies follow good governance practices.

The **EU Taxonomy** is a classification system laid down in Regulation (EU) 2020/852, establishing a list of **environmentally sustainable economic activities**. That Regulation does not include a list of socially sustainable economic activities. Sustainable investments with an environmental objective might be aligned with the Taxonomy or not.



What environmental and/or social characteristics are promoted by this financial product?

Sustainability indicators measure how the environmental or social characteristics promoted by the financial product are attained.

The Sub-fund has the following E/S characteristics:

1. The Sub-fund promotes Transition-related Investments contributing to the goals of the Paris Agreement.
2. The Sub-fund promotes investment in a portfolio that contributes to the Sustainable Development Goals (SDGs).
3. The Sub-fund promotes certain minimum environmental and social safeguards through applying exclusion criteria with regards to products and business practices that Robeco believes are detrimental to society and incompatible with sustainable investment strategies, such as exposure to controversial behavior, controversial weapons, and fossil fuels.
4. The Sub-fund promotes adherence to and conducting business activities in accordance with the United Nations Universal Declaration of Human Rights, the International Labor Organization's (ILO) labor standards, the United Nations Guiding Principles for Business and Human Rights (UNGPs), the United Nations Global Compact (UNGC) and the OECD Guidelines for Multinational Enterprises.
5. The Sub-fund promotes good governance and sustainable corporate practices through proxy voting, which contributes to long-term shareholder value creation. This includes taking an active stance on social and environmental topics through Robeco's proxy voting policy.
6. The Sub-fund limits investing in companies with an elevated sustainability risk based on ESG risk scores whereas all such investments require separate approval of a dedicated committee that oversees that all investments are substantiated and eligible based on a fundamental review on the sustainability risk.

There is no reference Benchmark designated for the purpose of attaining the environmental or social characteristics promoted by the Sub-fund.

● **What sustainability indicators are used to measure the attainment of each of the environmental or social characteristics promoted by this financial product?**

The Sub-fund has the following sustainability indicators:

1. The proportion of Transition-related Investments contributing to the goals of the Paris Agreement.
2. The proportion of companies that hold a positive or neutral SDG score based on the internally developed SDG Framework.
3. The % of investments in securities that are on Robeco's Exclusion list as result of the application of Robeco's Exclusion Policy.
4. The number of companies that are in violation of the ILO standards, UNGPs, UNGC or OECD Guidelines for Multinational Enterprises.
5. The number of holdings and agenda items voted.
6. The % of holdings with an elevated sustainability risk profile.

● **What are the objectives of the sustainable investments that the financial product partially intends to make and how does the sustainable investment contribute to such objectives?**

The sustainable investments aim to contribute to the UN Sustainable Development Goals ("SDGs"), that have both social and environmental objectives. These are 17 goals that are globally recognised and include environmental goals such as climate action, clean water, life on land and water and social goals such as zero hunger, gender equality, education, etc. Robeco has developed a proprietary framework based on the UN SDGs through which an issuer's contribution to such SDGs is determined through a 3-step process. This process starts with a sector baseline on which a company's products are analysed to examine contribution to the society and environment. Further, the operational processes involved in creating such products is checked along with any controversies/litigation claims and remediation actions

taken which are perused before a final SDG score is determined. The final score ranges between high negative (-3) to high positive (+3) and only those issuers which achieve positive SDG scores (+1, +2 and +3) are regarded as Sustainable Investments. Investments in transition assets can, but do not per se need to be, sustainable investments.

● ***How do the sustainable investments that the financial product partially intends to make, not cause significant harm to any environmental or social sustainable investment objective?***

The sustainable investments do no significant harm to any environmental or social sustainable investment objective by considering a principal adverse impact and aligning with the OECD Guidelines for Multinational Enterprises and the UN Guiding Principles on Business and Human Rights. In addition, sustainable investments score positively on Robeco's SDG Framework, and therefore do not cause significant harm.

How have the indicators for adverse impacts on sustainability factors been taken into account?

Mandatory principal adverse impact indicators are considered through Robeco's SDG Framework, either directly or indirectly, when identifying sustainable investments for the Sub-fund. In addition, voluntary environmental and social indicators are taken into account, depending on their relevance for measuring impacts on the SDGs and the availability of data. A detailed description of the incorporation of principal adverse impacts is available via Robeco's Principal Adverse Impact Statement published on the Robeco website (<https://www.robeco.com/files/docm/docu-principal-adverse-impact-statement-summary-entity-level.pdf>). In this statement, Robeco sets out its approach to identifying and prioritizing principal adverse impacts, and how principal adverse impacts are considered as part of Robeco's investment due diligence process and procedures relating to research and analysis, exclusions and restrictions and/or voting and engagement. This description also explains how principal adverse impact indicators are considered by the SDG Framework.

How are the sustainable investments aligned with the OECD Guidelines for Multinational Enterprises and the UN Guiding Principles on Business and Human Rights? Details:

The sustainable investments are aligned with the OECD Guidelines for Multinational Enterprises and the UN Guiding Principles on Business and Human Rights via both Robeco's Exclusion Policy and Robeco's SDG Framework.

Robeco's Exclusion Policy includes an explanation of how Robeco acts in accordance with the International Labor Organization (ILO) standards, United Nations Guiding Principles (UNGPs), United Nations Global Compact (UNGC) Principles and the Organization for Economic Co-operation and Development (OECD) Guidelines for Multinational Enterprises and is guided by these international treaties to assess the behavior of companies. Robeco continuously screens its investments for breaches of these principles. In case of a breach, the company will be excluded or engaged with, and is not considered a sustainable investment.

Robeco's SDG Framework screens for breaches on these principles in the final step of the framework. In this step, Robeco checks whether the company concerned has been involved in any controversies. Involvement in any controversy will result in a negative SDG score for the company, meaning it is not a sustainable investment.

The EU Taxonomy sets out a "do not significant harm" principle by which Taxonomy-aligned investments should not significantly harm EU Taxonomy objectives and is accompanied by specific EU criteria.

The "do no significant harm" principle applies only to those investments underlying the financial product that take into account the EU criteria for environmentally sustainable economic activities. The investments underlying the remaining portion of this financial product do not take into account the EU criteria for environmentally sustainable economic activities.

Any other sustainable investments must also not significantly harm any environmental or social objectives.



Does this financial product consider principal adverse impacts on sustainability factors?

Yes, _____

The Sub-fund considers principal adverse impacts on sustainability factors as referred to in Annex I of the SFDR Delegated Act.

Pre-investment, the following principal adverse impacts on sustainability factors are considered:

- Via the applied normative and activity-based exclusions, the following PAIs are considered:
 - Exposure to companies active in the fossil fuel sector (PAI 4, Table 1)
 - Violations of the UN Global Compact Principles and Organisation for Economic Cooperation and Development (OECD) Guidelines for Multinational Enterprises (PAI 10, Table 1)
 - Activities negatively affecting biodiversity-sensitive areas (PAI 7, Table 1). The consideration of this PAI is currently restricted to applying exclusions to palm oil producing companies and for any breaches to the UNGC, UNGP and OECD Guidelines for Multinational Enterprises in relation to biodiversity.
 - Exposure to controversial weapons (anti-personnel mines, cluster munitions, chemical weapons (PAI 14, Table 1)
- Via the ESG integration process, as part of the investment due diligence policies and procedures, the following PAIs are considered:
 - All indicators related to GHG emissions, as part of the required Climate Risk analysis (PAI 1-6, Table 1, PAI 4, Table 2)
 - Biodiversity, water and waste indicators (PAI 7-9, Table 1)
 - Board gender diversity (PAI 13, Table 1)

Post-investment, the following principal adverse impacts on sustainability factors are taken into account:

- Via the application of the voting policy, the following PAIs are considered:
 - All indicators related to GHG emissions (PAI 1-6, Table 1)

Principal adverse impacts are the most significant negative impacts of investment decisions on sustainability factors relating to environmental, social and employee matters, respect for human rights, anti-corruption and anti-bribery matters.

- Indicators related to social and employee matters (PAI 10-13, Table 1; PAI 5-8, Table 3)
- o Via Robeco's entity engagement program, the following PAIs are considered:
 - All indicators related to Climate and other environment-related indicators (PAI 1-9, Table 1)
 - Violations of the UN Global Compact Principles and Organisation for Economic Cooperation and Development (OECD) Guidelines for Multinational Enterprises (PAI 10, Table 1). On an ongoing basis, the investment universe is scanned for controversial behavior in relation to the aforementioned principles and guidelines.
 - In addition, based on a yearly review of Robeco's performance on all mandatory and selected voluntary indicators, holdings of the Sub-fund that cause adverse impact might be selected for engagement.

More information is available via Robeco's Principal Adverse Impact Statement, published on Robeco's website. The Sub-fund will periodically report how it has considered the principal adverse impacts of its investments in the Company's annual report, which will be made available each year on or before 30 April at the Sub-fund page highlighted in final section of this document.

No



What investment strategy does this financial product follow?

Robeco Transition Asian Equities is an actively managed Sub-fund that invests in equities in Asia. The selection of these stocks is based on fundamental analysis as described in the Investment policy strategy paragraph in Appendix I of this Prospectus. The strategy integrates sustainability indicators on a continuous basis as part of the stock selection process. Amongst others, the Sub-fund applies norms-based and activity-based exclusions, Robeco's good governance policy, Robeco's SDG framework and considers Principal Adverse Impacts in the investment process. More product-specific information can be found on our website and the links provided in the final question of this disclosure.

The investment strategy guides investment decisions based on factors such as investment objectives and risk tolerance.

What are the binding elements of the investment strategy used to select the investments to attain each of the environmental or social characteristics promoted by this financial product?

The Sub-fund has the following binding elements:

1. At least 50% is invested in Transition-related Investments contributing to the goals of the Paris Agreement.
2. Other equity holdings (i.e., next to the Transition-related Investments) are invested in companies with a positive or neutral SDG score.
3. The Sub-fund's portfolio complies with Robeco's Exclusion Policy (<https://www.robeco.com/files/docm/docu-exclusion-policy.pdf>), that is based on exclusion criteria with regards to products and business practices that Robeco believes are detrimental to society and incompatible with sustainable investment strategies, such as exposure to controversial behavior, controversial weapons, and fossil fuels. This means that the Sub-fund has 0% exposure to excluded securities, taking into account a grace period. Information with regards to the effects of the exclusions on the Sub-fund's universe can be found at <https://www.robeco.com/files/docm/docu-exclusion-list.pdf>.
4. The Sub-fund avoids investment in companies that are in breach of the ILO standards, UNGPs, UNGC or OECD Guidelines for Multinational Enterprises. Companies that breach the international norms will be excluded from the investment universe.
5. All equity holdings have a granted right to vote and Robeco exerts that right by voting according to Robeco's Proxy Voting Policy, unless impediments occur (e.g. share blocking). Robeco's Proxy

Voting Policy can be found at <https://www.robeco.com/files/docm/docu-robeco-stewardship-policy.pdf>.

6. Investments with an elevated sustainability risk are defined by Robeco as companies with an ESG Risk Rating of 40 and higher (the ESG Risk Rating is explained in the sustainability risk policy which can be accessed via <https://www.robeco.com/docm/docu-robeco-sustainability-risk-policy.pdf>). The Sub-fund is limited to a maximum exposure of 5% to investments with an elevated sustainability risk, based on the market weight in the portfolio taking into account regional differences and Benchmark. Each investment with an ESG Risk rating of higher than 40 requires separate approval by a dedicated committee of sustainable investment specialists, compliance and risk management that oversees the bottom-up sustainability analysis.

● **What is the committed minimum rate to reduce the scope of the investments considered prior to the application of that investment strategy?**

The Sub-fund does not commit to a minimum rate to reduce the scope of investments prior to the application of the investment strategy.

● **What is the policy to assess good governance practices of the investee companies?**

Robeco has a Good Governance policy to assess governance practices of companies. The policy describes how Robeco determines if and when a company does not follow good governance practices and is therefore excluded from the initial investment universe for Article 8 and 9 products. Robeco's Good Governance policy applies to the Sub-fund and tests on a set of governance criteria that reflect widely recognized industry established norms and include topics as employee relations, management structure, tax compliance and remuneration.

The Good Governance test consists of criteria on such topics that are examined for investee companies and further explained in Robeco's Good Governance policy <https://www.robeco.com/files/docm/docu-robeco-good-governance-policy.pdf>. Additionally, the companies that do not pass the good governance test are reflected in the exclusion list that can be accessed here - <https://www.robeco.com/files/docm/docu-exclusion-list.pdf>.

● **What is the asset allocation planned for this financial product?**

At least 80% of the investments are aligned with the E/S characteristics of the Sub-fund. The Sub-fund plans to make a minimum of 50% sustainable investments, measured by positive scores via Robeco's SDG Framework. The investments in the category Other, estimated between 0-20%, are mostly in cash, cash equivalents and derivatives as further described below. The planned asset allocation is monitored continuously, and evaluated on a yearly basis.

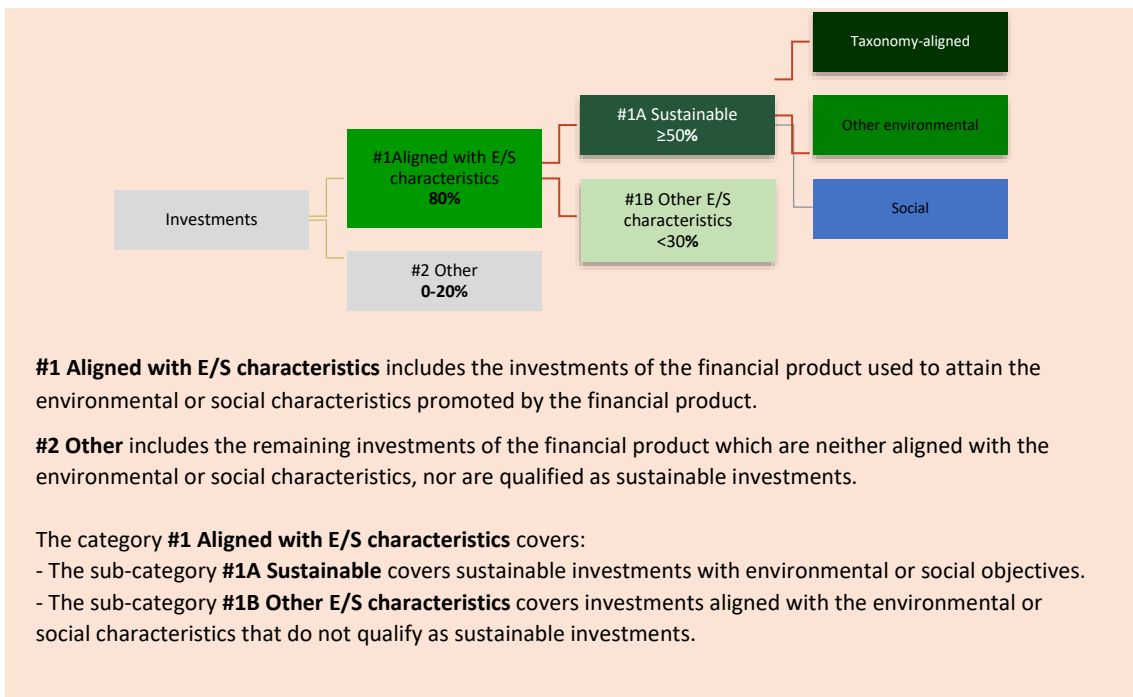
Good governance practices include sound management structures, employee relations, remuneration of staff and tax compliance.



Asset allocation describes the share of investments in specific assets.

Taxonomy-aligned activities are expressed as a share of:

- **turnover** reflecting the share of revenue from green activities of investee companies
- **capital expenditure** (CapEx) showing the green investments made by investee companies, e.g. for a transition to a green economy.
- **operational expenditure** (OpEx) reflecting green operational activities of investee companies.



#1 Aligned with E/S characteristics includes the investments of the financial product used to attain the environmental or social characteristics promoted by the financial product.

#2 Other includes the remaining investments of the financial product which are neither aligned with the environmental or social characteristics, nor are qualified as sustainable investments.

The category **#1 Aligned with E/S characteristics** covers:

- The sub-category **#1A Sustainable** covers sustainable investments with environmental or social objectives.
- The sub-category **#1B Other E/S characteristics** covers investments aligned with the environmental or social characteristics that do not qualify as sustainable investments.

● **How does the use of derivatives attain the environmental or social characteristics promoted by the financial product?**

The Sub-fund does not make use of derivatives to attain the environmental or social characteristics promoted by the financial product. The Sub-fund may make use of derivatives for hedging, liquidity management and efficient portfolio management as well as investment purposes. Exchange traded and over-the-counter derivatives are permitted, including but not limited to futures, swaps, options and currency forwards. Whilst the Sub-fund may use derivatives both for investment purposes as well as for hedging and efficient portfolio management, it does not utilize derivatives for such purposes outside the intended share of investments allocated to the 'Other' category.

In case the Sub-fund uses derivatives, the underlying shall comply with the investment policy. Where relevant, minimum environmental or social safeguards are taken into account as described below.



To what minimum extent are sustainable investments with an environmental objective aligned with the EU Taxonomy?

0%. The Sub-fund does not intend to make Taxonomy-aligned investments. It cannot be excluded that among the Sub-fund's holdings certain investments are Taxonomy aligned. The Sub-fund will report on Taxonomy-aligned investment in the periodic disclosures. In the future, once data-availability in relation to the EU Taxonomy will improve, Robeco might consider setting a target based on turnover or CAPEX. Robeco currently relies on third-party data, including data in relation to companies that do not disclose on the EU Taxonomy alignment of their activities. EU Taxonomy-alignment data is not yet subject to a review by third parties. The Sub-fund only makes investments in equity and therefore it does not have sovereign exposures. The expected level of alignment with and without sovereign bonds is the same.

To comply with the EU Taxonomy, the criteria for **fossil gas** include limitations on emissions and switching to renewable power or low-carbon fuels by the end of 2035. For **nuclear energy**, the criteria include comprehensive safety and waste management rules.

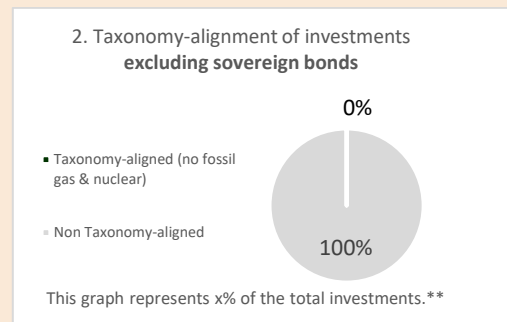
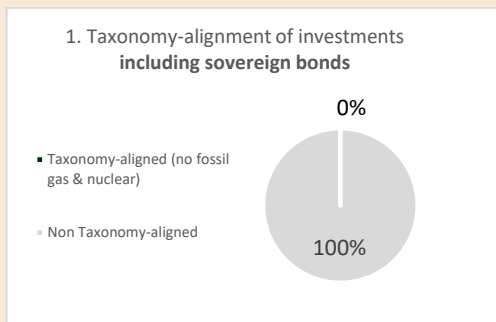
Enabling activities directly enable other activities to make a substantial contribution to an environmental objective.

Transitional activities are activities for which low-carbon alternatives are not yet available and among others have greenhouse gas emission levels corresponding to the best performance.

● **Does the financial product invest in fossil gas and/or nuclear energy related activities that comply with the EU Taxonomy?**⁵⁴

- Yes
 - In fossil gas
 - In nuclear energy
- No

The two graphs below show in green the minimum percentage of investments that are aligned with the EU Taxonomy. As there is no appropriate methodology to determine the Taxonomy-alignment of sovereign bonds, the first graph shows the Taxonomy alignment in relation to all the investments of the financial product including sovereign bonds, while the second graph shows the Taxonomy alignment only in relation to the investments of the financial product other than sovereign bonds.*



* For the purpose of these graphs, 'sovereign bonds' consist of all sovereign exposures
 ** As the investments are not Taxonomy-aligned, the exclusion of sovereign bonds has no impact on the graph and therefore no such percentage is shown here.

● **What is the minimum share of investments in transitional and enabling activities?**


0%. The Sub-fund does not intend to make investments in transitional and enabling activities as defined under the EU Taxonomy. It cannot be excluded that among the Sub-fund's holdings certain investments, among which the investments in transition assets, are transitional or enabling activities as defined under the EU Taxonomy. The Sub-fund will report on these investments in the periodic disclosures.



● **What is the minimum share of sustainable investments with an environmental objective that are not aligned with the EU Taxonomy?**

The Sub-fund intends to make sustainable investments, measured as positive scores via Robeco's SDG Framework. Among those could be investments with environmental objectives that do not qualify as Taxonomy-aligned. The environmental objectives of the Sub-fund are attained by investing in companies that score positively on SDG 12 (Responsible consumption and production), SDG 13 (Climate action), SDG 14 (Life below water), and SDG 15 (Life on land) in Robeco's SDG Framework. While the sum of sustainable investments with an environmental objective and socially sustainable investments always adds up to the Sub-fund's minimum proportion of 50% sustainable investments, we do not commit to a minimum share of sustainable investments with an environmental objective because the Sub-fund's investment strategy does not have a specific environmental investment objective. Therefore, the minimum share of sustainable investments with an environmental objective is 0%. While investments in transition assets may have an environmental objective, these are not per se sustainable investments.

⁵⁴ Fossil gas and/or nuclear related activities will only comply with the EU Taxonomy where they contribute to limiting climate change ("climate change mitigation") and do not significantly harm any EU Taxonomy objective - see explanatory note in the left hand margin. The full criteria for fossil gas and nuclear energy economic activities that comply with the EU Taxonomy are laid down in Commission Delegated Regulation (EU) 2022/1214.

 are sustainable investments with an environmental objective that **do not take into account the criteria** for environmentally sustainable economic activities under the EU Taxonomy.



What is the minimum share of socially sustainable investments?

The Sub-fund intends to make sustainable investments, measured as positive scores via Robeco's SDG Framework. Among those could be investments with social objectives. The social objectives of the Sub-fund are attained by investing in companies that score positively on SDG 1 (No poverty), SDG 2 (Zero hunger), SDG 3 (Good health and well-being), SDG 4 (Quality education), SDG 5 (Gender equality), SDG 6 (Clear water and sanitation), SDG 7 (Affordable and clean energy), SDG 8 (Decent work and economic growth), SDG 9 (Industry, innovation and infrastructure), SDG 10 (Reduced inequalities), SDG 11 (Sustainable cities and communities), SDG 16 (Peace, justice and strong institutions) and SDG 17 (Partnerships for the goals), in Robeco's SDG Framework. While the sum of socially sustainable investments and sustainable investments with an environmental objective always adds up to the Sub-fund's minimum proportion of sustainable investments, we do not commit to a minimum share of socially sustainable investments because the Sub-fund's investment strategy does not have a specific socially sustainable investment objective. Therefore, the minimum share of socially sustainable investments is 0%.



What investments are included under "#2 Other", what is their purpose and are there any minimum environmental or social safeguards?

The type of instruments included under "#2 Other" and their purpose are outlined in Annex I of this Prospectus under the header 'Financial instruments and investment restrictions'. They include cash, cash equivalents, as well as investment funds and eligible asset classes (other than bonds and equities) that do not specifically promote E/S characteristics. As indicated above, the Sub-fund does not make use of derivatives to attain the environmental or social characteristics promoted. The Sub-fund may make use of derivatives, which thus always fall under the category "#2 Other", for hedging, liquidity management and efficient portfolio management as well as investment purposes. Exchange traded and over-the-counter derivatives are permitted, including but not limited to futures, swaps, options and currency forwards. In case the Sub-fund uses derivatives, the underlying shall comply with the investment policy. Where relevant, minimum environmental or social safeguards are taken into account, by, for example, applying Robeco's Exclusion Policy for any single security derivative.



Is a specific index designated as a reference benchmark to determine whether this financial product is aligned with the environmental and/or social characteristics that it promotes?

Not applicable.

Reference benchmarks are indexes to measure whether the financial product attains the environmental or social characteristics that they promote.



Where can I find more product specific information online?

More product-specific information can be found on the website:

<https://www.robeco.com/en-int/products/funds/>

- Robeco's PAI Statement can be accessed via the following link:
<https://www.robeco.com/files/docm/docu-principal-adverse-impact-statement-summary-entity-level.pdf>
- Robeco's Good Governance test can be accessed via the following link:
<https://www.robeco.com/files/docm/docu-robeco-good-governance-policy.pdf>
- Robeco's SDG framework
<https://www.robeco.com/docm/docu-robeco-explanation-sdg-framework.pdf>
- Robeco's sustainability risk policy
<https://www.robeco.com/files/docm/docu-robeco-sustainability-risk-policy.pdf>

3. THEME EQUITY SUB-FUNDS

a) Robeco New World Financials

Pre-contractual disclosure for the financial products referred to in Article 8, paragraphs 1, 2 and 2a, of Regulation (EU) 2019/2088 and Article 6, first paragraph, of Regulation (EU) 2020/852

Product name: Robeco New World Financials

Legal entity identifier: 213800WE9J7OV8DOET07

Environmental and/or social characteristics

Does this financial product have a sustainable investment objective?

Yes **No**

| | |
|--|--|
| <p><input type="checkbox"/> It will make a minimum of sustainable investments with an environmental objective: ___%</p> <ul style="list-style-type: none"> <input type="checkbox"/> in economic activities that qualify as environmentally sustainable under the EU Taxonomy <input type="checkbox"/> in economic activities that do not qualify as environmentally sustainable under the EU Taxonomy | <p><input checked="" type="checkbox"/> It promotes Environmental/Social (E/S) characteristics and while it does not have as its objective a sustainable investment, it will have a minimum proportion of 35% of sustainable investments</p> <ul style="list-style-type: none"> <input type="checkbox"/> with an environmental objective in economic activities that qualify as environmentally sustainable under the EU Taxonomy <input checked="" type="checkbox"/> with an environmental objective in economic activities that do not qualify as environmentally sustainable under the EU Taxonomy <input checked="" type="checkbox"/> with a social objective |
| <p><input type="checkbox"/> It will make a minimum of sustainable investments with a social objective: ___%</p> | <p><input type="checkbox"/> It promotes E/S characteristics, but will not make any sustainable investments</p> |

Sustainable investment means an investment in an economic activity that contributes to an environmental or social objective, provided that the investment does not significantly harm any environmental or social objective and that the investee companies follow good governance practices.

The **EU Taxonomy** is a classification system laid down in Regulation (EU) 2020/852, establishing a list of **environmentally sustainable economic activities**. That Regulation does not include a list of socially sustainable economic activities. Sustainable investments with an environmental objective might be aligned with the Taxonomy or not.



Sustainability indicators measure how the environmental or social characteristics promoted by the financial product are attained.

What environmental and/or social characteristics are promoted by this financial product?

The Sub-fund has the following E/S characteristics:

1. The Sub-fund promotes certain minimum environmental and social safeguards through applying exclusion criteria with regards to products and business practices that Robeco believes are detrimental to society and incompatible with sustainable investment strategies, such as exposure to controversial behaviour, controversial weapons, and fossil fuels.
2. The Sub-fund promotes adherence to and conducting business activities in accordance with the United Nations Universal Declaration of Human Rights, the International Labor Organization's (ILO) labor standards, the United Nations Guiding Principles for Business and Human Rights (UNGPs), the United Nations Global Compact (UNGC) and the OECD Guidelines for Multinational Enterprises, by scrutinizing companies that violate these principles.
3. The Sub-fund promotes good governance and sustainable corporate practices through proxy voting, which contributes to long-term shareholder value creation. This includes taking an active stance on social and environmental topics through Robeco's proxy voting policy.
4. The Sub-fund limits investing in companies with an elevated sustainability risk based on ESG risk scores whereas all such investments require separate approval of a dedicated committee that oversees that all investments are substantiated and eligible based on a fundamental review on the sustainability risk.
5. The Sub-fund promotes having a lower carbon footprint than that of the general market index referred to in Appendix VI Benchmarks (the "General Market Index").

There is no reference benchmark designated for the purpose of attaining the environmental or social characteristics promoted by the Sub-fund.

What sustainability indicators are used to measure the attainment of each of the environmental or social characteristics promoted by this financial product?

The Sub-fund has the following sustainability indicators:

1. The % of investments in securities that are on Robeco's Exclusion list as result of the application of Robeco's Exclusion Policy.
2. The number of companies that are in violation of the ILO standards, UNGPs, UNGC or OECD Guidelines for Multinational Enterprises and hence are a part of the Enhanced Engagement program.
3. The number of holdings and agenda items voted.
4. The % of holdings with an elevated sustainability risk profile.
5. The Sub-fund promotes having a lower carbon footprint than the General Market Index.

What are the objectives of the sustainable investments that the financial product partially intends to make and how does the sustainable investment contribute to such objectives?

The sustainable investments aim to contribute to the UN Sustainable Development Goals ("SDGs"), that have both social and environmental objectives. These are 17 goals that are globally recognised and include environmental goals such as climate action, clean water, life on land and water and social goals such as zero hunger, gender equality, education, etc. Robeco has developed a proprietary framework based on the UN SDGs through which an issuer's contribution to such SDGs is determined through a 3-step process. This process starts with a sector baseline on which a company's products are analysed to examine contribution to the society and environment. Further, the operational processes involved in creating such products is checked along with any controversies/litigation claims and remediation actions taken which are perused before a final SDG score is determined. The final score ranges between high negative (-3) to high positive (+3) and only those issuers which achieve positive SDG scores (+1, +2 and, +3) are regarded as Sustainable Investments.

● ***How do the sustainable investments that the financial product partially intends to make, not cause significant harm to any environmental or social sustainable investment objective?***

The sustainable investments do no significant harm to any environmental or social sustainable investment objective by considering a principal adverse impact and aligning with the OECD Guidelines for Multinational Enterprises and the UN Guiding Principles on Business and Human Rights. In addition, sustainable investments score positively on Robeco's SDG Framework, and therefore do not cause significant harm.

How have the indicators for adverse impacts on sustainability factors been taken into account?

Mandatory principal adverse impact indicators are considered through Robeco's SDG Framework, either directly or indirectly, when identifying sustainable investments for the Sub-fund. In addition, voluntary environmental and social indicators are taken into account, depending on their relevance for measuring impacts on the SDGs and the availability of data. A detailed description of the incorporation of principal adverse impacts is available via Robeco's Principal Adverse Impact Statement published on the Robeco website (<https://www.robeco.com/files/docm/docu-principal-adverse-impact-statement-summary-entity-level.pdf>). In this statement, Robeco sets out its approach to identifying and prioritizing principal adverse impacts, and how principal adverse impacts are considered as part of Robeco's investment due diligence process and procedures relating to research and analysis, exclusions and restrictions and/or voting and engagement. This description also explains how principal adverse impact indicators are considered by the SDG Framework.

How are the sustainable investments aligned with the OECD Guidelines for Multinational Enterprises and the UN Guiding Principles on Business and Human Rights? Details:

The sustainable investments are aligned with the OECD Guidelines for Multinational Enterprises and the UN Guiding Principles on Business and Human Rights via both Robeco's Exclusion Policy and Robeco's SDG Framework.

Robeco's Exclusion Policy includes an explanation of how Robeco acts in accordance with the International Labor Organization (ILO) standards, United Nations Guiding Principles (UNGPs), United Nations Global Compact (UNGC) Principles and the Organization for Economic Co-operation and Development (OECD) Guidelines for Multinational Enterprises and is guided by these international treaties to assess the behavior of companies. Robeco continuously screens its investments for breaches of these principles. In case of a breach, the company will be excluded or engaged with, and is not considered a sustainable investment.

Robeco's SDG Framework screens for breaches on these principles in the final step of the framework. In this step, Robeco checks whether the company concerned has been involved in any controversies. Involvement in any controversy will result in a negative SDG score for the company, meaning it is not a sustainable investment.

The EU Taxonomy sets out a "do not significant harm" principle by which Taxonomy-aligned investments should not significantly harm EU Taxonomy objectives and is accompanied by specific EU criteria.

The "do no significant harm" principle applies only to those investments underlying the financial product that take into account the EU criteria for environmentally sustainable economic activities. The investments underlying the remaining portion of this financial product do not take into account the EU criteria for environmentally sustainable economic activities.

Any other sustainable investments must also not significantly harm any environmental or social objectives.



Does this financial product consider principal adverse impacts on sustainability factors?

Yes, _____

The Sub-fund considers principal adverse impacts on sustainability factors as referred to in Annex I of the SFDR Delegated Act.

Pre-investment, the following principal adverse impacts on sustainability factors are considered:

- Via the applied normative and activity-based exclusions, the following PAIs are considered:
 - Exposure to companies active in the fossil fuel sector (PAI 4, Table 1)
 - Violations of the UN Global Compact Principles and Organisation for Economic Cooperation and Development (OECD) Guidelines for Multinational Enterprises (PAI 10, Table 1)
 - Activities negatively affecting biodiversity-sensitive areas (PAI 7, Table 1). The consideration of this PAI is currently restricted to applying exclusions to palm oil producing companies and for any breaches to the UNGC, UNGP and OECD Guidelines for Multinational Enterprises in relation to biodiversity.
 - Exposure to controversial weapons (anti-personnel mines, cluster munitions, chemical weapons (PAI 14, Table 1)
- Via the ESG integration process, as part of the investment due diligence policies and procedures, the following PAIs are considered:
 - All indicators related to GHG emissions, as part of the required Climate Risk analysis (PAI 1-6, Table 1, PAI 4, Table 2)
 - Biodiversity, water and waste indicators (PAI 7-9, Table 1)
 - Board gender diversity (PAI 13, Table 1)

Post-investment, the following principal adverse impacts on sustainability factors are taken into account:

- Via the application of the voting policy, the following PAIs are considered:
 - All indicators related to GHG emissions (PAI 1-6, Table 1)
 - Indicators related to social and employee matters (PAI 10-13, Table 1; PAI 5-8, Table 3)
- Via Robeco's entity engagement program, the following PAIs are considered:

Principal adverse impacts are the most significant negative impacts of investment decisions on sustainability factors relating to environmental, social and employee matters, respect for human rights, anti-corruption and anti-bribery matters.

- All indicators related to Climate and other environment-related indicators (PAI 1-9, Table 1)
- Violations of the UN Global Compact Principles and Organisation for Economic Cooperation and Development (OECD) Guidelines for Multinational Enterprises (PAI 10, Table 1). On an ongoing basis, the investment universe is scanned for controversial behavior in relation to the aforementioned principles and guidelines.
- In addition, based on a yearly review of Robeco's performance on all mandatory and selected voluntary indicators, holdings of the Sub-fund that cause adverse impact might be selected for engagement.

More information is available via Robeco's Principal Adverse Impact Statement, published on Robeco's website. The Sub-fund will periodically report how it has considered the principal adverse impacts of its investments in the Company's annual report, which will be made available each year on or before 30 April at the Sub-fund page highlighted in final section of this document.

No



What investment strategy does this financial product follow?

Robeco New World Financials is an actively managed fund that invests in equities from developed and emerging countries all over the world. The selection of these stocks is based on fundamental analysis as described in the Investment policy strategy paragraph in Appendix I of this Prospectus. The strategy integrates sustainability indicators on a continuous basis as part of the stock selection process. Amongst others, the Sub-fund applies norms-based and activity-based exclusions, Robeco's good governance policy, Robeco's SDG framework and considers Principal Adverse Impacts in the investment process. More product-specific information can be found on our website and the links provided in the final question of this disclosure.

The investment strategy guides investment decisions based on factors such as investment objectives and risk tolerance.

What are the binding elements of the investment strategy used to select the investments to attain each of the environmental or social characteristics promoted by this financial product?

The Sub-fund has the following binding elements:

1. The Sub-fund's portfolio complies with Robeco's Exclusion Policy (<https://www.robeco.com/files/docm/docu-exclusion-policy.pdf>), that is based on exclusion criteria with regards to products and business practices that Robeco believes are detrimental to society and incompatible with sustainable investment strategies. This means that the Sub-fund has 0% exposure to excluded securities, taking into account a grace period. Information with regards to the effects of the exclusions on the Sub-fund's universe can be found at <https://www.robeco.com/files/docm/docu-exclusion-list.pdf>.
2. The Sub-fund scrutinizes investment in companies that are in breach of the ILO standards, UNGPs, UNGC or OECD Guidelines for Multinational Enterprises. If a company in the portfolio breaches one of the international guidelines during the investment period, the company will become part of the Enhanced Engagement program.
3. All equity holdings have a granted right to vote and Robeco exerts that right by voting according to Robeco's Proxy Voting Policy, unless impediments occur (e.g. share blocking or when not considered cost efficient). Robeco's Proxy Voting Policy can be found at <https://www.robeco.com/files/docm/docu-robeco-stewardship-policy.pdf>.
4. Investments with an elevated sustainability risk are defined by Robeco as companies with an ESG Risk Rating of 40 and higher (the ESG Risk Rating is explained in the sustainability risk policy which can be accessed via <https://www.robeco.com/files/docm/docu-robeco-sustainability-risk-policy.pdf>). The Sub-fund is limited to a maximum exposure of 3% to investments with an elevated sustainability risk, based on the market weight in the portfolio taking into account regional

differences and benchmark. Each investment with an ESG Risk rating of higher than 40 requires separate approval by a dedicated committee of sustainable investment specialists, compliance and risk management that oversees the bottom-up sustainability analysis.

5. The Sub-fund's weighted carbon footprint score is 20% better than that of the General Market Index.

● **What is the committed minimum rate to reduce the scope of the investments considered prior to the application of that investment strategy?**

The Sub-fund, as part of the negative screening process, commits to a minimum rate of 10% reduction, resulting to excluding the lowest performing companies based on ESG metrics. More information in relation to methodology and data used, can be found at <https://www.robeco.com/docm/docu-robecosfdr-data-disclosures.pdf>.

● **What is the policy to assess good governance practices of the investee companies?**

Robeco has a Good Governance policy to assess governance practices of companies. The policy describes how Robeco determines if and when a company does not follow good governance practices and is therefore excluded from the initial investment universe for Article 8 and 9 products. Robeco's Good Governance policy applies to the Sub-fund and tests on a set of governance criteria that reflect widely recognized industry established norms and include topics as employee relations, management structure, tax compliance and remuneration.

The Good Governance test consists of criteria on such topics that are examined for investee companies and further explained in Robeco's Good Governance policy <https://www.robeco.com/files/docm/docu-robeco-good-governance-policy.pdf>. Additionally, the companies that do not pass the good governance test are reflected in the exclusion list that can be accessed here - <https://www.robeco.com/files/docm/docu-exclusion-list.pdf>.

What is the asset allocation planned for this financial product?

At least 90% of the investments are aligned with the E/S characteristics of the Sub-fund. The Sub-fund plans to make a minimum of 35% sustainable investments, measured by positive scores via Robeco's SDG Framework. The investments in the category Other, estimated between 0-10%, are mostly in cash, cash equivalents and derivatives as further described below. The planned asset allocation is monitored continuously, and evaluated on a yearly basis.

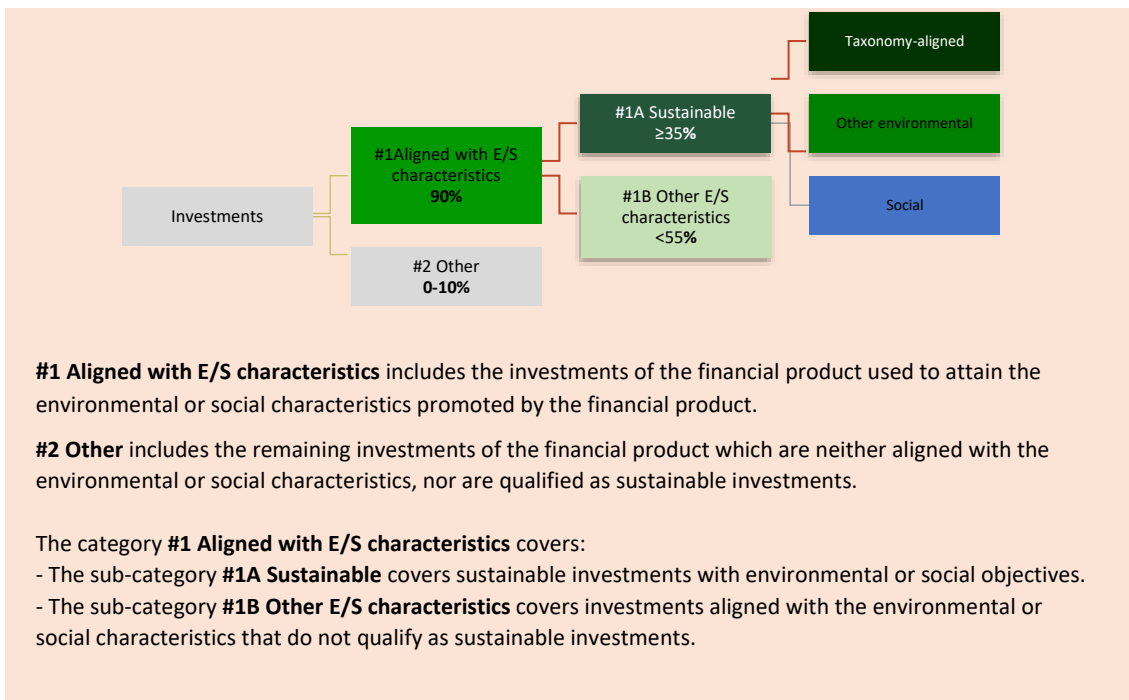
Good governance practices include sound management structures, employee relations, remuneration of staff and tax compliance.



Asset allocation describes the share of investments in specific assets.

Taxonomy-aligned activities are expressed as a share of:

- **turnover** reflecting the share of revenue from green activities of investee companies
- **capital expenditure** (CapEx) showing the green investments made by investee companies, e.g. for a transition to a green economy.
- **operational expenditure** (OpEx) reflecting green operational activities of investee companies.



How does the use of derivatives attain the environmental or social characteristics promoted by the financial product?

The Sub-fund does not make use of derivatives to attain the environmental or social characteristics promoted by the financial product. The Sub-fund may make use of derivatives for hedging, liquidity management and efficient portfolio management as well as investment purposes. Exchange traded and over-the-counter derivatives are permitted, including but not limited to futures, swaps, options and currency forwards. Whilst the Sub-fund may use derivatives both for investment purposes as well as for hedging and efficient portfolio management, it does not utilize derivatives for such purposes outside the intended share of investments allocated to the 'Other' category.

In case the Sub-fund uses derivatives, the underlying shall comply with the investment policy. Where relevant, minimum environmental or social safeguards are taken into account as described below.



To what minimum extent are sustainable investments with an environmental objective aligned with the EU Taxonomy?

0%. The Sub-fund does not intend to make Taxonomy-aligned investments. It cannot be excluded that among the Sub-fund's holdings certain investments are Taxonomy aligned. The Sub-fund will report on Taxonomy-aligned investment in the periodic disclosures. In the future, once data-availability in relation to the EU Taxonomy will improve, Robeco might consider setting a target based on turnover or CAPEX. Robeco currently relies on third-party data, including data in relation to companies that do not disclose on the EU Taxonomy alignment of their activities. EU Taxonomy-alignment data is not yet subject to a review by third parties. The Sub-fund only makes investments in equity and therefore it does not have sovereign exposures. The expected level of alignment with and without sovereign bonds is the same.

To comply with the EU Taxonomy, the criteria for **fossil gas** include limitations on emissions and switching to renewable power or low-carbon fuels by the end of 2035. For **nuclear energy**, the criteria include comprehensive safety and waste management rules.

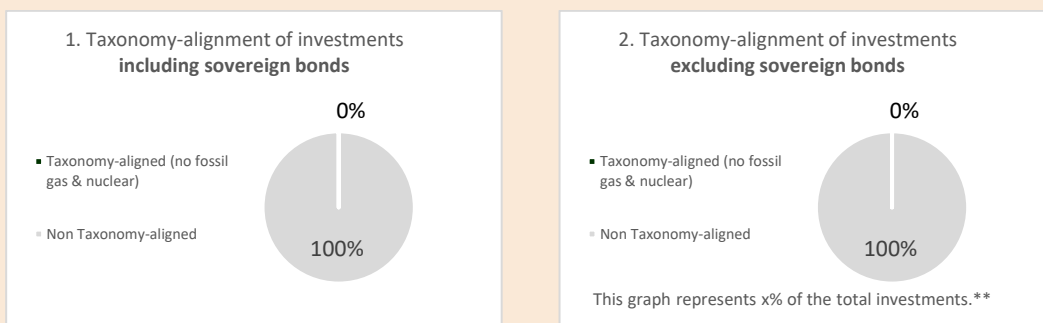
Enabling activities directly enable other activities to make a substantial contribution to an environmental objective.

Transitional activities are activities for which low-carbon alternatives are not yet available and among others have greenhouse gas emission levels corresponding to the best performance.

● **Does the financial product invest in fossil gas and/or nuclear energy related activities that comply with the EU Taxonomy?⁵⁵**

- Yes
 - In fossil gas
 - In nuclear energy
- No

The two graphs below show in green the minimum percentage of investments that are aligned with the EU Taxonomy. As there is no appropriate methodology to determine the Taxonomy-alignment of sovereign bonds, the first graph shows the Taxonomy alignment in relation to all the investments of the financial product including sovereign bonds, while the second graph shows the Taxonomy alignment only in relation to the investments of the financial product other than sovereign bonds.*



* For the purpose of these graphs, 'sovereign bonds' consist of all sovereign exposures

** As the investments are not Taxonomy-aligned, the exclusion of sovereign bonds has no impact on the graph and therefore no such percentage is shown here.

● **What is the minimum share of investments in transitional and enabling activities?**

0%.



What is the minimum share of sustainable investments with an environmental objective that are not aligned with the EU Taxonomy?

The Sub-fund intends to make sustainable investments, measured as positive scores via Robeco's SDG Framework. Among those could be investments with environmental objectives that do not qualify as Taxonomy-aligned. The environmental objectives of the Sub-fund are attained by investing in companies that score positively on SDG 12 (Responsible consumption and production), SDG 13 (Climate action), SDG 14 (Life below water), and SDG 15 (Life on land) in Robeco's SDG Framework. While the sum of sustainable investments with an environmental objective and socially sustainable investments always adds up to the Sub-fund's minimum proportion of 35% sustainable investments, we do not commit to a minimum share of sustainable investments with an environmental objective because the Sub-fund's investment strategy does not have a specific environmental investment objective. Therefore, the minimum share of sustainable investments with an environmental objective is 0%.

⁵⁵ Fossil gas and/or nuclear related activities will only comply with the EU Taxonomy where they contribute to limiting climate change ("climate change mitigation") and do not significantly harm any EU Taxonomy objective - see explanatory note in the left hand margin. The full criteria for fossil gas and nuclear energy economic activities that comply with the EU Taxonomy are laid down in Commission Delegated Regulation (EU) 2022/1214.

 are sustainable investments with an environmental objective that **do not take into account the criteria** for environmentally sustainable economic activities under the EU Taxonomy.



What is the minimum share of socially sustainable investments?

The Sub-fund intends to make sustainable investments, measured as positive scores via Robeco's SDG Framework. Among those could be investments with social objectives. The social objectives of the Sub-fund are attained by investing in companies that score positively on SDG 1 (No poverty), SDG 2 (Zero hunger), SDG 3 (Good health and well-being), SDG 4 (Quality education), SDG 5 (Gender equality), SDG 6 (Clear water and sanitation), SDG 7 (Affordable and clean energy), SDG 8 (Decent work and economic growth), SDG 9 (Industry, innovation and infrastructure), SDG 10 (Reduced inequalities), SDG 11 (Sustainable cities and communities), SDG 16 (Peace, justice and strong institutions) and SDG 17 (Partnerships for the goals), in Robeco's SDG Framework. While the sum of socially sustainable investments and sustainable investments with an environmental objective always adds up to the Sub-fund's minimum proportion of sustainable investments, we do not commit to a minimum share of socially sustainable investments because the Sub-fund's investment strategy does not have a specific socially sustainable investment objective. Therefore, the minimum share of socially sustainable investments is 0%.



What investments are included under "#2 Other", what is their purpose and are there any minimum environmental or social safeguards?

The type of instruments included under "#2 Other" and their purpose are outlined in Annex I of this Prospectus under the header 'Financial instruments and investment restrictions'. They include cash, cash equivalents, as well as investment funds and eligible asset classes (other than bonds and equities) that do not specifically promote E/S characteristics. As indicated above, the Sub-fund does not make use of derivatives to attain the environmental or social characteristics promoted. The Sub-fund may make use of derivatives, which thus always fall under the category "#2 Other", for hedging, liquidity management and efficient portfolio management as well as investment purposes. Exchange traded and over-the-counter derivatives are permitted, including but not limited to futures, swaps, options and currency forwards. In case the Sub-fund uses derivatives, the underlying shall comply with the investment policy. Where relevant, minimum environmental or social safeguards are taken into account, by, for example, applying Robeco's Exclusion Policy for any single security derivative.



Is a specific index designated as a reference benchmark to determine whether this financial product is aligned with the environmental and/or social characteristics that it promotes?

Not applicable.

Reference benchmarks are indexes to measure whether the financial product attains the environmental or social characteristics that they promote.



Where can I find more product specific information online?

More product-specific information can be found on the website:

<https://www.robeco.com/en-int/products/funds/>

- o Robeco's PAI Statement can be accessed via the following link:
<https://www.robeco.com/files/docm/docu-principal-adverse-impact-statement-summary-entity-level.pdf>

- Robeco's Good Governance test can be accessed via the following link:
<https://www.robeco.com/files/docm/docu-robeco-good-governance-policy.pdf>
- Robeco's SDG framework
<https://www.robeco.com/docm/docu-robeco-explanation-sdg-framework.pdf>
- Robeco's sustainability risk policy
<https://www.robeco.com/files/docm/docu-robeco-sustainability-risk-policy.pdf>

b) Robeco Sustainable Property Equities

Pre-contractual disclosure for the financial products referred to in Article 8, paragraphs 1, 2 and 2a, of Regulation (EU) 2019/2088 and Article 6, first paragraph, of Regulation (EU) 2020/852

Product name: Robeco Sustainable Property Equities

Legal entity identifier: 2138003BSHS5NJ9EBX10

Environmental and/or social characteristics

Does this financial product have a sustainable investment objective?

Yes

No

It will make a minimum of **sustainable investments with an environmental objective: ___%**

- in economic activities that qualify as environmentally sustainable under the EU Taxonomy
- in economic activities that do not qualify as environmentally sustainable under the EU Taxonomy

It will make a minimum of **sustainable investments with a social objective: ___%**

It **promotes Environmental/Social (E/S) characteristics** and while it does not have as its objective a sustainable investment, it will have a minimum proportion of 50% of sustainable investments

- with an environmental objective in economic activities that qualify as environmentally sustainable under the EU Taxonomy
- with an environmental objective in economic activities that do not qualify as environmentally sustainable under the EU Taxonomy
- with a social objective

It promotes E/S characteristics, but **will not make any sustainable investments**

Sustainable investment means an investment in an economic activity that contributes to an environmental or social objective, provided that the investment does not significantly harm any environmental or social objective and that the investee companies follow good governance practices.

The **EU Taxonomy** is a classification system laid down in Regulation (EU) 2020/852, establishing a list of **environmentally sustainable economic activities**. That Regulation does not include a list of socially sustainable economic activities. Sustainable investments with an environmental objective might be aligned with the Taxonomy or not.



What environmental and/or social characteristics are promoted by this financial product?

The Sub-fund has the following E/S characteristics:

1. The Sub-fund promotes certain minimum environmental and social safeguards through applying exclusion criteria with regards to products and business practices that Robeco believes are detrimental to society and incompatible with sustainable investment strategies, such as exposure to controversial behaviour, controversial weapons, and fossil fuels.
2. The Sub-fund promotes adherence to and conducting business activities in accordance with the United Nations Universal Declaration of Human Rights, the International Labor Organization's (ILO) labor standards, the United Nations Guiding Principles for Business and Human Rights (UNGPs), the United Nations Global Compact (UNGC) and the OECD Guidelines for Multinational Enterprises.
3. The Sub-fund promotes good governance and sustainable corporate practices through proxy voting, which contributes to long-term shareholder value creation. This includes taking an active stance on social and environmental topics through Robeco's proxy voting policy.
4. The Sub-fund promotes having a substantially lower carbon footprint than the general market index referred to in Appendix VI – Benchmarks (the "General Market Index").
5. The Sub-fund promotes having a weighted average ESG score that is better than that of the General Market Index.
6. The Sub-fund limits investing in companies with an elevated sustainability risk based on ESG risk scores whereas all such investments require separate approval of a dedicated committee that oversees that all investments are substantiated and eligible based on a fundamental review on the sustainability risk.

There is no reference benchmark designated for the purpose of attaining the environmental or social characteristics promoted by the Sub-fund.

What sustainability indicators are used to measure the attainment of each of the environmental or social characteristics promoted by this financial product?

The Sub-fund has the following sustainability indicators:

1. The % of investments in securities that are on Robeco's Exclusion list as result of the application of Robeco's Exclusion Policy.
2. The number of holdings that are in violation of the ILO standards, UNGPs, UNGC or OECD Guidelines for Multinational Enterprises.
3. The number of holdings and agenda items voted.
4. The Sub-fund's weighted carbon footprint score compared to the General Market Index.
5. The Sub-fund's weighted average ESG score compared to the General Market Index.
6. The % of holdings with an elevated sustainability risk profile.

What are the objectives of the sustainable investments that the financial product partially intends to make and how does the sustainable investment contribute to such objectives?

The sustainable investments aim to contribute to the UN Sustainable Development Goals ("SDGs"), that have both social and environmental objectives. These are 17 goals that are globally recognised and include environmental goals such as climate action, clean water, life on land and water and social goals such as zero hunger, gender equality, education, etc. Robeco has developed a proprietary framework based on the UN SDGs through which an issuer's contribution to such SDGs is determined through a 3-step process. This process starts with a sector baseline on which a company's products are analysed to examine contribution to the society and environment. Further, the operational processes involved in creating such products is checked along with any controversies/litigation claims and remediation actions taken which are perused before a final SDG score is determined. The final score ranges between high

Sustainability indicators measure how the environmental or social characteristics promoted by the financial product are attained.

negative (-3) to high positive (+3) and only those issuers which achieve positive SDG scores (+1, +2 and +3) are regarded as Sustainable Investments.

● ***How do the sustainable investments that the financial product partially intends to make, not cause significant harm to any environmental or social sustainable investment objective?***

The sustainable investments do no significant harm to any environmental or social sustainable investment objective by considering a principal adverse impact and aligning with the OECD Guidelines for Multinational Enterprises and the UN Guiding Principles on Business and Human Rights. In addition, sustainable investments score positively on Robeco's SDG Framework, and therefore do not cause significant harm.

How have the indicators for adverse impacts on sustainability factors been taken into account?

Mandatory principal adverse impact indicators are considered through Robeco's SDG Framework, either directly or indirectly, when identifying sustainable investments for the Sub-fund. In addition, voluntary environmental and social indicators are taken into account, depending on their relevance for measuring impacts on the SDGs and the availability of data. A detailed description of the incorporation of principal adverse impacts is available via Robeco's Principal Adverse Impact Statement published on the Robeco website (<https://www.robeco.com/files/docm/docu-principal-adverse-impact-statement-summary-entity-level.pdf>). In this statement, Robeco sets out its approach to identifying and prioritizing principal adverse impacts, and how principal adverse impacts are considered as part of Robeco's investment due diligence process and procedures relating to research and analysis, exclusions and restrictions and/or voting and engagement. This description also explains how principal adverse impact indicators are considered by the SDG Framework.

How are the sustainable investments aligned with the OECD Guidelines for Multinational Enterprises and the UN Guiding Principles on Business and Human Rights? Details:

The sustainable investments are aligned with the OECD Guidelines for Multinational Enterprises and the UN Guiding Principles on Business and Human Rights via both Robeco's Exclusion Policy and Robeco's SDG Framework.

Robeco's Exclusion Policy includes an explanation of how Robeco acts in accordance with the International Labor Organization (ILO) standards, United Nations Guiding Principles (UNGPs), United Nations Global Compact (UNGC) Principles and the Organization for Economic Co-operation and Development (OECD) Guidelines for Multinational Enterprises and is guided by these international treaties to assess the behavior of companies. Robeco continuously screens its investments for breaches of these principles. In case of a breach, the company will be excluded or engaged with, and is not considered a sustainable investment.

Robeco's SDG Framework screens for breaches on these principles in the final step of the framework. In this step, Robeco checks whether the company concerned has been involved in any controversies. Involvement in any controversy will result in a negative SDG score for the company, meaning it is not a sustainable investment.

The EU Taxonomy sets out a "do not significant harm" principle by which Taxonomy-aligned investments should not significantly harm EU Taxonomy objectives and is accompanied by specific EU criteria.

The "do no significant harm" principle applies only to those investments underlying the financial product that take into account the EU criteria for environmentally sustainable economic activities. The investments underlying the remaining portion of this financial product do not take into account the EU criteria for environmentally sustainable economic activities.

Any other sustainable investments must also not significantly harm any environmental or social objectives.



Does this financial product consider principal adverse impacts on sustainability factors?

Yes, _____

The Sub-fund considers principal adverse impacts on sustainability factors as referred to in Annex I of the SFDR Delegated Act.

Pre-investment, the following principal adverse impacts on sustainability factors are considered:

- Via the applied normative and activity-based exclusions, the following PAIs are considered:
 - Exposure to companies active in the fossil fuel sector (PAI 4, Table 1)
 - Violations of the UN Global Compact Principles and Organisation for Economic Cooperation and Development (OECD) Guidelines for Multinational Enterprises (PAI 10, Table 1)
 - Activities negatively affecting biodiversity-sensitive areas (PAI 7, Table 1). The consideration of this PAI is currently restricted to applying exclusions to palm oil producing companies and for any breaches to the UNGC, UNGP and OECD Guidelines for Multinational Enterprises in relation to biodiversity.
 - Exposure to controversial weapons (anti-personnel mines, cluster munitions, chemical weapons (PAI 14, Table 1)
- Via the ESG integration process, as part of the investment due diligence policies and procedures, the following PAIs are considered:
 - All indicators related to GHG emissions, as part of the required Climate Risk analysis (PAI 1-6, Table 1, PAI 4, Table 2)
 - Biodiversity, water and waste indicators (PAI 7-9, Table 1) when relevant for the sector
 - Board gender diversity (PAI 13, Table 1)
- Via the environmental footprint performance targets of the Sub-fund, the following PAIs are considered:
 - Carbon footprint (PAI 2, Table 1)

Post-investment, the following principal adverse impacts on sustainability factors are taken into account:

- Via the application of the voting policy, the following PAIs are considered:
 - All indicators related to GHG emissions (PAI 1-6, Table 1)
 - Indicators related to social and employee matters (PAI 10-13, Table 1; PAI 5-8, Table 3)
- Via Robeco's entity engagement program, the following PAIs are considered:
 - All indicators related to Climate and other environment-related indicators (PAI 1-9, Table 1)
 - Violations of the UN Global Compact Principles and Organisation for Economic Cooperation and Development (OECD) Guidelines for Multinational Enterprises (PAI 10, Table 1)

Principal adverse impacts are the most significant negative impacts of investment decisions on sustainability factors relating to environmental, social and employee matters, respect for human rights, anti-corruption and anti-bribery matters.

- In addition, based on a yearly review of Robeco's performance on all mandatory and selected voluntary indicators, holdings of the Sub-fund that cause adverse impact might be selected for engagement.

More information is available via Robeco's Principal Adverse Impact Statement, published on Robeco's website. The Sub-fund will periodically report how it has considered the principal adverse impacts of its investments in the Company's annual report, which will be made available each year on or before 30 April at the Sub-fund page highlighted in final section of this document.

No



What investment strategy does this financial product follow?

Robeco Sustainable Property Equities is an actively managed fund that invests in stocks in developed countries across the world. The selection of these stocks is based on fundamental analysis. The selection of these stocks is based on fundamental analysis as described in the Investment policy strategy paragraph in Appendix I of this Prospectus. The strategy integrates sustainability indicators on a continuous basis as part of the stock selection process. Amongst others, the Sub-fund applies norms-based and activity-based exclusions, Robeco's good governance policy, Robeco's SDG framework and considers Principal Adverse Impacts in the investment process. More product-specific information can be found on our website and the links provided in the final question of this disclosure.

The investment strategy guides investment decisions based on factors such as investment objectives and risk tolerance.

What are the binding elements of the investment strategy used to select the investments to attain each of the environmental or social characteristics promoted by this financial product?

The Sub-fund has the following binding elements:

1. The Sub-fund's portfolio complies with Robeco's Exclusion Policy (<https://www.robeco.com/files/docm/docu-exclusion-policy.pdf>), that is based on exclusion criteria with regards to products and business practices that Robeco believes are detrimental to society and incompatible with sustainable investment strategies. This means that the Sub-fund has 0% exposure to excluded securities, taking into account a grace period. Information with regards to the effects of the exclusions on the Sub-fund's universe can be found at <https://www.robeco.com/files/docm/docu-exclusion-list.pdf>
2. The Sub-fund avoids investment in companies that are in breach of the ILO standards, UNGPs, UNGC or OECD Guidelines for Multinational Enterprises. Companies that breach the international norms will be excluded from the investment universe.
3. All equity holdings have a granted right to vote and Robeco exerts that right by voting according to Robeco's Proxy Voting Policy, unless impediments occur (e.g. share blocking or when not considered cost efficient). Robeco's Proxy Voting Policy can be found at <https://www.robeco.com/files/docm/docu-robeco-stewardship-policy.pdf>.
4. The Sub-fund's weighted carbon footprint score is 20% better than that of the General Market Index.
5. The Sub-fund's weighted average ESG score is better than that of the General Market Index.
6. Investments with an elevated sustainability risk are defined by Robeco as companies with an ESG Risk Rating of 40 and higher (the ESG Risk Rating is explained in the sustainability risk policy which can be accessed via <https://www.robeco.com/files/docm/docu-robeco-sustainability-risk-policy.pdf>). The Sub-fund is limited to a maximum exposure of 2% to investments with an elevated sustainability risk, based on the market weight in the portfolio taking into account regional differences and benchmark. Each investment with an ESG Risk rating of higher than 40 requires separate approval by a dedicated committee of sustainable investment specialists, compliance and risk management that oversees the bottom-up sustainability analysis.

● **What is the committed minimum rate to reduce the scope of the investments considered prior to the application of that investment strategy?**

The Sub-fund does not commit to a minimum rate to reduce the scope of investments prior to the application of the investment strategy.

● **What is the policy to assess good governance practices of the investee companies?**

Robeco has a Good Governance policy to assess governance practices of companies. The policy describes how Robeco determines if and when a company does not follow good governance practices and is therefore excluded from the initial investment universe for Article 8 and 9 products. Robeco's Good Governance policy applies to the Sub-fund and tests on a set of governance criteria that reflect widely recognized industry established norms and include topics as employee relations, management structure, tax compliance and remuneration.

The Good Governance test consists of criteria on such topics that are examined for investee companies and further explained in Robeco's Good Governance policy <https://www.robeco.com/files/docm/docu-robeco-good-governance-policy.pdf>. Additionally, the companies that do not pass the good governance test are reflected in the exclusion list that can be accessed here - <https://www.robeco.com/files/docm/docu-exclusion-list.pdf>.

Good governance practices include sound management structures, employee relations, remuneration of staff and tax compliance.



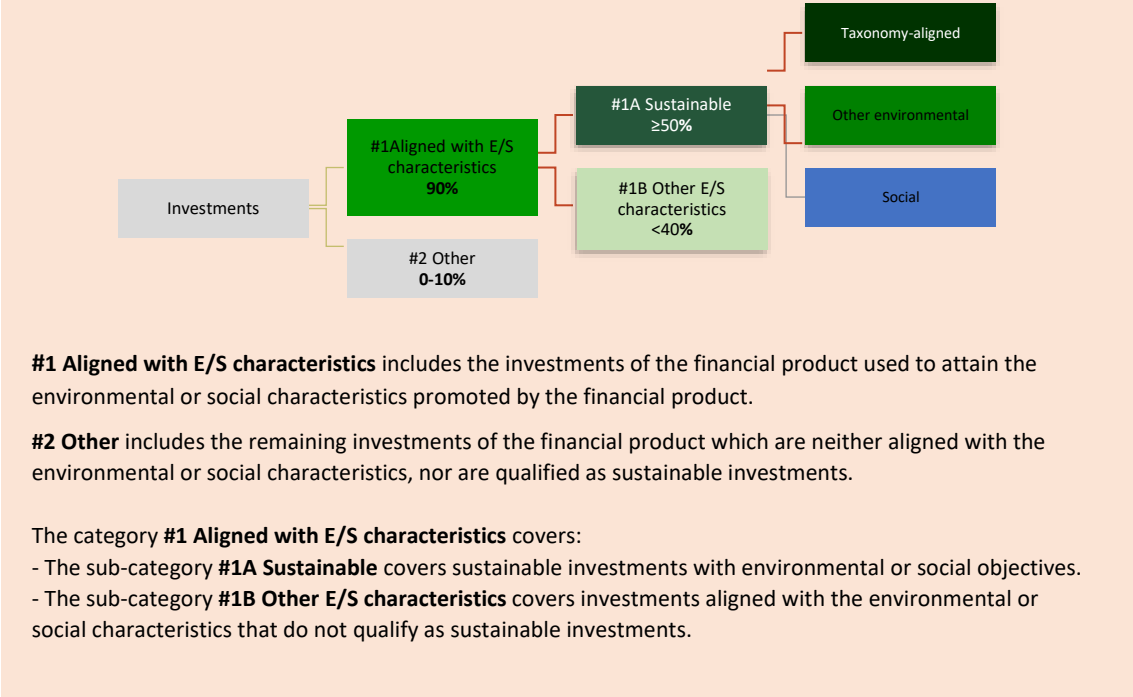
What is the asset allocation planned for this financial product?

At least 90% of the investments are aligned with the E/S characteristics of the Sub-fund. The Sub-fund plans to make a minimum of 50% sustainable investments, measured by positive scores via Robeco's SDG Framework. The investments in the category Other, estimated between 0-10%, are mostly in cash, cash equivalents and derivatives as further described below. The planned asset allocation is monitored continuously, and evaluated on a yearly basis.

Asset allocation describes the share of investments in specific assets.

Taxonomy-aligned activities are expressed as a share of:

- **turnover** reflecting the share of revenue from green activities of investee companies
- **capital expenditure** (CapEx) showing the green investments made by investee companies, e.g. for a transition to a green economy.
- **operational expenditure** (OpEx) reflecting green operational



activities of investee companies.



How does the use of derivatives attain the environmental or social characteristics promoted by the financial product?

The Sub-fund does not make use of derivatives to attain the environmental or social characteristics promoted by the financial product. The Sub-fund may make use of derivatives for hedging, liquidity management and efficient portfolio management as well as investment purposes. Exchange traded and over-the-counter derivatives are permitted, including but not limited to futures, swaps, options and currency forwards. Whilst the Sub-fund may use derivatives both for investment purposes as well as for hedging and efficient portfolio management, it does not utilize derivatives for such purposes outside the intended share of investments allocated to the 'Other' category.

In case the Sub-fund uses derivatives, the underlying shall comply with the investment policy. Where relevant, minimum environmental or social safeguards are taken into account as described below.



To what minimum extent are sustainable investments with an environmental objective aligned with the EU Taxonomy?

0%. The Sub-fund does not intend to make Taxonomy-aligned investments. It cannot be excluded that among the Sub-fund's holdings certain investments are Taxonomy aligned. The Sub-fund will report on Taxonomy-aligned investment in the periodic disclosures. In the future, once data-availability in relation to the EU Taxonomy will improve, Robeco might consider setting a target based on turnover or CAPEX. Robeco currently relies on third-party data, including data in relation to companies that do not disclose on the EU Taxonomy alignment of their activities. EU Taxonomy-alignment data is not yet subject to a review by third parties. The Sub-fund only makes investments in equity and therefore it does not have sovereign exposures. The expected level of alignment with and without sovereign bonds is the same.



Does the financial product invest in fossil gas and/or nuclear energy related activities that comply with the EU Taxonomy?⁵⁶

- Yes
 - In fossil gas
 - In nuclear energy
- No


To comply with the EU Taxonomy, the criteria for **fossil gas** include limitations on emissions and switching to renewable power or low-carbon fuels by the end of 2035. For **nuclear energy**,

⁵⁶ Fossil gas and/or nuclear related activities will only comply with the EU Taxonomy where they contribute to limiting climate change ("climate change mitigation") and do not significantly harm any EU Taxonomy objective - see explanatory note in the left hand margin. The full criteria for fossil gas and nuclear energy economic activities that comply with the EU Taxonomy are laid down in Commission Delegated Regulation (EU) 2022/1214.

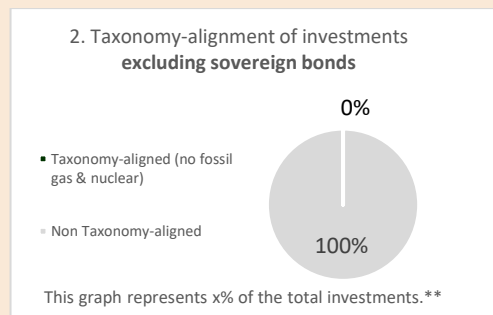
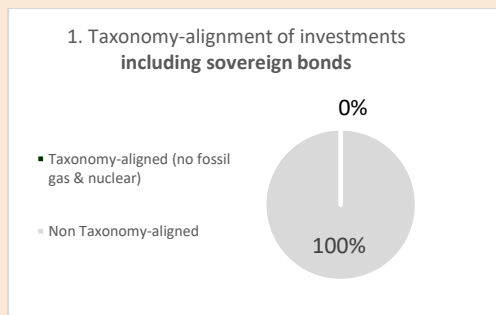
the criteria include comprehensive safety and waste management rules.

Enabling activities directly enable other activities to make a substantial contribution to an environmental objective.

Transitional activities are activities for which low-carbon alternatives are not yet available and among others have greenhouse gas emission levels corresponding to the best performance.

 are sustainable investments with an environmental objective that **do not take into account the criteria** for environmentally sustainable economic activities under the EU Taxonomy.

The two graphs below show in green the minimum percentage of investments that are aligned with the EU Taxonomy. As there is no appropriate methodology to determine the Taxonomy-alignment of sovereign bonds*, the first graph shows the Taxonomy alignment in relation to all the investments of the financial product including sovereign bonds, while the second graph shows the Taxonomy alignment only in relation to the investments of the financial product other than sovereign bonds.



* For the purpose of these graphs, 'sovereign bonds' consist of all sovereign exposures

** As the investments are not Taxonomy-aligned, the exclusion of sovereign bonds has no impact on the graph and therefore no such percentage is shown here.

 **What is the minimum share of investments in transitional and enabling activities?**

0%.



What is the minimum share of sustainable investments with an environmental objective that are not aligned with the EU Taxonomy?

The Sub-fund intends to make sustainable investments, measured as positive scores via Robeco's SDG Framework. Among those could be investments with environmental objectives that do not qualify as Taxonomy-aligned. The environmental objectives of the Sub-fund are attained by investing in companies that score positively on SDG 12 (Responsible consumption and production), SDG 13 (Climate action), SDG 14 (Life below water), and SDG 15 (Life on land) in Robeco's SDG Framework. While the sum of sustainable investments with an environmental objective and socially sustainable investments always adds up to the Sub-fund's minimum proportion of 50% sustainable investments, we do not commit to a minimum share of sustainable investments with an environmental objective because the Sub-fund's investment strategy does not have a specific environmental investment objective. Therefore, the minimum share of sustainable investments with an environmental objective is 0%.



What is the minimum share of socially sustainable investments?

The Sub-fund intends to make sustainable investments, measured as positive scores via Robeco's SDG Framework. Among those could be investments with social objectives. The social objectives of the Sub-fund are attained by investing in companies that score positively on SDG 1 (No poverty), SDG 2 (Zero hunger), SDG 3 (Good health and well-being), SDG 4 (Quality education), SDG 5 (Gender equality), SDG 6 (Clear water and sanitation), SDG 7 (Affordable and clean energy), SDG 8 (Decent work and economic growth), SDG 9 (Industry, innovation and infrastructure), SDG 10 (Reduced inequalities), SDG 11 (Sustainable cities and communities), SDG 16 (Peace, justice and strong institutions) and SDG 17 (Partnerships for the goals), in Robeco's SDG Framework. While the sum of socially sustainable investments and sustainable investments with an environmental objective always adds up to the Sub-fund's minimum proportion of sustainable investments, we do not commit to a minimum share of socially sustainable investments because the Sub-fund's investment strategy does not have a specific socially sustainable investment objective. Therefore, the minimum share of socially sustainable investments is 0%.



What investments are included under "#2 Other", what is their purpose and are there any minimum environmental or social safeguards?

The type of instruments included under "#2 Other" and their purpose are outlined in Annex I of this Prospectus under the header 'Financial instruments and investment restrictions'. They include cash, cash equivalents, as well as investment funds and eligible asset classes (other than bonds and equities) that do not specifically promote E/S characteristics. As indicated above, the Sub-fund does not make use of derivatives to attain the environmental or social characteristics promoted. The Sub-fund may make use of derivatives, which thus always fall under the category "#2 Other", for hedging, liquidity management and efficient portfolio management as well as investment purposes. Exchange traded and over-the-counter derivatives are permitted, including but not limited to futures, swaps, options and currency forwards. In case the Sub-fund uses derivatives, the underlying shall comply with the investment policy. Where relevant, minimum environmental or social safeguards are taken into account, by, for example, applying Robeco's Exclusion Policy for any single security derivative.



Is a specific index designated as a reference benchmark to determine whether this financial product is aligned with the environmental and/or social characteristics that it promotes?

Not applicable.

Reference benchmarks are indexes to measure whether the financial product attains the environmental or social characteristics that they promote.



Where can I find more product specific information online?

More product-specific information can be found on the website:

<https://www.robeco.com/en-int/products/funds/>

- o Robeco's PAI Statement can be accessed via the following link:
<https://www.robeco.com/files/docm/docu-principal-adverse-impact-statement-summary-entity-level.pdf>
- o Robeco's Good Governance test can be accessed via the following link:
<https://www.robeco.com/files/docm/docu-robeco-good-governance-policy.pdf>
- o Robeco's SDG framework
<https://www.robeco.com/docm/docu-robeco-explanation-sdg-framework.pdf>
- o Robeco's sustainability risk policy
<https://www.robeco.com/files/docm/docu-robeco-sustainability-risk-policy.pdf>

c) Robeco Global Consumer Trends

Pre-contractual disclosure for the financial products referred to in Article 8, paragraphs 1, 2 and 2a, of Regulation (EU) 2019/2088 and Article 6, first paragraph, of Regulation (EU) 2020/852

Product name: Robeco Global Consumer Trends

Legal entity identifier: 213800PFG7CLST9A1742

Environmental and/or social characteristics

Does this financial product have a sustainable investment objective?

Yes

No

It will make a minimum of **sustainable investments with an environmental objective:** ___%

- in economic activities that qualify as environmentally sustainable under the EU Taxonomy
- in economic activities that do not qualify as environmentally sustainable under the EU Taxonomy

It will make a minimum of **sustainable investments with a social objective:** ___%

It **promotes Environmental/Social (E/S) characteristics** and while it does not have as its objective a sustainable investment, it will have a minimum proportion of 35% of sustainable investments

- with an environmental objective in economic activities that qualify as environmentally sustainable under the EU Taxonomy
- with an environmental objective in economic activities that do not qualify as environmentally sustainable under the EU Taxonomy
- with a social objective

It promotes E/S characteristics, but **will not make any sustainable investments**

Sustainable investment means an investment in an economic activity that contributes to an environmental or social objective, provided that the investment does not significantly harm any environmental or social objective and that the investee companies follow good governance practices.

The **EU Taxonomy** is a classification system laid down in Regulation (EU) 2020/852, establishing a list of **environmentally sustainable economic activities**. That Regulation does not include a list of socially sustainable economic activities. Sustainable investments with an environmental objective might be aligned with the Taxonomy or not.



What environmental and/or social characteristics are promoted by this financial product?

The Sub-fund has the following E/S characteristics:

1. The Sub-fund promotes certain minimum environmental and social safeguards through applying exclusion criteria with regards to products and business practices that Robeco believes are detrimental to society and incompatible with sustainable investment strategies, such as exposure to controversial behaviour, controversial weapons, and fossil fuels.
2. The Sub-fund promotes adherence to and conducting business activities in accordance with the United Nations Universal Declaration of Human Rights, the International Labor Organization's (ILO) labor standards, the United Nations Guiding Principles for Business and Human Rights (UNGPs), the United Nations Global Compact (UNGC) and the OECD Guidelines for Multinational Enterprises, by scrutinizing companies that violate these principles.
3. The Sub-fund promotes good governance and sustainable corporate practices through proxy voting, which contributes to long-term shareholder value creation. This includes taking an active stance on social and environmental topics through Robeco's proxy voting policy.
4. The Sub-fund limits investing in companies with an elevated sustainability risk based on ESG risk scores whereas all such investments require separate approval of a dedicated committee that oversees that all investments are substantiated and eligible based on a fundamental review on the sustainability risk.
5. The Sub-fund promotes having a lower carbon footprint than that of the general market index referred to in Appendix VI – Benchmarks (the "General Market Index").

There is no reference benchmark designated for the purpose of attaining the environmental or social characteristics promoted by the Sub-fund.

What sustainability indicators are used to measure the attainment of each of the environmental or social characteristics promoted by this financial product?

The Sub-fund has the following sustainability indicators:

1. The % of investments in securities that are on Robeco's Exclusion list as result of the application of Robeco's Exclusion Policy.
2. The number of companies that are in violation of the ILO standards, UNGPs, UNGC or OECD Guidelines for Multinational Enterprises and hence are a part of the Enhanced Engagement program.
3. The number of holdings and agenda items voted.
4. The % of holdings with an elevated sustainability risk profile.
5. The Sub-fund promotes having a lower carbon footprint than the General Market Index.

What are the objectives of the sustainable investments that the financial product partially intends to make and how does the sustainable investment contribute to such objectives?

The sustainable investments aim to contribute to the UN Sustainable Development Goals ("SDGs"), that have both social and environmental objectives. These are 17 goals that are globally recognised and include environmental goals such as climate action, clean water, life on land and water and social goals such as zero hunger, gender equality, education, etc. Robeco has developed a proprietary framework based on the UN SDGs through which an issuer's contribution to such SDGs is determined through a 3-step process. This process starts with a sector baseline on which a company's products are analysed to examine contribution to the society and environment. Further, the operational processes involved in creating such products is checked along with any controversies/litigation claims and remediation actions taken which are perused before a final SDG score is determined. The final score ranges between high

Sustainability indicators measure how the environmental or social characteristics promoted by the financial product are attained.

negative (-3) to high positive (+3) and only those issuers which achieve positive SDG scores (+1, +2 and +3) are regarded as Sustainable Investments.

● ***How do the sustainable investments that the financial product partially intends to make, not cause significant harm to any environmental or social sustainable investment objective?***

The sustainable investments do no significant harm to any environmental or social sustainable investment objective by considering a principal adverse impact and aligning with the OECD Guidelines for Multinational Enterprises and the UN Guiding Principles on Business and Human Rights. In addition, sustainable investments score positively on Robeco's SDG Framework, and therefore do not cause significant harm.

How have the indicators for adverse impacts on sustainability factors been taken into account?

Mandatory principal adverse impact indicators are considered through Robeco's SDG Framework, either directly or indirectly, when identifying sustainable investments for the Sub-fund. In addition, voluntary environmental and social indicators are taken into account, depending on their relevance for measuring impacts on the SDGs and the availability of data. A detailed description of the incorporation of principal adverse impacts is available via Robeco's Principal Adverse Impact Statement published on the Robeco website (<https://www.robeco.com/files/docm/docu-principal-adverse-impact-statement-summary-entity-level.pdf>). In this statement, Robeco sets out its approach to identifying and prioritizing principal adverse impacts, and how principal adverse impacts are considered as part of Robeco's investment due diligence process and procedures relating to research and analysis, exclusions and restrictions and/or voting and engagement. This description also explains how principal adverse impact indicators are considered by the SDG Framework.

How are the sustainable investments aligned with the OECD Guidelines for Multinational Enterprises and the UN Guiding Principles on Business and Human Rights? Details:

The sustainable investments are aligned with the OECD Guidelines for Multinational Enterprises and the UN Guiding Principles on Business and Human Rights via both Robeco's Exclusion Policy and Robeco's SDG Framework.

Robeco's Exclusion Policy includes an explanation of how Robeco acts in accordance with the International Labor Organization (ILO) standards, United Nations Guiding Principles (UNGPs), United Nations Global Compact (UNGC) Principles and the Organization for Economic Co-operation and Development (OECD) Guidelines for Multinational Enterprises and is guided by these international treaties to assess the behavior of companies. Robeco continuously screens its investments for breaches of these principles. In case of a breach, the company will be excluded or engaged with, and is not considered a sustainable investment.

Robeco's SDG Framework screens for breaches on these principles in the final step of the framework. In this step, Robeco checks whether the company concerned has been involved in any controversies. Involvement in any controversy will result in a negative SDG score for the company, meaning it is not a sustainable investment.

The EU Taxonomy sets out a "do not significant harm" principle by which Taxonomy-aligned investments should not significantly harm EU Taxonomy objectives and is accompanied by specific EU criteria.

The "do no significant harm" principle applies only to those investments underlying the financial product that take into account the EU criteria for environmentally sustainable economic activities. The investments underlying the remaining portion of this financial product do not take into account the EU criteria for environmentally sustainable economic activities.

Any other sustainable investments must also not significantly harm any environmental or social objectives.



Does this financial product consider principal adverse impacts on sustainability factors?

Yes, _____

The Sub-fund considers principal adverse impacts on sustainability factors as referred to in Annex I of the SFDR Delegated Act.

Pre-investment, the following principal adverse impacts on sustainability factors are considered:

- Via the applied normative and activity-based exclusions, the following PAIs are considered:
 - Exposure to companies active in the fossil fuel sector (PAI 4, Table 1)
 - Violations of the UN Global Compact Principles and Organisation for Economic Cooperation and Development (OECD) Guidelines for Multinational Enterprises (PAI 10, Table 1)
 - Activities negatively affecting biodiversity-sensitive areas (PAI 7, Table 1). The consideration of this PAI is currently restricted to applying exclusions to palm oil producing companies and for any breaches to the UNGC, UNGP and OECD Guidelines for Multinational Enterprises in relation to biodiversity.
 - Exposure to controversial weapons (anti-personnel mines, cluster munitions, chemical weapons (PAI 14, Table 1)
- Via the ESG integration process, as part of the investment due diligence policies and procedures, the following PAIs are considered:
 - All indicators related to GHG emissions, as part of the required Climate Risk analysis (PAI 1-6, Table 1, PAI 4, Table 2)
 - Biodiversity, water and waste indicators (PAI 7-9, Table 1)
 - Board gender diversity (PAI 13, Table 1)

Post-investment, the following principal adverse impacts on sustainability factors are taken into account:

- Via the application of the voting policy, the following PAIs are considered:
 - All indicators related to GHG emissions (PAI 1-6, Table 1)
 - Indicators related to social and employee matters (PAI 10-13, Table 1; PAI 5-8, Table 3)

Principal adverse impacts are the most significant negative impacts of investment decisions on sustainability factors relating to environmental, social and employee matters, respect for human rights, anti-corruption and anti-bribery matters.

- o Via Robeco's entity engagement program, the following PAIs are considered:
 - All indicators related to Climate and other environment-related indicators (PAI 1-9, Table 1)
 - Violations of the UN Global Compact Principles and Organisation for Economic Cooperation and Development (OECD) Guidelines for Multinational Enterprises (PAI 10, Table 1). On an ongoing basis, the investment universe is scanned for controversial behavior in relation to the aforementioned principles and guidelines.
 - In addition, based on a yearly review of Robeco's performance on all mandatory and selected voluntary indicators, holdings of the Sub-fund that cause adverse impact might be selected for engagement.

More information is available via Robeco's Principal Adverse Impact Statement, published on Robeco's website. The Sub-fund will periodically report how it has considered the principal adverse impacts of its investments in the Company's annual report, which will be made available each year on or before 30 April at the Sub-fund page highlighted in final section of this document.

No



What investment strategy does this financial product follow?

Robeco Global Consumer Trends is an actively managed fund that invests in stocks in developed and emerging countries across the world. The selection of these stocks is based on fundamental analysis as described in the Investment policy strategy paragraph in Appendix I of this Prospectus. The strategy integrates sustainability indicators on a continuous basis as part of the stock selection process. Amongst others, the Sub-fund applies norms-based and activity-based exclusions, Robeco's good governance policy, Robeco's SDG framework and considers Principal Adverse Impacts in the investment process. More product-specific information can be found on our website and the links provided in the final question of this disclosure.

What are the binding elements of the investment strategy used to select the investments to attain each of the environmental or social characteristics promoted by this financial product?

The Sub-fund has the following binding elements:

1. The Sub-fund's portfolio complies with Robeco's Exclusion Policy (<https://www.robeco.com/files/docm/docu-exclusion-policy.pdf>), that is based on exclusion criteria with regards to products and business practices that Robeco believes are detrimental to society and incompatible with sustainable investment strategies. This means that the Sub-fund has 0% exposure to excluded securities, taking into account a grace period. Information with regards to the effects of the exclusions on the Sub-fund's universe can be found at <https://www.robeco.com/files/docm/docu-exclusion-list.pdf>.
2. The Sub-fund scrutinizes investment in companies that are in breach of the ILO standards, UNGPs, UNGC or OECD Guidelines for Multinational Enterprises. If a company in the portfolio breaches one of the international guidelines during the investment period, the company will become part of the Enhanced Engagement program.
3. All equity holdings have a granted right to vote and Robeco exerts that right by voting according to Robeco's Proxy Voting Policy, unless impediments occur (e.g. share blocking or when not considered cost efficient). Robeco's Proxy Voting Policy can be found at <https://www.robeco.com/files/docm/docu-robeco-stewardship-policy.pdf>.
4. Investments with an elevated sustainability risk are defined by Robeco as companies with an ESG Risk Rating of 40 and higher (the ESG Risk Rating is explained in the sustainability risk policy which can be accessed via <https://www.robeco.com/files/docm/docu-robeco-sustainability-risk->

The investment strategy guides investment decisions based on factors such as investment objectives and risk tolerance.

[policy.pdf](#)). The Sub-fund is limited to a maximum exposure of 3% to investments with an elevated sustainability risk, based on the market weight in the portfolio taking into account regional differences and benchmark. Each investment with an ESG Risk rating of higher than 40 requires separate approval by a dedicated committee of sustainable investment specialists, compliance and risk management that oversees the bottom-up sustainability analysis.

5. The Sub-fund's weighted carbon footprint score is 20% better than that of the General Market Index.

● **What is the committed minimum rate to reduce the scope of the investments considered prior to the application of that investment strategy?**

The Sub-fund does not commit to a minimum rate to reduce the scope of investments prior to the application of the investment strategy.

● **What is the policy to assess good governance practices of the investee companies?**

Robeco has a Good Governance policy to assess governance practices of companies. The policy describes how Robeco determines if and when a company does not follow good governance practices and is therefore excluded from the initial investment universe for Article 8 and 9 products. Robeco's Good Governance policy applies to the Sub-fund and tests on a set of governance criteria that reflect widely recognized industry established norms and include topics as employee relations, management structure, tax compliance and remuneration.

The Good Governance test consists of criteria on such topics that are examined for investee companies and further explained in Robeco's Good Governance policy <https://www.robeco.com/files/docm/docu-robeco-good-governance-policy.pdf>. Additionally, the companies that do not pass the good governance test are reflected in the exclusion list that can be accessed here - <https://www.robeco.com/files/docm/docu-exclusion-list.pdf>.

What is the asset allocation planned for this financial product?

At least 90% of the investments are aligned with the E/S characteristics of the Sub-fund. The Sub-fund plans to make a minimum of 35% sustainable investments, measured by positive scores via Robeco's SDG Framework. The investments in the category Other, estimated between 0-10%, are mostly in cash, cash equivalents and derivatives as further described below. The planned asset allocation is monitored continuously, and evaluated on a yearly basis.

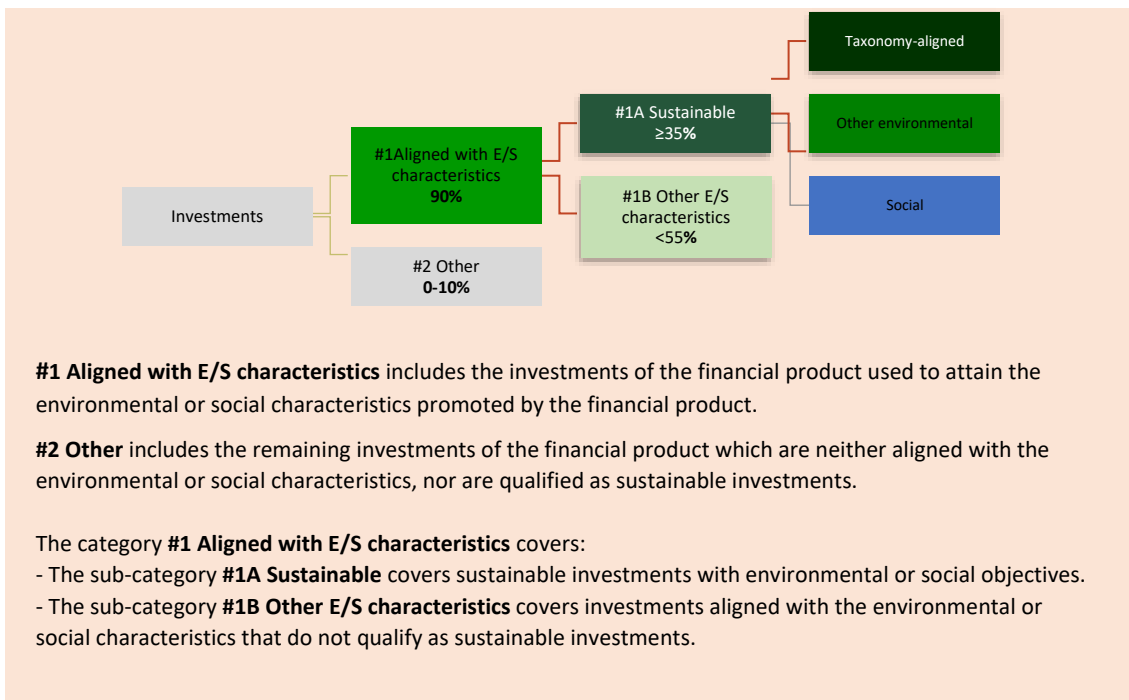
Good governance practices include sound management structures, employee relations, remuneration of staff and tax compliance.



Asset allocation describes the share of investments in specific assets.

Taxonomy-aligned activities are expressed as a share of:

- **turnover** reflecting the share of revenue from green activities of investee companies
- **capital expenditure (CapEx)** showing the green investments made by investee companies, e.g. for a transition to a green economy.
- **operational expenditure (OpEx)** reflecting green operational activities of investee companies.



How does the use of derivatives attain the environmental or social characteristics promoted by the financial product?

The Sub-fund does not make use of derivatives to attain the environmental or social characteristics promoted by the financial product. The Sub-fund may make use of derivatives for hedging, liquidity management and efficient portfolio management as well as investment purposes. Exchange traded and over-the-counter derivatives are permitted, including but not limited to futures, swaps, options and currency forwards. Whilst the Sub-fund may use derivatives both for investment purposes as well as for hedging and efficient portfolio management, it does not utilize derivatives for such purposes outside the intended share of investments allocated to the 'Other' category.

In case the Sub-fund uses derivatives, the underlying shall comply with the investment policy. Where relevant, minimum environmental or social safeguards are taken into account as described below.



To what minimum extent are sustainable investments with an environmental objective aligned with the EU Taxonomy?

0%. The Sub-fund does not intend to make Taxonomy-aligned investments. It cannot be excluded that among the Sub-fund's holdings certain investments are Taxonomy aligned. The Sub-fund will report on Taxonomy-aligned investment in the periodic disclosures. In the future, once data-availability in relation to the EU Taxonomy will improve, Robeco might consider setting a target based on turnover or CAPEX. Robeco currently relies on third-party data, including data in relation to companies that do not disclose on the EU Taxonomy alignment of their activities. EU Taxonomy-alignment data is not yet subject to a review by third parties. The Sub-fund only makes investments in equity and therefore it does not have sovereign exposures. The expected level of alignment with and without sovereign bonds is the same.

To comply with the EU Taxonomy, the criteria for **fossil gas** include limitations on emissions and switching to renewable power or low-carbon fuels by the end of 2035. For **nuclear energy**, the criteria include comprehensive safety and waste management rules.

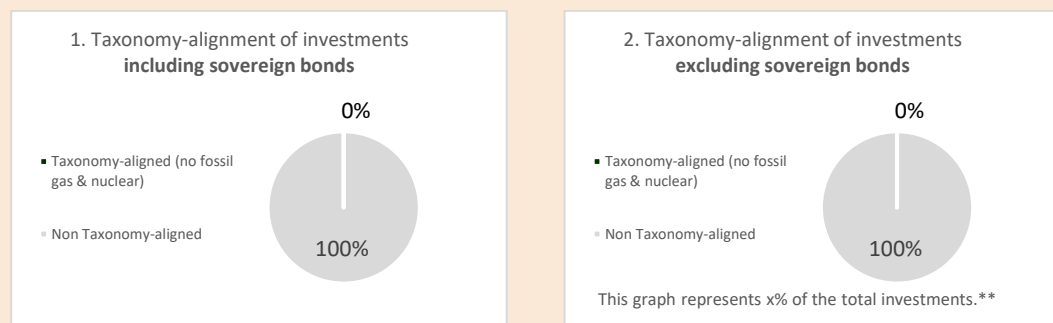
Enabling activities directly enable other activities to make a substantial contribution to an environmental objective.

Transitional activities are activities for which low-carbon alternatives are not yet available and among others have greenhouse gas emission levels corresponding to the best performance.

● **Does the financial product invest in fossil gas and/or nuclear energy related activities that comply with the EU Taxonomy?⁵⁷**

- Yes
 - In fossil gas
 - In nuclear energy
- No

The two graphs below show in green the minimum percentage of investments that are aligned with the EU Taxonomy. As there is no appropriate methodology to determine the Taxonomy-alignment of sovereign bonds, the first graph shows the Taxonomy alignment in relation to all the investments of the financial product including sovereign bonds, while the second graph shows the Taxonomy alignment only in relation to the investments of the financial product other than sovereign bonds.*



* For the purpose of these graphs, 'sovereign bonds' consist of all sovereign exposures
 ** As the investments are not Taxonomy-aligned, the exclusion of sovereign bonds has no impact on the graph and therefore no such percentage is shown here.

● **What is the minimum share of investments in transitional and enabling activities?**


0%.



What is the minimum share of sustainable investments with an environmental objective that are not aligned with the EU Taxonomy?

The Sub-fund intends to make sustainable investments, measured as positive scores via Robeco's SDG Framework. Among those could be investments with environmental objectives that do not qualify as Taxonomy-aligned. The environmental objectives of the Sub-fund are attained by investing in companies that score positively on SDG 12 (Responsible consumption and production), SDG 13 (Climate action), SDG 14 (Life below water), and SDG 15 (Life on land) in Robeco's SDG Framework. While the sum of sustainable investments with an environmental objective and socially sustainable investments always adds up to the Sub-fund's minimum proportion of 35% sustainable investments, we do not commit to a minimum share of sustainable investments with an environmental objective because the Sub-fund's investment strategy does not have a specific environmental investment objective. Therefore, the minimum share of sustainable investments with an environmental objective is 0%.

⁵⁷ Fossil gas and/or nuclear related activities will only comply with the EU Taxonomy where they contribute to limiting climate change ("climate change mitigation") and do not significantly harm any EU Taxonomy objective - see explanatory note in the left hand margin. The full criteria for fossil gas and nuclear energy economic activities that comply with the EU Taxonomy are laid down in Commission Delegated Regulation (EU) 2022/1214.

 are sustainable investments with an environmental objective that **do not take into account the criteria** for environmentally sustainable economic activities under the EU Taxonomy.



What is the minimum share of socially sustainable investments?

The Sub-fund intends to make sustainable investments, measured as positive scores via Robeco's SDG Framework. Among those could be investments with social objectives. The social objectives of the Sub-fund are attained by investing in companies that score positively on SDG 1 (No poverty), SDG 2 (Zero hunger), SDG 3 (Good health and well-being), SDG 4 (Quality education), SDG 5 (Gender equality), SDG 6 (Clear water and sanitation), SDG 7 (Affordable and clean energy), SDG 8 (Decent work and economic growth), SDG 9 (Industry, innovation and infrastructure), SDG 10 (Reduced inequalities), SDG 11 (Sustainable cities and communities), SDG 16 (Peace, justice and strong institutions) and SDG 17 (Partnerships for the goals), in Robeco's SDG Framework. While the sum of socially sustainable investments and sustainable investments with an environmental objective always adds up to the Sub-fund's minimum proportion of sustainable investments, we do not commit to a minimum share of socially sustainable investments because the Sub-fund's investment strategy does not have a specific socially sustainable investment objective. Therefore, the minimum share of socially sustainable investments is 0%.



What investments are included under "#2 Other", what is their purpose and are there any minimum environmental or social safeguards?

The type of instruments included under "#2 Other" and their purpose are outlined in Annex I of this Prospectus under the header 'Financial instruments and investment restrictions'. They include cash, cash equivalents, as well as investment funds and eligible asset classes (other than bonds and equities) that do not specifically promote E/S characteristics. As indicated above, the Sub-fund does not make use of derivatives to attain the environmental or social characteristics promoted. The Sub-fund may make use of derivatives, which thus always fall under the category "#2 Other", for hedging, liquidity management and efficient portfolio management as well as investment purposes. Exchange traded and over-the-counter derivatives are permitted, including but not limited to futures, swaps, options and currency forwards. In case the Sub-fund uses derivatives, the underlying shall comply with the investment policy. Where relevant, minimum environmental or social safeguards are taken into account, by, for example, applying Robeco's Exclusion Policy for any single security derivative.



Is a specific index designated as a reference benchmark to determine whether this financial product is aligned with the environmental and/or social characteristics that it promotes?

Reference benchmarks are indexes to measure whether the financial product attains the environmental or social characteristics that they promote.

Not applicable.



Where can I find more product specific information online?

More product-specific information can be found on the website:

<https://www.robeco.com/en-int/products/funds/>

- Robeco's PAI Statement can be accessed via the following link:
<https://www.robeco.com/files/docm/docu-principal-adverse-impact-statement-summary-entity-level.pdf>
- Robeco's Good Governance test can be accessed via the following link:
<https://www.robeco.com/files/docm/docu-robeco-good-governance-policy.pdf>
- Robeco's SDG framework
<https://www.robeco.com/docm/docu-robeco-explanation-sdg-framework.pdf>
- Robeco's sustainability risk policy
<https://www.robeco.com/files/docm/docu-robeco-sustainability-risk-policy.pdf>

d) Robeco Global Multi-Thematic

Pre-contractual disclosure for the financial products referred to in Article 8, paragraphs 1, 2 and 2a, of Regulation (EU) 2019/2088 and Article 6, first paragraph, of Regulation (EU) 2020/852

Product name: Robeco Global Multi-Thematic

Legal entity identifier: 2138006ECAW1JTNY4V89

Environmental and/or social characteristics

Does this financial product have a sustainable investment objective?



Yes



No

It will make a minimum of **sustainable investments with an environmental objective: ___%**

- in economic activities that qualify as environmentally sustainable under the EU Taxonomy
- in economic activities that do not qualify as environmentally sustainable under the EU Taxonomy

It will make a minimum of **sustainable investments with a social objective: ___%**

It **promotes Environmental/Social (E/S) characteristics** and while it does not have as its objective a sustainable investment, it will have a minimum proportion of 35% of sustainable investments

- with an environmental objective in economic activities that qualify as environmentally sustainable under the EU Taxonomy
- with an environmental objective in economic activities that do not qualify as environmentally sustainable under the EU Taxonomy
- with a social objective

It promotes E/S characteristics, but **will not make any sustainable investments**

Sustainable investment means an investment in an economic activity that contributes to an environmental or social objective, provided that the investment does not significantly harm any environmental or social objective and that the investee companies follow good governance practices.

The **EU Taxonomy** is a classification system laid down in Regulation (EU) 2020/852, establishing a list of **environmentally sustainable economic activities**. That Regulation does not include a list of socially sustainable economic activities. Sustainable investments with an environmental objective might be aligned with the Taxonomy or not.



Sustainability indicators measure how the environmental or social characteristics promoted by the financial product are attained.

What environmental and/or social characteristics are promoted by this financial product?

The Sub-fund has the following E/S characteristics:

1. The Sub-fund promotes certain minimum environmental and social safeguards through applying exclusion criteria with regards to products and business practices that Robeco believes are detrimental to society and incompatible with sustainable investment strategies, such as exposure to controversial behaviour, controversial weapons, and fossil fuels.
2. The Sub-fund promotes adherence to and conducting business activities in accordance with the United Nations Universal Declaration of Human Rights, the International Labor Organization's (ILO) labor standards, the United Nations Guiding Principles for Business and Human Rights (UNGPs), the United Nations Global Compact (UNGC) and the OECD Guidelines for Multinational Enterprises, by scrutinizing companies that violate these principles.
3. The Sub-fund promotes good governance and sustainable corporate practices through proxy voting, which contributes to long-term shareholder value creation. This includes taking an active stance on social and environmental topics through Robeco's proxy voting policy.
4. The Sub-fund limits investing in companies with an elevated sustainability risk based on ESG risk scores whereas all such investments require separate approval of a dedicated committee that oversees that all investments are substantiated and eligible based on a fundamental review on the sustainability risk.

There is no reference benchmark designated for the purpose of attaining the environmental or social characteristics promoted by the Sub-fund.

What sustainability indicators are used to measure the attainment of each of the environmental or social characteristics promoted by this financial product?

The Sub-fund has the following sustainability indicators:

1. The % of investments in securities that are on Robeco's Exclusion list as result of the application of Robeco's Exclusion Policy.
2. The number of companies that are in violation of the ILO standards, UNGPs, UNGC or OECD Guidelines for Multinational Enterprises and hence are a part of the Enhanced Engagement program.
3. The number of holdings and agenda items voted.
4. The % of holdings with an elevated sustainability risk profile.

What are the objectives of the sustainable investments that the financial product partially intends to make and how does the sustainable investment contribute to such objectives?

The sustainable investments aim to contribute to the UN Sustainable Development Goals ("SDGs"), that have both social and environmental objectives. These are 17 goals that are globally recognised and include environmental goals such as climate action, clean water, life on land and water and social goals such as zero hunger, gender equality, education, etc. Robeco has developed a proprietary framework based on the UN SDGs through which an issuer's contribution to such SDGs is determined through a 3-step process. This process starts with a sector baseline on which a company's products are analysed to examine contribution to the society and environment. Further, the operational processes involved in creating such products is checked along with any controversies/litigation claims and remediation actions taken which are perused before a final SDG score is determined. The final score ranges between high negative (-3) to high positive (+3) and only those issuers which achieve positive SDG scores (+1, +2 and +3) are regarded as Sustainable Investments.

● ***How do the sustainable investments that the financial product partially intends to make, not cause significant harm to any environmental or social sustainable investment objective?***

The sustainable investments do no significant harm to any environmental or social sustainable investment objective by considering a principal adverse impact and aligning with the OECD Guidelines for Multinational Enterprises and the UN Guiding Principles on Business and Human Rights. In addition, sustainable investments score positively on Robeco's SDG Framework, and therefore do not cause significant harm.

How have the indicators for adverse impacts on sustainability factors been taken into account?

Mandatory principal adverse impact indicators are considered through Robeco's SDG Framework, either directly or indirectly, when identifying sustainable investments for the Sub-fund. In addition, voluntary environmental and social indicators are taken into account, depending on their relevance for measuring impacts on the SDGs and the availability of data. A detailed description of the incorporation of principal adverse impacts is available via Robeco's Principal Adverse Impact Statement published on the Robeco website (<https://www.robeco.com/files/docm/docu-principal-adverse-impact-statement-summary-entity-level.pdf>). In this statement, Robeco sets out its approach to identifying and prioritizing principal adverse impacts, and how principal adverse impacts are considered as part of Robeco's investment due diligence process and procedures relating to research and analysis, exclusions and restrictions and/or voting and engagement. This description also explains how principal adverse impact indicators are considered by the SDG Framework.

How are the sustainable investments aligned with the OECD Guidelines for Multinational Enterprises and the UN Guiding Principles on Business and Human Rights? Details:

The sustainable investments are aligned with the OECD Guidelines for Multinational Enterprises and the UN Guiding Principles on Business and Human Rights via both Robeco's Exclusion Policy and Robeco's SDG Framework.

Robeco's Exclusion Policy includes an explanation of how Robeco acts in accordance with the International Labor Organization (ILO) standards, United Nations Guiding Principles (UNGPs), United Nations Global Compact (UNGC) Principles and the Organization for Economic Co-operation and Development (OECD) Guidelines for Multinational Enterprises and is guided by these international treaties to assess the behavior of companies. Robeco continuously screens its investments for breaches of these principles. In case of a breach, the company will be excluded or engaged with, and is not considered a sustainable investment.

Robeco's SDG Framework screens for breaches on these principles in the final step of the framework. In this step, Robeco checks whether the company concerned has been involved in any controversies. Involvement in any controversy will result in a negative SDG score for the company, meaning it is not a sustainable investment.

The EU Taxonomy sets out a "do not significant harm" principle by which Taxonomy-aligned investments should not significantly harm EU Taxonomy objectives and is accompanied by specific EU criteria.

The "do no significant harm" principle applies only to those investments underlying the financial product that take into account the EU criteria for environmentally sustainable economic activities. The investments underlying the remaining portion of this financial product do not take into account the EU criteria for environmentally sustainable economic activities.

Any other sustainable investments must also not significantly harm any environmental or social objectives.



Does this financial product consider principal adverse impacts on sustainability factors?

Yes, _____

The Sub-fund considers principal adverse impacts on sustainability factors as referred to in Annex I of the SFDR Delegated Act.

Pre-investment, the following principal adverse impacts on sustainability factors are considered:

- Via the applied normative and activity-based exclusions, the following PAIs are considered:
 - Exposure to companies active in the fossil fuel sector (PAI 4, Table 1)
 - Violations of the UN Global Compact Principles and Organisation for Economic Cooperation and Development (OECD) Guidelines for Multinational Enterprises (PAI 10, Table 1)
 - Activities negatively affecting biodiversity-sensitive areas (PAI 7, Table 1). The consideration of this PAI is currently restricted to applying exclusions to palm oil producing companies and for any breaches to the UNGC, UNGP and OECD Guidelines for Multinational Enterprises in relation to biodiversity.
 - Exposure to controversial weapons (anti-personnel mines, cluster munitions, chemical weapons (PAI 14, Table 1)
- Via the ESG integration process, as part of the investment due diligence policies and procedures, the following PAIs are considered:
 - All indicators related to GHG emissions, as part of the required Climate Risk analysis (PAI 1-6, Table 1, PAI 4, Table 2)
 - Biodiversity, water and waste indicators (PAI 7-9, Table 1)
 - Board gender diversity (PAI 13, Table 1)

Post-investment, the following principal adverse impacts on sustainability factors are taken into account:

- Via the application of the voting policy, the following PAIs are considered:
 - All indicators related to GHG emissions (PAI 1-6, Table 1)
 - Indicators related to social and employee matters (PAI 10-13, Table 1; PAI 5-8, Table 3)

Principal adverse impacts are the most significant negative impacts of investment decisions on sustainability factors relating to environmental, social and employee matters, respect for human rights, anti-corruption and anti-bribery matters.

- o Via Robeco's entity engagement program, the following PAIs are considered:
 - All indicators related to Climate and other environment-related indicators (PAI 1-9, Table 1)
 - Violations of the UN Global Compact Principles and Organisation for Economic Cooperation and Development (OECD) Guidelines for Multinational Enterprises (PAI 10, Table 1). On an ongoing basis, the investment universe is scanned for controversial behavior in relation to the aforementioned principles and guidelines.
 - In addition, based on a yearly review of Robeco's performance on all mandatory and selected voluntary indicators, holdings of the Sub-fund that cause adverse impact might be selected for engagement.

More information is available via Robeco's Principal Adverse Impact Statement, published on Robeco's website. The Sub-fund will periodically report how it has considered the principal adverse impacts of its investments in the Company's annual report, which will be made available each year on or before 30 April at the Sub-fund page highlighted in final section of this document.

No



What investment strategy does this financial product follow?

Robeco Global Multi-Thematic is an actively managed fund that invests worldwide in equities from developed and emerging countries. The selection of these stocks is based on fundamental analysis as described in the Investment policy strategy paragraph in Appendix I of this Prospectus. The strategy integrates sustainability indicators on a continuous basis as part of the stock selection process. Amongst others, the Sub-fund applies norms-based and activity-based exclusions, Robeco's good governance policy, Robeco's SDG framework and considers Principal Adverse Impacts in the investment process. More product-specific information can be found on our website and the links provided in the final question of this disclosure.

The investment strategy guides investment decisions based on factors such as investment objectives and risk tolerance.

What are the binding elements of the investment strategy used to select the investments to attain each of the environmental or social characteristics promoted by this financial product?

The Sub-fund has the following binding elements:

1. The Sub-fund's portfolio complies with Robeco's Exclusion Policy (<https://www.robeco.com/files/docm/docu-exclusion-policy.pdf>), that is based on exclusion criteria with regards to products and business practices that Robeco believes are detrimental to society and incompatible with sustainable investment strategies. This means that the Sub-fund has 0% exposure to excluded securities, taking into account a grace period. Information with regards to the effects of the exclusions on the Sub-fund's universe can be found at <https://www.robeco.com/files/docm/docu-exclusion-list.pdf>.
2. The Sub-fund scrutinizes investment in companies that are in breach of the ILO standards, UNGPs, UNGC or OECD Guidelines for Multinational Enterprises. If a company in the portfolio breaches one of the international guidelines during the investment period, the company will become part of the Enhanced Engagement program.
3. All equity holdings have a granted right to vote and Robeco exerts that right by voting according to Robeco's Proxy Voting Policy, unless impediments occur (e.g. share blocking or when not considered cost efficient). Robeco's Proxy Voting Policy can be found at <https://www.robeco.com/files/docm/docu-robeco-stewardship-policy.pdf>.
4. Investments with an elevated sustainability risk are defined by Robeco as companies with an ESG Risk Rating of 40 and higher (the ESG Risk Rating is explained in the sustainability risk policy which can be accessed via <https://www.robeco.com/files/docm/docu-robeco-sustainability-risk->

[policy.pdf](#)). The Sub-fund is limited to a maximum exposure of 3% to investments with an elevated sustainability risk, based on the market weight in the portfolio taking into account regional differences and benchmark. Each investment with an ESG Risk rating of higher than 40 requires separate approval by a dedicated committee of sustainable investment specialists, compliance and risk management that oversees the bottom-up sustainability analysis.

● **What is the committed minimum rate to reduce the scope of the investments considered prior to the application of that investment strategy?**

The Sub-fund does not commit to a minimum rate to reduce the scope of investments prior to the application of the investment strategy.

● **What is the policy to assess good governance practices of the investee companies?**

Robeco has a Good Governance policy to assess governance practices of companies. The policy describes how Robeco determines if and when a company does not follow good governance practices and is therefore excluded from the initial investment universe for Article 8 and 9 products. Robeco's Good Governance policy applies to the Sub-fund and tests on a set of governance criteria that reflect widely recognized industry established norms and include topics as employee relations, management structure, tax compliance and remuneration.

The Good Governance test consists of criteria on such topics that are examined for investee companies and further explained in Robeco's Good Governance policy <https://www.robeco.com/files/docm/docu-robeco-good-governance-policy.pdf>. Additionally, the companies that do not pass the good governance test are reflected in the exclusion list that can be accessed here - <https://www.robeco.com/files/docm/docu-exclusion-list.pdf>.

Good governance practices include sound management structures, employee relations, remuneration of staff and tax compliance.



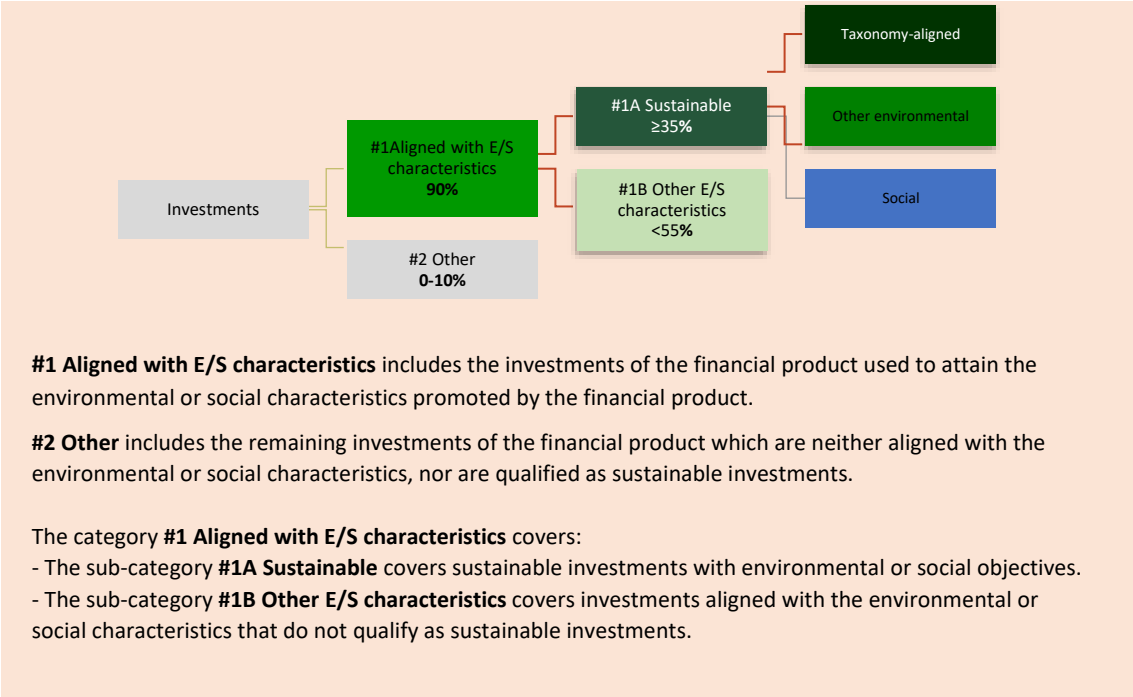
What is the asset allocation planned for this financial product?

At least 90% of the investments are aligned with the E/S characteristics of the Sub-fund. The Sub-fund plans to make a minimum of 35% sustainable investments, measured by positive scores via Robeco's SDG Framework. The investments in the category Other, estimated between 0-10%, are mostly in cash, cash equivalents and derivatives as further described below. The planned asset allocation is monitored continuously, and evaluated on a yearly basis.

Asset allocation describes the share of investments in specific assets.

Taxonomy-aligned activities are expressed as a share of:

- **turnover** reflecting the share of revenue from green activities of investee companies
- **capital expenditure (CapEx)** showing the green investments made by investee companies, e.g. for a transition to a green economy.
- **operational expenditure (OpEx)** reflecting green operational activities of investee companies.



#1 Aligned with E/S characteristics includes the investments of the financial product used to attain the environmental or social characteristics promoted by the financial product.

#2 Other includes the remaining investments of the financial product which are neither aligned with the environmental or social characteristics, nor are qualified as sustainable investments.

The category **#1 Aligned with E/S characteristics** covers:

- The sub-category **#1A Sustainable** covers sustainable investments with environmental or social objectives.
- The sub-category **#1B Other E/S characteristics** covers investments aligned with the environmental or social characteristics that do not qualify as sustainable investments.

How does the use of derivatives attain the environmental or social characteristics promoted by the financial product?

The Sub-fund does not make use of derivatives to attain the environmental or social characteristics promoted by the financial product. The Sub-fund may make use of derivatives for hedging, liquidity management and efficient portfolio management as well as investment purposes. Exchange traded and over-the-counter derivatives are permitted, including but not limited to futures, swaps, options and currency forwards. Whilst the Sub-fund may use derivatives both for investment purposes as well as for hedging and efficient portfolio management, it does not utilize derivatives for such purposes outside the intended share of investments allocated to the 'Other' category.

In case the Sub-fund uses derivatives, the underlying shall comply with the investment policy. Where relevant, minimum environmental or social safeguards are taken into account as described below.



To what minimum extent are sustainable investments with an environmental objective aligned with the EU Taxonomy?

0%. The Sub-fund does not intend to make Taxonomy-aligned investments. It cannot be excluded that among the Sub-fund's holdings certain investments are Taxonomy aligned. The Sub-fund will report on Taxonomy-aligned investment in the periodic disclosures. In the future, once data-availability in relation to the EU Taxonomy will improve, Robeco might consider setting a target based on turnover or CAPEX. Robeco currently relies on third-party data, including data in relation to companies that do not disclose on the EU Taxonomy alignment of their activities. EU Taxonomy-alignment data is not yet subject to a review by third parties. The Sub-fund only makes investments in equity and therefore it does not have sovereign exposures. The expected level of alignment with and without sovereign bonds is the same.

To comply with the EU Taxonomy, the criteria for **fossil gas** include limitations on emissions and switching to renewable power or low-carbon fuels by the end of 2035. For **nuclear energy**, the criteria include comprehensive safety and waste management rules.

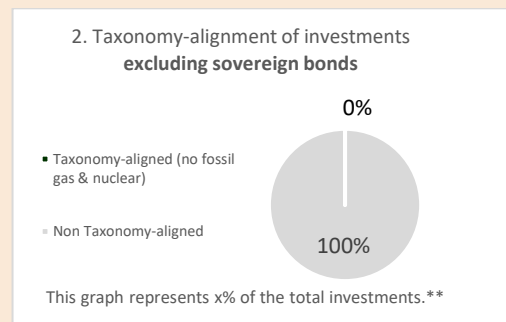
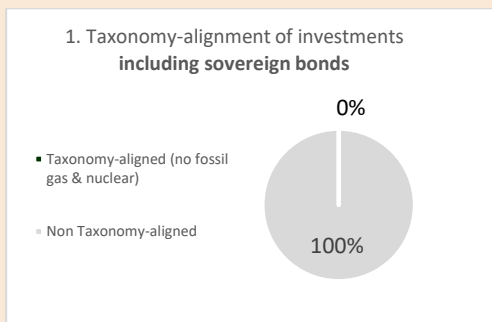
Enabling activities directly enable other activities to make a substantial contribution to an environmental objective.

Transitional activities are activities for which low-carbon alternatives are not yet available and among others have greenhouse gas emission levels corresponding to the best performance.

● **Does the financial product invest in fossil gas and/or nuclear energy related activities that comply with the EU Taxonomy?⁵⁸**

- Yes
 - In fossil gas
 - In nuclear energy
- No

The two graphs below show in green the minimum percentage of investments that are aligned with the EU Taxonomy. As there is no appropriate methodology to determine the Taxonomy-alignment of sovereign bonds, the first graph shows the Taxonomy alignment in relation to all the investments of the financial product including sovereign bonds, while the second graph shows the Taxonomy alignment only in relation to the investments of the financial product other than sovereign bonds.*



* For the purpose of these graphs, 'sovereign bonds' consist of all sovereign exposures

** As the investments are not Taxonomy-aligned, the exclusion of sovereign bonds has no impact on the graph and therefore no such percentage is shown here.

● **What is the minimum share of investments in transitional and enabling activities?**


0%.



What is the minimum share of sustainable investments with an environmental objective that are not aligned with the EU Taxonomy?

The Sub-fund intends to make sustainable investments, measured as positive scores via Robeco's SDG Framework. Among those could be investments with environmental objectives that do not qualify as Taxonomy-aligned. The environmental objectives of the Sub-fund are attained by investing in companies that score positively on SDG 12 (Responsible consumption and production), SDG 13 (Climate action), SDG 14 (Life below water), and SDG 15 (Life on land) in Robeco's SDG Framework. While the sum of sustainable investments with an environmental objective and socially sustainable investments always adds up to the Sub-fund's minimum proportion of 35% sustainable investments, we do not commit to a minimum share of sustainable investments with an environmental objective because the Sub-fund's investment strategy does not have a specific environmental investment objective. Therefore, the minimum share of sustainable investments with an environmental objective is 0%.

⁵⁸ Fossil gas and/or nuclear related activities will only comply with the EU Taxonomy where they contribute to limiting climate change ("climate change mitigation") and do not significantly harm any EU Taxonomy objective - see explanatory note in the left hand margin. The full criteria for fossil gas and nuclear energy economic activities that comply with the EU Taxonomy are laid down in Commission Delegated Regulation (EU) 2022/1214.

 are sustainable investments with an environmental objective that **do not take into account the criteria** for environmentally sustainable economic activities under the EU Taxonomy.



What is the minimum share of socially sustainable investments?

The Sub-fund intends to make sustainable investments, measured as positive scores via Robeco's SDG Framework. Among those could be investments with social objectives. The social objectives of the Sub-fund are attained by investing in companies that score positively on SDG 1 (No poverty), SDG 2 (Zero hunger), SDG 3 (Good health and well-being), SDG 4 (Quality education), SDG 5 (Gender equality), SDG 6 (Clear water and sanitation), SDG 7 (Affordable and clean energy), SDG 8 (Decent work and economic growth), SDG 9 (Industry, innovation and infrastructure), SDG 10 (Reduced inequalities), SDG 11 (Sustainable cities and communities), SDG 16 (Peace, justice and strong institutions) and SDG 17 (Partnerships for the goals), in Robeco's SDG Framework. While the sum of socially sustainable investments and sustainable investments with an environmental objective always adds up to the Sub-fund's minimum proportion of sustainable investments, we do not commit to a minimum share of socially sustainable investments because the Sub-fund's investment strategy does not have a specific socially sustainable investment objective. Therefore, the minimum share of socially sustainable investments is 0%.



What investments are included under "#2 Other", what is their purpose and are there any minimum environmental or social safeguards?

The type of instruments included under "#2 Other" and their purpose are outlined in Annex I of this Prospectus under the header 'Financial instruments and investment restrictions'. They include cash, cash equivalents, as well as investment funds and eligible asset classes (other than bonds and equities) that do not specifically promote E/S characteristics. As indicated above, the Sub-fund does not make use of derivatives to attain the environmental or social characteristics promoted. The Sub-fund may make use of derivatives, which thus always fall under the category "#2 Other", for hedging, liquidity management and efficient portfolio management as well as investment purposes. Exchange traded and over-the-counter derivatives are permitted, including but not limited to futures, swaps, options and currency forwards. In case the Sub-fund uses derivatives, the underlying shall comply with the investment policy. Where relevant, minimum environmental or social safeguards are taken into account, by, for example, applying Robeco's Exclusion Policy for any single security derivative.



Is a specific index designated as a reference benchmark to determine whether this financial product is aligned with the environmental and/or social characteristics that it promotes?

Not applicable.

Reference benchmarks are indexes to measure whether the financial product attains the environmental or social characteristics that they promote.



Where can I find more product specific information online?

More product-specific information can be found on the website:

<https://www.robeco.com/en-int/products/funds/>

- Robeco's PAI Statement can be accessed via the following link:
<https://www.robeco.com/files/docm/docu-principal-adverse-impact-statement-summary-entity-level.pdf>

- Robeco's Good Governance test can be accessed via the following link:
<https://www.robeco.com/files/docm/docu-robeco-good-governance-policy.pdf>
- Robeco's SDG framework
<https://www.robeco.com/docm/docu-robeco-explanation-sdg-framework.pdf>
- Robeco's sustainability risk policy
<https://www.robeco.com/files/docm/docu-robeco-sustainability-risk-policy.pdf>

e) Robeco Digital Innovations

Pre-contractual disclosure for the financial products referred to in Article 8, paragraphs 1, 2 and 2a, of Regulation (EU) 2019/2088 and Article 6, first paragraph, of Regulation (EU) 2020/852

Product name: Robeco Digital Innovations

Legal entity identifier: 213800WH91CRLWH4AL56

Environmental and/or social characteristics

Does this financial product have a sustainable investment objective?

Yes

No

It will make a minimum of **sustainable investments with an environmental objective:** ___%

- in economic activities that qualify as environmentally sustainable under the EU Taxonomy
- in economic activities that do not qualify as environmentally sustainable under the EU Taxonomy

It will make a minimum of **sustainable investments with a social objective:** ___%

It promotes **Environmental/Social (E/S) characteristics** and while it does not have as its objective a sustainable investment, it will have a minimum proportion of 35% of sustainable investments

- with an environmental objective in economic activities that qualify as environmentally sustainable under the EU Taxonomy
- with an environmental objective in economic activities that do not qualify as environmentally sustainable under the EU Taxonomy
- with a social objective

It promotes E/S characteristics, but **will not make any sustainable investments**

Sustainable investment means an investment in an economic activity that contributes to an environmental or social objective, provided that the investment does not significantly harm any environmental or social objective and that the investee companies follow good governance practices.

The **EU Taxonomy** is a classification system laid down in Regulation (EU) 2020/852, establishing a list of **environmentally sustainable economic activities**. That Regulation does not include a list of socially sustainable economic activities. Sustainable investments with an environmental objective might be aligned with the Taxonomy or not.



Sustainability indicators measure how the environmental or social characteristics promoted by the financial product are attained.

What environmental and/or social characteristics are promoted by this financial product?

The Sub-fund has the following E/S characteristics:

1. The Sub-fund promotes certain minimum environmental and social safeguards through applying exclusion criteria with regards to products and business practices that Robeco believes are detrimental to society and incompatible with sustainable investment strategies, such as exposure to controversial behaviour, controversial weapons, and fossil fuels.
2. The Sub-fund promotes adherence to and conducting business activities in accordance with the United Nations Universal Declaration of Human Rights, the International Labor Organization's (ILO) labor standards, the United Nations Guiding Principles for Business and Human Rights (UNGPs), the United Nations Global Compact (UNGC) and the OECD Guidelines for Multinational Enterprises, by scrutinizing companies that violate these principles.
3. The Sub-fund promotes good governance and sustainable corporate practices through proxy voting, which contributes to long-term shareholder value creation. This includes taking an active stance on social and environmental topics through Robeco's proxy voting policy.
4. The Sub-fund limits investing in companies with an elevated sustainability risk based on ESG risk scores whereas all such investments require separate approval of a dedicated committee that oversees that all investments are substantiated and eligible based on a fundamental review on the sustainability risk.

There is no reference benchmark designated for the purpose of attaining the environmental or social characteristics promoted by the Sub-fund.

What sustainability indicators are used to measure the attainment of each of the environmental or social characteristics promoted by this financial product?

The Sub-fund has the following sustainability indicators:

1. The % of investments in securities that are on Robeco's Exclusion list as result of the application of Robeco's Exclusion Policy.
2. The number of companies that are in violation of the ILO standards, UNGPs, UNGC or OECD Guidelines for Multinational Enterprises and hence are a part of the Enhanced Engagement program.
3. The number of holdings and agenda items voted.
4. The % of holdings with an elevated sustainability risk profile.

What are the objectives of the sustainable investments that the financial product partially intends to make and how does the sustainable investment contribute to such objectives?

The sustainable investments aim to contribute to the UN Sustainable Development Goals ("SDGs"), that have both social and environmental objectives. These are 17 goals that are globally recognised and include environmental goals such as climate action, clean water, life on land and water and social goals such as zero hunger, gender equality, education, etc. Robeco has developed a proprietary framework based on the UN SDGs through which an issuer's contribution to such SDGs is determined through a 3-step process. This process starts with a sector baseline on which a company's products are analysed to examine contribution to the society and environment. Further, the operational processes involved in creating such products is checked along with any controversies/litigation claims and remediation actions taken which are perused before a final SDG score is determined. The final score ranges between high negative (-3) to high positive (+3) and only those issuers which achieve positive SDG scores (+1, +2 and +3) are regarded as Sustainable Investments.

● ***How do the sustainable investments that the financial product partially intends to make, not cause significant harm to any environmental or social sustainable investment objective?***

The sustainable investments do no significant harm to any environmental or social sustainable investment objective by considering a principal adverse impact and aligning with the OECD Guidelines for Multinational Enterprises and the UN Guiding Principles on Business and Human Rights. In addition, sustainable investments score positively on Robeco's SDG Framework, and therefore do not cause significant harm.

How have the indicators for adverse impacts on sustainability factors been taken into account?

Mandatory principal adverse impact indicators are considered through Robeco's SDG Framework, either directly or indirectly, when identifying sustainable investments for the Sub-fund. In addition, voluntary environmental and social indicators are taken into account, depending on their relevance for measuring impacts on the SDGs and the availability of data. A detailed description of the incorporation of principal adverse impacts is available via Robeco's Principal Adverse Impact Statement published on the Robeco website (<https://www.robeco.com/files/docm/docu-principal-adverse-impact-statement-summary-entity-level.pdf>). In this statement, Robeco sets out its approach to identifying and prioritizing principal adverse impacts, and how principal adverse impacts are considered as part of Robeco's investment due diligence process and procedures relating to research and analysis, exclusions and restrictions and/or voting and engagement. This description also explains how principal adverse impact indicators are considered by the SDG Framework.

How are the sustainable investments aligned with the OECD Guidelines for Multinational Enterprises and the UN Guiding Principles on Business and Human Rights? Details:

The sustainable investments are aligned with the OECD Guidelines for Multinational Enterprises and the UN Guiding Principles on Business and Human Rights via both Robeco's Exclusion Policy and Robeco's SDG Framework.

Robeco's Exclusion Policy includes an explanation of how Robeco acts in accordance with the International Labor Organization (ILO) standards, United Nations Guiding Principles (UNGPs), United Nations Global Compact (UNGC) Principles and the Organization for Economic Co-operation and Development (OECD) Guidelines for Multinational Enterprises and is guided by these international treaties to assess the behavior of companies. Robeco continuously screens its investments for breaches of these principles. In case of a breach, the company will be excluded or engaged with, and is not considered a sustainable investment.

Robeco's SDG Framework screens for breaches on these principles in the final step of the framework. In this step, Robeco checks whether the company concerned has been involved in any controversies. Involvement in any controversy will result in a negative SDG score for the company, meaning it is not a sustainable investment.

The EU Taxonomy sets out a "do not significant harm" principle by which Taxonomy-aligned investments should not significantly harm EU Taxonomy objectives and is accompanied by specific EU criteria.

The "do no significant harm" principle applies only to those investments underlying the financial product that take into account the EU criteria for environmentally sustainable economic activities. The investments underlying the remaining portion of this financial product do not take into account the EU criteria for environmentally sustainable economic activities.

Any other sustainable investments must also not significantly harm any environmental or social objectives.



Does this financial product consider principal adverse impacts on sustainability factors?

Yes, _____

The Sub-fund considers principal adverse impacts on sustainability factors as referred to in Annex I of the SFDR Delegated Act.

Pre-investment, the following principal adverse impacts on sustainability factors are considered:

- Via the applied normative and activity-based exclusions, the following PAIs are considered:
 - Exposure to companies active in the fossil fuel sector (PAI 4, Table 1)
 - Violations of the UN Global Compact Principles and Organisation for Economic Cooperation and Development (OECD) Guidelines for Multinational Enterprises (PAI 10, Table 1)
 - Activities negatively affecting biodiversity-sensitive areas (PAI 7, Table 1). The consideration of this PAI is currently restricted to applying exclusions to palm oil producing companies and for any breaches to the UNGC, UNGP and OECD Guidelines for Multinational Enterprises in relation to biodiversity.
 - Exposure to controversial weapons (anti-personnel mines, cluster munitions, chemical weapons (PAI 14, Table 1)
- Via the ESG integration process, as part of the investment due diligence policies and procedures, the following PAIs are considered:
 - All indicators related to GHG emissions, as part of the required Climate Risk analysis (PAI 1-6, Table 1, PAI 4, Table 2)
 - Biodiversity, water and waste indicators (PAI 7-9, Table 1)
 - Board gender diversity (PAI 13, Table 1)

Post-investment, the following principal adverse impacts on sustainability factors are taken into account:

- Via the application of the voting policy, the following PAIs are considered:
 - All indicators related to GHG emissions (PAI 1-6, Table 1)
 - Indicators related to social and employee matters (PAI 10-13, Table 1; PAI 5-8, Table 3)
- Via Robeco's entity engagement program, the following PAIs are considered:

Principal adverse impacts are the most significant negative impacts of investment decisions on sustainability factors relating to environmental, social and employee matters, respect for human rights, anti-corruption and anti-bribery matters.

- All indicators related to Climate and other environment-related indicators (PAI 1-9, Table 1)
- Violations of the UN Global Compact Principles and Organisation for Economic Cooperation and Development (OECD) Guidelines for Multinational Enterprises (PAI 10, Table 1). On an ongoing basis, the investment universe is scanned for controversial behavior in relation to the aforementioned principles and guidelines.
- In addition, based on a yearly review of Robeco's performance on all mandatory and selected voluntary indicators, holdings of the Sub-fund that cause adverse impact might be selected for engagement.

More information is available via Robeco's Principal Adverse Impact Statement, published on Robeco's website. The Sub-fund will periodically report how it has considered the principal adverse impacts of its investments in the Company's annual report, which will be made available each year on or before 30 April at the Sub-fund page highlighted in final section of this document.

No



What investment strategy does this financial product follow?

Robeco Digital Innovations is an actively managed fund that invests worldwide in equities from developed and emerging countries. The selection of these stocks is based on fundamental analysis as described in the Investment policy strategy paragraph in Appendix I of this Prospectus. The strategy integrates sustainability indicators on a continuous basis as part of the stock selection process. Amongst others, the Sub-fund applies norms-based and activity-based exclusions, Robeco's good governance policy, Robeco's SDG framework and considers Principal Adverse Impacts in the investment process. More product-specific information can be found on our website and the links provided in the final question of this disclosure.

The investment strategy guides investment decisions based on factors such as investment objectives and risk tolerance.

What are the binding elements of the investment strategy used to select the investments to attain each of the environmental or social characteristics promoted by this financial product?

The Sub-fund has the following binding elements:

1. The Sub-fund's portfolio complies with Robeco's Exclusion Policy (<https://www.robeco.com/files/docm/docu-exclusion-policy.pdf>), that is based on exclusion criteria with regards to products and business practices that Robeco believes are detrimental to society and incompatible with sustainable investment strategies. This means that the Sub-fund has 0% exposure to excluded securities, taking into account a grace period. Information with regards to the effects of the exclusions on the Sub-fund's universe can be found at <https://www.robeco.com/files/docm/docu-exclusion-list.pdf>.
2. The Sub-fund scrutinizes investment in companies that are in breach of the ILO standards, UNGPs, UNGC or OECD Guidelines for Multinational Enterprises. If a company in the portfolio breaches one of the international guidelines during the investment period, the company will become part of the Enhanced Engagement program.
3. All equity holdings have a granted right to vote and Robeco exerts that right by voting according to Robeco's Proxy Voting Policy, unless impediments occur (e.g. share blocking or when not considered cost efficient). Robeco's Proxy Voting Policy can be found at <https://www.robeco.com/files/docm/docu-robeco-stewardship-policy.pdf>.
4. Investments with an elevated sustainability risk are defined by Robeco as companies with an ESG Risk Rating of 40 and higher (the ESG Risk Rating is explained in the sustainability risk policy which can be accessed via <https://www.robeco.com/files/docm/docu-robeco-sustainability-risk-policy.pdf>). The Sub-fund is limited to a maximum exposure of 3% to investments with an elevated sustainability risk, based on the market weight in the portfolio taking into account regional

differences and benchmark. Each investment with an ESG Risk rating of higher than 40 requires separate approval by a dedicated committee of sustainable investment specialists, compliance and risk management that oversees the bottom-up sustainability analysis.

What is the committed minimum rate to reduce the scope of the investments considered prior to the application of that investment strategy?

The Sub-fund does not commit to a minimum rate to reduce the scope of investments prior to the application of the investment strategy.

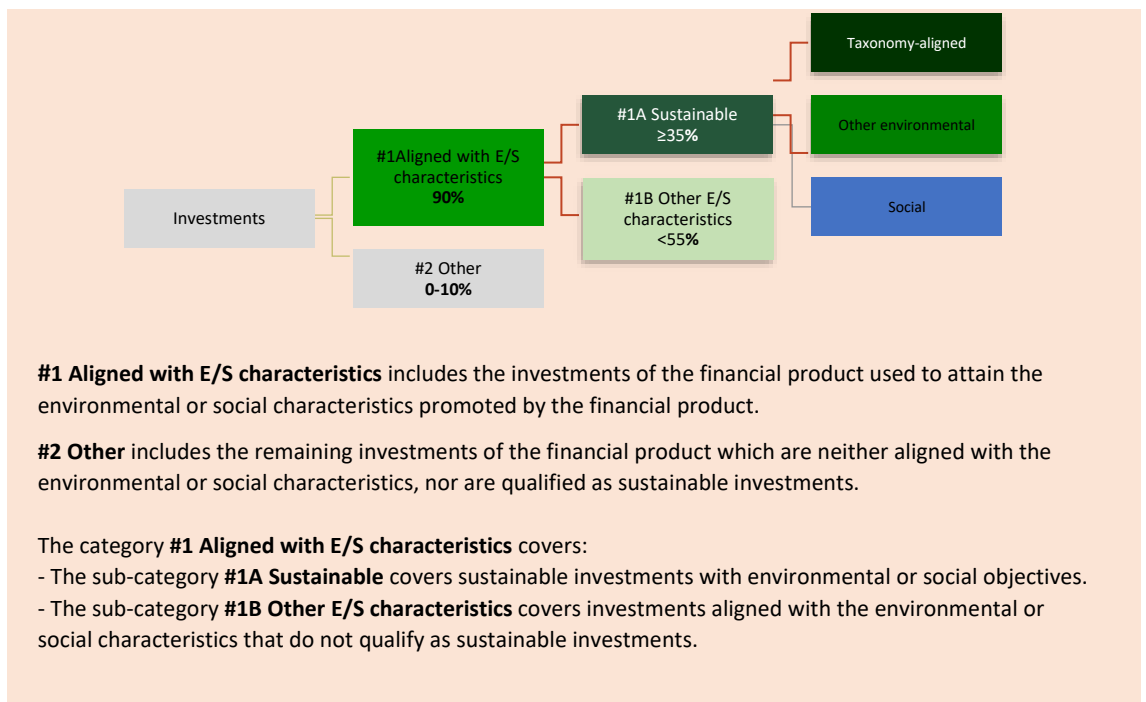
What is the policy to assess good governance practices of the investee companies?

Robeco has a Good Governance policy to assess governance practices of companies. The policy describes how Robeco determines if and when a company does not follow good governance practices and is therefore excluded from the initial investment universe for Article 8 and 9 products. Robeco's Good Governance policy applies to the Sub-fund and tests on a set of governance criteria that reflect widely recognized industry established norms and include topics as employee relations, management structure, tax compliance and remuneration.

The Good Governance test consists of criteria on such topics that are examined for investee companies and further explained in Robeco's Good Governance policy <https://www.robeco.com/files/docm/docu-robeco-good-governance-policy.pdf>. Additionally, the companies that do not pass the good governance test are reflected in the exclusion list that can be accessed here - <https://www.robeco.com/files/docm/docu-exclusion-list.pdf>.

What is the asset allocation planned for this financial product?

At least 90% of the investments are aligned with the E/S characteristics of the Sub-fund. The Sub-fund plans to make a minimum of 35% sustainable investments, measured by positive scores via Robeco's SDG Framework. The investments in the category Other, estimated between 0-10%, are mostly in cash, cash equivalents and derivatives as further described below. The planned asset allocation is monitored continuously, and evaluated on a yearly basis.



Good governance practices include sound management structures, employee relations, remuneration of staff and tax compliance.



Asset allocation describes the share of investments in specific assets.

Taxonomy-aligned activities are expressed as a share of:

- **turnover** reflecting the share of revenue from green activities of investee companies
- **capital expenditure** (CapEx) showing the green investments made by investee companies, e.g. for a transition to a green economy.
- **operational expenditure** (OpEx) reflecting green operational

activities of investee companies.

● **How does the use of derivatives attain the environmental or social characteristics promoted by the financial product?**

The Sub-fund does not make use of derivatives to attain the environmental or social characteristics promoted by the financial product. The Sub-fund may make use of derivatives for hedging, liquidity management and efficient portfolio management as well as investment purposes. Exchange traded and over-the-counter derivatives are permitted, including but not limited to futures, swaps, options and currency forwards. Whilst the Sub-fund may use derivatives both for investment purposes as well as for hedging and efficient portfolio management, it does not utilize derivatives for such purposes outside the intended share of investments allocated to the 'Other' category. In case the Sub-fund uses derivatives, the underlying shall comply with the investment policy. Where relevant, minimum environmental or social safeguards are taken into account as described below.



● **To what minimum extent are sustainable investments with an environmental objective aligned with the EU Taxonomy?**

0%. The Sub-fund does not intend to make Taxonomy-aligned investments. It cannot be excluded that among the Sub-fund's holdings certain investments are Taxonomy aligned. The Sub-fund will report on Taxonomy-aligned investment in the periodic disclosures. In the future, once data-availability in relation to the EU Taxonomy will improve, Robeco might consider setting a target based on turnover or CAPEX. Robeco currently relies on third-party data, including data in relation to companies that do not disclose on the EU Taxonomy alignment of their activities. EU Taxonomy-alignment data is not yet subject to a review by third parties. The Sub-fund only makes investments in equity and therefore it does not have sovereign exposures. The expected level of alignment with and without sovereign bonds is the same.

To comply with the EU Taxonomy, the criteria for **fossil gas** include limitations on emissions and switching to renewable power or low-carbon fuels

● **Does the financial product invest in fossil gas and/or nuclear energy related activities that comply with the EU Taxonomy?⁵⁹**

Yes

In fossil gas In nuclear energy

No

⁵⁹ Fossil gas and/or nuclear related activities will only comply with the EU Taxonomy where they contribute to limiting climate change ("climate change mitigation") and do not significantly harm any EU Taxonomy objective - see explanatory note in the left hand margin. The full criteria for fossil gas and nuclear energy economic activities that comply with the EU Taxonomy are laid down in Commission Delegated Regulation (EU) 2022/1214.

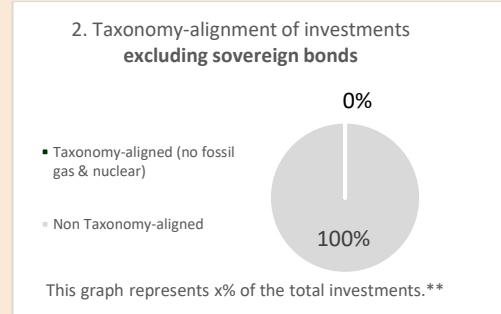
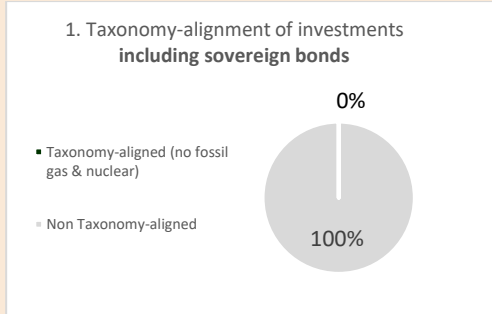
by the end of 2035. For nuclear energy, the criteria include comprehensive safety and waste management rules.

Enabling activities directly enable other activities to make a substantial contribution to an environmental objective.

Transitional activities are activities for which low-carbon alternatives are not yet available and among others have greenhouse gas emission levels corresponding to the best performance.

 are sustainable investments with an environmental objective that **do not take into account the criteria** for environmentally sustainable economic activities under the EU Taxonomy.

The two graphs below show in green the minimum percentage of investments that are aligned with the EU Taxonomy. As there is no appropriate methodology to determine the Taxonomy-alignment of sovereign bonds*, the first graph shows the Taxonomy alignment in relation to all the investments of the financial product including sovereign bonds, while the second graph shows the Taxonomy alignment only in relation to the investments of the financial product other than sovereign bonds.



* For the purpose of these graphs, 'sovereign bonds' consist of all sovereign exposures

** As the investments are not Taxonomy-aligned, the exclusion of sovereign bonds has no impact on the graph and therefore no such percentage is shown here.

 **What is the minimum share of investments in transitional and enabling activities?**

0%.



What is the minimum share of sustainable investments with an environmental objective that are not aligned with the EU Taxonomy?

The Sub-fund intends to make sustainable investments, measured as positive scores via Robeco's SDG Framework. Among those could be investments with environmental objectives that do not qualify as Taxonomy-aligned. The environmental objectives of the Sub-fund are attained by investing in companies that score positively on SDG 12 (Responsible consumption and production), SDG 13 (Climate action), SDG 14 (Life below water), and SDG 15 (Life on land) in Robeco's SDG Framework. While the sum of sustainable investments with an environmental objective and socially sustainable investments always adds up to the Sub-fund's minimum proportion of 35% sustainable investments, we do not commit to a minimum share of sustainable investments with an environmental objective because the Sub-fund's investment strategy does not have a specific environmental investment objective. Therefore, the minimum share of sustainable investments with an environmental objective is 0%.



What is the minimum share of socially sustainable investments?

The Sub-fund intends to make sustainable investments, measured as positive scores via Robeco's SDG Framework. Among those could be investments with social objectives. The social objectives of the Sub-fund are attained by investing in companies that score positively on SDG 1 (No poverty), SDG 2 (Zero hunger), SDG 3 (Good health and well-being), SDG 4 (Quality education), SDG 5 (Gender equality), SDG 6 (Clear water and sanitation), SDG 7 (Affordable and clean energy), SDG 8 (Decent work and economic growth), SDG 9 (Industry, innovation and infrastructure), SDG 10 (Reduced inequalities), SDG 11 (Sustainable cities and communities), SDG 16 (Peace, justice and strong institutions) and SDG 17 (Partnerships for the goals), in Robeco's SDG Framework. While the sum of socially sustainable investments and sustainable investments with an environmental objective always adds up to the Sub-fund's minimum proportion of sustainable investments, we do not commit to a minimum share of socially sustainable investments because the Sub-fund's investment strategy does not have a specific socially sustainable investment objective. Therefore, the minimum share of socially sustainable investments is 0%.



What investments are included under "#2 Other", what is their purpose and are there any minimum environmental or social safeguards?

The type of instruments included under "#2 Other" and their purpose are outlined in Annex I of this Prospectus under the header 'Financial instruments and investment restrictions'. They include cash, cash equivalents, as well as investment funds and eligible asset classes (other than bonds and equities) that do not specifically promote E/S characteristics. As indicated above, the Sub-fund does not make use of derivatives to attain the environmental or social characteristics promoted. The Sub-fund may make use of derivatives, which thus always fall under the category "#2 Other", for hedging, liquidity management and efficient portfolio management as well as investment purposes. Exchange traded and over-the-counter derivatives are permitted, including but not limited to futures, swaps, options and currency forwards. In case the Sub-fund uses derivatives, the underlying shall comply with the investment policy. Where relevant, minimum environmental or social safeguards are taken into account, by, for example, applying Robeco's Exclusion Policy for any single security derivative.



Is a specific index designated as a reference benchmark to determine whether this financial product is aligned with the environmental and/or social characteristics that it promotes?

Not applicable.

Reference benchmarks are indexes to measure whether the financial product attains the environmental or social characteristics that they promote.



Where can I find more product specific information online?

More product-specific information can be found on the website:

<https://www.robeco.com/en-int/products/funds/>

- o Robeco's PAI Statement can be accessed via the following link:
<https://www.robeco.com/files/docm/docu-principal-adverse-impact-statement-summary-entity-level.pdf>
- o Robeco's Good Governance test can be accessed via the following link:
<https://www.robeco.com/files/docm/docu-robeco-good-governance-policy.pdf>
- o Robeco's SDG framework
<https://www.robeco.com/docm/docu-robeco-explanation-sdg-framework.pdf>
- o Robeco's sustainability risk policy
<https://www.robeco.com/files/docm/docu-robeco-sustainability-risk-policy.pdf>

f) Robeco FinTech

Pre-contractual disclosure for the financial products referred to in Article 8, paragraphs 1, 2 and 2a, of Regulation (EU) 2019/2088 and Article 6, first paragraph, of Regulation (EU) 2020/852

Product name: Robeco FinTech

Legal entity identifier: 213800XVWPYZAY58YG68

Environmental and/or social characteristics

Does this financial product have a sustainable investment objective?

Yes

No

It will make a minimum of **sustainable investments with an environmental objective:** ___%

- in economic activities that qualify as environmentally sustainable under the EU Taxonomy
- in economic activities that do not qualify as environmentally sustainable under the EU Taxonomy

It will make a minimum of **sustainable investments with a social objective:** ___%

It promotes **Environmental/Social (E/S) characteristics** and while it does not have as its objective a sustainable investment, it will have a minimum proportion of 35% of sustainable investments

- with an environmental objective in economic activities that qualify as environmentally sustainable under the EU Taxonomy
- with an environmental objective in economic activities that do not qualify as environmentally sustainable under the EU Taxonomy
- with a social objective

It promotes E/S characteristics, but **will not make any sustainable investments**

Sustainable investment means an investment in an economic activity that contributes to an environmental or social objective, provided that the investment does not significantly harm any environmental or social objective and that the investee companies follow good governance practices.

The **EU Taxonomy** is a classification system laid down in Regulation (EU) 2020/852, establishing a list of **environmentally sustainable economic activities**. That Regulation does not include a list of socially sustainable economic activities. Sustainable investments with an environmental objective might be aligned with the Taxonomy or not.



Sustainability indicators measure how the environmental or social characteristics promoted by the financial product are attained.

What environmental and/or social characteristics are promoted by this financial product?

The Sub-fund has the following E/S characteristics:

1. The Sub-fund promotes certain minimum environmental and social safeguards through applying exclusion criteria with regards to products and business practices that Robeco believes are detrimental to society and incompatible with sustainable investment strategies, such as exposure to controversial behaviour, controversial weapons, and fossil fuels.
2. The Sub-fund promotes adherence to and conducting business activities in accordance with the United Nations Universal Declaration of Human Rights, the International Labor Organization's (ILO) labor standards, the United Nations Guiding Principles for Business and Human Rights (UNGPs), the United Nations Global Compact (UNGC) and the OECD Guidelines for Multinational Enterprises, by scrutinizing companies that violate these principles.
3. The Sub-fund promotes good governance and sustainable corporate practices through proxy voting, which contributes to long-term shareholder value creation. This includes taking an active stance on social and environmental topics through Robeco's proxy voting policy.
4. The Sub-fund limits investing in companies with an elevated sustainability risk based on ESG risk scores whereas all such investments require separate approval of a dedicated committee that oversees that all investments are substantiated and eligible based on a fundamental review on the sustainability risk.

There is no reference benchmark designated for the purpose of attaining the environmental or social characteristics promoted by the Sub-fund.

What sustainability indicators are used to measure the attainment of each of the environmental or social characteristics promoted by this financial product?

The Sub-fund has the following sustainability indicators:

1. The % of investments in securities that are on Robeco's Exclusion list as result of the application of Robeco's Exclusion Policy.
2. The number of companies that are in violation of the ILO standards, UNGPs, UNGC or OECD Guidelines for Multinational Enterprises and hence are a part of the Enhanced Engagement program.
3. The number of holdings and agenda items voted.
4. The % of holdings with an elevated sustainability risk profile.

What are the objectives of the sustainable investments that the financial product partially intends to make and how does the sustainable investment contribute to such objectives?

The sustainable investments aim to contribute to the UN Sustainable Development Goals ("SDGs"), that have both social and environmental objectives. These are 17 goals that are globally recognised and include environmental goals such as climate action, clean water, life on land and water and social goals such as zero hunger, gender equality, education, etc. Robeco has developed a proprietary framework based on the UN SDGs through which an issuer's contribution to such SDGs is determined through a 3-step process. This process starts with a sector baseline on which a company's products are analysed to examine contribution to the society and environment. Further, the operational processes involved in creating such products is checked along with any controversies/litigation claims and remediation actions taken which are perused before a final SDG score is determined. The final score ranges between high negative (-3) to high positive (+3) and only those issuers which achieve positive SDG scores (+1, +2 and +3) are regarded as Sustainable Investments.

● ***How do the sustainable investments that the financial product partially intends to make, not cause significant harm to any environmental or social sustainable investment objective?***

The sustainable investments do no significant harm to any environmental or social sustainable investment objective by considering a principal adverse impact and aligning with the OECD Guidelines for Multinational Enterprises and the UN Guiding Principles on Business and Human Rights. In addition, sustainable investments score positively on Robeco's SDG Framework, and therefore do not cause significant harm.

How have the indicators for adverse impacts on sustainability factors been taken into account?

Mandatory principal adverse impact indicators are considered through Robeco's SDG Framework, either directly or indirectly, when identifying sustainable investments for the Sub-fund. In addition, voluntary environmental and social indicators are taken into account, depending on their relevance for measuring impacts on the SDGs and the availability of data. A detailed description of the incorporation of principal adverse impacts is available via Robeco's Principal Adverse Impact Statement published on the Robeco website (<https://www.robeco.com/files/docm/docu-principal-adverse-impact-statement-summary-entity-level.pdf>). In this statement, Robeco sets out its approach to identifying and prioritizing principal adverse impacts, and how principal adverse impacts are considered as part of Robeco's investment due diligence process and procedures relating to research and analysis, exclusions and restrictions and/or voting and engagement. This description also explains how principal adverse impact indicators are considered by the SDG Framework.

How are the sustainable investments aligned with the OECD Guidelines for Multinational Enterprises and the UN Guiding Principles on Business and Human Rights? Details:

The sustainable investments are aligned with the OECD Guidelines for Multinational Enterprises and the UN Guiding Principles on Business and Human Rights via both Robeco's Exclusion Policy and Robeco's SDG Framework.

Robeco's Exclusion Policy includes an explanation of how Robeco acts in accordance with the International Labor Organization (ILO) standards, United Nations Guiding Principles (UNGPs), United Nations Global Compact (UNGC) Principles and the Organization for Economic Co-operation and Development (OECD) Guidelines for Multinational Enterprises and is guided by these international treaties to assess the behavior of companies. Robeco continuously screens its investments for breaches of these principles. In case of a breach, the company will be excluded or engaged with, and is not considered a sustainable investment.

Robeco's SDG Framework screens for breaches on these principles in the final step of the framework. In this step, Robeco checks whether the company concerned has been involved in any controversies. Involvement in any controversy will result in a negative SDG score for the company, meaning it is not a sustainable investment.

The EU Taxonomy sets out a "do not significant harm" principle by which Taxonomy-aligned investments should not significantly harm EU Taxonomy objectives and is accompanied by specific EU criteria.

The "do no significant harm" principle applies only to those investments underlying the financial product that take into account the EU criteria for environmentally sustainable economic activities. The investments underlying the remaining portion of this financial product do not take into account the EU criteria for environmentally sustainable economic activities.

Any other sustainable investments must also not significantly harm any environmental or social objectives.



Does this financial product consider principal adverse impacts on sustainability factors?

Yes, _____

The Sub-fund considers principal adverse impacts on sustainability factors as referred to in Annex I of the SFDR Delegated Act.

Pre-investment, the following principal adverse impacts on sustainability factors are considered:

- Via the applied normative and activity-based exclusions, the following PAIs are considered:
 - Exposure to companies active in the fossil fuel sector (PAI 4, Table 1)
 - Violations of the UN Global Compact Principles and Organisation for Economic Cooperation and Development (OECD) Guidelines for Multinational Enterprises (PAI 10, Table 1)
 - Activities negatively affecting biodiversity-sensitive areas (PAI 7, Table 1). The consideration of this PAI is currently restricted to applying exclusions to palm oil producing companies and for any breaches to the UNGC, UNGP and OECD Guidelines for Multinational Enterprises in relation to biodiversity.
 - Exposure to controversial weapons (anti-personnel mines, cluster munitions, chemical weapons (PAI 14, Table 1)
- Via the ESG integration process, as part of the investment due diligence policies and procedures, the following PAIs are considered:
 - All indicators related to GHG emissions, as part of the required Climate Risk analysis (PAI 1-6, Table 1, PAI 4, Table 2)
 - Biodiversity, water and waste indicators (PAI 7-9, Table 1)
 - Board gender diversity (PAI 13, Table 1)

Post-investment, the following principal adverse impacts on sustainability factors are taken into account:

- Via the application of the voting policy, the following PAIs are considered:
 - All indicators related to GHG emissions (PAI 1-6, Table 1)
 - Indicators related to social and employee matters (PAI 10-13, Table 1; PAI 5-8, Table 3)

Principal adverse impacts are the most significant negative impacts of investment decisions on sustainability factors relating to environmental, social and employee matters, respect for human rights, anti-corruption and anti-bribery matters.

- o Via Robeco's entity engagement program, the following PAIs are considered:
 - All indicators related to Climate and other environment-related indicators (PAI 1-9, Table 1)
 - Violations of the UN Global Compact Principles and Organisation for Economic Cooperation and Development (OECD) Guidelines for Multinational Enterprises (PAI 10, Table 1). On an ongoing basis, the investment universe is scanned for controversial behavior in relation to the aforementioned principles and guidelines.
 - In addition, based on a yearly review of Robeco's performance on all mandatory and selected voluntary indicators, holdings of the Sub-fund that cause adverse impact might be selected for engagement.

More information is available via Robeco's Principal Adverse Impact Statement, published on Robeco's website. The Sub-fund will periodically report how it has considered the principal adverse impacts of its investments in the Company's annual report, which will be made available each year on or before 30 April at the Sub-fund page highlighted in final section of this document.

No



What investment strategy does this financial product follow?

Robeco FinTech is an actively managed fund that invests in stocks in developed and emerging countries. The selection of these stocks is based on fundamental analysis as described in the Investment policy strategy paragraph in Appendix I of this Prospectus. The strategy integrates sustainability indicators on a continuous basis as part of the stock selection process. Amongst others, the Sub-fund applies norms-based and activity-based exclusions, Robeco's good governance policy, Robeco's SDG framework and considers Principal Adverse Impacts in the investment process. More product-specific information can be found on our website and the links provided in the final question of this disclosure.

The investment strategy guides investment decisions based on factors such as investment objectives and risk tolerance.

What are the binding elements of the investment strategy used to select the investments to attain each of the environmental or social characteristics promoted by this financial product?

The Sub-fund has the following binding elements:

1. The Sub-fund's portfolio complies with Robeco's Exclusion Policy (<https://www.robeco.com/files/docm/docu-exclusion-policy.pdf>), that is based on exclusion criteria with regards to products and business practices that Robeco believes are detrimental to society and incompatible with sustainable investment strategies. This means that the Sub-fund has 0% exposure to excluded securities, taking into account a grace period. Information with regards to the effects of the exclusions on the Sub-fund's universe can be found at <https://www.robeco.com/files/docm/docu-exclusion-list.pdf>.
2. The Sub-fund scrutinizes investment in companies that are in breach of the ILO standards, UNGPs, UNGC or OECD Guidelines for Multinational Enterprises. If a company in the portfolio breaches one of the international guidelines during the investment period, the company will become part of the Enhanced Engagement program.
3. All equity holdings have a granted right to vote and Robeco exerts that right by voting according to Robeco's Proxy Voting Policy, unless impediments occur (e.g. share blocking or when not considered cost efficient). Robeco's Proxy Voting Policy can be found at <https://www.robeco.com/files/docm/docu-robeco-stewardship-policy.pdf>.
4. Investments with an elevated sustainability risk are defined by Robeco as companies with an ESG Risk Rating of 40 and higher (the ESG Risk Rating is explained in the sustainability risk policy which can be accessed via <https://www.robeco.com/files/docm/docu-robeco-sustainability-risk->

[policy.pdf](#)). The Sub-fund is limited to a maximum exposure of 3% to investments with an elevated sustainability risk, based on the market weight in the portfolio taking into account regional differences and benchmark. Each investment with an ESG Risk rating of higher than 40 requires separate approval by a dedicated committee of sustainable investment, compliance and risk management that oversees the bottom-up sustainability analysis.

● **What is the committed minimum rate to reduce the scope of the investments considered prior to the application of that investment strategy?**

The Sub-fund does not commit to a minimum rate to reduce the scope of investments prior to the application of the investment strategy.

● **What is the policy to assess good governance practices of the investee companies?**

Robeco has a Good Governance policy to assess governance practices of companies. The policy describes how Robeco determines if and when a company does not follow good governance practices and is therefore excluded from the initial investment universe for Article 8 and 9 products. Robeco's Good Governance policy applies to the Sub-fund and tests on a set of governance criteria that reflect widely recognized industry established norms and include topics as employee relations, management structure, tax compliance and remuneration.

The Good Governance test consists of criteria on such topics that are examined for investee companies and further explained in Robeco's Good Governance policy <https://www.robeco.com/files/docm/docu-robeco-good-governance-policy.pdf>. Additionally, the companies that do not pass the good governance test are reflected in the exclusion list that can be accessed here - <https://www.robeco.com/files/docm/docu-exclusion-list.pdf>.

Good governance practices include sound management structures, employee relations, remuneration of staff and tax compliance.



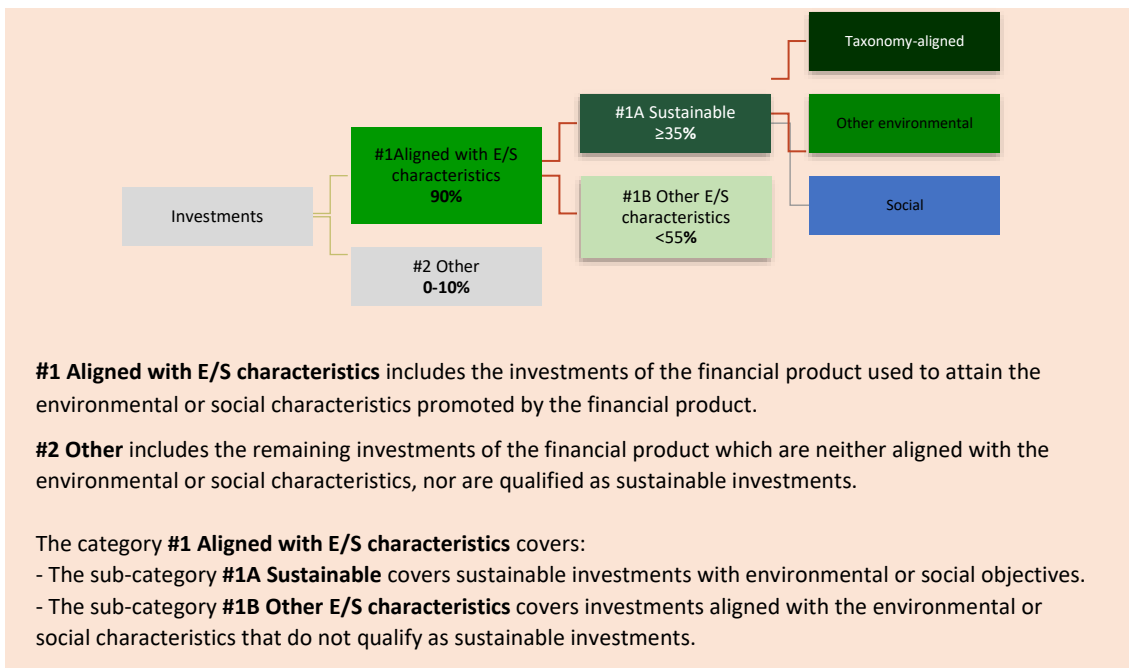
What is the asset allocation planned for this financial product?

At least 90% of the investments are aligned with the E/S characteristics of the Sub-fund. The Sub-fund plans to make a minimum of 35% sustainable investments, measured by positive scores via Robeco's SDG Framework. The investments in the category Other, estimated between 0-10%, are mostly in cash, cash equivalents and derivatives as further described below. The planned asset allocation is monitored continuously, and evaluated on a yearly basis.

Asset allocation describes the share of investments in specific assets.

Taxonomy-aligned activities are expressed as a share of:

- **turnover** reflecting the share of revenue from green activities of investee companies
- **capital expenditure (CapEx)** showing the green investments made by investee companies, e.g. for a transition to a green economy.
- **operational expenditure (OpEx)** reflecting green operational activities of investee companies.



How does the use of derivatives attain the environmental or social characteristics promoted by the financial product?

The Sub-fund does not make use of derivatives to attain the environmental or social characteristics promoted by the financial product. The Sub-fund may make use of derivatives for hedging, liquidity management and efficient portfolio management as well as investment purposes. Exchange traded and over-the-counter derivatives are permitted, including but not limited to futures, swaps, options and currency forwards. Whilst the Sub-fund may use derivatives both for investment purposes as well as for hedging and efficient portfolio management, it does not utilize derivatives for such purposes outside the intended share of investments allocated to the 'Other' category. In case the Sub-fund uses derivatives, the underlying shall comply with the investment policy. Where relevant, minimum environmental or social safeguards are taken into account as described below.



To what minimum extent are sustainable investments with an environmental objective aligned with the EU Taxonomy?

0%. The Sub-fund does not intend to make Taxonomy-aligned investments. It cannot be excluded that among the Sub-fund's holdings certain investments are Taxonomy aligned. The Sub-fund will report on Taxonomy-aligned investment in the periodic disclosures. In the future, once data-availability in relation to the EU Taxonomy will improve, Robeco might consider setting a target based on turnover or CAPEX. Robeco currently relies on third-party data, including data in relation to companies that do not disclose on the EU Taxonomy alignment of their activities. EU Taxonomy-alignment data is not yet subject to a review by third parties. The Sub-fund only makes investments in equity and therefore it does not have sovereign exposures. The expected level of alignment with and without sovereign bonds is the same.

To comply with the EU Taxonomy, the criteria for **fossil gas** include limitations on emissions and switching to renewable power or low-carbon fuels by the end of 2035. For **nuclear energy**, the criteria include comprehensive safety and waste management rules.

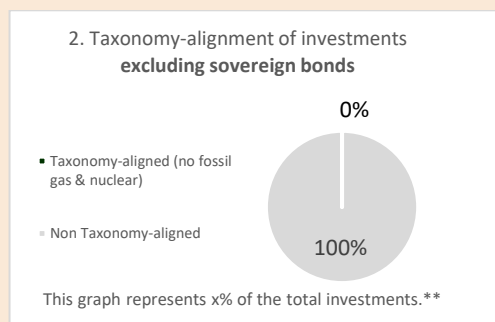
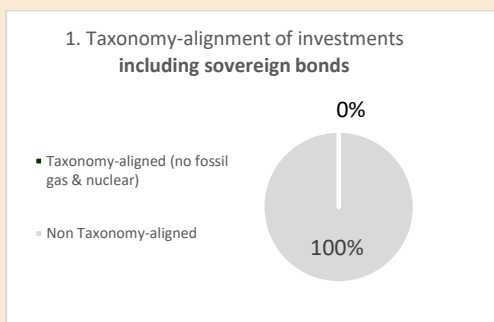
Enabling activities directly enable other activities to make a substantial contribution to an environmental objective.

Transitional activities are activities for which low-carbon alternatives are not yet available and among others have greenhouse gas emission levels corresponding to the best performance.

● **Does the financial product invest in fossil gas and/or nuclear energy related activities that comply with the EU Taxonomy?⁶⁰**

- Yes
 - In fossil gas
 - In nuclear energy
- No

The two graphs below show in green the minimum percentage of investments that are aligned with the EU Taxonomy. As there is no appropriate methodology to determine the Taxonomy-alignment of sovereign bonds, the first graph shows the Taxonomy alignment in relation to all the investments of the financial product including sovereign bonds, while the second graph shows the Taxonomy alignment only in relation to the investments of the financial product other than sovereign bonds.*



* For the purpose of these graphs, 'sovereign bonds' consist of all sovereign exposures
 ** As the investments are not Taxonomy-aligned, the exclusion of sovereign bonds has no impact on the graph and therefore no such percentage is shown here.

● **What is the minimum share of investments in transitional and enabling activities?**

0%.



● **What is the minimum share of sustainable investments with an environmental objective that are not aligned with the EU Taxonomy?**

The Sub-fund intends to make sustainable investments, measured as positive scores via Robeco's SDG Framework. Among those could be investments with environmental objectives that do not qualify as Taxonomy-aligned. The environmental objectives of the Sub-fund are attained by investing in companies that score positively on SDG 12 (Responsible consumption and production), SDG 13 (Climate action), SDG 14 (Life below water), and SDG 15 (Life on land) in Robeco's SDG Framework. While the sum of sustainable investments with an environmental objective and socially sustainable investments always adds up to the Sub-fund's minimum proportion of 35% sustainable investments, we do not commit to a minimum share of sustainable investments with an environmental objective because the Sub-fund's investment strategy does not have a specific environmental investment objective. Therefore, the minimum share of sustainable investments with an environmental objective is 0%.

⁶⁰ Fossil gas and/or nuclear related activities will only comply with the EU Taxonomy where they contribute to limiting climate change ("climate change mitigation") and do not significantly harm any EU Taxonomy objective - see explanatory note in the left hand margin. The full criteria for fossil gas and nuclear energy economic activities that comply with the EU Taxonomy are laid down in Commission Delegated Regulation (EU) 2022/1214.

 are sustainable investments with an environmental objective that **do not take into account the criteria** for environmentally sustainable economic activities under the EU Taxonomy.



What is the minimum share of socially sustainable investments?

The Sub-fund intends to make sustainable investments, measured as positive scores via Robeco's SDG Framework. Among those could be investments with social objectives. The social objectives of the Sub-fund are attained by investing in companies that score positively on SDG 1 (No poverty), SDG 2 (Zero hunger), SDG 3 (Good health and well-being), SDG 4 (Quality education), SDG 5 (Gender equality), SDG 6 (Clear water and sanitation), SDG 7 (Affordable and clean energy), SDG 8 (Decent work and economic growth), SDG 9 (Industry, innovation and infrastructure), SDG 10 (Reduced inequalities), SDG 11 (Sustainable cities and communities), SDG 16 (Peace, justice and strong institutions) and SDG 17 (Partnerships for the goals), in Robeco's SDG Framework. While the sum of socially sustainable investments and sustainable investments with an environmental objective always adds up to the Sub-fund's minimum proportion of sustainable investments, we do not commit to a minimum share of socially sustainable investments because the Sub-fund's investment strategy does not have a specific socially sustainable investment objective. Therefore, the minimum share of socially sustainable investments is 0%.



What investments are included under "#2 Other", what is their purpose and are there any minimum environmental or social safeguards?

The type of instruments included under "#2 Other" and their purpose are outlined in Annex I of this Prospectus under the header 'Financial instruments and investment restrictions'. They include cash, cash equivalents, as well as investment funds and eligible asset classes (other than bonds and equities) that do not specifically promote E/S characteristics. As indicated above, the Sub-fund does not make use of derivatives to attain the environmental or social characteristics promoted. The Sub-fund may make use of derivatives, which thus always fall under the category "#2 Other", for hedging, liquidity management and efficient portfolio management as well as investment purposes. Exchange traded and over-the-counter derivatives are permitted, including but not limited to futures, swaps, options and currency forwards. In case the Sub-fund uses derivatives, the underlying shall comply with the investment policy. Where relevant, minimum environmental or social safeguards are taken into account, by, for example, applying Robeco's Exclusion Policy for any single security derivative.



Is a specific index designated as a reference benchmark to determine whether this financial product is aligned with the environmental and/or social characteristics that it promotes?

Not applicable.

Reference benchmarks are indexes to measure whether the financial product attains the environmental or social characteristics that they promote.



Where can I find more product specific information online?

More product-specific information can be found on the website:

<https://www.robeco.com/en-int/products/funds/>

- o Robeco's PAI Statement can be accessed via the following link:
<https://www.robeco.com/files/docm/docu-principal-adverse-impact-statement-summary-entity-level.pdf>

- Robeco's Good Governance test can be accessed via the following link:
<https://www.robeco.com/files/docm/docu-robeco-good-governance-policy.pdf>
- Robeco's SDG framework
<https://www.robeco.com/docm/docu-robeco-explanation-sdg-framework.pdf>
- Robeco's sustainability risk policy
<https://www.robeco.com/files/docm/docu-robeco-sustainability-risk-policy.pdf>

g) Robeco Circular Economy

Pre-contractual disclosure for the financial products referred to in Article 9, paragraphs 1 to 4a, of Regulation (EU) 2019/2088 and Article 5, first paragraph, of Regulation (EU) 2020/852

Product name: Robeco Circular Economy

Legal entity identifier: 21380076KKDPDXSFG955

Sustainable investment objective

Does this financial product have a sustainable investment objective?

Yes

No

It will make a minimum of **sustainable investments with an environmental objective: 5%**

- in economic activities that qualify as environmentally sustainable under the EU Taxonomy
- in economic activities that do not qualify as environmentally sustainable under the EU Taxonomy

It will make a minimum of **sustainable investments with a social objective: 45%**

It promotes **Environmental/Social (E/S) characteristics** and while it does not have as its objective a sustainable investment, it will have a minimum proportion of ___% of sustainable investments

- with an environmental objective in economic activities that qualify as environmentally sustainable under the EU Taxonomy
- with an environmental objective in economic activities that do not qualify as environmentally sustainable under the EU Taxonomy
- with a social objective

It promotes E/S characteristics, but **will not make any sustainable investments**

Sustainable investment means an investment in an economic activity that contributes to an environmental or social objective, provided that the investment does not significantly harm any environmental or social objective and that the investee companies follow good governance practices.

The **EU Taxonomy** is a classification system laid down in Regulation (EU) 2020/852, establishing a list of **environmentally sustainable economic activities**. That Regulation does not include a list of socially sustainable economic activities. Sustainable investments with an environmental objective might be aligned with the Taxonomy or not.



What is the sustainable investment objective of this financial product?

Sustainability indicators measure how the sustainable objectives of this financial product are attained.

The Sub-fund has the following sustainable investment objective: to finance solutions that support the transition from traditional production and consumption patterns toward a circular economy. The sustainable investment objective is attained by mainly investing in companies that advance the following United Nations Sustainable Development Goals (SDGs): Zero Hunger (SDG 2), Good health and well-being (SDG 3), Decent work and economic growth (SDG 8), Industry, innovation and infrastructure (SDG 9), Sustainable cities and communities (SDG 11) and Responsible consumption and production (SDG 12). The Sub-fund does not have a carbon-reduction objective and the reference benchmark has not been designated for the purpose of attaining the sustainable investment objective.

A part of the investments made by the Sub-fund contribute to the following environmental objectives of the EU Taxonomy regulation:

- Protection and restoration of biodiversity and ecosystems
- Sustainable use and protection of water and marine resources
- Substantial contribution to the transition to a circular economy

There is no reference benchmark designated for the sustainable investment objective promoted by the Sub-fund.

What sustainability indicators are used to measure the attainment of the sustainable investment objective of this financial product?

The Sub-fund has the following sustainability indicators:

1. The number of companies with a positive or allowed neutral SDG score. Allowed neutral SDG score companies can be companies with transitioning activities or companies that perform relatively well in the sector that the Sub-fund may invest in. It is only for such thematic funds that there is possibility to consider neutral (zero) SDG score holdings as sustainable investments.
2. The % of investments in securities that are on Robeco's Exclusion list as result of the application of Robeco's Exclusion Policy.
3. The % of holdings that are in violation of the ILO standards, UNGPs, UNGC or OECD Guidelines for Multinational Enterprises.
4. The number of holdings and agenda items voted.

How do sustainable investments not cause significant harm to any environmental or social sustainable investment objective?

The sustainable investments do no significant harm to any environmental or social sustainable investment objective by considering a principal adverse impact and aligning with the OECD Guidelines for Multinational Enterprises and the UN Guiding Principles on Business and Human Rights. In addition, sustainable investments score positively on Robeco's SDG Framework, and therefore do not cause significant harm.

How have the indicators for adverse impacts on sustainability factors been taken into account?

Mandatory principal adverse impact indicators are considered through Robeco's SDG Framework, either directly or indirectly, when identifying sustainable investments for the Sub-fund. In addition, voluntary environmental and social indicators are taken into account, depending on their relevance for measuring impacts on the SDGs and the availability of data. A detailed description of the incorporation of principal adverse impacts is available via Robeco's Principal Adverse Impact Statement published on the Robeco website (<https://www.robeco.com/files/docm/docu-principal>).

[adverse-impact-statement-summary-entity-level.pdf](#)). In this statement, Robeco sets out its approach to identifying and prioritizing principal adverse impacts, and how principal adverse impacts are considered as part of Robeco’s investment due diligence process and procedures relating to research and analysis, exclusions and restrictions and/or voting and engagement. This description also explains how principal adverse impact indicators are considered by the SDG Framework.

How are the sustainable investments aligned with the OECD Guidelines for Multinational Enterprises and the UN Guiding Principles on Business and Human Rights?

The sustainable investments are aligned with the OECD Guidelines for Multinational Enterprises and the UN Guiding Principles on Business and Human Rights via both Robeco’s Exclusion Policy and Robeco’s SDG Framework.



Does this financial product consider principal adverse impacts on sustainability factors?

Yes, _____

The Sub-fund considers principal adverse impacts on sustainability factors as referred to in Annex I of the SFDR Delegated Act.

Pre-investment, Robeco’s SDG Framework assesses companies’ positive and negative contributions to the Sustainable Development Goals (SDGs). Robeco’s SDG Framework directly and/or indirectly screens companies on many of the topics considered by the PAI indicators.

Post-investment, the following principal adverse impacts on sustainability factors are taken into account:

- Via the application of the voting policy, the following PAIs are considered:
 - All indicators related to GHG emissions (PAI 1-6, Table 1)
 - Indicators related to social and employee matters (PAI 10-13, Table 1; PAI 5-8, Table 3)
- Via Robeco’s entity engagement program, the following PAIs are considered:
 - All indicators related to Climate and other environment-related indicators (PAI 1-9, Table 1)
 - Violations of the UN Global Compact Principles and Organisation for Economic Cooperation and Development (OECD) Guidelines for Multinational Enterprises (PAI 10, Table 1). On an ongoing basis, the investment universe is scanned for controversial behavior in relation to the aforementioned principles and guidelines.
 - In addition, based on a yearly review of Robeco’s performance on all mandatory and selected voluntary indicators, holdings of the Sub-fund that cause adverse impact might be selected for engagement.

More information is available via Robeco’s Principal Adverse Impact Statement, published on Robeco’s website. The Sub-fund will periodically report how it has considered the principal adverse impacts of its investments in the Company’s annual report, which will be made available each year on or before 30 April at the Sub-fund page highlighted in final section of this document.

No

Principal adverse impacts are the most significant negative impacts of investment decisions on sustainability factors relating to environmental, social and employee matters, respect for human rights, anti-corruption and anti-bribery matters.



What investment strategy does this financial product follow?

Robeco Circular Economy is an actively managed fund that invests globally in companies aligned with circular economy principles. The selection of these stocks is based on fundamental analysis as described in the Investment policy strategy paragraph in Appendix I of this Prospectus. The strategy integrates sustainability indicators on a continuous basis as part of the stock selection process. Amongst others, the Sub-fund applies norms-based and activity-based exclusions, Robeco's good governance policy, Robeco's SDG framework and considers Principal Adverse Impacts in the investment process. More product-specific information can be found on our website and the links provided in the final question of this disclosure.

The investment strategy guides investment decisions based on factors such as investment objectives and risk tolerance.

What are the binding elements of the investment strategy used to select the investments to attain the sustainable investment objective?

The Sub-fund has the following binding elements:

1. The Sub-fund is solely invested in companies that hold a positive or allowed neutral SDG score based on the internally developed SDG Framework. A maximum of 10% of the Sub-fund's assets can consist of neutral SDG scores.
2. The Sub-fund's portfolio complies with Robeco's Exclusion Policy (<https://www.robeco.com/files/docm/docu-exclusion-policy.pdf>) excluding investments in companies that are exposed to controversial behavior and controversial products. This means that the Sub-fund has 0% exposure to excluded securities, taking into account a grace period. Information with regards to the impact of the exclusions on the Sub-fund's universe can be found at <https://www.robeco.com/files/docm/docu-exclusion-list.pdf>.
3. The Sub-fund avoids investment in companies that are in breach of the ILO standards, UNGPs, UNGC or OECD Guidelines for Multinational Enterprises. Companies that breach the international norms will be excluded from the investment universe.
4. All equity holdings have a granted right to vote and Robeco exerts that right by voting according to Robeco's Proxy Voting Policy, unless impediments occur (e.g. share blocking or when not considered cost efficient). Robeco's Proxy Voting Policy can be found at <https://www.robeco.com/files/docm/docu-robeco-stewardship-policy.pdf>.

What is the policy to assess good governance practices of the investee companies?

Robeco has a Good Governance policy to assess governance practices of companies. The policy describes how Robeco determines if and when a company does not follow good governance practices and is therefore excluded from the initial investment universe for Article 8 and 9 products. Robeco's Good Governance policy applies to the Sub-fund and tests on a set of governance criteria that reflect widely recognized industry established norms and include topics as employee relations, management structure, tax compliance and remuneration.

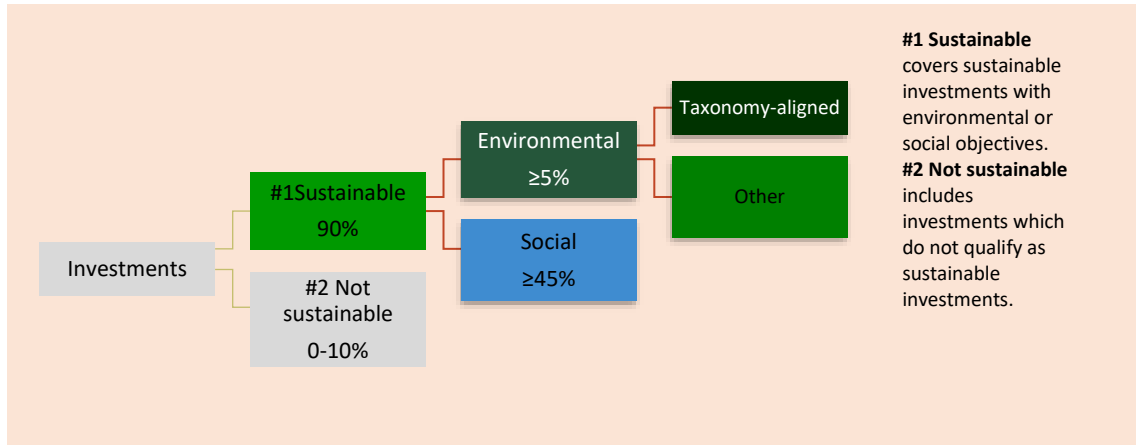
The Good Governance test consists of criteria on such topics that are examined for investee companies and further explained in Robeco's Good Governance policy <https://www.robeco.com/files/docm/docu-robeco-good-governance-policy.pdf>. Additionally, the companies that do not pass the good governance test are reflected in the exclusion list that can be accessed here - <https://www.robeco.com/files/docm/docu-exclusion-list.pdf>.

Good governance practices include sound management structures, employee relations, remuneration of staff and tax compliance.



What is the asset allocation and the minimum share of sustainable investments?

The Sub-fund plans to make a minimum of 90% sustainable investments, with a minimum portion of 5% sustainable investments with an environmental objective and a minimum portion of 45% sustainable investments with a social objective, measured by positive scores or allowed neutrals, via Robeco's SDG Framework. The investments in the category non-sustainable, estimated between 0-10%, are in cash and cash equivalents. The planned asset allocation is monitored continuously, and evaluated on a yearly basis.



How does the use of derivatives attain the sustainable investment objective?

The Sub-fund does not make use of derivatives to attain the sustainable objective promoted by the financial product. The Sub-fund may make use of derivatives for hedging and liquidity management. This includes the usage of derivatives to manage currency and market exposures in a cost-effective manner. To that purpose exchange traded and over-the-counter derivatives linked to equity indices and currencies are permitted.

In case the Sub-fund uses derivatives, the underlying shall comply with the investment policy. Where relevant, minimum environmental or social safeguards are taken into account.

Asset allocation describes the share of investments in specific assets.

Taxonomy-aligned activities are expressed as a share of:

- **turnover** reflecting the share of revenue from green activities of investee companies
- **capital expenditure** (CapEx) showing the green investments made by investee companies, e.g. for a transition to a green economy.
- **operational expenditure** (OpEx) reflecting green operational activities of investee companies.



To what minimum extent are sustainable investments with an environmental objective aligned with the EU Taxonomy?

The Sub-fund intends to contribute to the following environmental objectives the EU Taxonomy Regulation:

- Protection and restoration of biodiversity and ecosystems
- Sustainable use and protection of water and marine resources
- Substantial contribution to the transition to a circular economy

The Sub-fund commits to a minimum share of 0% of Taxonomy-aligned activities. The Sub-fund intends to increase the minimum share of Taxonomy aligned activities for the Sub-fund once data availability in relation to the EU Taxonomy improves and stabilises.

The Sub-fund will report on Taxonomy-aligned investment in the periodic disclosures. In the future, once data-availability in relation to the EU Taxonomy will improve, Robeco might consider setting a target based on turnover or CAPEX. Robeco currently relies on third-party data in relation to the EU Taxonomy, including data in relation to companies that do not disclose on the EU Taxonomy alignment of their activities. EU Taxonomy-alignment data is not yet subject to a review by third parties. The Sub-fund only makes investments in equity and therefore it does not have sovereign exposures. The expected level of alignment with and without sovereign bonds is the same.

To comply with the EU Taxonomy, the criteria for **fossil gas** include limitations on emissions and switching to fully renewable power or low-carbon

Does the financial product invest in fossil gas and/or nuclear energy related activities that comply with the EU Taxonomy⁶¹?

Yes:

In fossil gas In nuclear energy

No

⁶¹ Fossil gas and/or nuclear related activities will only comply with the EU Taxonomy where they contribute to limiting climate change ("climate change mitigation") and do not significantly harm any EU Taxonomy objective - see explanatory note in the left hand margin. The full criteria for fossil gas and nuclear energy economic activities that comply with the EU Taxonomy are laid down in Commission Delegated Regulation (EU) 2022/1214.

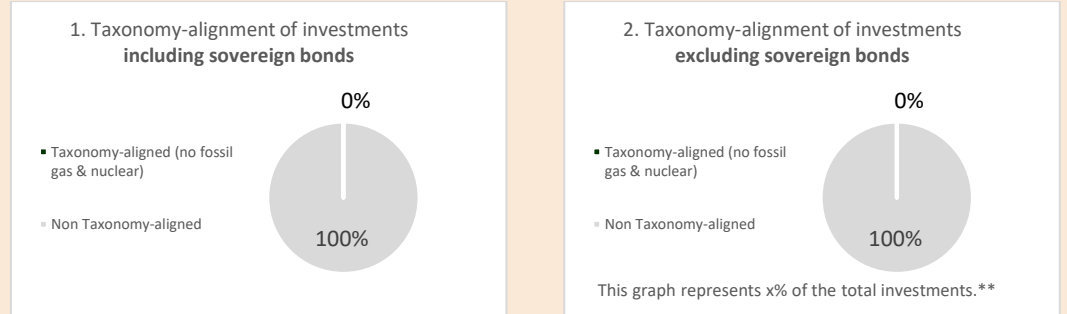
fuels by the end of 2035. For **nuclear energy**, the criteria include comprehensive safety and waste management rules.

Enabling activities directly enable other activities to make a substantial contribution to an environmental objective.

Transitional activities are activities for which low-carbon alternatives are not yet available and among others have greenhouse gas emission levels corresponding to the best performance.

 are sustainable investments with an environmental objective that **do not take into account the criteria** for environmentally sustainable economic activities under the EU Taxonomy.

The two graphs below show in green the minimum percentage of investments that are aligned with the EU Taxonomy. As there is no appropriate methodology to determine the Taxonomy-alignment of sovereign bonds*, the first graph shows the Taxonomy alignment in relation to all the investments of the financial product including sovereign bonds, while the second graph shows the Taxonomy alignment only in relation to the investments of the financial product other than sovereign bonds.



* For the purpose of these graphs, 'sovereign bonds' consist of all sovereign exposures
 ** As the investments are not Taxonomy-aligned, the exclusion of sovereign bonds has no impact on the graph and therefore no such percentage is shown here.



What is the minimum share of investments in transitional and enabling activities?

0%.



What is the minimum share of sustainable investments with an environmental objective that are not aligned with the EU Taxonomy?

The Sub-fund intends to make sustainable investments, measured as positive scores via Robeco's SDG Framework. Among those could be investments with environmental objectives that do not qualify as Taxonomy-aligned. The Sub-fund commits to a minimum share of sustainable investments of 5% with an environmental objective because the Sub-fund's investment strategy does have a specific environmental investment objective. The environmental objectives of the Sub-fund are attained by investing in companies that score positively on SDG 12 (Responsible consumption and production), SDG 13 (Climate action), SDG 14 (Life below water), and SDG 15 (Life on land) in Robeco's SDG Framework. The sum of sustainable investments with an environmental objective and socially sustainable investments always adds up to the Sub-fund's minimum proportion of 90% sustainable investments.



What is the minimum share of sustainable investments with a social objective?

The Sub-fund intends to make sustainable investments, measured as positive scores via Robeco's SDG Framework. The Sub-fund commits to a minimum share of socially sustainable investments of 45% because the Sub-fund's investment strategy does have a specific social investment objective. The social objectives of the Sub-fund are attained by investing in companies that score positively on SDG 1 (No poverty), SDG 2 (Zero hunger), SDG 3 (Good health and well-being), SDG 4 (Quality education), SDG 5 (Gender equality), SDG 6 (Clean water and sanitation), SDG 7 (Affordable and clean energy), SDG 8 (Decent work and economic growth), SDG 9 (Industry, innovation and infrastructure), SDG 10 (Reduced inequalities), SDG 11 (Sustainable cities and communities), SDG 16 (Peace, justice and strong institutions) and SDG 17 (Partnerships for the goals), in Robeco's SDG Framework. The sum of socially sustainable investments and sustainable investments with an environmental objective always adds up to the Sub-fund's minimum proportion of 90% sustainable investments.



What investments are included under "#2 Not sustainable", what is their purpose and are there any minimum environmental or social safeguards?

The type of instruments included under "#2 Not Sustainable" and their purpose are outlined in Annex I of this Prospectus under the header 'Financial instruments and investment restrictions'. They include cash, cash equivalents, as well as investment funds and eligible asset classes (other than bonds and equities) that do not specifically promote E/S characteristics. As indicated above, the Sub-fund does not make use of derivatives to attain its sustainable objective. The Sub-fund may make use of derivatives for hedging and liquidity management. This includes the usage of derivatives to manage currency and market exposures in a cost-effective manner. For the management of currency exposure FX Forwards are allowed. The exchange traded derivatives linked to equity indices, such as equity index futures covering the market universe, are permitted for cash equitization. In case the Sub-fund uses such index market derivatives, these shall be temporary positions as defined by the investment restrictions. Where relevant, minimum environmental or social safeguards are taken into account by monitoring and performing suitability tests on index futures constituents following Robeco's Exclusion Policy.



Is a specific index designated as a reference benchmark to meet the sustainable investment objective?

Not applicable.

Reference benchmarks are indexes to measure whether the financial product attains the sustainable investment objective.



Where can I find more product specific information online?

More product-specific information can be found on the website:

<https://www.robeco.com/en-int/products/funds/>

- Robeco's PAI Statement can be accessed via the following link:
<https://www.robeco.com/files/docm/docu-principal-adverse-impact-statement-summary-entity-level.pdf>
- Robeco's Good Governance test can be accessed via the following link:
<https://www.robeco.com/files/docm/docu-robeco-good-governance-policy.pdf>
- Robeco's SDG framework
<https://www.robeco.com/docm/docu-robeco-explanation-sdg-framework.pdf>
- Robeco's sustainability risk policy
<https://www.robeco.com/files/docm/docu-robeco-sustainability-risk-policy.pdf>

h) Robeco Smart Energy

Pre-contractual disclosure for the financial products referred to in Article 9, paragraphs 1 to 4a, of Regulation (EU) 2019/2088 and Article 5, first paragraph, of Regulation (EU) 2020/852

Product name: Robeco Smart Energy

Legal entity identifier: 213800XOKIZRP1SLWA28

Sustainable investment objective

Does this financial product have a sustainable investment objective?

Yes

No

It will make a minimum of **sustainable investments with an environmental objective: 15%**

- in economic activities that qualify as environmentally sustainable under the EU Taxonomy
- in economic activities that do not qualify as environmentally sustainable under the EU Taxonomy

It will make a minimum of **sustainable investments with a social objective: 35%**

It promotes **Environmental/Social (E/S) characteristics** and while it does not have as its objective a sustainable investment, it will have a minimum proportion of ___% of sustainable investments

- with an environmental objective in economic activities that qualify as environmentally sustainable under the EU Taxonomy
- with an environmental objective in economic activities that do not qualify as environmentally sustainable under the EU Taxonomy
- with a social objective

It promotes E/S characteristics, but **will not make any sustainable investments**

Sustainable investment means an investment in an economic activity that contributes to an environmental or social objective, provided that the investment does not significantly harm any environmental or social objective and that the investee companies follow good governance practices.

The **EU Taxonomy** is a classification system laid down in Regulation (EU) 2020/852, establishing a list of **environmentally sustainable economic activities**. That Regulation does not include a list of socially sustainable economic activities. Sustainable investments with an environmental objective might be aligned with the Taxonomy or not.



What is the sustainable investment objective of this financial product?

Sustainability indicators measure how the sustainable objectives of this financial product are attained.

The sustainable investments of the Sub-fund aim to further the transformation and decarbonization of the global energy sector. The sustainable investment objective is attained by mainly investing in companies that advance the following United Nations Sustainable Development Goals (SDGs): Affordable and clean energy goal (SDG 7), Decent work and economic growth (SDG 8), Industry, innovation and infrastructure (SDG 9), Sustainable cities and communities (SDG 11) and Climate action (SDG 13).

A part of the investments made by the Sub-fund contribute to the environmental objective of Climate Mitigation under the Taxonomy regulation. The Sub-fund has a carbon-reduction objective and uses the Custom Bloomberg Climate Transition Benchmark to monitor the carbon profile of the Sub-fund.

What sustainability indicators are used to measure the attainment of the sustainable investment objective of this financial product?

The Sub-fund has the following sustainability indicators:

1. The Sub-fund's weighted carbon footprint compared to the Custom Bloomberg Climate Transition Benchmark.
2. The number of companies with a positive or allowed neutral SDG score. Allowed neutral SDG score companies can be companies with transitioning activities or companies that perform relatively well in the sector that the Sub-fund may invest in. It is only for such thematic funds that there is possibility to consider neutral (zero) SDG score holdings as sustainable investments.
3. The % of investments in securities that are on Robeco's Exclusion list as result of the application of Robeco's Exclusion Policy.
4. The % of holdings that are in violation of the ILO standards, UNGPs, UNGC or OECD Guidelines for Multinational Enterprises.
5. The number of holdings and agenda items voted.

How do sustainable investments not cause significant harm to any environmental or social sustainable investment objective?

The sustainable investments do no significant harm to any environmental or social sustainable investment objective by considering a principal adverse impact and aligning with the OECD Guidelines for Multinational Enterprises and the UN Guiding Principles on Business and Human Rights. In addition, sustainable investments score positively on Robeco's SDG Framework, and therefore do not cause significant harm.

How have the indicators for adverse impacts on sustainability factors been taken into account?

Mandatory principal adverse impact indicators are considered through Robeco's SDG Framework, either directly or indirectly, when identifying sustainable investments for the Sub-fund. In addition, voluntary environmental and social indicators are taken into account, depending on their relevance for measuring impacts on the SDGs and the availability of data. A detailed description of the incorporation of principal adverse impacts is available via Robeco's Principal Adverse Impact Statement published on the Robeco website (<https://www.robeco.com/files/docm/docu-principal-adverse-impact-statement-summary-entity-level.pdf>). In this statement, Robeco sets out its approach to identifying and prioritizing principal adverse impacts, and how principal adverse impacts are considered as part of Robeco's investment due diligence process and procedures relating to research and analysis, exclusions and restrictions and/or voting and engagement. This description also explains how principal adverse impact indicators are considered by the SDG Framework.

How are the sustainable investments aligned with the OECD Guidelines for Multinational Enterprises and the UN Guiding Principles on Business and Human Rights?

The sustainable investments are aligned with the OECD Guidelines for Multinational Enterprises and the UN Guiding Principles on Business and Human Rights via both Robeco's Exclusion Policy and Robeco's SDG Framework.



Does this financial product consider principal adverse impacts on sustainability factors?

Yes, _____

The Sub-fund considers principal adverse impacts on sustainability factors as referred to in Annex I of the SFDR Delegated Act.

Pre-investment, Robeco's SDG Framework assesses companies' positive and negative contributions to the Sustainable Development Goals (SDGs). Robeco's SDG Framework directly and/or indirectly screens companies on many of the topics considered by the PAI indicators.

Post-investment, the following principal adverse impacts on sustainability factors are taken into account:

- Via the application of the voting policy, the following PAIs are considered:
 - All indicators related to GHG emissions (PAI 1-6, Table 1)
 - Indicators related to social and employee matters (PAI 10-13, Table 1; PAI 5-8, Table 3)
- Via Robeco's entity engagement program, the following PAIs are considered:
 - All indicators related to Climate and other environment-related indicators (PAI 1-9, Table 1)
 - Violations of the UN Global Compact Principles and Organisation for Economic Cooperation and Development (OECD) Guidelines for Multinational Enterprises (PAI 10, Table 1). On an ongoing basis, the investment universe is scanned for controversial behavior in relation to the aforementioned principles and guidelines.
 - In addition, based on a yearly review of Robeco's performance on all mandatory and selected voluntary indicators, holdings of the Sub-fund that cause adverse impact might be selected for engagement.

More information is available via Robeco's Principal Adverse Impact Statement, published on Robeco's website. The Sub-fund will periodically report how it has considered the principal adverse impacts of its investments in the Company's annual report, which will be made available each year on or before 30 April at the Sub-fund page highlighted in final section of this document.

No



What investment strategy does this financial product follow?

Robeco Smart Energy is an actively managed fund that invests globally in companies providing technologies for clean energy production, distribution, power management infrastructure and energy

Principal adverse impacts are the most significant negative impacts of investment decisions on sustainability factors relating to environmental, social and employee matters, respect for human rights, anti-corruption and anti-bribery matters.

The investment strategy guides investment decisions based on factors such as investment objectives and risk tolerance.

efficiency. The selection of these stocks is based on fundamental analysis as described in the Investment policy strategy paragraph in Appendix I of this Prospectus. The strategy integrates sustainability indicators on a continuous basis as part of the stock selection process. Amongst others, the Sub-fund applies norms-based and activity-based exclusions, Robeco's good governance policy, Robeco's SDG framework and considers Principal Adverse Impacts in the investment process. More product-specific information can be found on our website and the links provided in the final question of this disclosure.

● **What are the binding elements of the investment strategy used to select the investments to attain the sustainable investment objective?**

The Sub-fund has the following binding elements:

1. The Sub-fund's weighted carbon footprint score is equal or better than that of the Custom Bloomberg Climate Transition Benchmark.
2. The Sub-fund is solely invested in companies that hold a positive or allowed neutral SDG score based on the internally developed SDG Framework. A maximum of 10% of the Sub-fund's assets can consist of neutral SDG scores.
3. The Sub-fund's portfolio complies with Robeco's Exclusion Policy (<https://www.robeco.com/files/docm/docu-exclusion-policy.pdf>) excluding investments in companies that are exposed to controversial behavior and controversial products. This means that the Sub-fund has 0% exposure to excluded securities, taking into account a grace period. Information with regards to the impact of the exclusions on the Sub-fund's universe can be found at <https://www.robeco.com/files/docm/docu-exclusion-list.pdf>.
4. The Sub-fund avoids investment in companies that are in breach of the ILO standards, UNGPs, UNGC or OECD Guidelines for Multinational Enterprises. Companies that breach the international norms will be excluded from the investment universe.
5. All equity holdings have a granted right to vote and Robeco exerts that right by voting according to Robeco's Proxy Voting Policy, unless impediments occur (e.g. share blocking or when not considered cost efficient). Robeco's Proxy Voting Policy can be found at <https://www.robeco.com/files/docm/docu-robeco-stewardship-policy.pdf>.

● **What is the policy to assess good governance practices of the investee companies?**

Robeco has a Good Governance policy to assess governance practices of companies. The policy describes how Robeco determines if and when a company does not follow good governance practices and is therefore excluded from the initial investment universe for Article 8 and 9 products. Robeco's Good Governance policy applies to the Sub-fund and tests on a set of governance criteria that reflect widely recognized industry established norms and include topics as employee relations, management structure, tax compliance and remuneration.

The Good Governance test consists of criteria on such topics that are examined for investee companies and further explained in Robeco's Good Governance policy <https://www.robeco.com/files/docm/docu-robeco-good-governance-policy.pdf>. Additionally, the companies that do not pass the good governance test are reflected in the exclusion list that can be accessed here - <https://www.robeco.com/files/docm/docu-exclusion-list.pdf>.

● **What is the asset allocation and the minimum share of sustainable investments?**

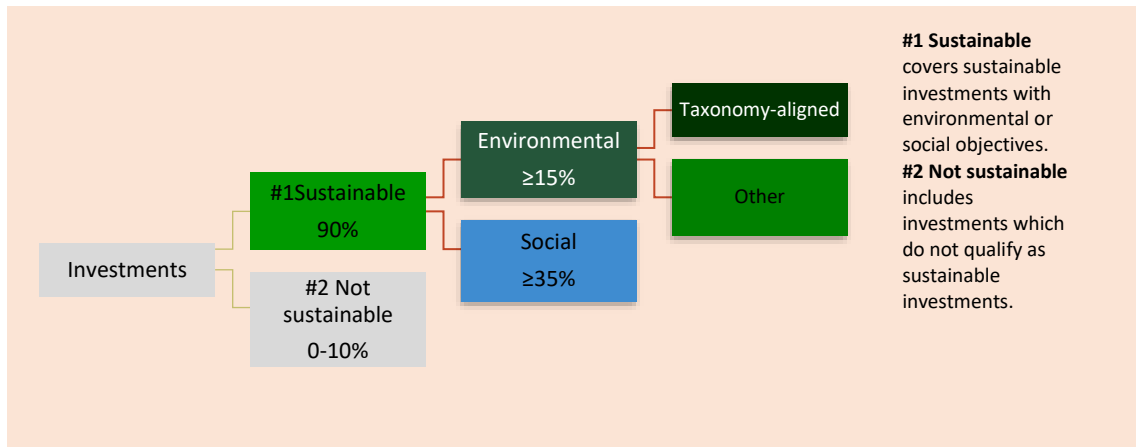
The Sub-fund plans to make a minimum of 90% sustainable investments, with a minimum portion of 15% sustainable investments with an environmental objective and a minimum portion of 35% sustainable investments with a social objective, measured by positive scores or allowed neutrals, via Robeco's SDG Framework. The investments in the category non-sustainable, estimated between 0-

Good governance practices include sound management structures, employee relations, remuneration of staff and tax compliance.



Asset allocation describes the share of investments in specific assets.

10%, are in cash and cash equivalents. The planned asset allocation is monitored continuously, and evaluated on a yearly basis.



Taxonomy-aligned activities are expressed as a share of:

- **turnover** reflecting the share of revenue from green activities of investee companies
- **capital expenditure** (CapEx) showing the green investments made by investee companies, e.g. for a transition to a green economy.
- **operational expenditure** (OpEx) reflecting green operational activities of investee companies

● **How does the use of derivatives attain the sustainable investment objective?**

The Sub-fund does not make use of derivatives to attain the sustainable objective promoted by the financial product. The Sub-fund may make use of derivatives for hedging and liquidity management. This includes the usage of derivatives to manage currency and market exposures in a cost-effective manner. To that purpose exchange traded and over-the-counter derivatives linked to equity indices and currencies are permitted.

In case the Sub-fund uses derivatives, the underlying shall comply with the investment policy. Where relevant, minimum environmental or social safeguards are taken into account.



To what minimum extent are sustainable investments with an environmental objective aligned with the EU Taxonomy?

The Sub-fund intends to contribute to the environmental objective of Climate Mitigation under the EU Taxonomy.

The Sub-fund commits to a minimum share of 0% of Taxonomy-aligned activities. The Sub-fund intends to increase the minimum share of Taxonomy aligned activities for the Sub-fund once data availability in relation to the EU Taxonomy improves and stabilises.

The Sub-fund will report on Taxonomy-aligned investment in the periodic disclosures. In the future, once data-availability in relation to the EU Taxonomy will improve, Robeco might consider setting a target based on turnover or CAPEX. Robeco currently relies on third-party data in relation to the EU Taxonomy, including data in relation to companies that do not disclose on the EU Taxonomy alignment of their activities. EU Taxonomy-alignment data is not yet subject to a review by third parties. The Sub-fund only makes investments in equity and therefore it does not have sovereign exposures. The expected level of alignment with and without sovereign bonds is the same.

To comply with the EU Taxonomy, the criteria for **fossil gas** include limitations on emissions and switching to fully renewable power or low-carbon fuels by the end of 2035. For **nuclear energy**, the criteria include comprehensive safety and waste management rules.

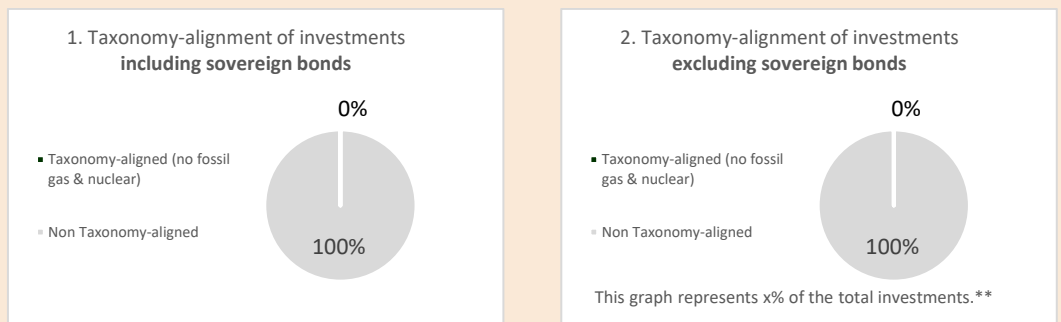
Enabling activities directly enable other activities to make a substantial contribution to an environmental objective.

Transitional activities are activities for which low-carbon alternatives are not yet available and among others have greenhouse gas emission levels corresponding to the best performance.

● **Does the financial product invest in fossil gas and/or nuclear energy related activities that comply with the EU Taxonomy⁶²?**

- Yes:
 - In fossil gas
 - In nuclear energy
- No

The two graphs below show in green the minimum percentage of investments that are aligned with the EU Taxonomy. As there is no appropriate methodology to determine the Taxonomy-alignment of sovereign bonds, the first graph shows the Taxonomy alignment in relation to all the investments of the financial product including sovereign bonds, while the second graph shows the Taxonomy alignment only in relation to the investments of the financial product other than sovereign bonds.*



* For the purpose of these graphs, 'sovereign bonds' consist of all sovereign exposures
 ** As the investments are not Taxonomy-aligned, the exclusion of sovereign bonds has no impact on the graph and therefore no such percentage is shown here.

● **What is the minimum share of investments in transitional and enabling activities?**


0%.



● **What is the minimum share of sustainable investments with an environmental objective that are not aligned with the EU Taxonomy?**

The Sub-fund intends to make sustainable investments, measured as positive scores via Robeco's SDG Framework. Among those could be investments with environmental objectives that do not qualify as Taxonomy-aligned. The Sub-fund commits to a minimum share of sustainable investments of 15% with an environmental objective because the Sub-fund's investment strategy does have a specific environmental investment objective. The environmental objectives of the Sub-fund are attained by investing in companies that score positively on SDG 12 (Responsible consumption and production), SDG 13 (Climate action), SDG 14 (Life below water), and SDG 15 (Life on land) in Robeco's SDG Framework. The sum of sustainable investments with an environmental objective and socially sustainable investments always adds up to the Sub-fund's minimum proportion of 90% sustainable investments.

⁶² Fossil gas and/or nuclear related activities will only comply with the EU Taxonomy where they contribute to limiting climate change ("climate change mitigation") and do not significantly harm any EU Taxonomy objective - see explanatory note in the left hand margin. The full criteria for fossil gas and nuclear energy economic activities that comply with the EU Taxonomy are laid down in Commission Delegated Regulation (EU) 2022/1214.

 are sustainable investments with an environmental objective that do not take into account the criteria for environmentally sustainable economic activities under the EU Taxonomy.



What is the minimum share of sustainable investments with a social objective?

The Sub-fund intends to make sustainable investments, measured as positive scores via Robeco's SDG Framework. The Sub-fund commits to a minimum share of socially sustainable investments of 35% because the Sub-fund's investment strategy does have a specific social investment objective. The social objectives of the Sub-fund are attained by investing in companies that score positively on SDG 1 (No poverty), SDG 2 (Zero hunger), SDG 3 (Good health and well-being), SDG 4 (Quality education), SDG 5 (Gender equality), SDG 6 (Clear water and sanitation), SDG 7 (Affordable and clean energy), SDG 8 (Decent work and economic growth), SDG 9 (Industry, innovation and infrastructure), SDG 10 (Reduced inequalities), SDG 11 (Sustainable cities and communities), SDG 16 (Peace, justice and strong institutions) and SDG 17 (Partnerships for the goals), in Robeco's SDG Framework. The sum of socially sustainable investments and sustainable investments with an environmental objective always adds up to the Sub-fund's minimum proportion of 90% sustainable investments.



What investments are included under "#2 Not sustainable", what is their purpose and are there any minimum environmental or social safeguards?

The type of instruments included under "#2 Not Sustainable" and their purpose are outlined in Annex I of this Prospectus under the header 'Financial instruments and investment restrictions'. They include cash, cash equivalents, as well as investment funds and eligible asset classes (other than bonds and equities) that do not specifically promote E/S characteristics. As indicated above, the Sub-fund does not make use of derivatives to attain its sustainable objective. The Sub-fund may make use of derivatives for hedging and liquidity management. This includes the usage of derivatives to manage currency and market exposures in a cost-effective manner. For the management of currency exposure FX Forwards are allowed. The exchange traded derivatives linked to equity indices, such as equity index futures covering the market universe, are permitted for cash equitization. In case the Sub-fund uses such index market derivatives, these shall be temporary positions as defined by the investment restrictions. Where relevant, minimum environmental or social safeguards are taken into account by monitoring and performing suitability tests on index futures constituents following Robeco's Exclusion Policy.



Is a specific index designated as a reference benchmark to meet the sustainable investment objective?

The Sub-fund uses the Custom Bloomberg Climate Transition Benchmark to meet the carbon objective of the Sub-fund.

Reference benchmarks are indexes to measure whether the financial product attains the sustainable investment objective.



How does the reference benchmark take into account sustainability factors in a way that is continuously aligned with the sustainable investment objective?

The reference benchmark is designed in accordance with the requirements of point (d) of Article 13 (1) of the Benchmark Regulation and of the Commission Delegated Regulation (EU) 2020/1817. The Sub-fund's exclusion criteria are similar to those of the reference index, and the Sub-fund's weighted carbon footprint score is equal to or better than the reference benchmark for the carbon objective of the Sub-fund.

● **How is the alignment of the investment strategy with the methodology of the index ensured on a continuous basis?**

The Sub-fund follows a rebalancing strategy which ensures that the carbon footprint of the Sub-fund is better than that of the reference index. This in turn ensures that the investment strategy of the Sub-fund aligns with the methodology of the reference index. Bloomberg applies Robeco defined criteria on a regular basis to exclude companies which do not comply with the thematic objective of the Sub-fund. The methodology of the reference index takes into account a decarbonization trajectory of at least 7% GHG intensity per annum along with specific sector or activity exclusions and including involvement in controversial weapons.

● **How does the designated index differ from a relevant broad market index?**

The benchmark differs from a broad general market index in that the latter does not take into account in its methodology any criteria on the carbon reduction objective and carbon footprint of companies. In addition, the designated index is tailored towards the sector-specific focus of the Sub-fund.

● **Where can the methodology used for the calculation of the designated index be found?**

The index methodology can be found at <https://assets.bbhub.io/professional/sites/10/Bloomberg-Global-Equity-Paris-Aligned-Climate-Transition-Methodology.pdf>.



Where can I find more product specific information online?

More product-specific information can be found on the website:

<https://www.robeco.com/en-int/products/funds/>

- Robeco's PAI Statement can be accessed via the following link:
<https://www.robeco.com/files/docm/docu-principal-adverse-impact-statement-summary-entity-level.pdf>
- Robeco's Good Governance test can be accessed via the following link:
<https://www.robeco.com/files/docm/docu-robeco-good-governance-policy.pdf>
- Robeco's SDG framework
<https://www.robeco.com/docm/docu-robeco-explanation-sdg-framework.pdf>
- Robeco's sustainability risk policy
<https://www.robeco.com/files/docm/docu-robeco-sustainability-risk-policy.pdf>

i) Robeco Smart Materials

Pre-contractual disclosure for the financial products referred to in Article 9, paragraphs 1 to 4a, of Regulation (EU) 2019/2088 and Article 5, first paragraph, of Regulation (EU) 2020/852

Product name: Robeco Smart Materials

Legal entity identifier: 213800HUVXY434VECO29

Sustainable investment objective

Does this financial product have a sustainable investment objective?

Yes

No

It will make a minimum of **sustainable investments with an environmental objective: 15%**

- in economic activities that qualify as environmentally sustainable under the EU Taxonomy
- in economic activities that do not qualify as environmentally sustainable under the EU Taxonomy

It will make a minimum of **sustainable investments with a social objective: 35%**

It promotes **Environmental/Social (E/S) characteristics** and while it does not have as its objective a sustainable investment, it will have a minimum proportion of ___% of sustainable investments

- with an environmental objective in economic activities that qualify as environmentally sustainable under the EU Taxonomy
- with an environmental objective in economic activities that do not qualify as environmentally sustainable under the EU Taxonomy
- with a social objective

It promotes E/S characteristics, but **will not make any sustainable investments**

Sustainable investment means an investment in an economic activity that contributes to an environmental or social objective, provided that the investment does not significantly harm any environmental or social objective and that the investee companies follow good governance practices.

The **EU Taxonomy** is a classification system laid down in Regulation (EU) 2020/852, establishing a list of **environmentally sustainable economic activities**. That Regulation does not include a list of socially sustainable economic activities. Sustainable investments with an environmental objective might be aligned with the Taxonomy or not.



What is the sustainable investment objective of this financial product?

Sustainability indicators measure how the sustainable objectives of this financial product are attained.

The sustainable investments of the Sub-fund aim to help mitigate the resource scarcity challenge within industries while supporting economic growth. The sustainable investment objective is attained by mainly investing in companies that advance the following United Nations Sustainable Development Goals (SDGs): Decent work and economic growth (SDG 8), Industry, innovation and infrastructure (SDG 9), Sustainable cities and communities (SDG 11), and Responsible consumption and production (SDG 12) as well as Climate action (SDG 13).

A part of the investments made by the Sub-fund contribute to the environmental objective of Climate Mitigation under the Taxonomy regulation. The Sub-fund has a carbon-reduction objective and uses the Custom Bloomberg Climate Transition Benchmark to monitor the carbon profile of the Sub-fund.

What sustainability indicators are used to measure the attainment of the sustainable investment objective of this financial product?

The Sub-fund has the following sustainability indicators:

1. The Sub-fund's weighted carbon footprint compared to the Custom Bloomberg Climate Transition Benchmark.
2. The number of companies with a positive or allowed neutral SDG score. Allowed neutral SDG score companies can be companies with transitioning activities or companies that perform relatively well in the sector that the Sub-fund may invest in. It is only for such thematic funds that there is possibility to consider neutral (zero) SDG score holdings as sustainable investments.
3. The % of investments in securities that are on Robeco's Exclusion list as result of the application of Robeco's Exclusion Policy.
4. The % of holdings that are in violation of the ILO standards, UNGPs, UNGC or OECD Guidelines for Multinational Enterprises.
5. The number of holdings and agenda items voted.

How do sustainable investments not cause significant harm to any environmental or social sustainable investment objective?

The sustainable investments do no significant harm to any environmental or social sustainable investment objective by considering a principal adverse impact and aligning with the OECD Guidelines for Multinational Enterprises and the UN Guiding Principles on Business and Human Rights. In addition, sustainable investments score positively on Robeco's SDG Framework, and therefore do not cause significant harm.

How have the indicators for adverse impacts on sustainability factors been taken into account?

Mandatory principal adverse impact indicators are considered through Robeco's SDG Framework, either directly or indirectly, when identifying sustainable investments for the Sub-fund. In addition, voluntary environmental and social indicators are taken into account, depending on their relevance for measuring impacts on the SDGs and the availability of data. A detailed description of the incorporation of principal adverse impacts is available via Robeco's Principal Adverse Impact Statement published on the Robeco website (<https://www.robeco.com/files/docm/docu-principal-adverse-impact-statement-summary-entity-level.pdf>). In this statement, Robeco sets out its approach to identifying and prioritizing principal adverse impacts, and how principal adverse impacts are considered as part of Robeco's investment due diligence process and procedures relating to research and analysis, exclusions and restrictions and/or voting and engagement. This description also explains how principal adverse impact indicators are considered by the SDG Framework.

How are the sustainable investments aligned with the OECD Guidelines for Multinational Enterprises and the UN Guiding Principles on Business and Human Rights?

The sustainable investments are aligned with the OECD Guidelines for Multinational Enterprises and the UN Guiding Principles on Business and Human Rights via both Robeco's Exclusion Policy and Robeco's SDG Framework



Does this financial product consider principal adverse impacts on sustainability factors?

Yes, _____

The Sub-fund considers principal adverse impacts on sustainability factors as referred to in Annex I of the SFDR Delegated Act.

Pre-investment, Robeco's SDG Framework assesses companies' positive and negative contributions to the Sustainable Development Goals (SDGs). Robeco's SDG Framework directly and/or indirectly screens companies on many of the topics considered by the PAI indicators.

Post-investment, the following principal adverse impacts on sustainability factors are taken into account:

- Via the application of the voting policy, the following PAIs are considered:
 - All indicators related to GHG emissions (PAI 1-6, Table 1)
 - Indicators related to social and employee matters (PAI 10-13, Table 1; PAI 5-8, Table 3)
- Via Robeco's entity engagement program, the following PAIs are considered:
 - All indicators related to Climate and other environment-related indicators (PAI 1-9, Table 1)
 - Violations of the UN Global Compact Principles and Organisation for Economic Cooperation and Development (OECD) Guidelines for Multinational Enterprises (PAI 10, Table 1). On an ongoing basis, the investment universe is scanned for controversial behavior in relation to the aforementioned principles and guidelines.
 - In addition, based on a yearly review of Robeco's performance on all mandatory and selected voluntary indicators, holdings of the Sub-fund that cause adverse impact might be selected for engagement.

More information is available via Robeco's Principal Adverse Impact Statement, published on Robeco's website. The Sub-fund will periodically report how it has considered the principal adverse impacts of its investments in the Company's annual report, which will be made available each year on or before 30 April at the Sub-fund page highlighted in final section of this document.

No



What investment strategy does this financial product follow?

Robeco Smart Materials is an actively managed fund that invests globally in companies that provide innovative materials and process technologies. The selection of these stocks is based on fundamental analysis as described in the Investment policy strategy paragraph in Appendix I of this Prospectus. The

Principal adverse impacts are the most significant negative impacts of investment decisions on sustainability factors relating to environmental, social and employee matters, respect for human rights, anti-corruption and anti-bribery matters.

The investment strategy guides investment decisions based on factors such as investment objectives and risk tolerance.

strategy integrates sustainability indicators on a continuous basis as part of the stock selection process. Amongst others, the Sub-fund applies norms-based and activity-based exclusions, Robeco's good governance policy, Robeco's SDG framework and considers Principal Adverse Impacts in the investment process. More product-specific information can be found on our website and the links provided in the final question of this disclosure.

● **What are the binding elements of the investment strategy used to select the investments to attain the sustainable investment objective?**

The Sub-fund has the following binding elements:

1. The Sub-fund's weighted carbon footprint score is equal or better than that of the Custom Bloomberg Climate Transition Benchmark.
2. The Sub-fund is solely invested in companies that hold a positive or allowed neutral SDG score based on the internally developed SDG Framework. A maximum of 10% of the Sub-fund's assets can consist of neutral SDG scores.
3. The Sub-fund's portfolio complies with Robeco's Exclusion Policy (<https://www.robeco.com/files/docm/docu-exclusion-policy.pdf>) excluding investments in companies that are exposed to controversial behavior and controversial products. This means that the Sub-fund has 0% exposure to excluded securities, taking into account a grace period. Information with regards to the impact of the exclusions on the Sub-fund's universe can be found at <https://www.robeco.com/files/docm/docu-exclusion-list.pdf>.
4. The Sub-fund avoids investment in companies that are in breach of the ILO standards, UNGPs, UNGC or OECD Guidelines for Multinational Enterprises. Companies that breach the international norms will be excluded from the investment universe.
5. All equity holdings have a granted right to vote and Robeco exerts that right by voting according to Robeco's Proxy Voting Policy, unless impediments occur (e.g. share blocking or when not considered cost efficient). Robeco's Proxy Voting Policy can be found at <https://www.robeco.com/files/docm/docu-robeco-stewardship-policy.pdf>.

● **What is the policy to assess good governance practices of the investee companies?**

Robeco has a Good Governance policy to assess governance practices of companies. The policy describes how Robeco determines if and when a company does not follow good governance practices and is therefore excluded from the initial investment universe for Article 8 and 9 products. Robeco's Good Governance policy applies to the Sub-fund and tests on a set of governance criteria that reflect widely recognized industry established norms and include topics as employee relations, management structure, tax compliance and remuneration.

The Good Governance test consists of criteria on such topics that are examined for investee companies and further explained in Robeco's Good Governance policy <https://www.robeco.com/files/docm/docu-robeco-good-governance-policy.pdf>. Additionally, the companies that do not pass the good governance test are reflected in the exclusion list that can be accessed here - <https://www.robeco.com/files/docm/docu-exclusion-list.pdf>.

● **What is the asset allocation and the minimum share of sustainable investments?**

The Sub-fund plans to make a minimum of 90% sustainable investments, with a minimum portion of 15% sustainable investments with an environmental objective and a minimum portion of 35% sustainable investments with a social objective, measured by positive scores or allowed neutrals, via Robeco's SDG Framework. The investments in the category non-sustainable, estimated between 0-

Good governance practices include sound management structures, employee relations, remuneration of staff and tax compliance.

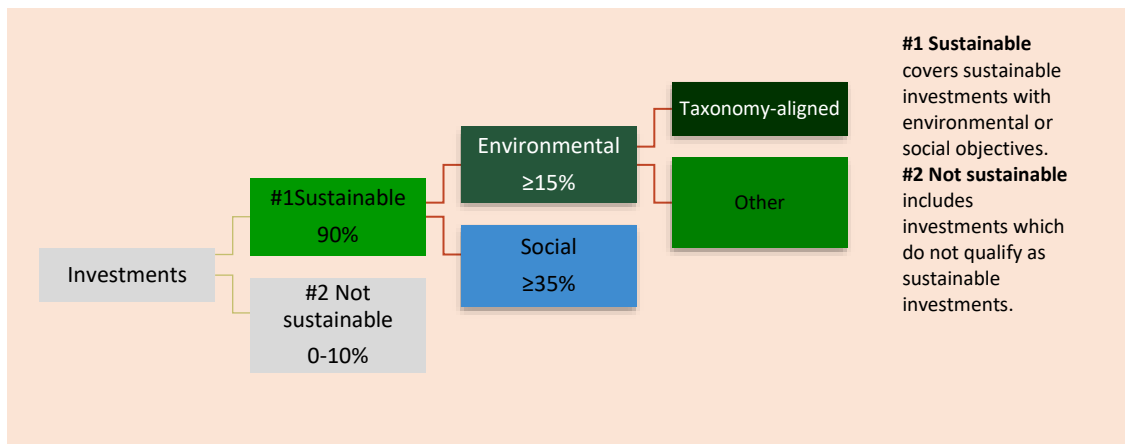


Asset allocation describes the share of investments in specific assets.

10%, are in cash and cash equivalents. The planned asset allocation is monitored continuously, and evaluated on a yearly basis.

Taxonomy-aligned activities are expressed as a share of:

- **turnover** reflecting the share of revenue from green activities of investee companies
- **capital expenditure** (CapEx) showing the green investments made by investee companies, e.g. for a transition to a green economy.
- **operational expenditure** (OpEx) reflecting green operational activities of investee companies



● **How does the use of derivatives attain the sustainable investment objective?**

The Sub-fund does not make use of derivatives to attain the sustainable objective promoted by the financial product. The Sub-fund may make use of derivatives for hedging and liquidity management. This includes the usage of derivatives to manage currency and market exposures in a cost-effective manner. To that purpose exchange traded and over-the-counter derivatives linked to equity indices and currencies are permitted.

In case the Sub-fund uses derivatives, the underlying shall comply with the investment policy. Where relevant, minimum environmental or social safeguards are taken into account.



To what minimum extent are sustainable investments with an environmental objective aligned with the EU Taxonomy?

The Sub-fund intends to contribute to the environmental objective of Climate Mitigation under the EU Taxonomy.

The Sub-fund commits to a minimum share of 0% of Taxonomy-aligned activities. The Sub-fund intends to increase the minimum share of Taxonomy aligned activities for the Sub-fund once data availability in relation to the EU Taxonomy improves and stabilises.

The Sub-fund will report on Taxonomy-aligned investment in the periodic disclosures. In the future, once data-availability in relation to the EU Taxonomy will improve, Robeco might consider setting a target based on turnover or CAPEX. Robeco currently relies on third-party data in relation to the EU Taxonomy, including data in relation to companies that do not disclose on the EU Taxonomy alignment of their activities. EU Taxonomy-alignment data is not yet subject to a review by third parties. The Sub-fund only makes investments in equity and therefore it does not have sovereign exposures. The expected level of alignment with and without sovereign bonds is the same.

To comply with the EU Taxonomy, the criteria for **fossil gas** include limitations on emissions and switching to fully renewable power or low-carbon fuels by the end of 2035. For **nuclear energy**, the criteria include comprehensive safety and waste management rules.

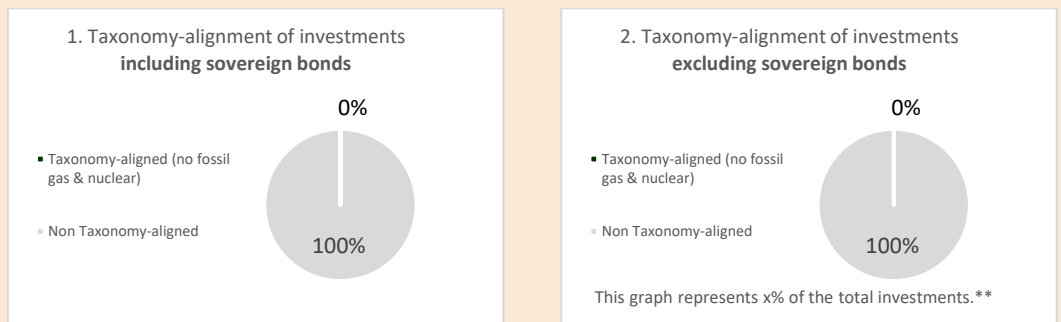
Enabling activities directly enable other activities to make a substantial contribution to an environmental objective.

Transitional activities are activities for which low-carbon alternatives are not yet available and among others have greenhouse gas emission levels corresponding to the best performance.

● **Does the financial product invest in fossil gas and/or nuclear energy related activities that comply with the EU Taxonomy⁶³?**

- Yes:
 - In fossil gas
 - In nuclear energy
- No

The two graphs below show in green the minimum percentage of investments that are aligned with the EU Taxonomy. As there is no appropriate methodology to determine the Taxonomy-alignment of sovereign bonds, the first graph shows the Taxonomy alignment in relation to all the investments of the financial product including sovereign bonds, while the second graph shows the Taxonomy alignment only in relation to the investments of the financial product other than sovereign bonds.*



* For the purpose of these graphs, 'sovereign bonds' consist of all sovereign exposures
 ** As the investments are not Taxonomy-aligned, the exclusion of sovereign bonds has no impact on the graph and therefore no such percentage is shown here.

● **What is the minimum share of investments in transitional and enabling activities?**


0%.



● **What is the minimum share of sustainable investments with an environmental objective that are not aligned with the EU Taxonomy?**

The Sub-fund intends to make sustainable investments, measured as positive scores via Robeco's SDG Framework. Among those could be investments with environmental objectives that do not qualify as Taxonomy-aligned. The Sub-fund commits to a minimum share of sustainable investments of 15% with an environmental objective because the Sub-fund's investment strategy does have a specific environmental investment objective. The environmental objectives of the Sub-fund are attained by investing in companies that score positively on SDG 12 (Responsible consumption and production), SDG 13 (Climate action), SDG 14 (Life below water), and SDG 15 (Life on land) in Robeco's SDG Framework. The sum of sustainable investments with an environmental objective and socially sustainable investments always adds up to the Sub-fund's minimum proportion of 90% sustainable investments.

⁶³ Fossil gas and/or nuclear related activities will only comply with the EU Taxonomy where they contribute to limiting climate change ("climate change mitigation") and do not significantly harm any EU Taxonomy objective - see explanatory note in the left hand margin. The full criteria for fossil gas and nuclear energy economic activities that comply with the EU Taxonomy are laid down in Commission Delegated Regulation (EU) 2022/1214.

 are sustainable investments with an environmental objective that do not take into account the criteria for environmentally sustainable economic activities under the EU Taxonomy.



What is the minimum share of sustainable investments with a social objective?

The Sub-fund intends to make sustainable investments, measured as positive scores via Robeco's SDG Framework. The Sub-fund commits to a minimum share of socially sustainable investments of 35% because the Sub-fund's investment strategy does have a specific social investment objective. The social objectives of the Sub-fund are attained by investing in companies that score positively on SDG 1 (No poverty), SDG 2 (Zero hunger), SDG 3 (Good health and well-being), SDG 4 (Quality education), SDG 5 (Gender equality), SDG 6 (Clear water and sanitation), SDG 7 (Affordable and clean energy), SDG 8 (Decent work and economic growth), SDG 9 (Industry, innovation and infrastructure), SDG 10 (Reduced inequalities), SDG 11 (Sustainable cities and communities), SDG 16 (Peace, justice and strong institutions) and SDG 17 (Partnerships for the goals), in Robeco's SDG Framework. While the sum of socially sustainable investments and sustainable investments with an environmental objective always adds up to the Sub-fund's minimum proportion of 90% sustainable investments.



What investments are included under "#2 Not sustainable", what is their purpose and are there any minimum environmental or social safeguards?

The type of instruments included under "#2 Not Sustainable" and their purpose are outlined in Annex I of this Prospectus under the header 'Financial instruments and investment restrictions'. They include cash, cash equivalents, as well as investment funds and eligible asset classes (other than bonds and equities) that do not specifically promote E/S characteristics. As indicated above, the Sub-fund does not make use of derivatives to attain its sustainable objective. The Sub-fund may make use of derivatives for hedging and liquidity management. This includes the usage of derivatives to manage currency and market exposures in a cost-effective manner. For the management of currency exposure FX Forwards are allowed. The exchange traded derivatives linked to equity indices, such as equity index futures covering the market universe, are permitted for cash equitization. In case the Sub-fund uses such index market derivatives, these shall be temporary positions as defined by the investment restrictions. Where relevant, minimum environmental or social safeguards are taken into account by monitoring and performing suitability tests on index futures constituents following Robeco's Exclusion Policy.



Is a specific index designated as a reference benchmark to meet the sustainable investment objective?

The Sub-fund uses the Custom Bloomberg Climate Transition Benchmark to meet the carbon objective of the Sub-fund.

Reference benchmarks are indexes to measure whether the financial product attains the sustainable investment objective.

How does the reference benchmark take into account sustainability factors in a way that is continuously aligned with the sustainable investment objective?

The reference benchmark is designed in accordance with the requirements of point (d) of Article 13 (1) of the Benchmark Regulation and of the Commission Delegated Regulation (EU) 2020/1817.

The Sub-fund's exclusion criteria are similar to those of the reference index, and the Sub-fund's weighted carbon footprint score is equal to or better than the reference benchmark for the carbon objective of the Sub-fund.

● **How is the alignment of the investment strategy with the methodology of the index ensured on a continuous basis?**

The Sub-fund follows a rebalancing strategy which ensures that the carbon footprint of the Sub-fund is better than that of the reference index. This in turn ensures that the investment strategy of the Sub-fund aligns with the methodology of the reference index. Bloomberg applies Robeco defined criteria on a regular basis to exclude companies which do not comply with the thematic objective of the Sub-fund. The methodology of the reference index takes into account a decarbonization trajectory of at least 7% GHG intensity per annum along with specific sector or activity exclusions and including involvement in controversial weapons.

● **How does the designated index differ from a relevant broad market index?**

The benchmark differs from a broad general market index in that the latter does not take into account in its methodology any criteria on the carbon reduction objective and carbon footprint of companies. In addition, the designated index is tailored towards the sector-specific focus of the Sub-fund.

● **Where can the methodology used for the calculation of the designated index be found?**

The index methodology can be found at <https://assets.bbhub.io/professional/sites/10/Bloomberg-Global-Equity-Paris-Aligned-Climate-Transition-Methodology.pdf>.



Where can I find more product specific information online?

More product-specific information can be found on the website:

<https://www.robeco.com/en-int/products/funds/>

- Robeco's PAI Statement can be accessed via the following link:
<https://www.robeco.com/files/docm/docu-principal-adverse-impact-statement-summary-entity-level.pdf>
- Robeco's Good Governance test can be accessed via the following link:
<https://www.robeco.com/files/docm/docu-robeco-good-governance-policy.pdf>
- Robeco's SDG framework
<https://www.robeco.com/docm/docu-robeco-explanation-sdg-framework.pdf>
- Robeco's sustainability risk policy
<https://www.robeco.com/files/docm/docu-robeco-sustainability-risk-policy.pdf>

j) Robeco Smart Mobility

Pre-contractual disclosure for the financial products referred to in Article 9, paragraphs 1 to 4a, of Regulation (EU) 2019/2088 and Article 5, first paragraph, of Regulation (EU) 2020/852

Product name: Robeco Smart Mobility

Legal entity identifier: 21380025AXSQN7Y4RV82

Sustainable investment objective

Does this financial product have a sustainable investment objective?

Yes

No

It will make a minimum of **sustainable investments with an environmental objective: 15%**

- in economic activities that qualify as environmentally sustainable under the EU Taxonomy
- in economic activities that do not qualify as environmentally sustainable under the EU Taxonomy

It will make a minimum of **sustainable investments with a social objective: 35%**

It promotes **Environmental/Social (E/S) characteristics** and while it does not have as its objective a sustainable investment, it will have a minimum proportion of ___% of sustainable investments

- with an environmental objective in economic activities that qualify as environmentally sustainable under the EU Taxonomy
- with an environmental objective in economic activities that do not qualify as environmentally sustainable under the EU Taxonomy
- with a social objective

It promotes E/S characteristics, but **will not make any sustainable investments**

Sustainable investment means an investment in an economic activity that contributes to an environmental or social objective, provided that the investment does not significantly harm any environmental or social objective and that the investee companies follow good governance practices.

The **EU Taxonomy** is a classification system laid down in Regulation (EU) 2020/852, establishing a list of **environmentally sustainable economic activities**. That Regulation does not include a list of socially sustainable economic activities. Sustainable investments with an environmental objective might be aligned with the Taxonomy or not.



What is the sustainable investment objective of this financial product?

Sustainability indicators measure how the sustainable objectives of this financial product are attained.

The sustainable investments of the Sub-fund aim to support the transformation and decarbonization of the global transportation sector. The sustainable investment objective is attained by mainly investing in companies that advance the following United Nations Sustainable Development Goals (SDGs): Affordable and clean energy goal (SDG 7), Decent work and economic growth (SDG 8), Industry, innovation and infrastructure (SDG 9), Sustainable cities and communities (SDG 11) and Climate action (SDG 13).

A part of the investments made by the Sub-fund contribute to the environmental objective of Climate Mitigation under the Taxonomy regulation. The Sub-fund has a carbon-reduction objective and uses the Custom Bloomberg Climate Transition Benchmark to monitor the carbon profile of the Sub-fund.

What sustainability indicators are used to measure the attainment of the sustainable investment objective of this financial product?

The Sub-fund has the following sustainability indicators:

1. The Sub-fund's weighted carbon footprint compared to the Custom Bloomberg Climate Transition Benchmark.
2. The number of companies with a positive or allowed neutral SDG score. Allowed neutral SDG score companies can be companies with transitioning activities or companies that perform relatively well in the sector that the Sub-fund may invest in. It is only for such thematic funds that there is possibility to consider neutral (zero) SDG score holdings as sustainable investments.
3. The % of investments in securities that are on Robeco's Exclusion list as result of the application of Robeco's Exclusion Policy.
4. The % of holdings that are in violation of the ILO standards, UNGPs, UNGC or OECD Guidelines for Multinational Enterprises.
5. The number of holdings and agenda items voted.

How do sustainable investments not cause significant harm to any environmental or social sustainable investment objective?

The sustainable investments do no significant harm to any environmental or social sustainable investment objective by considering a principal adverse impact and aligning with the OECD Guidelines for Multinational Enterprises and the UN Guiding Principles on Business and Human Rights. In addition, sustainable investments score positively on Robeco's SDG Framework, and therefore do not cause significant harm.

How have the indicators for adverse impacts on sustainability factors been taken into account?

Mandatory principal adverse impact indicators are considered through Robeco's SDG Framework, either directly or indirectly, when identifying sustainable investments for the Sub-fund. In addition, voluntary environmental and social indicators are taken into account, depending on their relevance for measuring impacts on the SDGs and the availability of data. A detailed description of the incorporation of principal adverse impacts is available via Robeco's Principal Adverse Impact Statement published on the Robeco website (<https://www.robeco.com/files/docm/docu-principal-adverse-impact-statement-summary-entity-level.pdf>). In this statement, Robeco sets out its approach to identifying and prioritizing principal adverse impacts, and how principal adverse impacts are considered as part of Robeco's investment due diligence process and procedures relating to research and analysis, exclusions and restrictions and/or voting and engagement. This description also explains how principal adverse impact indicators are considered by the SDG Framework.

How are the sustainable investments aligned with the OECD Guidelines for Multinational Enterprises and the UN Guiding Principles on Business and Human Rights?

The sustainable investments are aligned with the OECD Guidelines for Multinational Enterprises and the UN Guiding Principles on Business and Human Rights via both Robeco’s Exclusion Policy and Robeco’s SDG Framework.



Does this financial product consider principal adverse impacts on sustainability factors?

Yes, _____

The Sub-fund considers principal adverse impacts on sustainability factors as referred to in Annex I of the SFDR Delegated Act.

Pre-investment, Robeco’s SDG Framework assesses companies’ positive and negative contributions to the Sustainable Development Goals (SDGs). Robeco’s SDG Framework directly and/or indirectly screens companies on many of the topics considered by the PAI indicators.

Post-investment, the following principal adverse impacts on sustainability factors are taken into account:

- Via the application of the voting policy, the following PAIs are considered:
 - All indicators related to GHG emissions (PAI 1-6, Table 1)
 - Indicators related to social and employee matters (PAI 10-13, Table 1; PAI 5-8, Table 3)
- Via Robeco’s entity engagement program, the following PAIs are considered:
 - All indicators related to Climate and other environment-related indicators (PAI 1-9, Table 1)
 - Violations of the UN Global Compact Principles and Organisation for Economic Cooperation and Development (OECD) Guidelines for Multinational Enterprises (PAI 10, Table 1). On an ongoing basis, the investment universe is scanned for controversial behavior in relation to the aforementioned principles and guidelines.
 - In addition, based on a yearly review of Robeco’s performance on all mandatory and selected voluntary indicators, holdings of the Sub-fund that cause adverse impact might be selected for engagement.

More information is available via Robeco’s Principal Adverse Impact Statement, published on Robeco’s website. The Sub-fund will periodically report how it has considered the principal adverse impacts of its investments in the Company’s annual report, which will be made available each year on or before 30 April at the Sub-fund page highlighted in final section of this document.

No



What investment strategy does this financial product follow?

Robeco Smart Mobility is an actively managed fund that invests globally in companies benefiting from the electrification of transportation. The selection of these stocks is based on fundamental analysis as

Principal adverse impacts are the most significant negative impacts of investment decisions on sustainability factors relating to environmental, social and employee matters, respect for human rights, anti-corruption and anti-bribery matters.

The investment strategy guides investment decisions based on factors such as investment objectives and risk tolerance.

described in the Investment policy strategy paragraph in Appendix I of this Prospectus. The strategy integrates sustainability indicators on a continuous basis as part of the stock selection process. Amongst others, the Sub-fund applies norms-based and activity-based exclusions, Robeco's good governance policy, Robeco's SDG framework and considers Principal Adverse Impacts in the investment process. More product-specific information can be found on our website and the links provided in the final question of this disclosure.

● **What are the binding elements of the investment strategy used to select the investments to attain the sustainable investment objective?**

The Sub-fund has the following binding elements:

1. The Sub-fund's weighted carbon footprint score is equal or better than that of the Custom Bloomberg Climate Transition Benchmark.
2. The Sub-fund is solely invested in companies that hold a positive or allowed neutral SDG score based on the internally developed SDG Framework. A maximum of 10% of the Sub-fund's assets can consist of neutral SDG scores.
3. The Sub-fund's portfolio complies with Robeco's Exclusion Policy (<https://www.robeco.com/files/docm/docu-exclusion-policy.pdf>) excluding investments in companies that are exposed to controversial behavior and controversial products. This means that the Sub-fund has 0% exposure to excluded securities, taking into account a grace period. Information with regards to the impact of the exclusions on the Sub-fund's universe can be found at <https://www.robeco.com/files/docm/docu-exclusion-list.pdf>.
4. The Sub-fund avoids investment in companies that are in breach of the ILO standards, UNGPs, UNGC or OECD Guidelines for Multinational Enterprises. Companies that breach the international norms will be excluded from the investment universe.
5. All equity holdings have a granted right to vote and Robeco exerts that right by voting according to Robeco's Proxy Voting Policy, unless impediments occur (e.g. share blocking or when not considered cost efficient). Robeco's Proxy Voting Policy can be found at <https://www.robeco.com/files/docm/docu-robeco-stewardship-policy.pdf>.

● **What is the policy to assess good governance practices of the investee companies?**

Robeco has a Good Governance policy to assess governance practices of companies. The policy describes how Robeco determines if and when a company does not follow good governance practices and is therefore excluded from the initial investment universe for Article 8 and 9 products. Robeco's Good Governance policy applies to the Sub-fund and tests on a set of governance criteria that reflect widely recognized industry established norms and include topics as employee relations, management structure, tax compliance and remuneration.

The Good Governance test consists of criteria on such topics that are examined for investee companies and further explained in Robeco's Good Governance policy <https://www.robeco.com/files/docm/docu-robeco-good-governance-policy.pdf>. Additionally, the companies that do not pass the good governance test are reflected in the exclusion list that can be accessed here - <https://www.robeco.com/files/docm/docu-exclusion-list.pdf>.

● **What is the asset allocation and the minimum share of sustainable investments?**

The Sub-fund plans to make a minimum of 90% sustainable investments, with a minimum portion of 15% sustainable investments with an environmental objective and a minimum portion of 35% sustainable investments with a social objective, measured by positive scores or allowed neutrals, via Robeco's SDG Framework. The investments in the category non-sustainable, estimated between 0-

Good governance practices include sound management structures, employee relations, remuneration of staff and tax compliance.

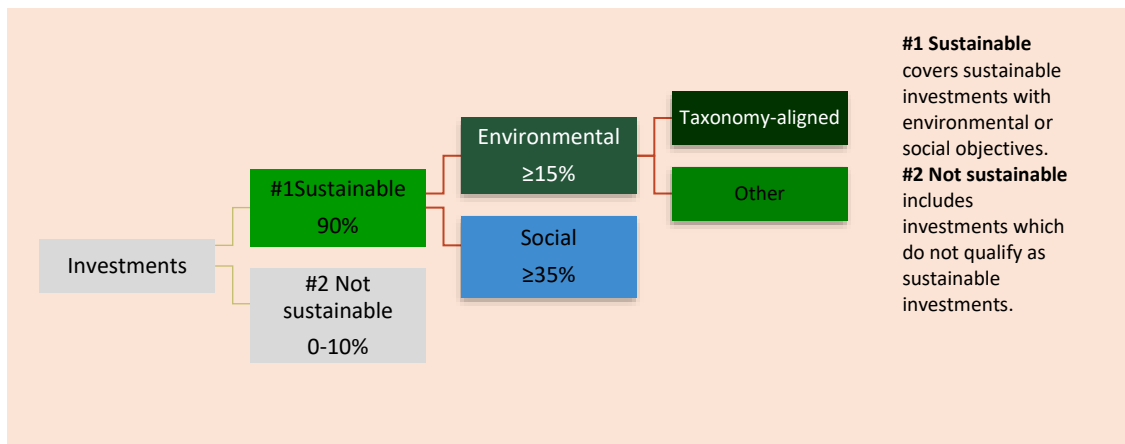


Asset allocation describes the share of investments in specific assets.

10%, are in cash and cash equivalents. The planned asset allocation is monitored continuously, and evaluated on a yearly basis.

Taxonomy-aligned activities are expressed as a share of:

- **turnover** reflecting the share of revenue from green activities of investee companies
- **capital expenditure** (CapEx) showing the green investments made by investee companies, e.g. for a transition to a green economy.
- **operational expenditure** (OpEx) reflecting green operational activities of investee companies.



● **How does the use of derivatives attain the sustainable investment objective?**

The Sub-fund does not make use of derivatives to attain the sustainable objective promoted by the financial product. The Sub-fund may make use of derivatives for hedging and liquidity management. This includes the usage of derivatives to manage currency and market exposures in a cost-effective manner. To that purpose exchange traded and over-the-counter derivatives linked to equity indices and currencies are permitted.

In case the Sub-fund uses derivatives, the underlying shall comply with the investment policy. Where relevant, minimum environmental or social safeguards are taken into account.



To what minimum extent are sustainable investments with an environmental objective aligned with the EU Taxonomy?

The Sub-fund intends to contribute to the environmental objective of Climate Mitigation under the EU Taxonomy.

The Sub-fund commits to a minimum share of 0% of Taxonomy-aligned activities. The Sub-fund intends to increase the minimum share of Taxonomy aligned activities for the Sub-fund once data availability in relation to the EU Taxonomy improves and stabilises.

The Sub-fund will report on Taxonomy-aligned investment in the periodic disclosures. In the future, once data-availability in relation to the EU Taxonomy will improve, Robeco might consider setting a target based on turnover or CAPEX. Robeco currently relies on third-party data in relation to the EU Taxonomy, including data in relation to companies that do not disclose on the EU Taxonomy alignment of their activities. EU Taxonomy-alignment data is not yet subject to a review by third parties. The Sub-fund only makes investments in equity and therefore it does not have sovereign exposures. The expected level of alignment with and without sovereign bonds is the same.

To comply with the EU Taxonomy, the criteria for **fossil gas** include limitations on emissions and switching to fully renewable power or low-carbon fuels by the end of 2035. For **nuclear energy**, the criteria include comprehensive safety and waste management rules.

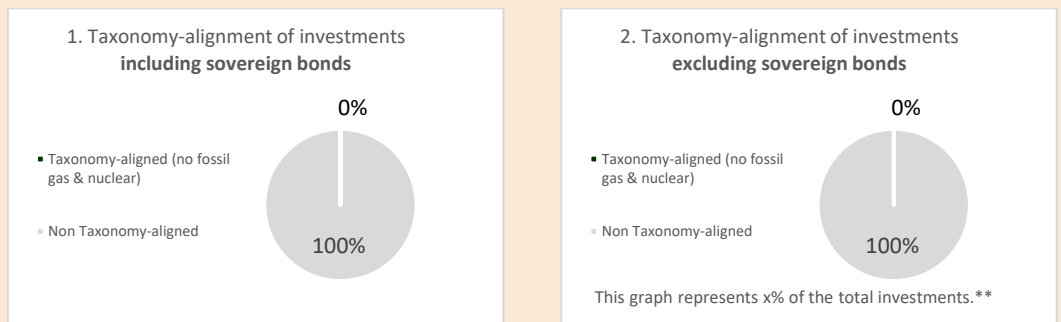
Enabling activities directly enable other activities to make a substantial contribution to an environmental objective.

Transitional activities are activities for which low-carbon alternatives are not yet available and among others have greenhouse gas emission levels corresponding to the best performance.

● **Does the financial product invest in fossil gas and/or nuclear energy related activities that comply with the EU Taxonomy⁶⁴?**

- Yes:
 - In fossil gas
 - In nuclear energy
- No

The two graphs below show in green the minimum percentage of investments that are aligned with the EU Taxonomy. As there is no appropriate methodology to determine the Taxonomy-alignment of sovereign bonds, the first graph shows the Taxonomy alignment in relation to all the investments of the financial product including sovereign bonds, while the second graph shows the Taxonomy alignment only in relation to the investments of the financial product other than sovereign bonds.*



* For the purpose of these graphs, 'sovereign bonds' consist of all sovereign exposures
 ** As the investments are not Taxonomy-aligned, the exclusion of sovereign bonds has no impact on the graph and therefore no such percentage is shown here.

● **What is the minimum share of investments in transitional and enabling activities?**


0%.



What is the minimum share of sustainable investments with an environmental objective that are not aligned with the EU Taxonomy?

The Sub-fund intends to make sustainable investments, measured as positive scores via Robeco's SDG Framework. Among those could be investments with environmental objectives that do not qualify as Taxonomy-aligned. The Sub-fund commits to a minimum share of sustainable investments of 15% with an environmental objective because the Sub-fund's investment strategy does have a specific environmental investment objective. The environmental objectives of the Sub-fund are attained by investing in companies that score positively on SDG 12 (Responsible consumption and production), SDG 13 (Climate action), SDG 14 (Life below water), and SDG 15 (Life on land) in Robeco's SDG Framework. The sum of sustainable investments with an environmental objective and socially sustainable investments always adds up to the Sub-fund's minimum proportion of 90% sustainable investments.

⁶⁴ Fossil gas and/or nuclear related activities will only comply with the EU Taxonomy where they contribute to limiting climate change ("climate change mitigation") and do not significantly harm any EU Taxonomy objective - see explanatory note in the left hand margin. The full criteria for fossil gas and nuclear energy economic activities that comply with the EU Taxonomy are laid down in Commission Delegated Regulation (EU) 2022/1214.

 are sustainable investments with an environmental objective that do not take into account the criteria for environmentally sustainable economic activities under the EU Taxonomy.



What is the minimum share of sustainable investments with a social objective?

The Sub-fund intends to make sustainable investments, measured as positive scores via Robeco's SDG Framework. The Sub-fund commits to a minimum share of socially sustainable investments of 35% because the Sub-fund's investment strategy does have a specific social investment objective. The social objectives of the Sub-fund are attained by investing in companies that score positively on SDG 1 (No poverty), SDG 2 (Zero hunger), SDG 3 (Good health and well-being), SDG 4 (Quality education), SDG 5 (Gender equality), SDG 6 (Clear water and sanitation), SDG 7 (Affordable and clean energy), SDG 8 (Decent work and economic growth), SDG 9 (Industry, innovation and infrastructure), SDG 10 (Reduced inequalities), SDG 11 (Sustainable cities and communities), SDG 16 (Peace, justice and strong institutions) and SDG 17 (Partnerships for the goals), in Robeco's SDG Framework. The sum of socially sustainable investments and sustainable investments with an environmental objective always adds up to the Sub-fund's minimum proportion of 90% sustainable investments.



What investments are included under "#2 Not sustainable", what is their purpose and are there any minimum environmental or social safeguards?

The type of instruments included under "#2 Not Sustainable" and their purpose are outlined in Annex I of this Prospectus under the header 'Financial instruments and investment restrictions'. They include cash, cash equivalents, as well as investment funds and eligible asset classes (other than bonds and equities) that do not specifically promote E/S characteristics. As indicated above, the Sub-fund does not make use of derivatives to attain its sustainable objective. The Sub-fund may make use of derivatives for hedging and liquidity management. This includes the usage of derivatives to manage currency and market exposures in a cost-effective manner. For the management of currency exposure FX Forwards are allowed. The exchange traded derivatives linked to equity indices, such as equity index futures covering the market universe, are permitted for cash equitization. In case the Sub-fund uses such index market derivatives, these shall be temporary positions as defined by the investment restrictions. Where relevant, minimum environmental or social safeguards are taken into account by monitoring and performing suitability tests on index futures constituents following Robeco's Exclusion Policy.



Is a specific index designated as a reference benchmark to meet the sustainable investment objective?

The Sub-fund uses the Custom Bloomberg Climate Transition Benchmark to meet the carbon objective of the Sub-fund.

Reference benchmarks are indexes to measure whether the financial product attains the sustainable investment objective.

● **How does the reference benchmark take into account sustainability factors in a way that is continuously aligned with the sustainable investment objective?**

The reference benchmark is designed in accordance with the requirements of point (d) of Article 13 (1) of the Benchmark Regulation and of the Commission Delegated Regulation (EU) 2020/1817.

The Sub-fund's exclusion criteria are similar to those of the reference index, and the Sub-fund's weighted carbon footprint score is equal to or better than the reference benchmark for the carbon objective of the Sub-fund.

● **How is the alignment of the investment strategy with the methodology of the index ensured on a continuous basis?**

The Sub-fund follows a rebalancing strategy which ensures that the carbon footprint of the Sub-fund is better than that of the reference index. This in turn ensures that the investment strategy of the Sub-fund aligns with the methodology of the reference index. Bloomberg applies Robeco defined criteria on a regular basis to exclude companies which do not comply with the thematic objective of the Sub-fund. The methodology of the reference index takes into account a decarbonization trajectory of at least 7% GHG intensity per annum along with specific sector or activity exclusions and including involvement in controversial weapons.

● **How does the designated index differ from a relevant broad market index?**

The benchmark differs from a broad general market index in that the latter does not take into account in its methodology any criteria on the carbon reduction objective and carbon footprint of companies. In addition, the designated index is tailored towards the sector-specific focus of the Sub-fund.

● **Where can the methodology used for the calculation of the designated index be found?**

The index methodology can be found at <https://assets.bbhub.io/professional/sites/10/Bloomberg-Global-Equity-Paris-Aligned-Climate-Transition-Methodology.pdf>.



Where can I find more product specific information online?

More product-specific information can be found on the website:

<https://www.robeco.com/en-int/products/funds/>

- Robeco's PAI Statement can be accessed via the following link:
<https://www.robeco.com/files/docm/docu-principal-adverse-impact-statement-summary-entity-level.pdf>
- Robeco's Good Governance test can be accessed via the following link:
<https://www.robeco.com/files/docm/docu-robeco-good-governance-policy.pdf>
- Robeco's SDG framework
<https://www.robeco.com/docm/docu-robeco-explanation-sdg-framework.pdf>
- Robeco's sustainability risk policy
<https://www.robeco.com/files/docm/docu-robeco-sustainability-risk-policy.pdf>

k) Robeco Sustainable Healthy Living

Pre-contractual disclosure for the financial products referred to in Article 9, paragraphs 1 to 4a, of Regulation (EU) 2019/2088 and Article 5, first paragraph, of Regulation (EU) 2020/852

Product name: Robeco Sustainable Healthy Living

Legal entity identifier: 213800KMESITUG55W114

Sustainable investment objective

Does this financial product have a sustainable investment objective?

Yes

No

It will make a minimum of **sustainable investments with an environmental objective: ___%**

- in economic activities that qualify as environmentally sustainable under the EU Taxonomy
- in economic activities that do not qualify as environmentally sustainable under the EU Taxonomy

It will make a minimum of **sustainable investments with a social objective: 70%**

It **promotes Environmental/Social (E/S) characteristics** and while it does not have as its objective a sustainable investment, it will have a minimum proportion of ___% of sustainable investments

- with an environmental objective in economic activities that qualify as environmentally sustainable under the EU Taxonomy
- with an environmental objective in economic activities that do not qualify as environmentally sustainable under the EU Taxonomy
- with a social objective

It promotes E/S characteristics, but **will not make any sustainable investments**

Sustainable investment means an investment in an economic activity that contributes to an environmental or social objective, provided that the investment does not significantly harm any environmental or social objective and that the investee companies follow good governance practices.

The **EU Taxonomy** is a classification system laid down in Regulation (EU) 2020/852, establishing a list of **environmentally sustainable economic activities**. That Regulation does not include a list of socially sustainable economic activities. Sustainable investments with an environmental objective might be aligned with the Taxonomy or not.



What is the sustainable investment objective of this financial product?

Sustainability indicators measure how the sustainable objectives of this financial product are attained.

The sustainable investments aim to contribute to the Sustainable Development Goals, promoting good health and well-being and contribute to an efficient healthcare system.

Therefore the financial product does not take into account the EU criteria for environmentally sustainable economic activities. The Sub-fund does make sustainable investments with a social objective.

There is no reference benchmark designated for the purpose of attaining the sustainable investment objective.

● **What sustainability indicators are used to measure the attainment of the sustainable investment objective of this financial product?**

The Sub-fund has the following sustainability indicators:

1. The number of companies with a positive or allowed neutral SDG score. Allowed neutral SDG score companies can be companies with transitioning activities or companies that perform relatively well in the sector that the Sub-fund may invest in. It is only for such thematic funds that there is possibility to consider neutral (zero) SDG score holdings as sustainable investments.
2. The % of investments in securities that are on Robeco's Exclusion list as result of the application of Robeco's Exclusion Policy.
3. The % of holdings that are in violation of the ILO standards, UNGPs, UNGC or OECD Guidelines for Multinational Enterprises.
4. The number of holdings and agenda items voted.

● **How do sustainable investments not cause significant harm to any environmental or social sustainable investment objective?**

The sustainable investments do no significant harm to any environmental or social sustainable investment objective by considering a principal adverse impact and aligning with the OECD Guidelines for Multinational Enterprises and the UN Guiding Principles on Business and Human Rights. In addition, sustainable investments score positively on Robeco's SDG Framework, and therefore do not cause significant harm.

How have the indicators for adverse impacts on sustainability factors been taken into account?

Mandatory principal adverse impact indicators are considered through Robeco's SDG Framework, either directly or indirectly, when identifying sustainable investments for the Sub-fund. In addition, voluntary environmental and social indicators are taken into account, depending on their relevance for measuring impacts on the SDGs and the availability of data. A detailed description of the incorporation of principal adverse impacts is available via Robeco's Principal Adverse Impact Statement published on the Robeco website (<https://www.robeco.com/files/docm/docu-principal-adverse-impact-statement-summary-entity-level.pdf>). In this statement, Robeco sets out its approach to identifying and prioritizing principal adverse impacts, and how principal adverse impacts are considered as part of Robeco's investment due diligence process and procedures relating to research and analysis, exclusions and restrictions and/or voting and engagement. This description also explains how principal adverse impact indicators are considered by the SDG Framework.

How are the sustainable investments aligned with the OECD Guidelines for Multinational Enterprises and the UN Guiding Principles on Business and Human Rights?

The sustainable investments are aligned with the OECD Guidelines for Multinational Enterprises and the UN Guiding Principles on Business and Human Rights via both Robeco's Exclusion Policy and Robeco's SDG Framework.



Does this financial product consider principal adverse impacts on sustainability factors?

Yes, _____

The Sub-fund considers principal adverse impacts on sustainability factors as referred to in Annex I of the SFDR Delegated Act.

Pre-investment, Robeco's SDG Framework assesses companies' positive and negative contributions to the Sustainable Development Goals (SDGs). Robeco's SDG Framework directly and/or indirectly screens companies on many of the topics considered by the PAI indicators.

Post-investment, the following principal adverse impacts on sustainability factors are taken into account:

- Via the application of the voting policy, the following PAIs are considered:
 - All indicators related to GHG emissions (PAI 1-6, Table 1)
 - Indicators related to social and employee matters (PAI 10-13, Table 1; PAI 5-8, Table 3)
- Via Robeco's entity engagement program, the following PAIs are considered:
 - All indicators related to Climate and other environment-related indicators (PAI 1-9, Table 1)
 - Violations of the UN Global Compact Principles and Organisation for Economic Cooperation and Development (OECD) Guidelines for Multinational Enterprises (PAI 10, Table 1). On an ongoing basis, the investment universe is scanned for controversial behavior in relation to the aforementioned principles and guidelines.
 - In addition, based on a yearly review of Robeco's performance on all mandatory and selected voluntary indicators, holdings of the Sub-fund that cause adverse impact might be selected for engagement.

More information is available via Robeco's Principal Adverse Impact Statement, published on Robeco's website. The Sub-fund will periodically report how it has considered the principal adverse impacts of its investments in the Company's annual report, which will be made available each year on or before 30 April at the Sub-fund page highlighted in final section of this document.

No



What investment strategy does this financial product follow?

Robeco Sustainable Healthy Living is an actively managed fund that invests globally in companies that promote good health and well-being and contribute to an efficient healthcare system. The selection

Principal adverse impacts are the most significant negative impacts of investment decisions on sustainability factors relating to environmental, social and employee matters, respect for human rights, anti-corruption and anti-bribery matters.

The investment strategy guides investment decisions based on factors such as investment objectives and risk tolerance.

of these stocks is based on fundamental analysis as described in the Investment policy strategy paragraph in Appendix I of this Prospectus. The strategy integrates sustainability indicators on a continuous basis as part of the stock selection process. Amongst others, the Sub-fund applies norms-based and activity-based exclusions, Robeco's good governance policy, Robeco's SDG framework and considers Principal Adverse Impacts in the investment process. More product-specific information can be found on our website and the links provided in the final question of this disclosure.

What are the binding elements of the investment strategy used to select the investments to attain the sustainable investment objective?

The Sub-fund has the following binding elements:

1. The Sub-fund is solely invested in companies that hold a positive or allowed neutral SDG score based on the internally developed SDG Framework. A maximum of 10% of the Sub-fund's assets can consist of neutral SDG scores.
2. The Sub-fund's portfolio complies with Robeco's Exclusion Policy (<https://www.robeco.com/files/docm/docu-exclusion-policy.pdf>) excluding investments in companies that are exposed to controversial behavior and controversial products. This means that the Sub-fund has 0% exposure to excluded securities, taking into account a grace period. Information with regards to the impact of the exclusions on the Sub-fund's universe can be found at <https://www.robeco.com/files/docm/docu-exclusion-list.pdf>.
3. The Sub-fund avoids investment in companies that are in breach of the ILO standards, UNGPs, UNGC or OECD Guidelines for Multinational Enterprises. Companies that breach the international norms will be excluded from the investment universe.
4. All equity holdings have a granted right to vote and Robeco exerts that right by voting according to Robeco's Proxy Voting Policy, unless impediments occur (e.g. share blocking or when not considered cost efficient). Robeco's Proxy Voting Policy can be found at <https://www.robeco.com/files/docm/docu-robeco-stewardship-policy.pdf>.

What is the policy to assess good governance practices of the investee companies?

Robeco has a Good Governance policy to assess governance practices of companies. The policy describes how Robeco determines if and when a company does not follow good governance practices and is therefore excluded from the initial investment universe for Article 8 and 9 products. Robeco's Good Governance policy applies to the Sub-fund and tests on a set of governance criteria that reflect widely recognized industry established norms and include topics as employee relations, management structure, tax compliance and remuneration.

The Good Governance test consists of criteria on such topics that are examined for investee companies and further explained in Robeco's Good Governance policy <https://www.robeco.com/files/docm/docu-robeco-good-governance-policy.pdf>. Additionally, the companies that do not pass the good governance test are reflected in the exclusion list that can be accessed here - <https://www.robeco.com/files/docm/docu-exclusion-list.pdf>.

What is the asset allocation and the minimum share of sustainable investments?

The Sub-fund plans to make a minimum of 90% sustainable investments, with a minimum portion of 70% sustainable investments with a social objective, measured by positive scores or allowed neutrals, via Robeco's SDG Framework. The investments in the category non-sustainable, estimated between 0-10%, are in cash and cash equivalents. The planned asset allocation is monitored continuously, and evaluated on a yearly basis.

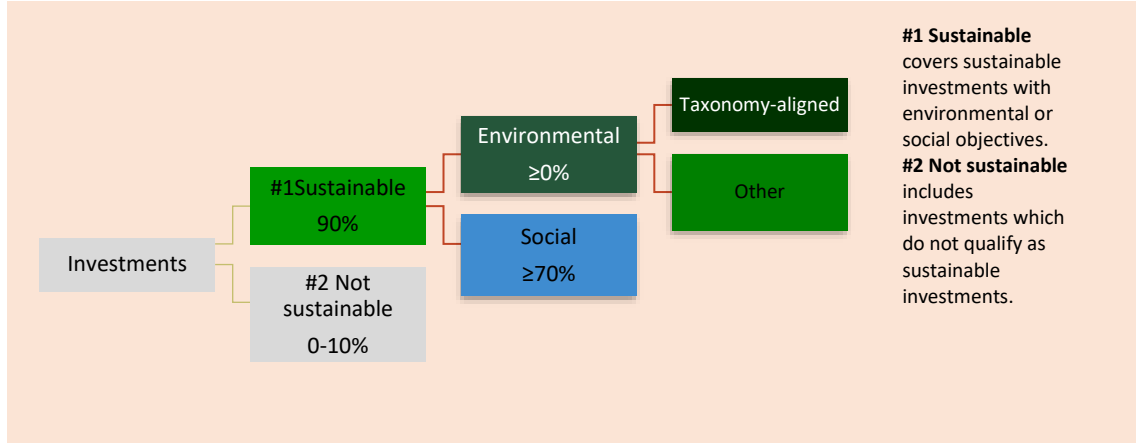
Good governance practices include sound management structures, employee relations, remuneration of staff and tax compliance.



Asset allocation describes the share of investments in specific assets.

Taxonomy-aligned activities are expressed as a share of:

- **turnover** reflecting the share of revenue from green activities of investee companies
- **capital expenditure** (CapEx) showing the green investments made by investee companies, e.g. for a transition to a green economy.
- **operational expenditure** (OpEx) reflecting green operational activities of investee companies.



● **How does the use of derivatives attain the sustainable investment objective?**

The Sub-fund does not make use of derivatives to attain the sustainable objective promoted by the financial product. The Sub-fund may make use of derivatives for hedging and liquidity management. This includes the usage of derivatives to manage currency and market exposures in a cost-effective manner. To that purpose exchange traded and over-the-counter derivatives linked to equity indices and currencies are permitted.

In case the Sub-fund uses derivatives, the underlying shall comply with the investment policy. Where relevant, minimum environmental or social safeguards are taken into account.



To what minimum extent are sustainable investments with an environmental objective aligned with the EU Taxonomy?

0%. The Sub-fund does not intend to make Taxonomy-aligned investments. It cannot be excluded that among the Sub-fund's holdings certain investments are Taxonomy aligned. The Sub-fund will report on Taxonomy-aligned investment in the periodic disclosures. In the future, once data-availability in relation to the EU Taxonomy will improve, Robeco might consider setting a target based on turnover or CAPEX. Robeco currently relies on third-party data, including data in relation to companies that do not disclose on the EU Taxonomy alignment of their activities. EU Taxonomy-alignment data is not yet subject to a review by third parties. The Sub-fund only makes investments in equity and therefore it does not have sovereign exposures. The expected level of alignment with and without sovereign bonds is the same.

● **Does the financial product invest in fossil gas and/or nuclear energy related activities that comply with the EU Taxonomy⁶⁵?**

- Yes:
 - In fossil gas
 - In nuclear energy
- No

To comply with the EU Taxonomy, the criteria for **fossil gas** include limitations on emissions and switching to fully renewable power or low-carbon

⁶⁵ Fossil gas and/or nuclear related activities will only comply with the EU Taxonomy where they contribute to limiting climate change ("climate change mitigation") and do not significantly harm any EU Taxonomy objective - see explanatory note in the left hand margin. The full criteria for fossil gas and nuclear energy economic activities that comply with the EU Taxonomy are laid down in Commission Delegated Regulation (EU) 2022/1214.

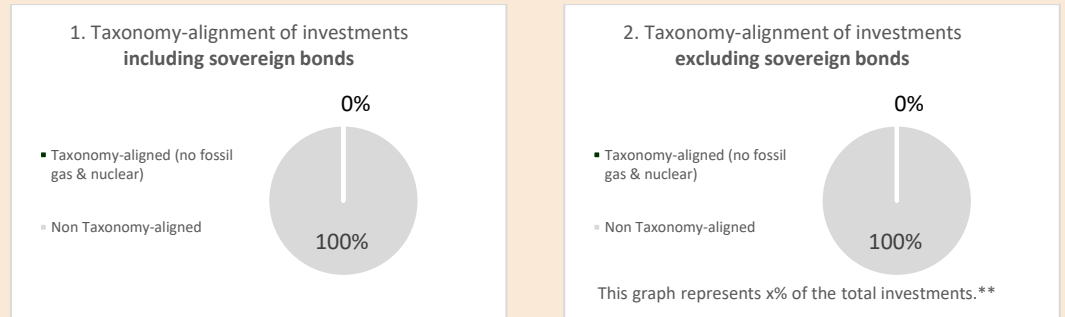
fuels by the end of 2035. For **nuclear energy**, the criteria include comprehensive safety and waste management rules.

Enabling activities directly enable other activities to make a substantial contribution to an environmental objective.

Transitional activities are activities for which low-carbon alternatives are not yet available and among others have greenhouse gas emission levels corresponding to the best performance.

 are sustainable investments with an environmental objective that **do not take into account the criteria** for environmentally sustainable economic activities under the EU Taxonomy.

The two graphs below show in green the minimum percentage of investments that are aligned with the EU Taxonomy. As there is no appropriate methodology to determine the Taxonomy-alignment of sovereign bonds*, the first graph shows the Taxonomy alignment in relation to all the investments of the financial product including sovereign bonds, while the second graph shows the Taxonomy alignment only in relation to the investments of the financial product other than sovereign bonds.



* For the purpose of these graphs, 'sovereign bonds' consist of all sovereign exposures
 ** As the investments are not Taxonomy-aligned, the exclusion of sovereign bonds has no impact on the graph and therefore no such percentage is shown here.



What is the minimum share of investments in transitional and enabling activities?

0%.



What is the minimum share of sustainable investments with an environmental objective that are not aligned with the EU Taxonomy?

The Sub-fund intends to make sustainable investments, measured as positive scores via Robeco's SDG Framework. Among those could be investments with environmental objectives that do not qualify as Taxonomy-aligned. The environmental objectives of the Sub-fund are attained by investing in companies that score positively on SDG 12 (Responsible consumption and production), SDG 13 (Climate action), SDG 14 (Life below water), and SDG 15 (Life on land) in Robeco's SDG Framework. While the sum of sustainable investments with an environmental objective and socially sustainable investments always adds up to the Sub-fund's minimum proportion of 90% sustainable investments, we do not commit to a minimum share of sustainable investments with an environmental objective because the Sub-fund's investment strategy does not have a specific environmental investment objective. Therefore, the minimum share of sustainable investments with an environmental objective is 0%.

What is the minimum share of sustainable investments with a social objective?

The Sub-fund intends to make sustainable investments, measured as positive scores via Robeco's SDG Framework. The Sub-fund commits to a minimum share of socially sustainable investments of 70% because the Sub-fund's investment strategy does have a specific social investment objective. The social objectives of the Sub-fund are attained by investing in companies that score positively on SDG 1 (No poverty), SDG 2 (Zero hunger), SDG 3 (Good health and well-being), SDG 4 (Quality education), SDG 5 (Gender equality), SDG 6 (Clear water and sanitation), SDG 7 (Affordable and clean energy), SDG 8 (Decent work and economic growth), SDG 9 (Industry, innovation and infrastructure), SDG 10 (Reduced inequalities), SDG 11 (Sustainable cities and communities), SDG 16 (Peace, justice and strong institutions) and SDG 17 (Partnerships for the goals), in Robeco's SDG Framework. The sum of socially sustainable investments and sustainable investments with an environmental objective will always add up to the Sub-fund's minimum proportion of 90% sustainable investments.



What investments are included under "#2 Not sustainable", what is their purpose and are there any minimum environmental or social safeguards?

The type of instruments included under "#2 Not Sustainable" and their purpose are outlined in Annex I of this Prospectus under the header 'Financial instruments and investment restrictions'. They include cash, cash equivalents, as well as investment funds and eligible asset classes (other than bonds and equities) that do not specifically promote E/S characteristics. As indicated above, the Sub-fund does not make use of derivatives to attain its sustainable objective. The Sub-fund may make use of derivatives for hedging and liquidity management. This includes the usage of derivatives to manage currency and market exposures in a cost-effective manner. For the management of currency exposure FX Forwards are allowed. The exchange traded derivatives linked to equity indices, such as equity index futures covering the market universe, are permitted for cash equitization. In case the Sub-fund uses such index market derivatives, these shall be temporary positions as defined by the investment restrictions. Where relevant, minimum environmental or social safeguards are taken into account by monitoring and performing suitability tests on index futures constituents following Robeco's Exclusion Policy.



Is a specific index designated as a reference benchmark to meet the sustainable investment objective?

Not applicable.

Reference benchmarks are indexes to measure whether the financial product attains the sustainable investment objective.



Where can I find more product specific information online?

More product-specific information can be found on the website:

<https://www.robeco.com/en-int/products/funds/>

- o Robeco's PAI Statement can be accessed via the following link:
<https://www.robeco.com/files/docm/docu-principal-adverse-impact-statement-summary-entity-level.pdf>
- o Robeco's Good Governance test can be accessed via the following link:
<https://www.robeco.com/files/docm/docu-robeco-good-governance-policy.pdf>
- o Robeco's SDG framework
<https://www.robeco.com/docm/docu-robeco-explanation-sdg-framework.pdf>
- o Robeco's sustainability risk policy
<https://www.robeco.com/files/docm/docu-robeco-sustainability-risk-policy.pdf>

I) Robeco Sustainable Water

Pre-contractual disclosure for the financial products referred to in Article 9, paragraphs 1 to 4a, of Regulation (EU) 2019/2088 and Article 5, first paragraph, of Regulation (EU) 2020/852

Product name: Robeco Sustainable Water

Legal entity identifier: 2138006TSIFH5ZD97319

Sustainable investment objective

Does this financial product have a sustainable investment objective?

Yes

No

It will make a minimum of **sustainable investments with an environmental objective: 5%**

- in economic activities that qualify as environmentally sustainable under the EU Taxonomy
- in economic activities that do not qualify as environmentally sustainable under the EU Taxonomy

It will make a minimum of **sustainable investments with a social objective: 45%**

It promotes **Environmental/Social (E/S) characteristics** and while it does not have as its objective a sustainable investment, it will have a minimum proportion of ___% of sustainable investments

- with an environmental objective in economic activities that qualify as environmentally sustainable under the EU Taxonomy
- with an environmental objective in economic activities that do not qualify as environmentally sustainable under the EU Taxonomy
- with a social objective

It promotes E/S characteristics, but **will not make any sustainable investments**

Sustainable investment means an investment in an economic activity that contributes to an environmental or social objective, provided that the investment does not significantly harm any environmental or social objective and that the investee companies follow good governance practices.

The **EU Taxonomy** is a classification system laid down in Regulation (EU) 2020/852, establishing a list of **environmentally sustainable economic activities**. That Regulation does not include a list of socially sustainable economic activities. Sustainable investments with an environmental objective might be aligned with the Taxonomy or not.



What is the sustainable investment objective of this financial product?

Sustainability indicators measure how the sustainable objectives of this financial product are attained.

The sustainable investments of the Sub-fund aim to help mitigate the global challenges related to scarcity, quality, and allocation of water. The sustainable investment objective is attained by mainly investing in companies that advance the following United Nations Sustainable Development Goals (SDGs): Good health and well-being (SDG 3), Clean water and sanitation (SDG 6), Industry, innovation and infrastructure (SDG 9), Sustainable cities and communities (SDG 11), Responsible consumption and production (SDG 12), and Life below water (SDG 14).

A part of the investments made by the Sub-fund contribute to the following environmental objectives of the Taxonomy regulation:

- Sustainable use and protection of water and marine resources
- Pollution prevention and control

There is no reference benchmark designated for the purpose of attaining the sustainable objectives promoted by the Sub-fund.

What sustainability indicators are used to measure the attainment of the sustainable investment objective of this financial product?

The Sub-fund has the following sustainability indicators:

1. The number of companies with a positive or allowed neutral SDG score. Allowed neutral SDG score companies can be companies with transitioning activities or companies that perform relatively well in the sector that the Sub-fund may invest in. It is only for such thematic funds that there is possibility to consider neutral (zero) SDG score holdings as sustainable investments.
2. The % of investments in securities that are on Robeco's Exclusion list as result of the application of Robeco's Exclusion Policy.
3. The % of holdings that are in violation of the ILO standards, UNGPs, UNGC or OECD Guidelines for Multinational Enterprises.
4. The number of holdings and agenda items voted.

How do sustainable investments not cause significant harm to any environmental or social sustainable investment objective?

The sustainable investments do no significant harm to any environmental or social sustainable investment objective by considering a principal adverse impact and aligning with the OECD Guidelines for Multinational Enterprises and the UN Guiding Principles on Business and Human Rights. In addition, sustainable investments score positively on Robeco's SDG Framework, and therefore do not cause significant harm.

How have the indicators for adverse impacts on sustainability factors been taken into account?

Mandatory principal adverse impact indicators are considered through Robeco's SDG Framework, either directly or indirectly, when identifying sustainable investments for the Sub-fund. In addition, voluntary environmental and social indicators are taken into account, depending on their relevance for measuring impacts on the SDGs and the availability of data. A detailed description of the incorporation of principal adverse impacts is available via Robeco's Principal Adverse Impact Statement published on the Robeco website (<https://www.robeco.com/files/docm/docu-principal-adverse-impact-statement-summary-entity-level.pdf>). In this statement, Robeco sets out its approach to identifying and prioritizing principal adverse impacts, and how principal adverse impacts are

considered as part of Robeco's investment due diligence process and procedures relating to research and analysis, exclusions and restrictions and/or voting and engagement. This description also explains how principal adverse impact indicators are considered by the SDG Framework.

How are the sustainable investments aligned with the OECD Guidelines for Multinational Enterprises and the UN Guiding Principles on Business and Human Rights?

The sustainable investments are aligned with the OECD Guidelines for Multinational Enterprises and the UN Guiding Principles on Business and Human Rights via both Robeco's Exclusion Policy and Robeco's SDG Framework.



Does this financial product consider principal adverse impacts on sustainability factors?

Yes, _____

The Sub-fund considers principal adverse impacts on sustainability factors as referred to in Annex I of the SFDR Delegated Act.

Pre-investment, Robeco's SDG Framework assesses companies' positive and negative contributions to the Sustainable Development Goals (SDGs). Robeco's SDG Framework directly and/or indirectly screens companies on many of the topics considered by the PAI indicators.

Post-investment, the following principal adverse impacts on sustainability factors are taken into account:

- Via the application of the voting policy, the following PAIs are considered:
 - All indicators related to GHG emissions (PAI 1-6, Table 1)
 - Indicators related to social and employee matters (PAI 10-13, Table 1; PAI 5-8, Table 3)
- Via Robeco's entity engagement program, the following PAIs are considered:
 - All indicators related to Climate and other environment-related indicators (PAI 1-9, Table 1)
 - Violations of the UN Global Compact Principles and Organisation for Economic Cooperation and Development (OECD) Guidelines for Multinational Enterprises (PAI 10, Table 1). On an ongoing basis, the investment universe is scanned for controversial behavior in relation to the aforementioned principles and guidelines.
 - In addition, based on a yearly review of Robeco's performance on all mandatory and selected voluntary indicators, holdings of the Sub-fund that cause adverse impact might be selected for engagement.

More information is available via Robeco's Principal Adverse Impact Statement, published on Robeco's website. The Sub-fund will periodically report how it has considered the principal adverse impacts of its investments in the Company's annual report, which will be made available each year on or before 30 April at the Sub-fund page highlighted in final section of this document.

No

Principal adverse impacts are the most significant negative impacts of investment decisions on sustainability factors relating to environmental, social and employee matters, respect for human rights, anti-corruption and anti-bribery matters.



What investment strategy does this financial product follow?

Robeco Sustainable Water is an actively managed fund that invests globally in companies offering products and services across the water value chain. The selection of these stocks is based on fundamental analysis as described in the Investment policy strategy paragraph in Appendix I of this Prospectus. The strategy integrates sustainability indicators on a continuous basis as part of the stock selection process. Amongst others, the Sub-fund applies norms-based and activity-based exclusions, Robeco's good governance policy, Robeco's SDG framework and considers Principal Adverse Impacts in the investment process. More product-specific information can be found on our website and the links provided in the final question of this disclosure.

The investment strategy guides investment decisions based on factors such as investment objectives and risk tolerance.

What are the binding elements of the investment strategy used to select the investments to attain the sustainable investment objective?

The Sub-fund has the following binding elements:

1. The Sub-fund is solely invested in companies that hold a positive or allowed neutral SDG score based on the internally developed SDG Framework. A maximum of 10% of the Sub-fund's assets can consist of neutral SDG scores.
2. The Sub-fund's portfolio complies with Robeco's Exclusion Policy (<https://www.robeco.com/files/docm/docu-exclusion-policy.pdf>) excluding investments in companies that are exposed to controversial behavior and controversial products. This means that the Sub-fund has 0% exposure to excluded securities, taking into account a grace period. Information with regards to the impact of the exclusions on the Sub-fund's universe can be found at <https://www.robeco.com/files/docm/docu-exclusion-list.pdf>.
3. The Sub-fund avoids investment in companies that are in breach of the ILO standards, UNGPs, UNGC or OECD Guidelines for Multinational Enterprises. Companies that breach the international norms will be excluded from the investment universe.
4. All equity holdings have a granted right to vote and Robeco exerts that right by voting according to Robeco's Proxy Voting Policy, unless impediments occur (e.g. share blocking or when not considered cost efficient). Robeco's Proxy Voting Policy can be found at <https://www.robeco.com/files/docm/docu-robeco-stewardship-policy.pdf>.

What is the policy to assess good governance practices of the investee companies?

Robeco has a Good Governance policy to assess governance practices of companies. The policy describes how Robeco determines if and when a company does not follow good governance practices and is therefore excluded from the initial investment universe for Article 8 and 9 products. Robeco's Good Governance policy applies to the Sub-fund and tests on a set of governance criteria that reflect widely recognized industry established norms and include topics as employee relations, management structure, tax compliance and remuneration.

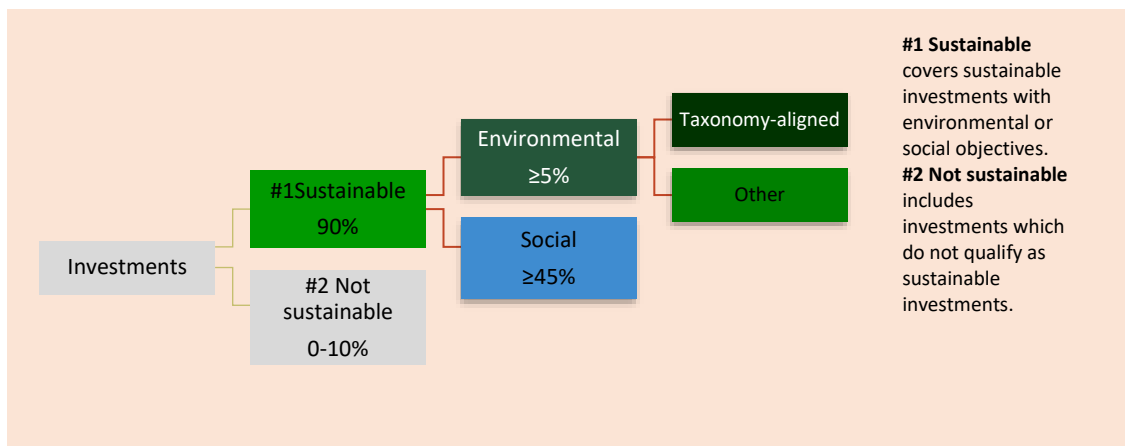
The Good Governance test consists of criteria on such topics that are examined for investee companies and further explained in Robeco's Good Governance policy <https://www.robeco.com/files/docm/docu-robeco-good-governance-policy.pdf>. Additionally, the companies that do not pass the good governance test are reflected in the exclusion list that can be accessed here - <https://www.robeco.com/files/docm/docu-exclusion-list.pdf>.

Good governance practices include sound management structures, employee relations, remuneration of staff and tax compliance.



What is the asset allocation and the minimum share of sustainable investments?

The Sub-fund plans to make a minimum of 90% sustainable investments, with a minimum portion of 5% sustainable investments with an environmental objective and a minimum portion of 45% sustainable investments with a social objective, measured by positive scores or allowed neutrals, via Robeco’s SDG Framework. The investments in the category non-sustainable, estimated between 0-10%, are in cash and cash equivalents. The planned asset allocation is monitored continuously, and evaluated on a yearly basis.



#1 Sustainable covers sustainable investments with environmental or social objectives. **#2 Not sustainable** includes investments which do not qualify as sustainable investments.

How does the use of derivatives attain the sustainable investment objective?

The Sub-fund does not make use of derivatives to attain the sustainable objective promoted by the financial product. The Sub-fund may make use of derivatives for hedging and liquidity management. This includes the usage of derivatives to manage currency and market exposures in a cost-effective manner. To that purpose exchange traded and over-the-counter derivatives linked to equity indices and currencies are permitted.

In case the Sub-fund uses derivatives, the underlying shall comply with the investment policy. Where relevant, minimum environmental or social safeguards are taken into account.

To what minimum extent are sustainable investments with an environmental objective aligned with the EU Taxonomy?

The Sub-fund intends to contribute to the following environmental objectives of the EU Taxonomy Regulation:

- Sustainable use and protection of water and marine resources
- Pollution prevention and control

The Sub-fund commits to a minimum share of 0% of Taxonomy-aligned activities. The Sub-fund intends to increase the minimum share of Taxonomy aligned activities for the Sub-fund once data availability in relation to the EU Taxonomy improves and stabilises.

The Sub-fund will report on Taxonomy-aligned investment in the periodic disclosures. In the future, once data-availability in relation to the EU Taxonomy will improve, Robeco might consider setting a target based on turnover or CAPEX. Robeco currently relies on third-party data in relation to the EU Taxonomy, including data in relation to companies that do not disclose on the EU Taxonomy

Asset allocation describes the share of investments in specific assets.

Taxonomy-aligned activities are expressed as a share of:

- **turnover** reflecting the share of revenue from green activities of investee companies
- **capital expenditure** (CapEx) showing the green investments made by investee companies, e.g. for a transition to a green economy.
- **operational expenditure** (OpEx) reflecting green operational activities of investee companies.



alignment of their activities. EU Taxonomy-alignment data is not yet subject to a review by third parties. The Sub-fund only makes investments in equity and therefore it does not have sovereign exposures. The expected level of alignment with and without sovereign bonds is the same.

To comply with the EU Taxonomy, the criteria for **fossil gas** include limitations on emissions and switching to fully renewable power or low-carbon fuels by the end of 2035. For **nuclear energy**, the criteria include comprehensive safety and waste management rules.

Enabling activities directly enable other activities to make a substantial contribution to an environmental objective.

Transitional activities are activities for which low-carbon alternatives are not yet available and among others have greenhouse gas emission levels corresponding to the best performance.

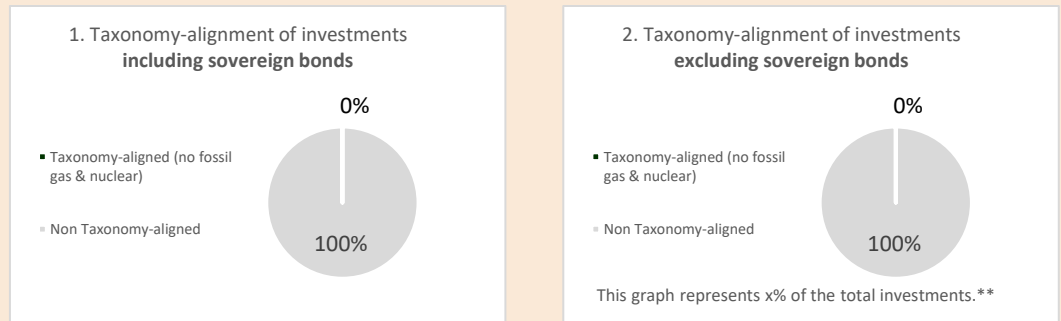
● **Does the financial product invest in fossil gas and/or nuclear energy related activities that comply with the EU Taxonomy⁶⁶?**

Yes:

In fossil gas In nuclear energy

No

The two graphs below show in green the minimum percentage of investments that are aligned with the EU Taxonomy. As there is no appropriate methodology to determine the Taxonomy-alignment of sovereign bonds, the first graph shows the Taxonomy alignment in relation to all the investments of the financial product including sovereign bonds, while the second graph shows the Taxonomy alignment only in relation to the investments of the financial product other than sovereign bonds.*



* For the purpose of these graphs, 'sovereign bonds' consist of all sovereign exposures
 ** As the investments are not Taxonomy-aligned, the exclusion of sovereign bonds has no impact on the graph and therefore no such percentage is shown here.

● **What is the minimum share of investments in transitional and enabling activities?**

0%.



What is the minimum share of sustainable investments with an environmental objective that are not aligned with the EU Taxonomy?

The Sub-fund intends to make sustainable investments, measured as positive scores via Robeco's SDG Framework. Among those could be investments with environmental objectives that do not qualify as Taxonomy-aligned. The Sub-fund commits to a minimum share of sustainable investments of 5% with an environmental objective because the Sub-fund's investment strategy does have a specific environmental investment objective. The environmental objectives of the Sub-fund are attained by investing in companies that score positively on SDG 12 (Responsible consumption and production), SDG 13 (Climate action), SDG 14 (Life below water), and SDG 15 (Life on land) in Robeco's SDG Framework. The sum of sustainable investments with an environmental objective and socially

⁶⁶ Fossil gas and/or nuclear related activities will only comply with the EU Taxonomy where they contribute to limiting climate change ("climate change mitigation") and do not significantly harm any EU Taxonomy objective - see explanatory note in the left hand margin. The full criteria for fossil gas and nuclear energy economic activities that comply with the EU Taxonomy are laid down in Commission Delegated Regulation (EU) 2022/1214.

 are sustainable investments with an environmental objective that **do not take into account the criteria** for environmentally sustainable economic activities under the EU Taxonomy.

sustainable investments always adds up to the Sub-fund's minimum proportion of 90% sustainable investments.



What is the minimum share of sustainable investments with a social objective?

The Sub-fund intends to make sustainable investments, measured as positive scores via Robeco's SDG Framework. The Sub-fund commits to a minimum share of socially sustainable investments of 45% because the Sub-fund's investment strategy does have a specific social investment objective. The social objectives of the Sub-fund are attained by investing in companies that score positively on SDG 1 (No poverty), SDG 2 (Zero hunger), SDG 3 (Good health and well-being), SDG 4 (Quality education), SDG 5 (Gender equality), SDG 6 (Clear water and sanitation), SDG 7 (Affordable and clean energy), SDG 8 (Decent work and economic growth), SDG 9 (Industry, innovation and infrastructure), SDG 10 (Reduced inequalities), SDG 11 (Sustainable cities and communities), SDG 16 (Peace, justice and strong institutions) and SDG 17 (Partnerships for the goals), in Robeco's SDG Framework. While the sum of socially sustainable investments and sustainable investments with an environmental objective always adds up to the Sub-fund's minimum proportion of 90% sustainable investments.



What investments are included under "#2 Not sustainable", what is their purpose and are there any minimum environmental or social safeguards?

The type of instruments included under "#2 Not Sustainable" and their purpose are outlined in Annex I of this Prospectus under the header 'Financial instruments and investment restrictions'. They include cash, cash equivalents, as well as investment funds and eligible asset classes (other than bonds and equities) that do not specifically promote E/S characteristics. As indicated above, the Sub-fund does not make use of derivatives to attain its sustainable objective. The Sub-fund may make use of derivatives for hedging and liquidity management. This includes the usage of derivatives to manage currency and market exposures in a cost-effective manner. For the management of currency exposure FX Forwards are allowed. The exchange traded derivatives linked to equity indices, such as equity index futures covering the market universe, are permitted for cash equitization. In case the Sub-fund uses such index market derivatives, these shall be temporary positions as defined by the investment restrictions. Where relevant, minimum environmental or social safeguards are taken into account by monitoring and performing suitability tests on index futures constituents following Robeco's Exclusion Policy.



Is a specific index designated as a reference benchmark to meet the sustainable investment objective?

Not applicable.

Reference benchmarks are indexes to measure whether the financial product attains the sustainable investment objective.



Where can I find more product specific information online?

More product-specific information can be found on the website:

<https://www.robeco.com/en-int/products/funds/>

- Robeco's PAI Statement can be accessed via the following link:
<https://www.robeco.com/files/docm/docu-principal-adverse-impact-statement-summary-entity-level.pdf>
- Robeco's Good Governance test can be accessed via the following link:
<https://www.robeco.com/files/docm/docu-robeco-good-governance-policy.pdf>
- Robeco's SDG framework
<https://www.robeco.com/docm/docu-robeco-explanation-sdg-framework.pdf>
- Robeco's sustainability risk policy
<https://www.robeco.com/files/docm/docu-robeco-sustainability-risk-policy.pdf>

m) Robeco Global Gender Equality

Pre-contractual disclosure for the financial products referred to in Article 8, paragraphs 1, 2 and 2a, of Regulation (EU) 2019/2088 and Article 6, first paragraph, of Regulation (EU) 2020/852

Product name: Robeco Global Gender Equality

Legal entity identifier: 213800FAEA843S2ACV24

Environmental and/or social characteristics

Does this financial product have a sustainable investment objective?

Yes

No

It will make a minimum of **sustainable investments with an environmental objective: ___%**

- in economic activities that qualify as environmentally sustainable under the EU Taxonomy
- in economic activities that do not qualify as environmentally sustainable under the EU Taxonomy

It will make a minimum of **sustainable investments with a social objective: ___%**

It **promotes Environmental/Social (E/S) characteristics** and while it does not have as its objective a sustainable investment, it will have a minimum proportion of 50% of sustainable investments

- with an environmental objective in economic activities that qualify as environmentally sustainable under the EU Taxonomy
- with an environmental objective in economic activities that do not qualify as environmentally sustainable under the EU Taxonomy
- with a social objective

It promotes E/S characteristics, but **will not make any sustainable investments**

Sustainable investment means an investment in an economic activity that contributes to an environmental or social objective, provided that the investment does not significantly harm any environmental or social objective and that the investee companies follow good governance practices.

The **EU Taxonomy** is a classification system laid down in Regulation (EU) 2020/852, establishing a list of **environmentally sustainable economic activities**. That Regulation does not include a list of socially sustainable economic activities. Sustainable investments with an environmental objective might be aligned with the Taxonomy or not.



What environmental and/or social characteristics are promoted by this financial product?

The Sub-fund has the following E/S characteristics:

1. The Sub-fund promotes investment in a portfolio that advances social impact by investing in gender equality leaders combined with sustainable business practices.
2. The Sub-fund promotes investment in a portfolio that contributes to the Sustainable Development Goals (SDGs).
3. The Sub-fund applies negative screening.
4. The Sub-fund promotes certain minimum environmental and social safeguards through applying exclusion criteria with regards to products and business practices that Robeco believes are detrimental to society and incompatible with sustainable investment strategies, such as exposure to controversial behaviour, controversial weapons, and fossil fuels.
5. The Sub-fund promotes adherence to and conducting business activities in accordance with the United Nations Universal Declaration of Human Rights, the International Labor Organization's (ILO) labor standards, the United Nations Guiding Principles for Business and Human Rights (UNGPs), the United Nations Global Compact (UNGC) and the OECD Guidelines for Multinational Enterprises.
6. The Sub-fund promotes good governance and sustainable corporate practices through proxy voting, which contributes to long-term shareholder value creation. This includes taking an active stance on social and environmental topics through Robeco's proxy voting policy.

There is no reference benchmark designated for the purpose of attaining the environmental or social characteristics promoted by the Sub-fund.

What sustainability indicators are used to measure the attainment of each of the environmental or social characteristics promoted by this financial product?

The Sub-fund has the following sustainability indicators:

1. The % of companies with a Gender Equality score below 50 as determined through the thematic universe methodology.
2. The number of companies with a positive or neutral SDG score.
3. The % of worst ESG performers excluded from the investment universe.
4. The % of investments in securities that are on Robeco's Exclusion list as result of the application of Robeco's Exclusion Policy.
5. The % of holdings that are in violation of the ILO standards, UNGPs, UNGC or OECD Guidelines for Multinational Enterprises.
6. The number of holdings and agenda items voted.

What are the objectives of the sustainable investments that the financial product partially intends to make and how does the sustainable investment contribute to such objectives?

The sustainable investments aim to contribute to the UN Sustainable Development Goals ("SDGs"), that have both social and environmental objectives. These are 17 goals that are globally recognised and include environmental goals such as climate action, clean water, life on land and water and social goals such as zero hunger, gender equality, education, etc. Robeco has developed a proprietary framework based on the UN SDGs through which an issuer's contribution to such SDGs is determined through a 3-step process. This process starts with a sector baseline on which a company's products are analysed to examine contribution to the society and environment. Further, the operational processes involved in creating such products is checked along with any controversies/litigation claims and remediation actions taken which are perused before a final SDG score is determined. The final score ranges between high negative (-3) to high positive (+3) and only those issuers which achieve positive SDG scores (+1, +2 and +3) are regarded as Sustainable Investments.

Sustainability indicators measure how the environmental or social characteristics promoted by the financial product are attained.

● ***How do the sustainable investments that the financial product partially intends to make, not cause significant harm to any environmental or social sustainable investment objective?***

The sustainable investments do no significant harm to any environmental or social sustainable investment objective by considering a principal adverse impact and aligning with the OECD Guidelines for Multinational Enterprises and the UN Guiding Principles on Business and Human Rights. In addition, sustainable investments score positively on Robeco's SDG Framework, and therefore do not cause significant harm.

How have the indicators for adverse impacts on sustainability factors been taken into account?

Mandatory principal adverse impact indicators are considered through Robeco's SDG Framework, either directly or indirectly, when identifying sustainable investments for the Sub-fund. In addition, voluntary environmental and social indicators are taken into account, depending on their relevance for measuring impacts on the SDGs and the availability of data. A detailed description of the incorporation of principal adverse impacts is available via Robeco's Principal Adverse Impact Statement published on the Robeco website (<https://www.robeco.com/files/docm/docu-principal-adverse-impact-statement-summary-entity-level.pdf>). In this statement, Robeco sets out its approach to identifying and prioritizing principal adverse impacts, and how principal adverse impacts are considered as part of Robeco's investment due diligence process and procedures relating to research and analysis, exclusions and restrictions and/or voting and engagement. This description also explains how principal adverse impact indicators are considered by the SDG Framework.

How are the sustainable investments aligned with the OECD Guidelines for Multinational Enterprises and the UN Guiding Principles on Business and Human Rights? Details:

The sustainable investments are aligned with the OECD Guidelines for Multinational Enterprises and the UN Guiding Principles on Business and Human Rights via both Robeco's Exclusion Policy and Robeco's SDG Framework.

Robeco's Exclusion Policy includes an explanation of how Robeco acts in accordance with the International Labor Organization (ILO) standards, United Nations Guiding Principles (UNGPs), United Nations Global Compact (UNGC) Principles and the Organization for Economic Co-operation and Development (OECD) Guidelines for Multinational Enterprises and is guided by these international treaties to assess the behavior of companies. Robeco continuously screens its investments for breaches of these principles. In case of a breach, the company will be excluded or engaged with, and is not considered a sustainable investment.

Robeco's SDG Framework screens for breaches on these principles in the final step of the framework. In this step, Robeco checks whether the company concerned has been involved in any controversies. Involvement in any controversy will result in a negative SDG score for the company, meaning it is not a sustainable investment.

The EU Taxonomy sets out a "do not significant harm" principle by which Taxonomy-aligned investments should not significantly harm EU Taxonomy objectives and is accompanied by specific EU criteria.

The "do no significant harm" principle applies only to those investments underlying the financial product that take into account the EU criteria for environmentally sustainable economic activities. The investments underlying the remaining portion of this financial product do not take into account the EU criteria for environmentally sustainable economic activities.

Any other sustainable investments must also not significantly harm any environmental or social objectives.



Does this financial product consider principal adverse impacts on sustainability factors?

Yes, _____

The Sub-fund considers principal adverse impacts on sustainability factors as referred to in Annex I of the SFDR Delegated Act.

Pre-investment, Robeco's SDG Framework assesses companies' positive and negative contributions to the Sustainable Development Goals (SDGs). Robeco's SDG Framework directly and/or indirectly screens companies on many of the topics considered by the PAI indicators.

Post-investment, the following principal adverse impacts on sustainability factors are taken into account:

- o Via the application of the voting policy, the following PAIs are considered:
 - All indicators related to GHG emissions (PAI 1-6, Table 1)
 - Indicators related to social and employee matters (PAI 10-13, Table 1; PAI 5-8, Table 3)
- o Via Robeco's entity engagement program, the following PAIs are considered:
 - All indicators related to Climate and other environment-related indicators (PAI 1-9, Table 1)
 - Violations of the UN Global Compact Principles and Organisation for Economic Cooperation and Development (OECD) Guidelines for Multinational Enterprises (PAI 10, Table 1). On an ongoing basis, the investment universe is scanned for controversial behavior in relation to the aforementioned principles and guidelines.
 - In addition, based on a yearly review of Robeco's performance on all mandatory and selected voluntary indicators, holdings of the Sub-fund that cause adverse impact might be selected for engagement.

More information is available via Robeco's Principal Adverse Impact Statement, published on Robeco's website. The Sub-fund will periodically report how it has considered the principal adverse impacts of its investments in the Company's annual report, which will be made available each year on or before 30 April at the Sub-fund page highlighted in final section of this document.

No

Principal adverse impacts are the most significant negative impacts of investment decisions on sustainability factors relating to environmental, social and employee matters, respect for human rights, anti-corruption and anti-bribery matters.



What investment strategy does this financial product follow?

Robeco Global Gender Equality is an actively managed fund that invests globally in companies that advance gender equality. The selection of these stocks is based on fundamental analysis as described in the Investment policy strategy paragraph in Appendix I of this Prospectus. The strategy integrates sustainability indicators on a continuous basis as part of the stock selection process. Amongst others, the Sub-fund applies norms-based and activity-based exclusions, Robeco's good governance policy, Robeco's SDG framework and considers Principal Adverse Impacts in the investment process. More product-specific information can be found on our website and the links provided in the final question of this disclosure.

The investment strategy guides investment decisions based on factors such as investment objectives and risk tolerance.

What are the binding elements of the investment strategy used to select the investments to attain each of the environmental or social characteristics promoted by this financial product?

The Sub-fund has the following binding elements:

1. The Sub-fund invests a minimum of 66.7% in companies with a Gender Equality score of 50 or higher.
2. The Sub-fund is solely invested in companies that hold a positive or neutral SDG score based on the internally developed SDG Framework.
3. The Sub-fund excludes the bottom 20% ranked companies on ESG from the investment universe.
4. The Sub-fund's portfolio complies with Robeco's Exclusion Policy (<https://www.robeco.com/files/docm/docu-exclusion-policy.pdf>), excluding investments in companies that are exposed to controversial behavior and controversial products. This means that the Sub-fund has 0% exposure to excluded securities, taking into account a grace period. Information with regards to the effects of the exclusions on the Sub-fund's universe can be found at <https://www.robeco.com/files/docm/docu-exclusion-list.pdf>.
5. The Sub-fund avoids investment in companies that are in breach of the ILO standards, UNGPs, UNGC or OECD Guidelines for Multinational Enterprises. Companies that breach the international norms will be excluded from the investment universe.
6. All equity holdings have a granted right to vote and Robeco exerts that right by voting according to Robeco's Proxy Voting Policy, unless impediments occur (e.g. share blocking or when not considered cost efficient). Robeco's Proxy Voting Policy can be found at <https://www.robeco.com/files/docm/docu-robeco-stewardship-policy.pdf>.

What is the committed minimum rate to reduce the scope of the investments considered prior to the application of that investment strategy?

The Sub-fund, as part of the negative screening process, the Sub-fund commits to a minimum rate of 20% reduction, resulting to excluding the lowest performing companies based on ESG metrics. More information in relation to methodology and data used, can be found at <https://www.robeco.com/docm/docu-robeco-sfdr-data-disclosures.pdf>.

What is the policy to assess good governance practices of the investee companies?

Robeco has a Good Governance policy to assess governance practices of companies. The policy describes how Robeco determines if and when a company does not follow good governance practices and is therefore excluded from the initial investment universe for Article 8 and 9 products. Robeco's Good Governance policy applies to the Sub-fund and tests on a set of governance criteria that reflect widely recognized industry established norms and include topics as employee relations, management structure, tax compliance and remuneration.

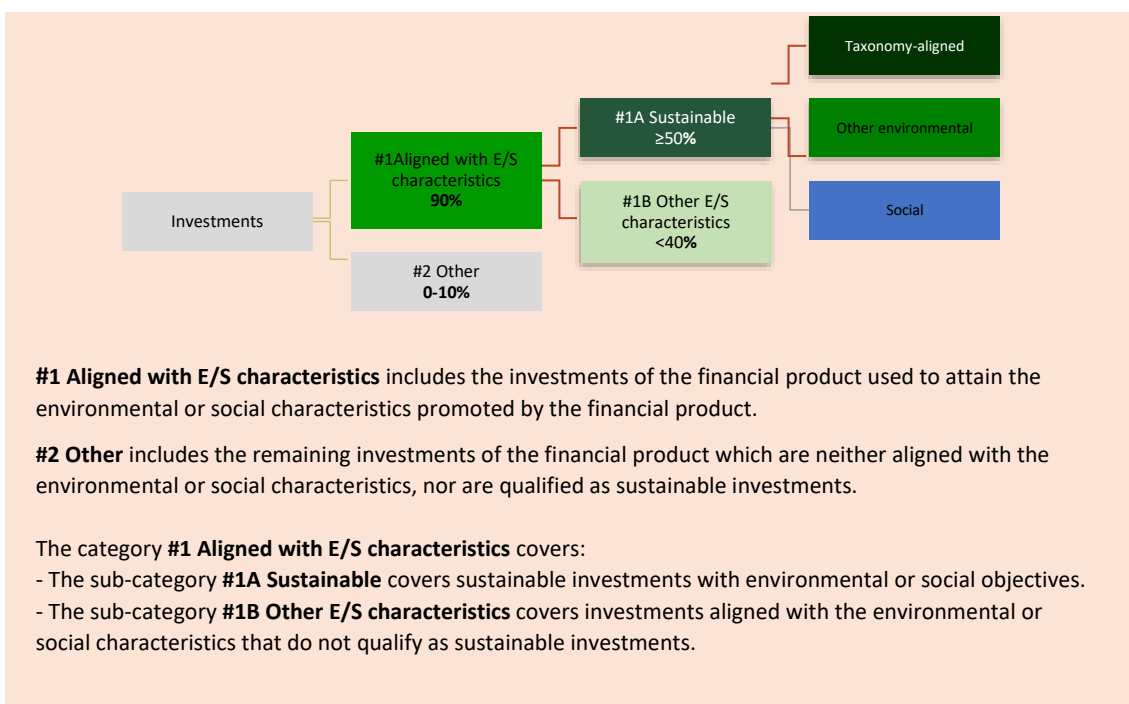
Good governance practices include sound management structures, employee relations, remuneration of staff and tax compliance.

The Good Governance test consists of criteria on such topics that are examined for investee companies and further explained in Robeco's Good Governance policy <https://www.robeco.com/files/docm/docu-robeco-good-governance-policy.pdf>. Additionally, the companies that do not pass the good governance test are reflected in the exclusion list that can be accessed here - <https://www.robeco.com/files/docm/docu-exclusion-list.pdf>.



What is the asset allocation planned for this financial product?

At least 90% of the investments are aligned with the E/S characteristics of the Sub-fund. The Sub-fund plans to make a minimum of 50% sustainable investments, measured by positive scores via Robeco's SDG Framework. The investments in the category Other, estimated between 0-10%, are mostly in cash, cash equivalents and derivatives as further described below. The planned asset allocation is monitored continuously, and evaluated on a yearly basis.



How does the use of derivatives attain the environmental or social characteristics promoted by the financial product?

The Sub-fund does not make use of derivatives to attain the environmental or social characteristics promoted by the financial product. The Sub-fund may make use of derivatives for hedging, liquidity management and efficient portfolio management as well as investment purposes. Exchange traded and over-the-counter derivatives are permitted, including but not limited to futures, swaps, options and currency forwards. Whilst the Sub-fund may use derivatives both for investment purposes as well as for hedging and efficient portfolio management, it does not utilize derivatives for such purposes outside the intended share of investments allocated to the 'Other' category.

In case the Sub-fund uses derivatives, the underlying shall comply with the investment policy. Where relevant, minimum environmental or social safeguards are taken into account as described below.

Asset allocation describes the share of investments in specific assets.

Taxonomy-aligned activities are expressed as a share of:

- **turnover** reflecting the share of revenue from green activities of investee companies
- **capital expenditure** (CapEx) showing the green investments made by investee companies, e.g. for a transition to a green economy.
- **operational expenditure** (OpEx) reflecting green operational activities of investee companies.



To what minimum extent are sustainable investments with an environmental objective aligned with the EU Taxonomy?

0%. The Sub-fund does not intend to make Taxonomy-aligned investments. It cannot be excluded that among the Sub-fund's holdings certain investments are Taxonomy aligned. The Sub-fund will report on Taxonomy-aligned investment in the periodic disclosures. In the future, once data-availability in relation to the EU Taxonomy will improve, Robeco might consider setting a target based on turnover or CAPEX. Robeco currently relies on third-party data, including data in relation to companies that do not disclose on the EU Taxonomy alignment of their activities. EU Taxonomy-alignment data is not yet subject to a review by third parties. The Sub-fund only makes investments in equity and therefore it does not have sovereign exposures. The expected level of alignment with and without sovereign bonds is the same.

To comply with the EU Taxonomy, the criteria for **fossil gas** include limitations on emissions and switching to renewable power or low-carbon fuels by the end of 2035. For **nuclear energy**, the criteria include comprehensive safety and waste management rules.

Enabling activities directly enable other activities to make a substantial contribution to an environmental objective.

Transitional activities are activities for which low-carbon alternatives are not yet available and among others have greenhouse gas emission levels corresponding to the best performance.

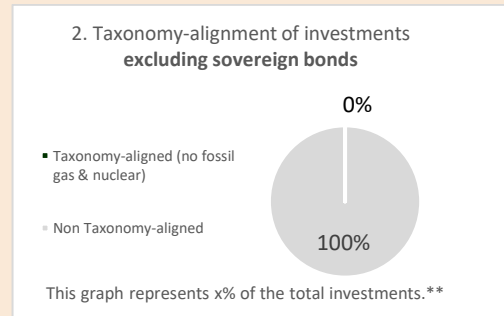
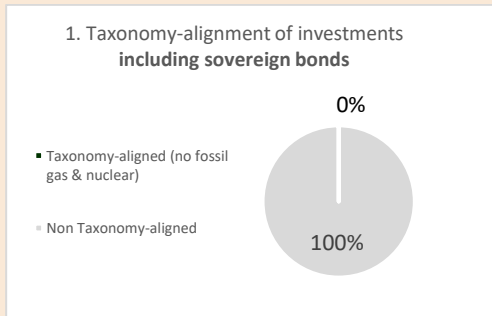
● **Does the financial product invest in fossil gas and/or nuclear energy related activities that comply with the EU Taxonomy?⁶⁷**

Yes

In fossil gas In nuclear energy

No

The two graphs below show in green the minimum percentage of investments that are aligned with the EU Taxonomy. As there is no appropriate methodology to determine the Taxonomy-alignment of sovereign bonds, the first graph shows the Taxonomy alignment in relation to all the investments of the financial product including sovereign bonds, while the second graph shows the Taxonomy alignment only in relation to the investments of the financial product other than sovereign bonds.*



* For the purpose of these graphs, 'sovereign bonds' consist of all sovereign exposures
 ** As the investments are not Taxonomy-aligned, the exclusion of sovereign bonds has no impact on the graph and therefore no such percentage is shown here.

● **What is the minimum share of investments in transitional and enabling activities?**

0%.

⁶⁷ Fossil gas and/or nuclear related activities will only comply with the EU Taxonomy where they contribute to limiting climate change ("climate change mitigation") and do not significantly harm any EU Taxonomy objective - see explanatory note in the left hand margin. The full criteria for fossil gas and nuclear energy economic activities that comply with the EU Taxonomy are laid down in Commission Delegated Regulation (EU) 2022/1214.



What is the minimum share of sustainable investments with an environmental objective that are not aligned with the EU Taxonomy?

The Sub-fund intends to make sustainable investments, measured as positive scores via Robeco's SDG Framework. Among those could be investments with environmental objectives that do not qualify as Taxonomy-aligned. The environmental objectives of the Sub-fund are attained by investing in companies that score positively on SDG 12 (Responsible consumption and production), SDG 13 (Climate action), SDG 14 (Life below water), and SDG 15 (Life on land) in Robeco's SDG Framework. While the sum of sustainable investments with an environmental objective and socially sustainable investments always adds up to the Sub-fund's minimum proportion of 50% sustainable investments, we do not commit to a minimum share of sustainable investments with an environmental objective because the Sub-fund's investment strategy does not have a specific environmental investment objective. Therefore, the minimum share of sustainable investments with an environmental objective is 0%.



What is the minimum share of socially sustainable investments?

The Sub-fund intends to make sustainable investments, measured as positive scores via Robeco's SDG Framework. Among those could be investments with social objectives. The social objectives of the Sub-fund are attained by investing in companies that score positively on SDG 1 (No poverty), SDG 2 (Zero hunger), SDG 3 (Good health and well-being), SDG 4 (Quality education), SDG 5 (Gender equality), SDG 6 (Clear water and sanitation), SDG 7 (Affordable and clean energy), SDG 8 (Decent work and economic growth), SDG 9 (Industry, innovation and infrastructure), SDG 10 (Reduced inequalities), SDG 11 (Sustainable cities and communities), SDG 16 (Peace, justice and strong institutions) and SDG 17 (Partnerships for the goals), in Robeco's SDG Framework. While the sum of socially sustainable investments and sustainable investments with an environmental objective always adds up to the Sub-fund's minimum proportion of sustainable investments, we do not commit to a minimum share of socially sustainable investments because the Sub-fund's investment strategy does not have a specific socially sustainable investment objective. Therefore, the minimum share of socially sustainable investments is 0%.



What investments are included under "#2 Other", what is their purpose and are there any minimum environmental or social safeguards?

The type of instruments included under "#2 Other" and their purpose are outlined in Annex I of this Prospectus under the header 'Financial instruments and investment restrictions'. They include cash, cash equivalents, as well as investment funds and eligible asset classes (other than bonds and equities) that do not specifically promote E/S characteristics. As indicated above, the Sub-fund does not make use of derivatives to attain the environmental or social characteristics promoted. The Sub-fund may make use of derivatives, which thus always fall under the category "#2 Other", for hedging, liquidity management and efficient portfolio management as well as investment purposes. Exchange traded and over-the-counter derivatives are permitted, including but not limited to futures, swaps, options and currency forwards. In case the Sub-fund uses derivatives, the underlying shall comply with the investment policy. Where relevant, minimum environmental or social safeguards are taken into account, by, for example, applying Robeco's Exclusion Policy for any single security derivative.



Is a specific index designated as a reference benchmark to determine whether this financial product is aligned with the environmental and/or social characteristics that it promotes?

Not applicable.

are sustainable investments with an environmental objective that do not take into account the criteria for environmentally sustainable economic activities under the EU Taxonomy.

Reference benchmarks are indexes to measure whether the financial

product attains the environmental or social characteristics that they promote.



Where can I find more product specific information online?

More product-specific information can be found on the website:

<https://www.robeco.com/en-int/products/funds/>

- Robeco's PAI Statement can be accessed via the following link:
<https://www.robeco.com/files/docm/docu-principal-adverse-impact-statement-summary-entity-level.pdf>
- Robeco's Good Governance test can be accessed via the following link:
<https://www.robeco.com/files/docm/docu-robeco-good-governance-policy.pdf>
- Robeco's SDG framework
<https://www.robeco.com/docm/docu-robeco-explanation-sdg-framework.pdf>
- Robeco's sustainability risk policy
<https://www.robeco.com/files/docm/docu-robeco-sustainability-risk-policy.pdf>

n) Robeco Next Digital Billion

Pre-contractual disclosure for the financial products referred to in Article 8, paragraphs 1, 2 and 2a, of Regulation (EU) 2019/2088 and Article 6, first paragraph, of Regulation (EU) 2020/852

Product name: Robeco Next Digital Billion

Legal entity identifier: 213800MRQK7VNZMYS210

Environmental and/or social characteristics

Does this financial product have a sustainable investment objective?

Yes

No

It will make a minimum of **sustainable investments with an environmental objective:** ___%

- in economic activities that qualify as environmentally sustainable under the EU Taxonomy
- in economic activities that do not qualify as environmentally sustainable under the EU Taxonomy

It will make a minimum of **sustainable investments with a social objective:** ___%

It promotes **Environmental/Social (E/S) characteristics** and while it does not have as its objective a sustainable investment, it will have a minimum proportion of 35% of sustainable investments

- with an environmental objective in economic activities that qualify as environmentally sustainable under the EU Taxonomy
- with an environmental objective in economic activities that do not qualify as environmentally sustainable under the EU Taxonomy
- with a social objective

It promotes E/S characteristics, but **will not make any sustainable investments**

Sustainable investment means an investment in an economic activity that contributes to an environmental or social objective, provided that the investment does not significantly harm any environmental or social objective and that the investee companies follow good governance practices.

The **EU Taxonomy** is a classification system laid down in Regulation (EU) 2020/852, establishing a list of **environmentally sustainable economic activities**. That Regulation does not include a list of socially sustainable economic activities. Sustainable investments with an environmental objective might be aligned with the Taxonomy or not.



What environmental and/or social characteristics are promoted by this financial product?

The Sub-fund has the following E/S characteristics:

1. The Sub-fund promotes certain minimum environmental and social safeguards through applying exclusion criteria with regards to products and business practices that Robeco believes are detrimental to society and incompatible with sustainable investment strategies, such as exposure to controversial behaviour, controversial weapons, and fossil fuels.
2. The Sub-fund promotes adherence to and conducting business activities in accordance with the United Nations Universal Declaration of Human Rights, the International Labor Organization's (ILO) labor standards, the United Nations Guiding Principles for Business and Human Rights (UNGPs), the United Nations Global Compact (UNGC) and the OECD Guidelines for Multinational Enterprises, by scrutinizing companies that violate these principles.
3. The Sub-fund promotes good governance and sustainable corporate practices through proxy voting, which contributes to long-term shareholder value creation. This includes taking an active stance on social and environmental topics through Robeco's proxy voting policy.
4. The Sub-fund limits investing in companies with an elevated sustainability risk based on ESG risk scores whereas all such investments require separate approval of a dedicated committee that oversees that all investments are substantiated and eligible based on a fundamental review on the sustainability risk.

There is no reference benchmark designated for the purpose of attaining the environmental or social characteristics promoted by the Sub-fund.

What sustainability indicators are used to measure the attainment of each of the environmental or social characteristics promoted by this financial product?

The Sub-fund has the following sustainability indicators:

1. The % of investments in securities that are on Robeco's Exclusion list as result of the application of Robeco's Exclusion Policy.
2. The number of companies that are in violation of the ILO standards, UNGPs, UNGC or OECD Guidelines for Multinational Enterprises and hence are a part of the Enhanced Engagement program.
3. The number of holdings and agenda items voted.
4. The % of holdings with an elevated sustainability risk profile.

What are the objectives of the sustainable investments that the financial product partially intends to make and how does the sustainable investment contribute to such objectives?

The sustainable investments aim to contribute to the UN Sustainable Development Goals ("SDGs"), that have both social and environmental objectives. These are 17 goals that are globally recognised and include environmental goals such as climate action, clean water, life on land and water and social goals such as zero hunger, gender equality, education, etc. Robeco has developed a proprietary framework based on the UN SDGs through which an issuer's contribution to such SDGs is determined through a 3-step process. This process starts with a sector baseline on which a company's products are analysed to examine contribution to the society and environment. Further, the operational processes involved in creating such products is checked along with any controversies/litigation claims and remediation actions taken which are perused before a final SDG score is determined. The final score ranges between high negative (-3) to high positive (+3) and only those issuers which achieve positive SDG scores (+1, +2 and +3) are regarded as Sustainable Investments.

Sustainability indicators measure how the environmental or social characteristics promoted by the financial product are attained.

How do the sustainable investments that the financial product partially intends to make, not cause significant harm to any environmental or social sustainable investment objective?

The sustainable investments do no significant harm to any environmental or social sustainable investment objective by considering a principal adverse impact and aligning with the OECD Guidelines for Multinational Enterprises and the UN Guiding Principles on Business and Human Rights. In addition, sustainable investments score positively on Robeco's SDG Framework, and therefore do not cause significant harm.

How have the indicators for adverse impacts on sustainability factors been taken into account?

Mandatory principal adverse impact indicators are considered through Robeco's SDG Framework, either directly or indirectly, when identifying sustainable investments for the Sub-fund. In addition, voluntary environmental and social indicators are taken into account, depending on their relevance for measuring impacts on the SDGs and the availability of data. A detailed description of the incorporation of principal adverse impacts is available via Robeco's Principal Adverse Impact Statement published on the Robeco website (<https://www.robeco.com/files/docm/docu-principal-adverse-impact-statement-summary-entity-level.pdf>). In this statement, Robeco sets out its approach to identifying and prioritizing principal adverse impacts, and how principal adverse impacts are considered as part of Robeco's investment due diligence process and procedures relating to research and analysis, exclusions and restrictions and/or voting and engagement. This description also explains how principal adverse impact indicators are considered by the SDG Framework.

How are the sustainable investments aligned with the OECD Guidelines for Multinational Enterprises and the UN Guiding Principles on Business and Human Rights? Details:

The sustainable investments are aligned with the OECD Guidelines for Multinational Enterprises and the UN Guiding Principles on Business and Human Rights via both Robeco's Exclusion Policy and Robeco's SDG Framework.

Robeco's Exclusion Policy includes an explanation of how Robeco acts in accordance with the International Labor Organization (ILO) standards, United Nations Guiding Principles (UNGPs), United Nations Global Compact (UNGC) Principles and the Organization for Economic Co-operation and Development (OECD) Guidelines for Multinational Enterprises and is guided by these international treaties to assess the behavior of companies. Robeco continuously screens its investments for breaches of these principles. In case of a breach, the company will be excluded or engaged with, and is not considered a sustainable investment.

Robeco's SDG Framework screens for breaches on these principles in the final step of the framework. In this step, Robeco checks whether the company concerned has been involved in any controversies. Involvement in any controversy will result in a negative SDG score for the company, meaning it is not a sustainable investment.

The EU Taxonomy sets out a "do not significant harm" principle by which Taxonomy-aligned investments should not significantly harm EU Taxonomy objectives and is accompanied by specific EU criteria.

The "do no significant harm" principle applies only to those investments underlying the financial product that take into account the EU criteria for environmentally sustainable economic activities. The investments underlying the remaining portion of this financial product do not take into account the EU criteria for environmentally sustainable economic activities.

Any other sustainable investments must also not significantly harm any environmental or social objectives.



Does this financial product consider principal adverse impacts on sustainability factors?

✘ Yes, _____

The Sub-fund considers principal adverse impacts on sustainability factors as referred to in Annex I of the SFDR Delegated Act.

Pre-investment, the following principal adverse impacts on sustainability factors are considered:

- Via the applied normative and activity-based exclusions, the following PAIs are considered:
 - Exposure to companies active in the fossil fuel sector (PAI 4, Table 1)
 - Violations of the UN Global Compact Principles and Organisation for Economic Cooperation and Development (OECD) Guidelines for Multinational Enterprises (PAI 10, Table 1)
 - Activities negatively affecting biodiversity-sensitive areas (PAI 7, Table 1). The consideration of this PAI is currently restricted to applying exclusions to palm oil producing companies and for any breaches to the UNGC, UNGP and OECD Guidelines for Multinational Enterprises in relation to biodiversity.
 - Exposure to controversial weapons (anti-personnel mines, cluster munitions, chemical weapons (PAI 14, Table 1)
- Via the ESG integration process, as part of the investment due diligence policies and procedures, the following PAIs are considered:
 - All indicators related to GHG emissions, as part of the required Climate Risk analysis (PAI 1-6, Table 1, PAI 4, Table 2)
 - Biodiversity, water and waste indicators (PAI 7-9, Table 1)
 - Board gender diversity (PAI 13, Table 1)

Post-investment, the following principal adverse impacts on sustainability factors are taken into account:

- Via the application of the voting policy, the following PAIs are considered:
 - All indicators related to GHG emissions (PAI 1-6, Table 1)

Principal adverse impacts are the most significant negative impacts of investment decisions on sustainability factors relating to environmental, social and employee matters, respect for human rights, anti-corruption and anti-bribery matters.

- Indicators related to social and employee matters (PAI 10-13, Table 1; PAI 5-8, Table 3)
- o Via Robeco's entity engagement program, the following PAIs are considered:
 - All indicators related to Climate and other environment-related indicators (PAI 1-9, Table 1)
 - Violations of the UN Global Compact Principles and Organisation for Economic Cooperation and Development (OECD) Guidelines for Multinational Enterprises (PAI 10, Table 1). On an ongoing basis, the investment universe is scanned for controversial behavior in relation to the aforementioned principles and guidelines.
 - In addition, based on a yearly review of Robeco's performance on all mandatory and selected voluntary indicators, holdings of the Sub-fund that cause adverse impact might be selected for engagement.

More information is available via Robeco's Principal Adverse Impact Statement, published on Robeco's website. The Sub-fund will periodically report how it has considered the principal adverse impacts of its investments in the Company's annual report, which will be made available each year on or before 30 April at the Sub-fund page highlighted in final section of this document.

No



What investment strategy does this financial product follow?

Robeco Next Digital Billion is an actively managed fund that invests in companies in emerging markets. The selection of these stocks is based on fundamental analysis as described in the Investment policy strategy paragraph in Appendix I of this Prospectus. The strategy integrates sustainability indicators on a continuous basis as part of the stock selection process. Amongst others, the Sub-fund applies norms-based and activity-based exclusions, Robeco's good governance policy, Robeco's SDG framework and considers Principal Adverse Impacts in the investment process. More product-specific information can be found on our website and the links provided in the final question of this disclosure.

The investment strategy guides investment decisions based on factors such as investment objectives and risk tolerance.

What are the binding elements of the investment strategy used to select the investments to attain each of the environmental or social characteristics promoted by this financial product?

The Sub-fund has the following binding elements:

1. The Sub-fund's portfolio complies with Robeco's Exclusion Policy (<https://www.robeco.com/files/docm/docu-exclusion-policy.pdf>), that is based on exclusion criteria with regards to products and business practices that Robeco believes are detrimental to society and incompatible with sustainable investment strategies. This means that the Sub-fund has 0% exposure to excluded securities, taking into account a grace period. Information with regards to the effects of the exclusions on the Sub-fund's universe can be found at <https://www.robeco.com/files/docm/docu-exclusion-list.pdf>.
2. The Sub-fund scrutinizes investment in companies that are in breach of the ILO standards, UNGPs, UNGC or OECD Guidelines for Multinational Enterprises. If a company in the portfolio breaches one of the international guidelines during the investment period, the company will become part of the Enhanced Engagement program.
3. All equity holdings have a granted right to vote and Robeco exerts that right by voting according to Robeco's Proxy Voting Policy, unless impediments occur (e.g. share blocking or when not considered cost efficient). Robeco's Proxy Voting Policy can be found at <https://www.robeco.com/files/docm/docu-robeco-stewardship-policy.pdf>.

4. Investments with an elevated sustainability risk are defined by Robeco as companies with an ESG Risk Rating of 40 and higher (the ESG Risk Rating is explained in the sustainability risk policy which can be accessed via <https://www.robeco.com/files/docm/docu-robeco-sustainability-risk-policy.pdf>). The Sub-fund is limited to a maximum exposure of 10% to investments with an elevated sustainability risk, based on the market weight in the portfolio taking into account regional differences and benchmark. Each investment with an ESG Risk rating of higher than 40 requires separate approval by a dedicated committee of sustainable investment specialists, compliance and risk management that oversees the bottom-up sustainability analysis.

● **What is the committed minimum rate to reduce the scope of the investments considered prior to the application of that investment strategy?**

The Sub-fund does not commit to a minimum rate to reduce the scope of investments prior to the application of the investment strategy.

● **What is the policy to assess good governance practices of the investee companies?**

Robeco has a Good Governance policy to assess governance practices of companies. The policy describes how Robeco determines if and when a company does not follow good governance practices and is therefore excluded from the initial investment universe for Article 8 and 9 products. Robeco's Good Governance policy applies to the Sub-fund and tests on a set of governance criteria that reflect widely recognized industry established norms and include topics as employee relations, management structure, tax compliance and remuneration.

The Good Governance test consists of criteria on such topics that are examined for investee companies and further explained in Robeco's Good Governance policy <https://www.robeco.com/files/docm/docu-robeco-good-governance-policy.pdf>. Additionally, the companies that do not pass the good governance test are reflected in the exclusion list that can be accessed here - <https://www.robeco.com/files/docm/docu-exclusion-list.pdf>.

Good governance practices include sound management structures, employee relations, remuneration of staff and tax compliance.



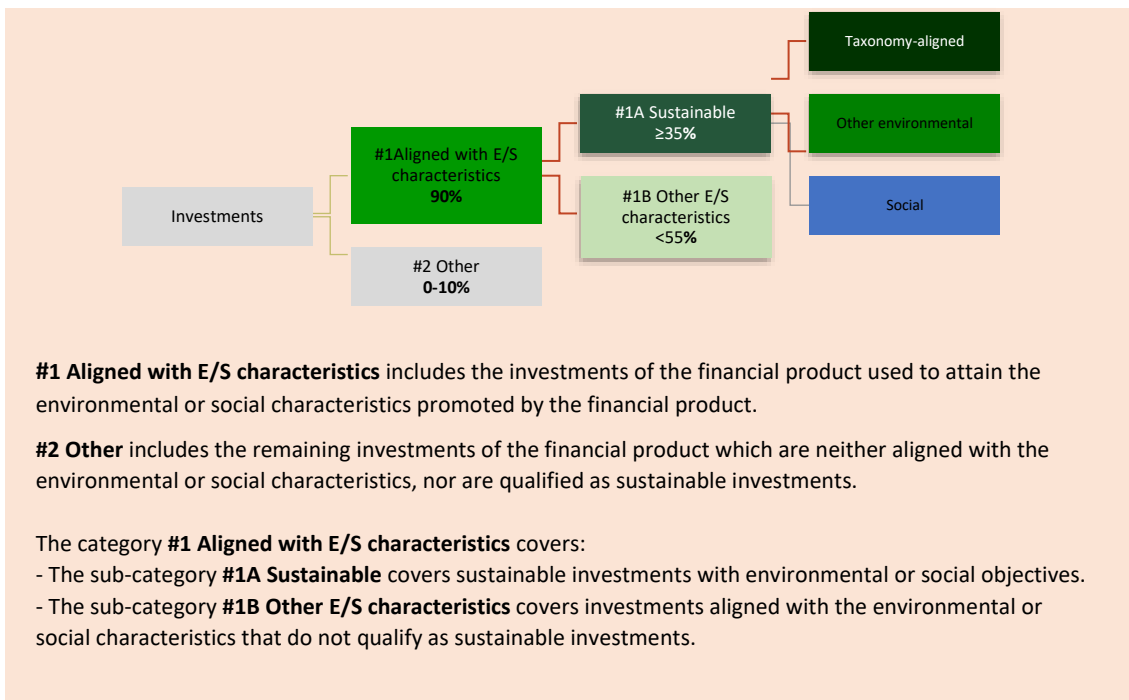
What is the asset allocation planned for this financial product?

At least 90% of the investments are aligned with the E/S characteristics of the Sub-fund. The Sub-fund plans to make a minimum of 35% sustainable investments, measured by positive scores via Robeco's SDG Framework. The investments in the category Other, estimated between 0-10%, are mostly in cash, cash equivalents and derivatives as further described below. The planned asset allocation is monitored continuously, and evaluated on a yearly basis.

Asset allocation describes the share of investments in specific assets.

Taxonomy-aligned activities are expressed as a share of:

- **turnover** reflecting the share of revenue from green activities of investee companies
- **capital expenditure** (CapEx) showing the green investments made by investee companies, e.g. for a transition to a green economy.
- **operational expenditure** (OpEx) reflecting green operational activities of investee companies.



● **How does the use of derivatives attain the environmental or social characteristics promoted by the financial product?**

The Sub-fund does not make use of derivatives to attain the environmental or social characteristics promoted by the financial product. The Sub-fund may make use of derivatives for hedging, liquidity management and efficient portfolio management as well as investment purposes. Exchange traded and over-the-counter derivatives are permitted, including but not limited to futures, swaps, options and currency forwards. Whilst the Sub-fund may use derivatives both for investment purposes as well as for hedging and efficient portfolio management, it does not utilize derivatives for such purposes outside the intended share of investments allocated to the 'Other' category. In case the Sub-fund uses derivatives, the underlying shall comply with the investment policy. Where relevant, minimum environmental or social safeguards are taken into account as described below.



To what minimum extent are sustainable investments with an environmental objective aligned with the EU Taxonomy?

0%. The Sub-fund does not intend to make Taxonomy-aligned investments. It cannot be excluded that among the Sub-fund's holdings certain investments are Taxonomy aligned. The Sub-fund will report on Taxonomy-aligned investment in the periodic disclosures. In the future, once data-availability in relation to the EU Taxonomy will improve, Robeco might consider setting a target based on turnover or CAPEX. Robeco currently relies on third-party data, including data in relation to companies that do not disclose on the EU Taxonomy alignment of their activities. EU Taxonomy-alignment data is not yet subject to a review by third parties. The Sub-fund only makes investments in equity and therefore it does not have sovereign exposures. The expected level of alignment with and without sovereign bonds is the same.

To comply with the EU Taxonomy, the criteria for **fossil gas** include limitations on emissions and switching to renewable power or low-carbon fuels by the end of 2035. For **nuclear energy**, the criteria include comprehensive safety and waste management rules.

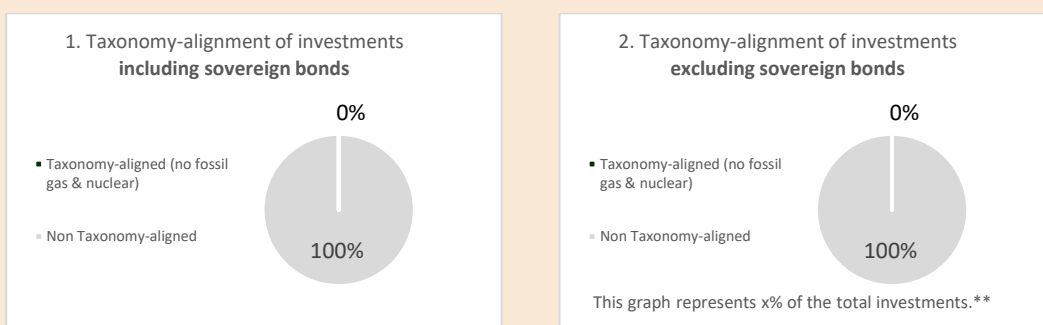
Enabling activities directly enable other activities to make a substantial contribution to an environmental objective.

Transitional activities are activities for which low-carbon alternatives are not yet available and among others have greenhouse gas emission levels corresponding to the best performance.

● **Does the financial product invest in fossil gas and/or nuclear energy related activities that comply with the EU Taxonomy?⁶⁸**

- Yes
 - In fossil gas
 - In nuclear energy
- No

The two graphs below show in green the minimum percentage of investments that are aligned with the EU Taxonomy. As there is no appropriate methodology to determine the Taxonomy-alignment of sovereign bonds, the first graph shows the Taxonomy alignment in relation to all the investments of the financial product including sovereign bonds, while the second graph shows the Taxonomy alignment only in relation to the investments of the financial product other than sovereign bonds.*



* For the purpose of these graphs, 'sovereign bonds' consist of all sovereign exposures
 ** As the investments are not Taxonomy-aligned, the exclusion of sovereign bonds has no impact on the graph and therefore no such percentage is shown here.

● **What is the minimum share of investments in transitional and enabling activities?**


0%.



What is the minimum share of sustainable investments with an environmental objective that are not aligned with the EU Taxonomy?

The Sub-fund intends to make sustainable investments, measured as positive scores via Robeco's SDG Framework. Among those could be investments with environmental objectives that do not qualify as Taxonomy-aligned. The environmental objectives of the Sub-fund are attained by investing in companies that score positively on SDG 12 (Responsible consumption and production), SDG 13 (Climate action), SDG 14 (Life below water), and SDG 15 (Life on land) in Robeco's SDG Framework. While the sum of sustainable investments with an environmental objective and socially sustainable investments always adds up to the Sub-fund's minimum proportion of 35% sustainable investments, we do not commit to a minimum share of sustainable investments with an environmental objective because the Sub-fund's investment strategy does not have a specific environmental investment objective. Therefore, the minimum share of sustainable investments with an environmental objective is 0%.

⁶⁸ Fossil gas and/or nuclear related activities will only comply with the EU Taxonomy where they contribute to limiting climate change ("climate change mitigation") and do not significantly harm any EU Taxonomy objective - see explanatory note in the left hand margin. The full criteria for fossil gas and nuclear energy economic activities that comply with the EU Taxonomy are laid down in Commission Delegated Regulation (EU) 2022/1214.

 are sustainable investments with an environmental objective that **do not take into account the criteria** for environmentally sustainable economic activities under the EU Taxonomy.



What is the minimum share of socially sustainable investments?

The Sub-fund intends to make sustainable investments, measured as positive scores via Robeco's SDG Framework. Among those could be investments with social objectives. The social objectives of the Sub-fund are attained by investing in companies that score positively on SDG 1 (No poverty), SDG 2 (Zero hunger), SDG 3 (Good health and well-being), SDG 4 (Quality education), SDG 5 (Gender equality), SDG 6 (Clean water and sanitation), SDG 7 (Affordable and clean energy), SDG 8 (Decent work and economic growth), SDG 9 (Industry, innovation and infrastructure), SDG 10 (Reduced inequalities), SDG 11 (Sustainable cities and communities), SDG 16 (Peace, justice and strong institutions) and SDG 17 (Partnerships for the goals), in Robeco's SDG Framework. While the sum of socially sustainable investments and sustainable investments with an environmental objective always adds up to the Sub-fund's minimum proportion of sustainable investments, we do not commit to a minimum share of socially sustainable investments because the Sub-fund's investment strategy does not have a specific socially sustainable investment objective. Therefore, the minimum share of socially sustainable investments is 0%.



What investments are included under "#2 Other", what is their purpose and are there any minimum environmental or social safeguards?

The type of instruments included under "#2 Other" and their purpose are outlined in Annex I of this Prospectus under the header 'Financial instruments and investment restrictions'. They include cash, cash equivalents, as well as investment funds and eligible asset classes (other than bonds and equities) that do not specifically promote E/S characteristics. As indicated above, the Sub-fund does not make use of derivatives to attain the environmental or social characteristics promoted. The Sub-fund may make use of derivatives, which thus always fall under the category "#2 Other", for hedging, liquidity management and efficient portfolio management as well as investment purposes. Exchange traded and over-the-counter derivatives are permitted, including but not limited to futures, swaps, options and currency forwards. In case the Sub-fund uses derivatives, the underlying shall comply with the investment policy. Where relevant, minimum environmental or social safeguards are taken into account, by, for example, applying Robeco's Exclusion Policy for any single security derivative.



Is a specific index designated as a reference benchmark to determine whether this financial product is aligned with the environmental and/or social characteristics that it promotes?

Not applicable.

Reference benchmarks are indexes to measure whether the financial product attains the environmental or social characteristics that they promote.



Where can I find more product specific information online?

More product-specific information can be found on the website:

<https://www.robeco.com/en-int/products/funds/>

- o Robeco's PAI Statement can be accessed via the following link:
<https://www.robeco.com/files/docm/docu-principal-adverse-impact-statement-summary-entity-level.pdf>

- Robeco's Good Governance test can be accessed via the following link:
<https://www.robeco.com/files/docm/docu-robeco-good-governance-policy.pdf>
- Robeco's SDG framework
<https://www.robeco.com/docm/docu-robeco-explanation-sdg-framework.pdf>
- Robeco's sustainability risk policy
<https://www.robeco.com/files/docm/docu-robeco-sustainability-risk-policy.pdf>

o) Robeco Biodiversity Equities

Pre-contractual disclosure for the financial products referred to in Article 9, paragraphs 1 to 4a, of Regulation (EU) 2019/2088 and Article 5, first paragraph, of Regulation (EU) 2020/852

Product name: Robeco Biodiversity Equities

Legal entity identifier: 213800YFIUFHGS8PLX94

Sustainable investment objective

Does this financial product have a sustainable investment objective?



Yes



No

It will make a minimum of **sustainable investments with an environmental objective: 10%**

- in economic activities that qualify as environmentally sustainable under the EU Taxonomy
- in economic activities that do not qualify as environmentally sustainable under the EU Taxonomy

It will make a minimum of **sustainable investments with a social objective: 40%**

It **promotes Environmental/Social (E/S) characteristics** and while it does not have as its objective a sustainable investment, it will have a minimum proportion of ___% of sustainable investments

- with an environmental objective in economic activities that qualify as environmentally sustainable under the EU Taxonomy
- with an environmental objective in economic activities that do not qualify as environmentally sustainable under the EU Taxonomy
- with a social objective

It promotes E/S characteristics, but **will not make any sustainable investments**

Sustainable investment means an investment in an economic activity that contributes to an environmental or social objective, provided that the investment does not significantly harm any environmental or social objective and that the investee companies follow good governance practices.

The **EU Taxonomy** is a classification system laid down in Regulation (EU) 2020/852, establishing a list of **environmentally sustainable economic activities**. That Regulation does not include a list of socially sustainable economic activities. Sustainable investments with an environmental objective might be aligned with the Taxonomy or not.



What is the sustainable investment objective of this financial product?

The sustainable investments of the Sub-fund aim to support the sustainable use of natural resources and ecosystem services, as well as technologies, products and services that help to reduce Biodiversity threats or restore natural habitats.

Sustainability indicators measure how the sustainable objectives of this financial product are attained.

The foregoing is implemented by mainly invested in companies that advance the following United Nations Sustainable Development Goals (UN SDGs): Good health and well-being (SDG 3), Industry, Innovation and infrastructure (SDG 9), Responsible consumption and production (SDG 12), Life below water (SDG 14) and Life on Land (SDG 15).

A part of the investments made by the Sub-fund contribute to the following environmental objectives of the Taxonomy regulation:

- Protection and restoration of biodiversity and ecosystems
- Sustainable use and protection of water and marine resources
- Pollution prevention and control

There is no reference benchmark designated for the purpose of attaining the sustainable objectives promoted by the Sub-fund.

● ***What sustainability indicators are used to measure the attainment of the sustainable investment objective of this financial product?***

The Sub-fund has the following sustainability indicators:

1. The number of companies with a positive or neutral SDG score.
2. The number of companies which are selected for engagement
3. The % of investments in securities that are on Robeco's Exclusion list as result of the application of Robeco's Exclusion Policy.
4. The % of holdings that are in violation of the ILO standards, UNGPs, UNGC or OECD Guidelines for Multinational Enterprises.
5. The number of holdings and agenda items voted.

● ***How do sustainable investments not cause significant harm to any environmental or social sustainable investment objective?***

The sustainable investments do no significant harm to any environmental or social sustainable investment objective by considering a principal adverse impact and aligning with the OECD Guidelines for Multinational Enterprises and the UN Guiding Principles on Business and Human Rights. In addition, sustainable investments score positively on Robeco's SDG Framework, and therefore do not cause significant harm.

How have the indicators for adverse impacts on sustainability factors been taken into account?

Mandatory principal adverse impact indicators are considered through Robeco's SDG Framework, either directly or indirectly, when identifying sustainable investments for the Sub-fund. In addition, voluntary environmental and social indicators are taken into account, depending on their relevance for measuring impacts on the SDGs and the availability of data. A detailed description of the incorporation of principal adverse impacts is available via Robeco's Principal Adverse Impact Statement published on the Robeco website (<https://www.robeco.com/files/docm/docu-principal-adverse-impact-statement-summary-entity-level.pdf>). In this statement, Robeco sets out its approach to identifying and prioritizing principal adverse impacts, and how principal adverse impacts are considered as part of Robeco's investment due diligence process and procedures relating to research and analysis, exclusions and restrictions and/or voting and engagement. This description also explains how principal adverse impact indicators are considered by the SDG Framework.

How are the sustainable investments aligned with the OECD Guidelines for Multinational Enterprises and the UN Guiding Principles on Business and Human Rights?

The sustainable investments are aligned with the OECD Guidelines for Multinational Enterprises and the UN Guiding Principles on Business and Human Rights via both Robeco’s Exclusion Policy and Robeco’s SDG Framework



Does this financial product consider principal adverse impacts on sustainability factors?

Yes, _____

The Sub-fund considers principal adverse impacts on sustainability factors as referred to in Annex I of the SFDR Delegated Act.

Pre-investment, Robeco’s SDG Framework assesses companies’ positive and negative contributions to the Sustainable Development Goals (SDGs). Robeco’s SDG Framework directly and/or indirectly screens companies on many of the topics considered by the PAI indicators.

Post-investment, the following principal adverse impacts on sustainability factors are taken into account:

- Via the application of the voting policy, the following PAIs are considered:
 - All indicators related to GHG emissions (PAI 1-6, Table 1)
 - Indicators related to social and employee matters (PAI 10-13, Table 1; PAI 5-8, Table 3)
- Via Robeco’s entity engagement program, the following PAIs are considered:
 - All indicators related to Climate and other environment-related indicators (PAI 1-9, Table 1)
 - Violations of the UN Global Compact Principles and Organisation for Economic Cooperation and Development (OECD) Guidelines for Multinational Enterprises (PAI 10, Table 1). On an ongoing basis, the investment universe is scanned for controversial behavior in relation to the aforementioned principles and guidelines.
 - In addition, based on a yearly review of Robeco’s performance on all mandatory and selected voluntary indicators, holdings of the Sub-fund that cause adverse impact might be selected for engagement.

More information is available via Robeco’s Principal Adverse Impact Statement, published on Robeco’s website. The Sub-fund will periodically report how it has considered the principal adverse impacts of its investments in the Company’s annual report, which will be made available each year on or before 30 April at the Sub-fund page highlighted in final section of this document.

No



What investment strategy does this financial product follow?

Robeco Biodiversity Equities is an actively managed fund that invests globally in companies that provide innovative materials and process technologies. The selection of these stocks is based on

Principal adverse impacts are the most significant negative impacts of investment decisions on sustainability factors relating to environmental, social and employee matters, respect for human rights, anti-corruption and anti-bribery matters.

The investment strategy guides investment decisions based on factors such as investment objectives and risk tolerance.

fundamental analysis as described in the Investment policy strategy paragraph in Appendix I of this Prospectus. The strategy integrates sustainability indicators on a continuous basis as part of the stock selection process. Amongst others, the Sub-fund applies norms-based and activity-based exclusions, Robeco's good governance policy, Robeco's SDG framework and considers Principal Adverse Impacts in the investment process. More product-specific information can be found on our website and the links provided in the final question of this disclosure.

What are the binding elements of the investment strategy used to select the investments to attain the sustainable investment objective?

The Sub-fund has the following binding elements:

1. The Sub-fund is solely invested in companies that hold a positive or allowed neutral SDG score based on the internally developed SDG Framework.
2. The Sub-fund will at least engage with a minimum of 20% of holdings on an annual basis which show potential for improvement on biodiversity footprint.
3. The Sub-fund's portfolio complies with Robeco's Exclusion Policy <https://www.robeco.com/files/docm/docu-exclusion-policy.pdf> excluding investments in companies that are exposed to controversial behavior and controversial products. This means that the Sub-fund has 0% exposure to excluded securities, taking into account a grace period. Information with regards to the impact of the exclusions on the Sub-fund's universe can be found at <https://www.robeco.com/files/docm/docu-exclusion-list.pdf>.
4. The Sub-fund avoids investment in companies that are in breach of the ILO standards, UNGPs, UNGC or OECD Guidelines for Multinational Enterprises. Companies that breach the international norms will be excluded from the investment universe.
5. All equity holdings have a granted right to vote and Robeco exerts that right by voting according to Robeco's Proxy Voting Policy, unless impediments occur (e.g. share blocking or when not considered cost efficient). Robeco's Proxy Voting Policy can be found at <https://www.robeco.com/files/docm/docu-robeco-stewardship-policy.pdf>.

What is the policy to assess good governance practices of the investee companies?

Robeco has a Good Governance policy to assess governance practices of companies. The policy describes how Robeco determines if and when a company does not follow good governance practices and is therefore excluded from the initial investment universe for Article 8 and 9 products. Robeco's Good Governance policy applies to the Sub-fund and tests on a set of governance criteria that reflect widely recognized industry established norms and include topics as employee relations, management structure, tax compliance and remuneration.

The Good Governance test consists of criteria on such topics that are examined for investee companies and further explained in Robeco's Good Governance policy <https://www.robeco.com/files/docm/docu-robeco-good-governance-policy.pdf>. Additionally, the companies that do not pass the good governance test are reflected in the exclusion list that can be accessed here - <https://www.robeco.com/files/docm/docu-exclusion-list.pdf>.

What is the asset allocation and the minimum share of sustainable investments?

The Sub-fund plans to make a minimum of 90% sustainable investments, with a minimum portion of 10% sustainable investments with an environmental objective and a minimum portion of 40% sustainable investments with a social objective, measured by positive scores or allowed neutrals, via Robeco's SDG Framework. The investments in the category non-sustainable, estimated between 0-10%, are in cash and cash equivalents. The planned asset allocation is monitored continuously, and evaluated on a yearly basis.

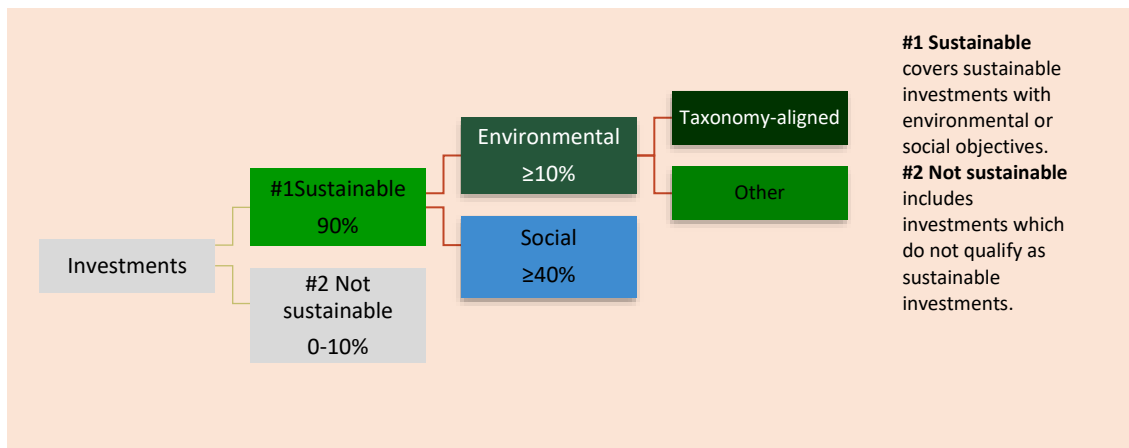
Good governance practices include sound management structures, employee relations, remuneration of staff and tax compliance.



Asset allocation describes the share of investments in specific assets.

Taxonomy-aligned activities are expressed as a share of:

- **turnover** reflecting the share of revenue from green activities of investee companies
- **capital expenditure** (CapEx) showing the green investments made by investee companies, e.g. for a transition to a green economy.
- **operational expenditure** (OpEx) reflecting green operational activities of investee companies



#1 Sustainable covers sustainable investments with environmental or social objectives. **#2 Not sustainable** includes investments which do not qualify as sustainable investments.

● **How does the use of derivatives attain the sustainable investment objective?**

The Sub-fund does not make use of derivatives to attain the sustainable objective promoted by the financial product. The Sub-fund may make use of derivatives for hedging and liquidity management. This includes the usage of derivatives to manage currency and market exposures in a cost-effective manner. To that purpose exchange traded and over-the-counter derivatives linked to equity indices and currencies are permitted.

In case the Sub-fund uses derivatives, the underlying shall comply with the investment policy. Where relevant, minimum environmental or social safeguards are taken into account.



To what minimum extent are sustainable investments with an environmental objective aligned with the EU Taxonomy?

The Sub-fund intends to contribute to the following environmental objectives under the EU Taxonomy:

- Protection and restoration of biodiversity and ecosystems
- Sustainable use and protection of water and marine resources
- Substantial contribution to the transition to a circular economy

The Sub-fund commits to a minimum share of 0% of Taxonomy-aligned activities. The Sub-fund intends to increase the minimum share of Taxonomy aligned activities for the Sub-fund once data availability in relation to the EU Taxonomy improves and stabilises.

The Sub-fund will report on Taxonomy-aligned investment in the periodic disclosures. In the future, once data-availability in relation to the EU Taxonomy will improve, Robeco might consider setting a target based on turnover or CAPEX. Robeco currently relies on third-party data in relation to the EU Taxonomy, including data in relation to companies that do not disclose on the EU Taxonomy alignment of their activities. EU Taxonomy-alignment data is not yet subject to a review by third parties. The Sub-fund only makes investments in equity and therefore it does not have sovereign exposures. The expected level of alignment with and without sovereign bonds is the same.

To comply with the EU Taxonomy, the criteria for **fossil gas** include limitations on emissions and switching to fully renewable power or low-carbon fuels by the end of 2035. For **nuclear energy**, the criteria include comprehensive safety and waste management rules.

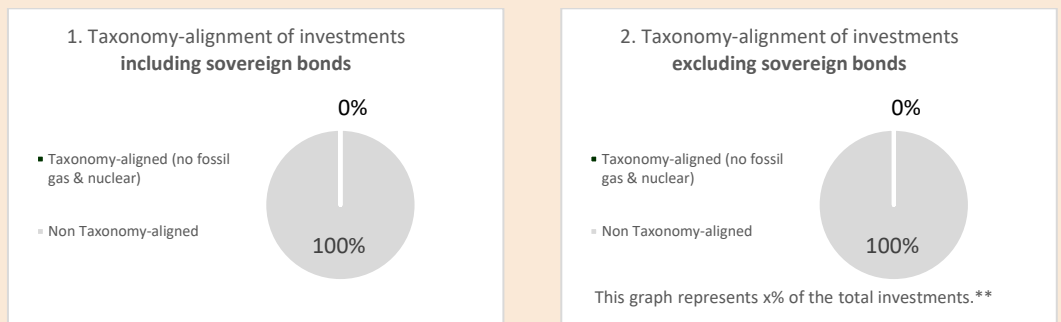
Enabling activities directly enable other activities to make a substantial contribution to an environmental objective.

Transitional activities are activities for which low-carbon alternatives are not yet available and among others have greenhouse gas emission levels corresponding to the best performance.

● **Does the financial product invest in fossil gas and/or nuclear energy related activities that comply with the EU Taxonomy⁶⁹?**

- Yes:
 - In fossil gas
 - In nuclear energy
- No

The two graphs below show in green the minimum percentage of investments that are aligned with the EU Taxonomy. As there is no appropriate methodology to determine the Taxonomy-alignment of sovereign bonds, the first graph shows the Taxonomy alignment in relation to all the investments of the financial product including sovereign bonds, while the second graph shows the Taxonomy alignment only in relation to the investments of the financial product other than sovereign bonds.*



* For the purpose of these graphs, 'sovereign bonds' consist of all sovereign exposures
 ** As the investments are not Taxonomy-aligned, the exclusion of sovereign bonds has no impact on the graph and therefore no such percentage is shown here.

● **What is the minimum share of investments in transitional and enabling activities?**


0%.



What is the minimum share of sustainable investments with an environmental objective that are not aligned with the EU Taxonomy?

The Sub-fund intends to make sustainable investments, measured as positive scores via Robeco's SDG Framework. Among those could be investments with environmental objectives that do not qualify as Taxonomy-aligned. The Sub-fund commits to a minimum share of sustainable investments of 10% with an environmental objective because the Sub-fund's investment strategy does have a specific environmental investment objective. The environmental objectives of the Sub-fund are attained by investing in companies that score positively on SDG 12 (Responsible consumption and production), SDG 13 (Climate action), SDG 14 (Life below water), and SDG 15 (Life on land) in Robeco's SDG Framework. The sum of sustainable investments with an environmental objective and socially sustainable investments always add up to the Sub-fund's minimum proportion of 90% sustainable investments.

⁶⁹ Fossil gas and/or nuclear related activities will only comply with the EU Taxonomy where they contribute to limiting climate change ("climate change mitigation") and do not significantly harm any EU Taxonomy objective - see explanatory note in the left hand margin. The full criteria for fossil gas and nuclear energy economic activities that comply with the EU Taxonomy are laid down in Commission Delegated Regulation (EU) 2022/1214.

 are sustainable investments with an environmental objective that do not take into account the criteria for environmentally sustainable economic activities under the EU Taxonomy.



What is the minimum share of sustainable investments with a social objective?

The Sub-fund intends to make sustainable investments, measured as positive scores via Robeco's SDG Framework. The Sub-fund commits to a minimum share of socially sustainable investments of 40% because the Sub-fund's investment strategy does have a specific social investment objective. The social objectives of the Sub-fund are attained by investing in companies that score positively on SDG 1 (No poverty), SDG 2 (Zero hunger), SDG 3 (Good health and well-being), SDG 4 (Quality education), SDG 5 (Gender equality), SDG 6 (Clear water and sanitation), SDG 7 (Affordable and clean energy), SDG 8 (Decent work and economic growth), SDG 9 (Industry, innovation and infrastructure), SDG 10 (Reduced inequalities), SDG 11 (Sustainable cities and communities), SDG 16 (Peace, justice and strong institutions) and SDG 17 (Partnerships for the goals), in Robeco's SDG Framework. The sum of socially sustainable investments and sustainable investments with an environmental objective always add up to the Sub-fund's minimum proportion of 90% sustainable investments.



What investments are included under "#2 Not sustainable", what is their purpose and are there any minimum environmental or social safeguards?

The type of instruments included under "#2 Not Sustainable" and their purpose are outlined in Annex I of this Prospectus under the header 'Financial instruments and investment restrictions'. They include cash, cash equivalents, as well as investment funds and eligible asset classes (other than bonds and equities) that do not specifically promote E/S characteristics. As indicated above, the Sub-fund does not make use of derivatives to attain its sustainable objective. The Sub-fund may make use of derivatives for hedging and liquidity management. This includes the usage of derivatives to manage currency and market exposures in a cost-effective manner. For the management of currency exposure FX Forwards are allowed. The exchange traded derivatives linked to equity indices, such as equity index futures covering the market universe, are permitted for cash equitization. In case the Sub-fund uses such index market derivatives, these shall be temporary positions as defined by the investment restrictions. Where relevant, minimum environmental or social safeguards are taken into account by monitoring and performing suitability tests on index futures constituents following Robeco's Exclusion Policy.



Is a specific index designated as a reference benchmark to meet the sustainable investment objective?

Not applicable.

Reference benchmarks are indexes to measure whether the financial product attains the sustainable investment objective.



Where can I find more product specific information online?

More product-specific information can be found on the website:

<https://www.robeco.com/en-int/products/funds/>

- o Robeco's PAI Statement can be accessed via the following link: <https://www.robeco.com/files/docm/docu-principal-adverse-impact-statement-summary-entity-level.pdf>

- Robeco's Good Governance test can be accessed via the following link:
<https://www.robeco.com/files/docm/docu-robeco-good-governance-policy.pdf>
- Robeco's SDG framework
<https://www.robeco.com/docm/docu-robeco-explanation-sdg-framework.pdf>
- Robeco's sustainability risk policy
<https://www.robeco.com/files/docm/docu-robeco-sustainability-risk-policy.pdf>

p) Robeco Global Climate Transition Equities

Pre-contractual disclosure for the financial products referred to in Article 8, paragraphs 1, 2 and 2a, of Regulation (EU) 2019/2088 and Article 6, first paragraph, of Regulation (EU) 2020/852

Product name: Robeco Global Climate Transition Equities

Legal entity identifier: 213800T59KJ3I92BUA65

Environmental and/or social characteristics

Does this financial product have a sustainable investment objective?

Yes

No

| | |
|---|--|
| <p><input type="checkbox"/> It will make a minimum of sustainable investments with an environmental objective: ___%</p> <ul style="list-style-type: none"> <input type="checkbox"/> in economic activities that qualify as environmentally sustainable under the EU Taxonomy <input type="checkbox"/> in economic activities that do not qualify as environmentally sustainable under the EU Taxonomy <p><input type="checkbox"/> It will make a minimum of sustainable investments with a social objective: ___%</p> | <p><input checked="" type="checkbox"/> It promotes Environmental/Social (E/S) characteristics and while it does not have as its objective a sustainable investment, it will have a minimum proportion of 50% of sustainable investments</p> <ul style="list-style-type: none"> <input type="checkbox"/> with an environmental objective in economic activities that qualify as environmentally sustainable under the EU Taxonomy <input checked="" type="checkbox"/> with an environmental objective in economic activities that do not qualify as environmentally sustainable under the EU Taxonomy <input checked="" type="checkbox"/> with a social objective <p><input type="checkbox"/> It promotes E/S characteristics, but will not make any sustainable investments</p> |
|---|--|

Sustainable investment means an investment in an economic activity that contributes to an environmental or social objective, provided that the investment does not significantly harm any environmental or social objective and that the investee companies follow good governance practices.

The **EU Taxonomy** is a classification system laid down in Regulation (EU) 2020/852, establishing a list of **environmentally sustainable economic activities**. That Regulation does not include a list of socially sustainable economic activities. Sustainable investments with an environmental objective might be aligned with the Taxonomy or not.



What environmental and/or social characteristics are promoted by this financial product?

The Sub-fund has the following E/S characteristics:

1. The Sub-fund promotes Transition-related Investments contributing to the goals of the Paris Agreement.
2. The Sub-fund promotes certain minimum environmental and social safeguards through applying exclusion criteria with regards to products and business practices that Robeco believes are detrimental to society and incompatible with sustainable investment strategies, such as exposure to controversial behavior, controversial weapons, and fossil fuels.

Sustainability indicators measure how the environmental or social characteristics promoted by the financial product are attained.

3. The Sub-fund promotes adherence to and conducting business activities in accordance with the United Nations Universal Declaration of Human Rights, the International Labor Organization's (ILO) labor standards, the United Nations Guiding Principles for Business and Human Rights (UNGPs), the United Nations Global Compact (UNGC) and the OECD Guidelines for Multinational Enterprises.
4. The Sub-fund promotes good governance and sustainable corporate practices through proxy voting, which contributes to long-term shareholder value creation. This includes taking an active stance on social and environmental topics through Robeco's proxy voting policy.
5. The Sub-fund limits investing in companies with an elevated sustainability risk based on ESG risk scores whereas all such investments require separate approval of a dedicated committee that oversees that all investments are substantiated and eligible based on a Sub-fundamental review on the sustainability risk.

There is no reference benchmark designated for the purpose of attaining the environmental or social characteristics promoted by the Sub-fund.

● ***What sustainability indicators are used to measure the attainment of each of the environmental or social characteristics promoted by this financial product?***

The Sub-fund has the following sustainability indicators:

1. The proportion of Transition-related Investments contributing to the goals of the Paris Agreement.
2. The % of investments in securities that are on Robeco's Exclusion list as result of the application of Robeco's Exclusion Policy.
3. The number of holdings that are in violation of the ILO standards, UNGPs, UNGC or OECD Guidelines for Multinational Enterprises and hence are a part of the Enhanced Engagement program.
4. The number of holdings and agenda items voted.
5. The % of holdings with an elevated sustainability risk profile.

● ***What are the objectives of the sustainable investments that the financial product partially intends to make and how does the sustainable investment contribute to such objectives?***

The sustainable investments aim to contribute to the UN Sustainable Development Goals ("SDGs"), that have both social and environmental objectives. These are 17 goals that are globally recognised and include environmental goals such as climate action, clean water, life on land and water and social goals such as zero hunger, gender equality, education, etc. Robeco has developed a proprietary framework based on the UN SDGs through which an issuer's contribution to such SDGs is determined through a 3-step process. This process starts with a sector baseline on which a company's products are analysed to examine contribution to the society and environment. Further, the operational processes involved in creating such products is checked along with any controversies/litigation claims and remediation actions taken which are perused before a final SDG score is determined. The final score ranges between high negative (-3) to high positive (+3) and only those issuers which achieve positive SDG scores (+1, +2 and +3) are regarded as Sustainable Investments. Investments in transition assets can, but do not per se need to be, sustainable investments.

● ***How do the sustainable investments that the financial product partially intends to make, not cause significant harm to any environmental or social sustainable investment objective?***

The sustainable investments do no significant harm to any environmental or social sustainable investment objective by considering a principal adverse impact and aligning with the OECD Guidelines for Multinational Enterprises and the UN Guiding Principles on Business and Human Rights. In addition, sustainable investments score positively on Robeco's SDG Framework, and therefore do not cause significant harm.

How have the indicators for adverse impacts on sustainability factors been taken into account?

Mandatory principal adverse impact indicators are considered through Robeco's SDG Framework, either directly or indirectly, when identifying sustainable investments for the Sub-fund. In addition, voluntary environmental and social indicators are taken into account, depending on their relevance for measuring impacts on the SDGs and the availability of data. A detailed description of the incorporation of principal adverse impacts is available via Robeco's Principal Adverse Impact Statement published on the Robeco website (<https://www.robeco.com/files/docm/docu-principal-adverse-impact-statement-summary-entity-level.pdf>). In this statement, Robeco sets out its approach to identifying and prioritizing principal adverse impacts, and how principal adverse impacts are considered as part of Robeco's investment due diligence process and procedures relating to research and analysis, exclusions and restrictions and/or voting and engagement. This description also explains how principal adverse impact indicators are considered by the SDG Framework.

How are the sustainable investments aligned with the OECD Guidelines for Multinational Enterprises and the UN Guiding Principles on Business and Human Rights? Details:

The sustainable investments are aligned with the OECD Guidelines for Multinational Enterprises and the UN Guiding Principles on Business and Human Rights via both Robeco's Exclusion Policy and Robeco's SDG Framework.

Robeco's Exclusion Policy includes an explanation of how Robeco acts in accordance with the International Labor Organization (ILO) standards, United Nations Guiding Principles (UNGPs), United Nations Global Compact (UNGC) Principles and the Organization for Economic Co-operation and Development (OECD) Guidelines for Multinational Enterprises and is guided by these international treaties to assess the behavior of companies. Robeco continuously screens its investments for breaches of these principles. In case of a breach, the company will be excluded or engaged with, and is not considered a sustainable investment.

Robeco's SDG Framework screens for breaches on these principles in the final step of the framework. In this step, Robeco checks whether the company concerned has been involved in any controversies. Involvement in any controversy will result in a negative SDG score for the company, meaning it is not a sustainable investment.

The EU Taxonomy sets out a "do not significant harm" principle by which Taxonomy-aligned investments should not significantly harm EU Taxonomy objectives and is accompanied by specific EU criteria.

The "do no significant harm" principle applies only to those investments underlying the financial product that take into account the EU criteria for environmentally sustainable economic activities. The investments underlying the remaining portion of this financial product do not take into account the EU criteria for environmentally sustainable economic activities.

Any other sustainable investments must also not significantly harm any environmental or social objectives.



Does this financial product consider principal adverse impacts on sustainability factors?

Yes, _____

The Sub-fund considers principal adverse impacts on sustainability factors as referred to in Annex I of the SFDR Delegated Act.

Pre-investment, the following principal adverse impacts on sustainability factors are considered:

- Via the applied normative and activity-based exclusions, the following PAIs are considered:
 - Exposure to companies active in the fossil fuel sector (PAI 4, Table 1)
 - Violations of the UN Global Compact Principles and Organisation for Economic Cooperation and Development (OECD) Guidelines for Multinational Enterprises (PAI 10, Table 1)
 - Activities negatively affecting biodiversity-sensitive areas (PAI 7, Table 1). The consideration of this PAI is currently restricted to applying exclusions to palm oil producing companies and for any breaches to the UNGC, UNGP and OECD Guidelines for Multinational Enterprises in relation to biodiversity.
 - Exposure to controversial weapons (anti-personnel mines, cluster munitions, chemical weapons (PAI 14, Table 1)
- Via the ESG integration process, as part of the investment due diligence policies and procedures, the following PAIs are considered:
 - All indicators related to GHG emissions, as part of the required Climate Risk analysis (PAI 1-6, Table 1, PAI 4, Table 2)
 - Biodiversity, water and waste indicators (PAI 7-9, Table 1)
 - Board gender diversity (PAI 13, Table 1)

Post-investment, the following principal adverse impacts on sustainability factors are taken into account:

- Via the application of the voting policy, the following PAIs are considered:
 - All indicators related to GHG emissions (PAI 1-6, Table 1)
 - Indicators related to social and employee matters (PAI 10-13, Table 1; PAI 5-8, Table 3)
- Via Robeco's entity engagement program, the following PAIs are considered:
 - All indicators related to Climate and other environment-related indicators (PAI 1-9, Table 1)
 - Violations of the UN Global Compact Principles and Organisation for Economic Cooperation and Development (OECD) Guidelines for Multinational Enterprises (PAI 10, Table 1). On an ongoing basis, the investment universe is scanned for controversial behavior in relation to the aforementioned principles and guidelines.
 - In addition, based on a yearly review of Robeco's performance on all mandatory and selected voluntary indicators, holdings of the Sub-fund that cause adverse impact might be selected for engagement.

More information is available via Robeco's Principal Adverse Impact Statement, published on Robeco's website. The Sub-fund will periodically report how it has considered the principal adverse impacts of its

Principal adverse impacts are the most significant negative impacts of investment decisions on sustainability factors relating to environmental, social and employee matters, respect for human rights, anti-corruption and anti-bribery matters.

investments in the Company's annual report, which will be made available each year on or before 30 April at the Sub-fund page highlighted in final section of this document.

No



What investment strategy does this financial product follow?

Robeco Global Climate Transition Equities is an actively managed Sub-fund that invests in stocks of companies in developed and emerging markets across the world. The selection of these stocks is based on fundamental analysis as described in the Investment policy strategy paragraph in Appendix I of this Prospectus. The strategy integrates sustainability indicators on a continuous basis as part of the stock selection process. Amongst others, the Sub-fund applies norms-based and activity-based exclusions, Robeco's good governance policy, Robeco's SDG framework and considers Principal Adverse Impacts in the investment process. More product-specific information can be found on our website and the links provided in the final question of this disclosure.

The investment strategy guides investment decisions based on factors such as investment objectives and risk tolerance.

What are the binding elements of the investment strategy used to select the investments to attain each of the environmental or social characteristics promoted by this financial product?

The Sub-fund has the following binding elements:

1. At least 80% is invested in Transition-related Investments contributing to the goals of the Paris Agreement.
2. The Sub-fund's portfolio complies with Robeco's Exclusion Policy (<https://www.robeco.com/files/docm/docu-exclusion-policy.pdf>), that is based on exclusion criteria with regards to products and business practices that Robeco believes are detrimental to society and incompatible with sustainable investment strategies, such as exposure to controversial behavior, controversial weapons, and fossil fuels. This means that the Sub-fund has 0% exposure to excluded securities, taking into account a grace period. Information with regards to the effects of the exclusions on the Sub-fund's universe can be found at <https://www.robeco.com/files/docm/docu-exclusion-list.pdf>.
3. The Sub-fund avoids investment in companies that are in breach of the ILO standards, UNGPs, UNGC or OECD Guidelines for Multinational Enterprises. Companies that breach these international norms will be excluded from the investment universe.
4. All equity holdings have a granted right to vote and Robeco exerts that right by voting according to Robeco's Proxy Voting Policy, unless impediments occur (e.g. share blocking). Robeco's Proxy Voting Policy can be found at <https://www.robeco.com/files/docm/docu-robeco-stewardship-policy.pdf>.
5. Investments with an elevated sustainability risk are defined by Robeco as companies with an ESG Risk Rating of 40 and higher (the ESG Risk Rating is explained in the sustainability risk policy which can be accessed via <https://www.robeco.com/docm/docu-robeco-sustainability-risk-policy.pdf>). The Sub-fund is limited to a maximum exposure of 5% to investments with an elevated sustainability risk, based on the market weight in the portfolio taking into account regional differences and Benchmark. Each investment with an ESG Risk rating of higher than 40 requires separate approval by a dedicated committee of sustainable investment specialists, compliance and risk management that oversees the bottom-up sustainability analysis.

What is the committed minimum rate to reduce the scope of the investments considered prior to the application of that investment strategy?

The Sub-fund does not commit to a minimum rate to reduce the scope of investments prior to the application of the investment strategy.

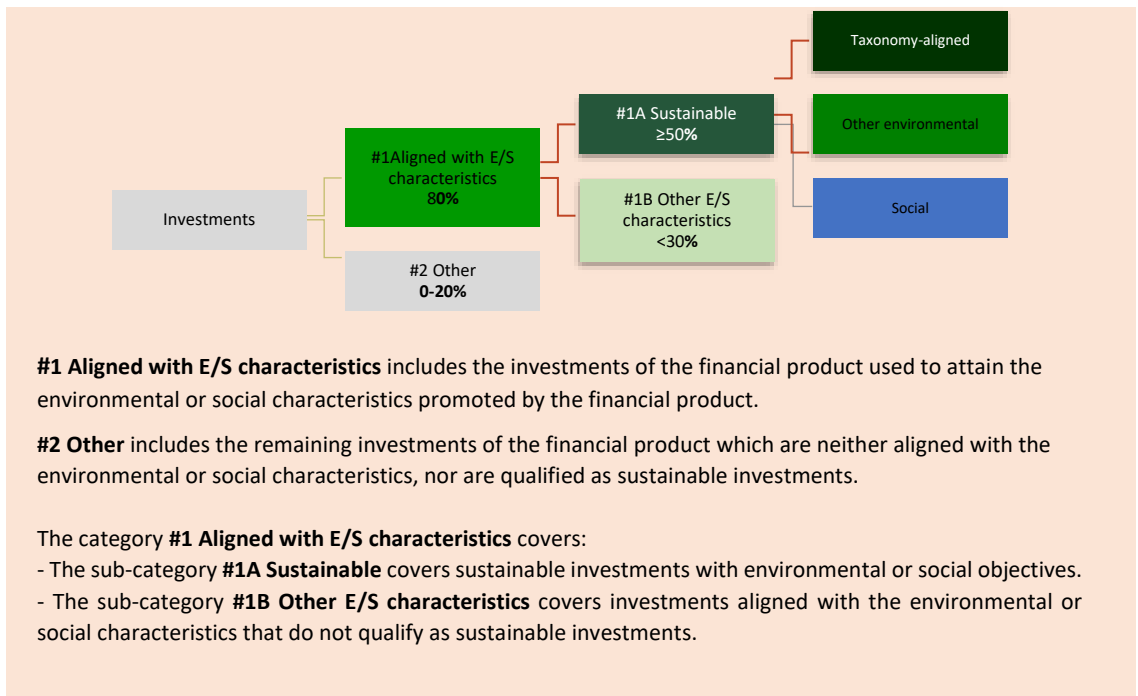
What is the policy to assess good governance practices of the investee companies?

Robeco has a Good Governance policy to assess governance practices of companies. The policy describes how Robeco determines if and when a company does not follow good governance practices and is therefore excluded from the initial investment universe for Article 8 and 9 products. Robeco's Good Governance policy applies to the Sub-fund and tests on a set of governance criteria that reflect widely recognized industry established norms and include topics as employee relations, management structure, tax compliance and remuneration.

The Good Governance test consists of criteria on such topics that are examined for investee companies and further explained in Robeco's Good Governance policy <https://www.robeco.com/files/docm/docu-robeco-good-governance-policy.pdf>. Additionally, the companies that do not pass the good governance test are reflected in the exclusion list that can be accessed here - <https://www.robeco.com/files/docm/docu-exclusion-list.pdf>.

What is the asset allocation planned for this financial product?

At least 80% of the investments are aligned with the E/S characteristics of the Sub-fund. The Sub-fund plans to make a minimum of 50% sustainable investments, measured by positive scores via Robeco's SDG Framework. The investments in the category Other, estimated between 0-20%, are mostly in cash, cash equivalents and derivatives as further described below. The planned asset allocation is monitored continuously, and evaluated on a yearly basis.



How does the use of derivatives attain the environmental or social characteristics promoted by the financial product?

The Sub-fund does not make use of derivatives to attain the environmental or social characteristics promoted by the financial product. The Sub-fund may make use of derivatives for hedging, liquidity management and efficient portfolio management as well as investment purposes. Exchange traded and over-the-counter derivatives are permitted, including but not limited to futures, swaps, options and currency forwards. Whilst the Sub-fund may use derivatives both for investment purposes as well as for

Good governance practices include sound management structures, employee relations, remuneration of staff and tax compliance.



Asset allocation describes the share of investments in specific assets.

Taxonomy-aligned activities are expressed as a share of:

- **turnover** reflecting the share of revenue from green activities of investee companies
- **capital expenditure** (CapEx) showing the green investments made by investee companies, e.g. for a transition to a green economy.
- **operational expenditure** (OpEx) reflecting green operational activities of investee companies.

hedging and efficient portfolio management, it does not utilize derivatives for such purposes outside the intended share of investments allocated to the 'Other' category.

In case the Sub-fund uses derivatives, the underlying shall comply with the investment policy. Where relevant, minimum environmental or social safeguards are taken into account as described below.



To what minimum extent are sustainable investments with an environmental objective aligned with the EU Taxonomy?

0%. The Sub-fund does not intend to make Taxonomy-aligned investments. It cannot be excluded that among the Sub-fund's holdings certain investments are Taxonomy aligned. The Sub-fund will report on Taxonomy-aligned investment in the periodic disclosures. In the future, once data-availability in relation to the EU Taxonomy will improve, Robeco might consider setting a target based on turnover or CAPEX. Robeco currently relies on third-party data, including data in relation to companies that do not disclose on the EU Taxonomy alignment of their activities. EU Taxonomy-alignment data is not yet subject to a review by third parties. The Sub-fund only makes investments in equity and therefore it does not have sovereign exposures. The expected level of alignment with and without sovereign bonds is the same.

To comply with the EU Taxonomy, the criteria for **fossil gas** include limitations on emissions and switching to renewable power or low-carbon fuels by the end of 2035. For **nuclear energy**, the criteria include comprehensive safety and waste management rules.

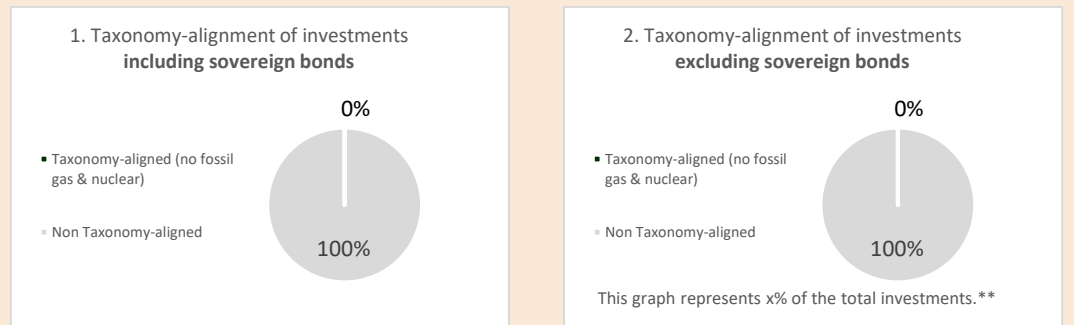
Enabling activities directly enable other activities to make a substantial contribution to an environmental objective.

Transitional activities are activities for which low-carbon alternatives are not yet available and among others have greenhouse gas

Does the financial product invest in fossil gas and/or nuclear energy related activities that comply with the EU Taxonomy?⁷⁰

- Yes
 - In fossil gas
 - In nuclear energy
- No

The two graphs below show in green the minimum percentage of investments that are aligned with the EU Taxonomy. As there is no appropriate methodology to determine the Taxonomy-alignment of sovereign bonds, the first graph shows the Taxonomy alignment in relation to all the investments of the financial product including sovereign bonds, while the second graph shows the Taxonomy alignment only in relation to the investments of the financial product other than sovereign bonds.*



* For the purpose of these graphs, 'sovereign bonds' consist of all sovereign exposures
 ** As the investments are not Taxonomy-aligned, the exclusion of sovereign bonds has no impact on the graph and therefore no such percentage is shown here.

⁷⁰ Fossil gas and/or nuclear related activities will only comply with the EU Taxonomy where they contribute to limiting climate change ("climate change mitigation") and do not significantly harm any EU Taxonomy objective - see explanatory note in the left hand margin. The full criteria for fossil gas and nuclear energy economic activities that comply with the EU Taxonomy are laid down in Commission Delegated Regulation (EU) 2022/1214.

emission levels corresponding to the best performance.

What is the minimum share of investments in transitional and enabling activities?

0%. The Sub-fund does not intend to make investments in transitional and enabling activities as defined under the EU Taxonomy. It cannot be excluded that among the Sub-fund's holdings certain investments, among which the investments in transition assets, are transitional or enabling activities as defined under the EU Taxonomy. The Sub-fund will report on these investments in the periodic disclosures.



What is the minimum share of sustainable investments with an environmental objective that are not aligned with the EU Taxonomy?

The Sub-fund intends to make sustainable investments, measured as positive scores via Robeco's SDG Framework. Among those could be investments with environmental objectives that do not qualify as Taxonomy-aligned. The environmental objectives of the Sub-fund are attained by investing in companies that score positively on SDG 12 (Responsible consumption and production), SDG 13 (Climate action), SDG 14 (Life below water), and SDG 15 (Life on land) in Robeco's SDG Framework. While the sum of sustainable investments with an environmental objective and socially sustainable investments always adds up to the Sub-fund's minimum proportion of 50% sustainable investments, we do not commit to a minimum share of sustainable investments with an environmental objective because the Sub-fund's investment strategy does not have a specific environmental investment objective.

Therefore, the minimum share of sustainable investments with an environmental objective is 0%. While investments in transition assets may have an environmental objective, these are not per se sustainable investments.



What is the minimum share of socially sustainable investments?

The Sub-fund intends to make sustainable investments, measured as positive scores via Robeco's SDG Framework. Among those could be investments with social objectives. The social objectives of the Sub-fund are attained by investing in companies that score positively on SDG 1 (No poverty), SDG 2 (Zero hunger), SDG 3 (Good health and well-being), SDG 4 (Quality education), SDG 5 (Gender equality), SDG 6 (Clean water and sanitation), SDG 7 (Affordable and clean energy), SDG 8 (Decent work and economic growth), SDG 9 (Industry, innovation and infrastructure), SDG 10 (Reduced inequalities), SDG 11 (Sustainable cities and communities), SDG 16 (Peace, justice and strong institutions) and SDG 17 (Partnerships for the goals), in Robeco's SDG Framework. While the sum of socially sustainable investments and sustainable investments with an environmental objective always adds up to the Sub-fund's minimum proportion of sustainable investments, we do not commit to a minimum share of socially sustainable investments because the Sub-fund's investment strategy does not have a specific socially sustainable investment objective.

Therefore, the minimum share of socially sustainable investments is 0%.



What investments are included under "#2 Other", what is their purpose and are there any minimum environmental or social safeguards?

The type of instruments included under "#2 Other" and their purpose are outlined in Annex I of this Prospectus under the header 'Financial instruments and investment restrictions'. They include cash, cash equivalents, as well as investment funds and eligible asset classes (other than bonds and equities) that do not specifically promote E/S characteristics. As indicated above, the Sub-fund does not make use of derivatives to attain the environmental or social characteristics promoted. The Sub-fund may make use of derivatives, which thus always fall under the category "#2 Other", for hedging, liquidity management and efficient portfolio management as well as investment purposes. Exchange traded and over-the-counter derivatives are permitted, including but not limited to futures, swaps, options and currency forwards. In case the Sub-fund uses derivatives, the underlying shall comply with the investment policy. Where relevant, minimum environmental or social safeguards are taken into account, by, for example, applying Robeco's Exclusion Policy for any single security derivative.

 are sustainable investments with an environmental objective that do not take into account the criteria for environmentally sustainable economic activities under the EU Taxonomy.



Is a specific index designated as a reference benchmark to determine whether this financial product is aligned with the environmental and/or social characteristics that it promotes?

Not applicable.

Reference benchmarks are indexes to measure whether the financial product attains the environmental or social characteristics that they promote.



Where can I find more product specific information online?

More product-specific information can be found on the website:

<https://www.robeco.com/en-int/products/funds/>

- Robeco's PAI Statement can be accessed via the following link:
<https://www.robeco.com/files/docm/docu-principal-adverse-impact-statement-summary-entity-level.pdf>
- Robeco's Good Governance test can be accessed via the following link:
<https://www.robeco.com/files/docm/docu-robeco-good-governance-policy.pdf>
- Robeco's SDG framework
<https://www.robeco.com/docm/docu-robeco-explanation-sdg-framework.pdf>
- Robeco's sustainability risk policy
<https://www.robeco.com/files/docm/docu-robeco-sustainability-risk-policy.pdf>

q) Robeco Fashion Engagement

Pre-contractual disclosure for the financial products referred to in Article 8, paragraphs 1, 2 and 2a, of Regulation (EU) 2019/2088 and Article 6, first paragraph, of Regulation (EU) 2020/852

Product name: Robeco Fashion Engagement

Legal entity identifier: 2138001KO5RJYHRY5H90

Environmental and/or social characteristics

Does this financial product have a sustainable investment objective?

Yes

No

It will make a minimum of **sustainable investments with an environmental objective: ___%**

- in economic activities that qualify as environmentally sustainable under the EU Taxonomy
- in economic activities that do not qualify as environmentally sustainable under the EU Taxonomy

It will make a minimum of **sustainable investments with a social objective: ___%**

It promotes **Environmental/Social (E/S) characteristics** and while it does not have as its objective a sustainable investment, it will have a minimum proportion of 30% of sustainable investments

- with an environmental objective in economic activities that qualify as environmentally sustainable under the EU Taxonomy
- with an environmental objective in economic activities that do not qualify as environmentally sustainable under the EU Taxonomy
- with a social objective

It promotes E/S characteristics, but **will not make any sustainable investments**

Sustainable investment means an investment in an economic activity that contributes to an environmental or social objective, provided that the investment does not significantly harm any environmental or social objective and that the investee companies follow good governance practices.

The **EU Taxonomy** is a classification system laid down in Regulation (EU) 2020/852, establishing a list of **environmentally sustainable economic activities**. That Regulation does not include a list of socially sustainable economic activities. Sustainable investments with an environmental objective might be aligned with the Taxonomy or not.



What environmental and/or social characteristics are promoted by this financial product?

The Sub-fund promotes the following E/S characteristics

1. The Sub-fund promotes structural changes in the fashion industry by engaging with companies on the industry's sustainability challenges. The companies are selected by showing potential and intention to address the industry's sustainability challenges and driving systemic change for the fashion industry.
2. The Sub-fund promotes certain minimum environmental and social safeguards through applying exclusion criteria with regards to products and business practices that Robeco believes are detrimental to society and incompatible with sustainable investment strategies, such as exposure to controversial behaviour, controversial weapons, and fossil fuels.
3. The Sub-fund promotes adherence to and conducting business activities in accordance with the United Nations Universal Declaration of Human Rights, the International Labor Organization's (ILO) labor standards, the United Nations Guiding Principles for Business and Human Rights (UNGPs), the United Nations Global Compact (UNGC) and the OECD Guidelines for Multinational Enterprises.
4. The Sub-fund promotes internationally accepted principles set by the International Corporate Governance Network (ICGN), and applies proxy voting in line with Robeco's Stewardship policy.
5. The Sub-fund promotes having a lower carbon footprint than that of the general market index referred to in Appendix VI Benchmarks (the "General Market Index").

There is no reference benchmark designated for the purpose of attaining the environmental or social characteristics promoted by the Sub-fund.

What sustainability indicators are used to measure the attainment of each of the environmental or social characteristics promoted by this financial product?

The Sub-fund has the following sustainability indicators:

1. The % of the portfolio value engaged with.
2. The % of investments in securities that are on Robeco's Exclusion list as result of the application of Robeco's Exclusion Policy.
3. The % of holdings that are in violation of the ILO standards, UNGPs, UNGC or OECD Guidelines for Multinational Enterprises.
4. The number of holdings and agenda items voted.
5. The Sub-fund promotes having a lower carbon footprint than the General Market Index.

What are the objectives of the sustainable investments that the financial product partially intends to make and how does the sustainable investment contribute to such objectives?

The sustainable investments aim to contribute to the UN Sustainable Development Goals ("SDGs"), that have both social and environmental objectives. These are 17 goals that are globally recognised and include environmental goals such as climate action, clean water, life on land and water and social goals such as zero hunger, gender equality, education, etc. Robeco has developed a proprietary framework based on the UN SDGs through which an issuer's contribution to such SDGs is determined through a 3-step process. This process starts with a sector baseline on which a company's products are analysed to examine contribution to the society and environment. Further, the operational processes involved in creating such products is checked along with any controversies/litigation claims and remediation actions taken which are perused before a final SDG score is determined. The final score ranges between high negative (-3) to high positive (+3) and only those issuers which achieve positive SDG scores (+1, +2 and +3) are regarded as Sustainable Investments.

Sustainability indicators measure how the environmental or social characteristics promoted by the financial product are attained.

● ***How do the sustainable investments that the financial product partially intends to make, not cause significant harm to any environmental or social sustainable investment objective?***

The sustainable investments do no significant harm to any environmental or social sustainable investment objective by considering a principal adverse impact and aligning with the OECD Guidelines for Multinational Enterprises and the UN Guiding Principles on Business and Human Rights. In addition, sustainable investments score positively on Robeco's SDG Framework, and therefore do not cause significant harm.

How have the indicators for adverse impacts on sustainability factors been taken into account?

Mandatory principal adverse impact indicators are considered through Robeco's SDG Framework, either directly or indirectly, when identifying sustainable investments for the Sub-fund. In addition, voluntary environmental and social indicators are taken into account, depending on their relevance for measuring impacts on the SDGs and the availability of data. A detailed description of the incorporation of principal adverse impacts is available via Robeco's Principal Adverse Impact Statement published on the Robeco website (<https://www.robeco.com/files/docm/docu-principal-adverse-impact-statement-summary-entity-level.pdf>). In this statement, Robeco sets out its approach to identifying and prioritizing principal adverse impacts, and how principal adverse impacts are considered as part of Robeco's investment due diligence process and procedures relating to research and analysis, exclusions and restrictions and/or voting and engagement. This description also explains how principal adverse impact indicators are considered by the SDG Framework.

How are the sustainable investments aligned with the OECD Guidelines for Multinational Enterprises and the UN Guiding Principles on Business and Human Rights? Details:

The sustainable investments are aligned with the OECD Guidelines for Multinational Enterprises and the UN Guiding Principles on Business and Human Rights via both Robeco's Exclusion Policy and Robeco's SDG Framework.

Robeco's Exclusion Policy includes an explanation of how Robeco acts in accordance with the International Labor Organization (ILO) standards, United Nations Guiding Principles (UNGPs), United Nations Global Compact (UNGC) Principles and the Organization for Economic Co-operation and Development (OECD) Guidelines for Multinational Enterprises and is guided by these international treaties to assess the behavior of companies. Robeco continuously screens its investments for breaches of these principles. In case of a breach, the company will be excluded or engaged with, and is not considered a sustainable investment.

Robeco's SDG Framework screens for breaches on these principles in the final step of the framework. In this step, Robeco checks whether the company concerned has been involved in any controversies. Involvement in any controversy will result in a negative SDG score for the company, meaning it is not a sustainable investment.

The EU Taxonomy sets out a "do not significant harm" principle by which Taxonomy-aligned investments should not significantly harm EU Taxonomy objectives and is accompanied by specific EU criteria.

The "do no significant harm" principle applies only to those investments underlying the financial product that take into account the EU criteria for environmentally sustainable economic activities. The investments underlying the remaining portion of this financial product do not take into account the EU criteria for environmentally sustainable economic activities.

Any other sustainable investments must also not significantly harm any environmental or social objectives.



Does this financial product consider principal adverse impacts on sustainability factors?

Yes, _____

The Sub-fund considers principal adverse impacts on sustainability factors as referred to in Annex I of the SFDR Delegated Act.

Pre-investment, the following principal adverse impacts on sustainability factors are considered:

- Via the applied normative and activity-based exclusions, the following PAIs are considered:
 - Exposure to companies active in the fossil fuel sector (PAI 4, Table 1)
 - Violations of the UN Global Compact Principles and Organisation for Economic Cooperation and Development (OECD) Guidelines for Multinational Enterprises (PAI 10, Table 1)
 - Activities negatively affecting biodiversity-sensitive areas (PAI 7, Table 1). The consideration of this PAI is currently restricted to applying exclusions to palm oil producing companies and for any breaches to the UNGC, UNGP and OECD Guidelines for Multinational Enterprises in relation to biodiversity.
 - Exposure to controversial weapons (anti-personnel mines, cluster munitions, chemical weapons (PAI 14, Table 1)

Post-investment, the following principal adverse impacts on sustainability factors are taken into account:

- Via the application of the voting policy, the following PAIs are considered:
 - All indicators related to GHG emissions (PAI 1-6, Table 1)
 - Indicators related to social and employee matters (PAI 10-13, Table 1; PAI 5-8, Table 3)
 - Via the Sub-fund's engagement program, different environmental and social PAIs may be considered, depending on the materiality to the investee company.

More information is available via Robeco's Principal Adverse Impact Statement, published on Robeco's website. The Sub-fund will periodically report how it has considered the principal adverse impacts of its investments in the Company's annual report, which will be made available each year on or before 30 April at the Sub-fund page highlighted in final section of this document.

No

Principal adverse impacts are the most significant negative impacts of investment decisions on sustainability factors relating to environmental, social and employee matters, respect for human rights, anti-corruption and anti-bribery matters.



What investment strategy does this financial product follow?

Robeco Fashion Engagement is an actively managed fund that invests in a concentrated selection of global stocks. Stock selection is based on fundamental analysis to invest in companies that are best able to have a clear and measurable improvement in their performance as per targets and key performance indicators defined over three to five years via active engagement, as described in the Investment policy strategy paragraph in Appendix I of this Prospectus. The strategy integrates sustainability indicators on a continuous basis as part of the stock selection process. Amongst others, the Sub-fund applies norms-based and activity-based exclusions, Robeco's good governance policy, Robeco's SDG framework and considers Principal Adverse Impacts in the investment process. More product-specific information can be found on our website and the links provided in the final question of this disclosure.

The investment strategy guides investment decisions based on factors such as investment objectives and risk tolerance.

What are the binding elements of the investment strategy used to select the investments to attain each of the environmental or social characteristics promoted by this financial product?

1. The Sub-fund actively engages with at least 80% of the value of the portfolio. In practice, the Sub-fund will engage all holdings of the portfolio, typically for a period of 3 to 5 years yet considers room for divestment after an engagement trajectory. Engagement trajectories are assessed annually, based on the progress of pre-determined objectives and targets. The pre-determined objectives and targets are determined by an internally developed framework, created to allow for an in-depth sustainability assessment specific to the fashion industry.
2. The Sub-fund's portfolio complies with Robeco's Exclusion Policy (<https://www.robeco.com/files/docm/docu-exclusion-policy.pdf>), that is based on exclusion criteria with regards to products and business practices that Robeco believes are detrimental to society and incompatible with sustainable investment strategies. This means that the Sub-fund has 0% exposure to excluded securities, taking into account a grace period. Information with regards to the effects of the exclusions on the Sub-fund's universe can be found at <https://www.robeco.com/files/docm/docu-exclusion-list.pdf>.
3. The Sub-fund avoids investment in companies that are in breach of the ILO standards, UNGPs, UNGC or OECD Guidelines for Multinational Enterprises. Companies that breach the international norms will be excluded from the investment universe.
4. All equity holdings have granted the right to vote and Robeco exerts that right by voting according to Robeco's Proxy Voting Policy, unless impediments occur (e.g. share blocking or when not considered cost efficient). Robeco's Proxy Voting Policy can be found at <https://www.robeco.com/files/docm/docu-robeco-stewardship-policy.pdf>.
5. The Sub-fund's weighted carbon footprint score is 20% better than that of the General Market Index.

What is the committed minimum rate to reduce the scope of the investments considered prior to the application of that investment strategy?

The Sub-fund does not commit to a minimum rate to reduce the scope of investments prior to the application of the investment strategy.

What is the policy to assess good governance practices of the investee companies?

Robeco has a Good Governance policy to assess governance practices of companies. The policy describes how Robeco determines if and when a company does not follow good governance practices and is therefore excluded from the initial investment universe for Article 8 and 9 products. Robeco's Good Governance policy applies to the Sub-fund and tests on a set of governance criteria that reflect widely recognized industry established norms and include topics as employee relations, management structure, tax compliance and remuneration.

The Good Governance test consists of criteria on such topics that are examined for investee companies and further explained in Robeco's Good Governance policy <https://www.robeco.com/files/docm/docu->

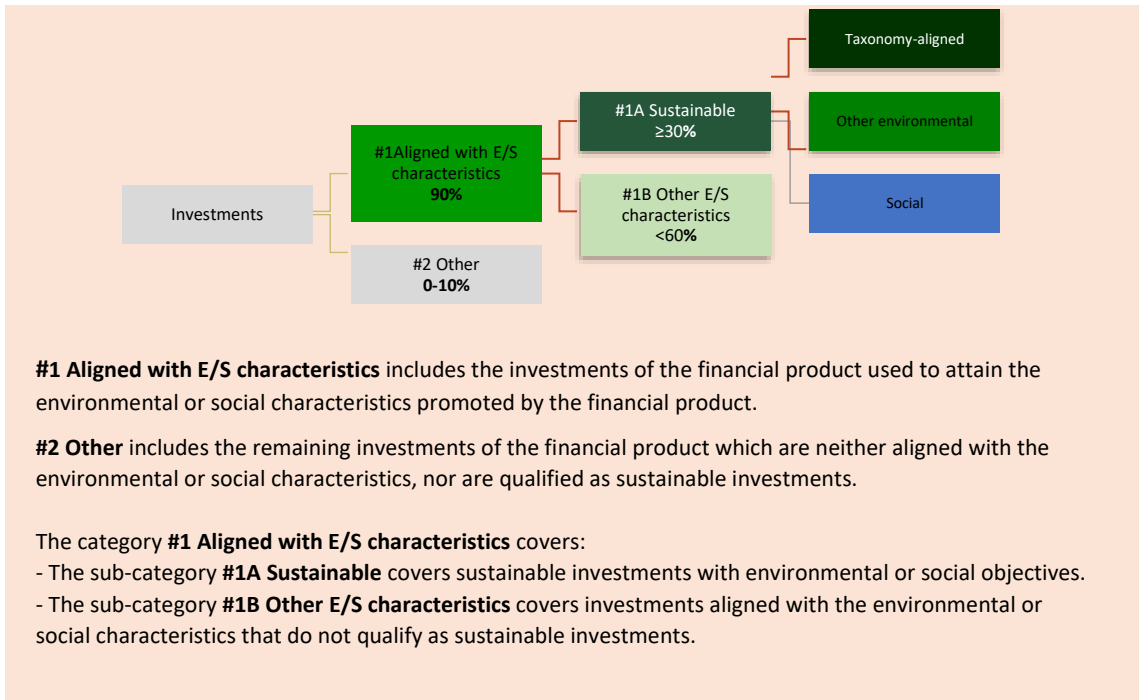
Good governance practices include sound management structures, employee relations, remuneration of staff and tax compliance.

[robeco-good-governance-policy.pdf](https://www.robeco.com/files/docm/docu-exclusion-list.pdf). Additionally, the companies that do not pass the good governance test are reflected in the exclusion list that can be accessed here - <https://www.robeco.com/files/docm/docu-exclusion-list.pdf>.



What is the asset allocation planned for this financial product?

At least 90% of the investments are aligned with the E/S characteristics of the Sub-fund. The Sub-fund plans to make a minimum of 30% sustainable investments, measured by either being positive scores via Robeco's SDG Framework. The investments in the category Other, estimated between 0-10%, are mostly in cash, cash equivalents and derivatives as further described below. The planned asset allocation is monitored continuously, and evaluated on a yearly basis.



How does the use of derivatives attain the environmental or social characteristics promoted by the financial product?

The Sub-fund does not make use of derivatives to attain the environmental or social characteristics promoted by the financial product. The Sub-fund may make use of derivatives for hedging, liquidity management and efficient portfolio management as well as investment purposes. Exchange traded and over-the-counter derivatives are permitted, including but not limited to futures, swaps, options and currency forwards. Whilst the Sub-fund may use derivatives both for investment purposes as well as for hedging and efficient portfolio management, it does not utilize derivatives for such purposes outside the intended share of investments allocated to the 'Other' category. In case the Sub-fund uses derivatives, the underlying shall comply with the investment policy. Where relevant, minimum environmental or social safeguards are taken into account as described below.

Asset allocation describes the share of investments in specific assets.

Taxonomy-aligned activities are expressed as a share of:

- **turnover** reflecting the share of revenue from green activities of investee companies
- **capital expenditure** (CapEx) showing the green investments made by investee companies, e.g. for a transition to a green economy.
- **operational expenditure** (OpEx) reflecting green operational activities of investee companies.



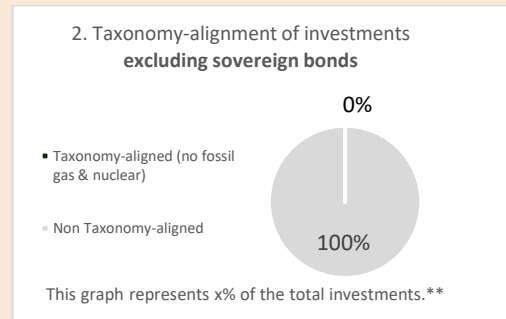
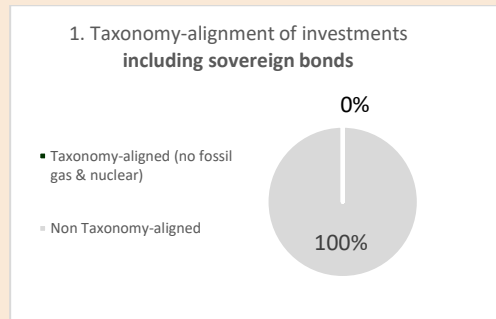
To what minimum extent are sustainable investments with an environmental objective aligned with the EU Taxonomy?

0%. The Sub-fund does not intend to make EU Taxonomy-aligned investments. It cannot be excluded that among the Sub-fund's holdings certain investments are EU Taxonomy aligned. The Sub-fund will report on EU Taxonomy-aligned investment in the periodic disclosures. In the future, once data-availability in relation to the EU Taxonomy will improve, Robeco might consider setting a target based on turnover or CAPEX. Robeco currently relies on third-party data in relation to the EU Taxonomy, including data in relation to companies that do not disclose on the EU Taxonomy alignment of their activities. EU Taxonomy-alignment data is not yet subject to a review by third parties. At this moment, the expected level of alignment with and without sovereign bonds is the same.

Does the financial product invest in fossil gas and/or nuclear energy related activities that comply with the EU Taxonomy?⁷¹

- Yes
 - In fossil gas
 - In nuclear energy
- No

The two graphs below show in green the minimum percentage of investments that are aligned with the EU Taxonomy. As there is no appropriate methodology to determine the Taxonomy-alignment of sovereign bonds, the first graph shows the Taxonomy alignment in relation to all the investments of the financial product including sovereign bonds, while the second graph shows the Taxonomy alignment only in relation to the investments of the financial product other than sovereign bonds.*



* For the purpose of these graphs, 'sovereign bonds' consist of all sovereign exposures

** As the investments are not Taxonomy-aligned, the exclusion of sovereign bonds has no impact on the graph and therefore no such percentage is shown here.

What is the minimum share of investments in transitional and enabling activities?

0%.

To comply with the EU Taxonomy, the criteria for **fossil gas** include limitations on emissions and switching to renewable power or low-carbon fuels by the end of 2035. For **nuclear energy**, the criteria include comprehensive safety and waste management rules.

Enabling activities directly enable other activities to make a substantial contribution to an environmental objective.

Transitional activities are activities for which low-carbon alternatives are not yet available and among others have greenhouse gas emission levels corresponding to the best performance.

⁷¹ Fossil gas and/or nuclear related activities will only comply with the EU Taxonomy where they contribute to limiting climate change ("climate change mitigation") and do not significantly harm any EU Taxonomy objective - see explanatory note in the left hand margin. The full criteria for fossil gas and nuclear energy economic activities that comply with the EU Taxonomy are laid down in Commission Delegated Regulation (EU) 2022/1214.



What is the minimum share of sustainable investments with an environmental objective that are not aligned with the EU Taxonomy?

The Sub-fund intends to make sustainable investments, measured as positive scores via Robeco's SDG Framework. Among those could be investments with environmental objectives that do not qualify as Taxonomy-aligned. The environmental objectives of the Sub-fund are attained by investing in companies that score positively on SDG 12 (Responsible consumption and production), SDG 13 (Climate action), SDG 14 (Life below water), and SDG 15 (Life on land) in Robeco's SDG Framework. While the sum of sustainable investments with an environmental objective and socially sustainable investments always adds up to the Sub-fund's minimum proportion of 30% sustainable investments, we do not commit to a minimum share of sustainable investments with an environmental objective because the Sub-fund's investment strategy does not have a specific environmental investment objective. Therefore, the minimum share of sustainable investments with an environmental objective is 0%.



What is the minimum share of socially sustainable investments?

The Sub-fund intends to make sustainable investments, measured as positive scores via Robeco's SDG Framework. Among those could be investments with social objectives. The social objectives of the Sub-fund are attained by investing in companies that score positively on SDG 1 (No poverty), SDG 2 (Zero hunger), SDG 3 (Good health and well-being), SDG 4 (Quality education), SDG 5 (Gender equality), SDG 6 (Clean water and sanitation), SDG 7 (Affordable and clean energy), SDG 8 (Decent work and economic growth), SDG 9 (Industry, innovation and infrastructure), SDG 10 (Reduced inequalities), SDG 11 (Sustainable cities and communities), SDG 16 (Peace, justice and strong institutions) and SDG 17 (Partnerships for the goals), in Robeco's SDG Framework. While the sum of socially sustainable investments and sustainable investments with an environmental objective always adds up to the Sub-fund's minimum proportion of sustainable investments, we do not commit to a minimum share of socially sustainable investments because the Sub-fund's investment strategy does not have a specific socially sustainable investment objective. Therefore, the minimum share of socially sustainable investments is 0%.



What investments are included under "#2 Other", what is their purpose and are there any minimum environmental or social safeguards?

The type of instruments included under "#2 Other" and their purpose are outlined in Annex I of this Prospectus under the header 'Financial instruments and investment restrictions'. They include cash, cash equivalents, as well as investment funds and eligible asset classes (other than bonds and equities) that do not specifically promote E/S characteristics. As indicated above, the Sub-fund does not make use of derivatives to attain the environmental or social characteristics promoted. The Sub-fund may make use of derivatives, which thus always fall under the category "#2 Other", for hedging, liquidity management and efficient portfolio management as well as investment purposes. Exchange traded and over-the-counter derivatives are permitted, including but not limited to futures, swaps, options and currency forwards. In case the Sub-fund uses derivatives, the underlying shall comply with the investment policy. Where relevant, minimum environmental or social safeguards are taken into account, by, for example, applying Robeco's Exclusion Policy for any single security derivative.



Is a specific index designated as a reference benchmark to determine whether this financial product is aligned with the environmental and/or social characteristics that it promotes?

Not applicable.

are sustainable investments with an environmental objective that do not take into account the criteria for environmentally sustainable economic activities under the EU Taxonomy.

Reference benchmarks are indexes to measure whether the financial

product attains the environmental or social characteristics that they promote.



Where can I find more product specific information online?

More product-specific information can be found on the website:

<https://www.robeco.com/en-int/products/funds/>

- Robeco's PAI Statement can be accessed via the following link:
<https://www.robeco.com/files/docm/docu-principal-adverse-impact-statement-summary-entity-level.pdf>
- Robeco's Good Governance test can be accessed via the following link:
<https://www.robeco.com/files/docm/docu-robeco-good-governance-policy.pdf>
- Robeco's SDG framework
<https://www.robeco.com/docm/docu-robeco-explanation-sdg-framework.pdf>
- Robeco's sustainability risk policy
<https://www.robeco.com/files/docm/docu-robeco-sustainability-risk-policy.pdf>

r) Robeco Gravis Digital Infrastructure Income

Pre-contractual disclosure for the financial products referred to in Article 8, paragraphs 1, 2 and 2a, of Regulation (EU) 2019/2088 and Article 6, first paragraph, of Regulation (EU) 2020/852

Product name: Robeco Gravis Digital Infrastructure Income

Legal entity identifier: 2138000C7UH4PTYER332

Environmental and/or social characteristics

Does this financial product have a sustainable investment objective?

Yes

No

It will make a minimum of **sustainable investments with an environmental objective: ___%**

- in economic activities that qualify as environmentally sustainable under the EU Taxonomy
- in economic activities that do not qualify as environmentally sustainable under the EU Taxonomy

It will make a minimum of **sustainable investments with a social objective: ___%**

It **promotes Environmental/Social (E/S) characteristics** and while it does not have as its objective a sustainable investment, it will have a minimum proportion of 35% of sustainable investments

- with an environmental objective in economic activities that qualify as environmentally sustainable under the EU Taxonomy
- with an environmental objective in economic activities that do not qualify as environmentally sustainable under the EU Taxonomy
- with a social objective

It promotes E/S characteristics, but **will not make any sustainable investments**

Sustainable investment means an investment in an economic activity that contributes to an environmental or social objective, provided that the investment does not significantly harm any environmental or social objective and that the investee companies follow good governance practices.

The **EU Taxonomy** is a classification system laid down in Regulation (EU) 2020/852, establishing a list of **environmentally sustainable economic activities**. That Regulation does not include a list of socially sustainable economic activities. Sustainable investments with an environmental objective might be aligned with the Taxonomy or not.



What environmental and/or social characteristics are promoted by this financial product?

Sustainability indicators measure how the environmental or social characteristics promoted by the financial product are attained.

The Sub-fund promotes the following E/S characteristics

1. The Sub-fund promotes certain minimum environmental and social safeguards through applying exclusion criteria with regards to products and business practices that Robeco believes are detrimental to society and incompatible with sustainable investment strategies, such as exposure to controversial behaviour, controversial weapons, and fossil fuels.
2. The Sub-fund promotes adherence to and conducting business activities in accordance with the United Nations Universal Declaration of Human Rights, the International Labor Organization's (ILO) labor standards, the United Nations Guiding Principles for Business and Human Rights (UNGPs), the United Nations Global Compact (UNGC) and the OECD Guidelines for Multinational Enterprises, by scrutinizing companies that violate these principles.
3. The Sub-fund promotes good governance and sustainable corporate practices through proxy voting, which contributes to long-term shareholder value creation. This includes taking an active stance on social and environmental topics through Robeco's proxy voting policy.
4. The Sub-fund limits investing in companies with an elevated sustainability risk based on ESG risk scores whereas all such investments require separate approval of a dedicated committee that oversees that all investments are substantiated and eligible based on a fundamental review on the sustainability risk.

There is no reference benchmark designated for the purpose of attaining the environmental or social characteristics promoted by the Sub-fund.

What sustainability indicators are used to measure the attainment of each of the environmental or social characteristics promoted by this financial product?

The Sub-fund has the following sustainability indicators:

1. The % of investments in securities that are on Robeco's Exclusion list as result of the application of Robeco's Exclusion policy.
2. The number of companies that are in violation of the ILO standards, UNGPs, UNGC or OECD Guidelines for Multinational Enterprises and hence are a part of the Enhanced Engagement program.
3. The number of holdings and agenda items voted.
4. The % of holdings with an elevated sustainability risk profile.

What are the objectives of the sustainable investments that the financial product partially intends to make and how does the sustainable investment contribute to such objectives?

The sustainable investments aim to contribute to the UN Sustainable Development Goals, that have both social and environmental objectives. Robeco uses its proprietary SDG Framework and related SDG scores to determine which issuers constitute a sustainable investment as referred to in art 2(17) SFDR. Positive SDG scores (+1, +2, +3) are regarded as sustainable investments.

How do the sustainable investments that the financial product partially intends to make, not cause significant harm to any environmental or social sustainable investment objective?

The sustainable investments do no significant harm to any environmental or social sustainable investment objective by considering a principal adverse impact and aligning with the OECD Guidelines for Multinational Enterprises and the UN Guiding Principles on Business and Human Rights. In addition,

sustainable investments score positively on Robeco's SDG Framework, and therefore do not cause significant harm.

How have the indicators for adverse impacts on sustainability factors been taken into account?

Mandatory principal adverse impact indicators are considered through Robeco's SDG Framework, either directly or indirectly, when identifying sustainable investments for the Sub-fund. In addition, voluntary environmental and social indicators are taken into account, depending on their relevance for measuring impacts on the SDGs and the availability of data. A detailed description of the incorporation of principal adverse impacts is available via Robeco's Principal Adverse Impact Statement published on the Robeco website (<https://www.robeco.com/files/docm/docu-principal-adverse-impact-statement-summary-entity-level.pdf>). In this statement, Robeco sets out its approach to identifying and prioritizing principal adverse impact, and how principal adverse impacts are considered as part of Robeco's investment due diligence process and procedures relating to research and analysis, exclusions and restrictions and/or voting and engagement. This description also explains how principal adverse impact indicators are considered by the SDG Framework.

How are the sustainable investments aligned with the OECD Guidelines for Multinational Enterprises and the UN Guiding Principles on Business and Human Rights? Details:

The sustainable investments are aligned with the OECD Guidelines for Multinational Enterprises and the UN Guiding Principles on Business and Human Rights via both Robeco's Exclusion Policy and Robeco's SDG Framework.

Robeco's Exclusion Policy includes an explanation of how Robeco acts in accordance with the International Labor Organization (ILO) standards, United Nations Guiding Principles (UNGPs), United Nations Global Compact (UNGC) Principles and the Organization for Economic Co-operation and Development (OECD) Guidelines for Multinational Enterprises and is guided by these international treaties to assess the behavior of companies. Robeco continuously screens its investments for breaches of these principles. In case of a breach, the company will be excluded or engaged with, and is not considered a sustainable investment.

Robeco's SDG Framework screens for breaches of these principles in the final step of the framework. In this step, Robeco checks whether the company concerned has been involved in any controversies. Involvement in any controversy will result in a negative SDG score for the company, meaning it is not a sustainable investment.

The EU Taxonomy sets out a "do not significant harm" principle by which Taxonomy-aligned investments should not significantly harm EU Taxonomy objectives and is accompanied by specific EU criteria.

The "do no significant harm" principle applies only to those investments underlying the financial product that take into account the EU criteria for environmentally sustainable economic activities. The investments underlying the remaining portion of this financial product do not take into account the EU criteria for environmentally sustainable economic activities.

Any other sustainable investments must also not significantly harm any environmental or social objectives.



Does this financial product consider principal adverse impacts on sustainability factors?

Yes, _____

The Sub-fund considers principal adverse impacts on sustainability factors as referred to in Annex I of the SFDR Delegated Act.

Pre-investment, the following principal adverse impacts on sustainability factors are considered:

- Via the applied normative and activity-based exclusions, the following PAIs are considered:
 - Exposure to companies active in the fossil fuel sector (PAI 4, Table 1)
 - Violations of the UN Global Compact Principles and Organisation for Economic Cooperation and Development (OECD) Guidelines for Multinational Enterprises (PAI 10, Table 1)
 - Activities negatively affecting biodiversity-sensitive areas (PAI 7, Table 1). The consideration of this PAI is currently restricted to applying exclusions to palm oil producing companies and for any breaches to the UNGC, UNGP and OECD Guidelines for Multinational Enterprises in relation to biodiversity.
 - Exposure to controversial weapons (anti-personnel mines, cluster munitions, chemical weapons (PAI 14, Table 1)

Post-investment, the following principal adverse impacts on sustainability factors are taken into account:

- Via the application of the voting policy, the following PAIs are considered:
 - All indicators related to GHG emissions (PAI 1-6, Table 1)
 - Indicators related to social and employee matters (PAI 10-13, Table 1; PAI 5-8, Table 3)
- Via Robeco's entity engagement program, the following PAIs are considered:
 - All indicators related to Climate and other environment-related indicators (PAI 1-9, Table 1)
 - Violations of the UN Global Compact Principles and Organisation for Economic Cooperation and Development (OECD) Guidelines for Multinational Enterprises (PAI 10, Table 1). On an ongoing basis, the investment universe is scanned for controversial behavior in relation to the aforementioned principles and guidelines.
 - In addition, based on a yearly review of Robeco's performance on all mandatory and selected voluntary indicators, holdings of the Sub-fund that cause adverse impact might be selected for engagement.

More information is available via Robeco's Principal Adverse Impact Statement, published on Robeco's website. The Sub-fund will periodically report how it has considered the principal adverse impacts of its investments in the Company's annual report, which will be made available each year on or before 30 April at the Sub-fund page highlighted in final section of this document.

No

Principal adverse impacts are the most significant negative impacts of investment decisions on sustainability factors relating to environmental, social and employee matters, respect for human rights, anti-corruption and anti-bribery matters.



What investment strategy does this financial product follow?

Robeco Gravis Digital Infrastructure Income is an actively managed fund that invests worldwide in securities from companies listed in developed markets. The selection of these stocks is based on fundamental analysis as described in the Investment policy strategy paragraph in Appendix I of this Prospectus. The strategy integrates sustainability indicators on a continuous basis as part of the stock selection process. Amongst others, the Sub-fund applies norms-based and activity-based exclusions, Robeco's good governance policy and considers Principal Adverse Impacts in the investment process.

The investment strategy guides investment decisions based on factors such as investment objectives and risk tolerance.

What are the binding elements of the investment strategy used to select the investments to attain each of the environmental or social characteristics promoted by this financial product?

The Sub-fund has the following binding elements:

1. The Sub-fund's portfolio complies with Robeco's Exclusion Policy (<https://www.robeco.com/files/docm/docu-exclusion-policy.pdf>), that is based on exclusion criteria with regards to products and business practices that Robeco believes are detrimental to society and incompatible with sustainable investment strategies. This means that the Sub-fund has 0% exposure to excluded securities, taking into account a grace period. Information with regards to the effects of the exclusions on the Sub-fund's universe can be found at <https://www.robeco.com/files/docm/docu-exclusion-list.pdf>.
2. The Sub-fund scrutinizes investment in companies that are in breach of the ILO standards, UNGPs, UNGC or OECD Guidelines for Multinational Enterprises. If a company in the portfolio breaches one of the international guidelines during the investment period, the company will become part of the Enhanced Engagement program.
3. All equity holdings have a granted right to vote and Robeco exerts that right by voting according to Robeco's Proxy Voting Policy, unless impediments occur (e.g. share blocking). Robeco's Proxy Voting Policy can be found at <https://www.robeco.com/files/docm/docu-robeco-stewardship-policy.pdf>.
4. Investments with an elevated sustainability risk are defined by Robeco as companies with an ESG Risk Rating of 40 and higher. The Sub-fund is limited to a maximum exposure of 3% to investments with an elevated sustainability risk, based on the market weight in the portfolio taking into account regional differences and benchmark. Each investment with an ESG Risk rating of higher than 40 requires separate approval by a dedicated committee of SI specialists, compliance and risk management that oversees the bottom-up sustainability analysis.

What is the committed minimum rate to reduce the scope of the investments considered prior to the application of that investment strategy?

The Sub-fund does not commit to a minimum rate to reduce the scope of investments prior to the application of the investment strategy.

What is the policy to assess good governance practices of the investee companies?

Robeco has a Good Governance policy to assess governance practices of companies. The policy describes how Robeco determines if and when a company does not follow good governance practices and is therefore excluded from the initial investment universe for Article 8 and 9 products. Robeco's Good Governance policy applies to the Sub-fund and tests on a set of governance criteria that reflect widely recognized industry- established norms and include topics as employee relations, management

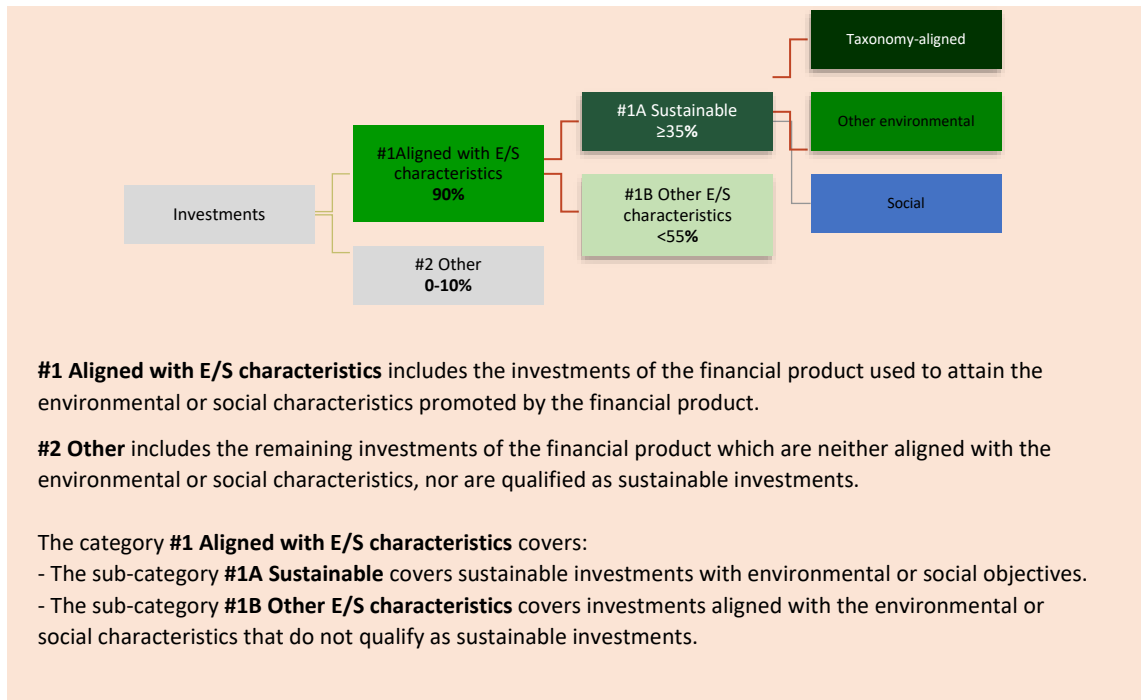
Good governance practices include sound management structures, employee relations, remuneration of staff and tax compliance.

structure, tax compliance and remuneration. A link to the good governance test is made available in the final section of this document.



What is the asset allocation planned for this financial product?

At least 90% of the investments are aligned with the E/S characteristics of the Sub-fund. The Sub-fund plans to make a minimum of 35% sustainable investments, measured by either being positive scores via Robeco's SDG Framework. The Sub-fund does not specifically target a minimum percentage of its sustainable investments with an environmental objective but it cannot be ruled out that sustainable investments may include those with an environmental objective. The investments in the category Other, estimated between 0-10%, are mostly in cash and cash equivalents. The planned asset allocation is monitored continuously, and evaluated on a yearly basis.



How does the use of derivatives attain the environmental or social characteristics promoted by the financial product?

The Sub-fund does not make use of derivatives to attain the environmental or social characteristics promoted by the financial product. The Sub-fund may make use of derivatives for both hedging, liquidity management and efficient portfolio management as well as investment purposes. Exchange traded and over-the-counter derivatives are permitted, including but not limited to futures, swaps, options and currency forwards. Whilst the Sub-fund may use derivatives both for investment purposes as well as for hedging and efficient portfolio management, it does not utilize derivatives for such purposes outside the intended share of investments allocated to the 'Other' category.

In case the Sub-fund uses derivatives, the underlying shall comply with the investment policy. Where relevant, minimum environmental or social safeguards are taken into account.



To what minimum extent are sustainable investments with an environmental objective aligned with the EU Taxonomy?

0%. The Sub-fund does not intend to make Taxonomy-aligned investments. It cannot be excluded that among the Sub-fund's holdings certain investments are Taxonomy aligned. The Sub-fund will report on

Asset allocation describes the share of investments in specific assets.

Taxonomy-aligned activities are expressed as a share of:

- **turnover** reflecting the share of revenue from green activities of investee companies
- **capital expenditure** (CapEx) showing the green investments made by investee companies, e.g. for a transition to a green economy.
- **operational expenditure** (OpEx) reflecting green operational activities of investee companies.

Taxonomy-aligned investment in the periodic disclosures. In the future, once data-availability in relation to the EU Taxonomy will improve, Robeco might consider setting a target based on turnover or CAPEX. Robeco currently relies on third-party data, including data in relation to companies that do not disclose on the EU Taxonomy alignment of their activities. EU Taxonomy-alignment data is not yet subject to a review by third parties. The Sub-fund only makes investments in equity and therefore it does not have sovereign exposures. The expected level of alignment with and without sovereign bonds is the same.

To comply with the EU Taxonomy, the criteria for **fossil gas** include limitations on emissions and switching to renewable power or low-carbon fuels by the end of 2035. For **nuclear energy**, the criteria include comprehensive safety and waste management rules.

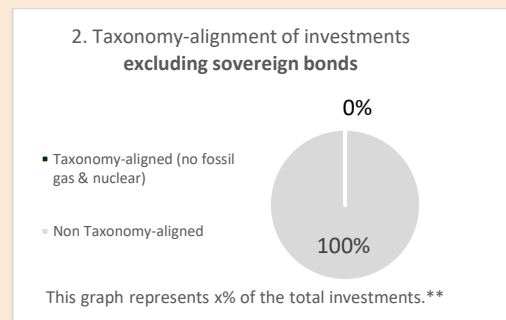
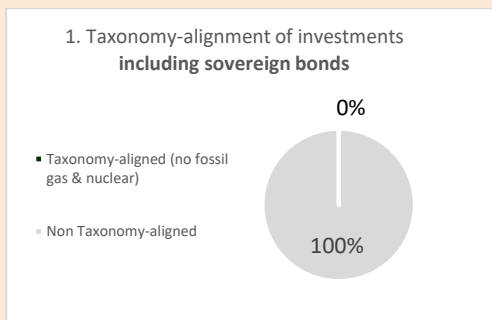
Enabling activities directly enable other activities to make a substantial contribution to an environmental objective.

Transitional activities are activities for which low-carbon alternatives are not yet available and among others have greenhouse gas emission levels corresponding to the best performance.

● **Does the financial product invest in fossil gas and/or nuclear energy related activities that comply with the EU Taxonomy?⁷²**

- Yes
 - In fossil gas
 - In nuclear energy
- No

The two graphs below show in green the minimum percentage of investments that are aligned with the EU Taxonomy. As there is no appropriate methodology to determine the Taxonomy-alignment of sovereign bonds, the first graph shows the Taxonomy alignment in relation to all the investments of the financial product including sovereign bonds, while the second graph shows the Taxonomy alignment only in relation to the investments of the financial product other than sovereign bonds.*



* For the purpose of these graphs, 'sovereign bonds' consist of all sovereign exposures

** As the investments are not Taxonomy-aligned, the exclusion of sovereign bonds has no impact on the graph and therefore no such percentage is shown here.

● **What is the minimum share of investments in transitional and enabling activities?**

0%.



What is the minimum share of sustainable investments with an environmental objective that are not aligned with the EU Taxonomy?

The Sub-fund intends to make sustainable investments, measured as positive scores via Robeco's SDG Framework. Among those could be investments with environmental objectives that do not qualify as Taxonomy-aligned. The environmental objectives of the Sub-fund are attained by investing in companies that score positively on SDG 12 (Responsible consumption and production), SDG 13 (Climate action), SDG 14 (Life below water), and SDG 15 (Life on land) in Robeco's SDG Framework. While the sum of

⁷² Fossil gas and/or nuclear related activities will only comply with the EU Taxonomy where they contribute to limiting climate change ("climate change mitigation") and do not significantly harm any EU Taxonomy objective - see explanatory note in the left hand margin. The full criteria for fossil gas and nuclear energy economic activities that comply with the EU Taxonomy are laid down in Commission Delegated Regulation (EU) 2022/1214.

sustainable investments with an environmental objective and socially sustainable investments always adds up to the Sub-fund's minimum proportion of 35% sustainable investments, we do not commit to a minimum share of sustainable investments with an environmental objective because the Sub-fund's investment strategy does not have a specific environmental investment objective. Therefore, the minimum share of sustainable investments with an environmental objective is 0%.



What is the minimum share of socially sustainable investments?

The Sub-fund intends to make sustainable investments, measured as positive scores via Robeco's SDG Framework. Among those could be investments with social objectives. The social objectives of the Sub-fund are attained by investing in companies that score positively on SDG 1 (No poverty), SDG 2 (Zero hunger), SDG 3 (Good health and well-being), SDG 4 (Quality education), SDG 5 (Gender equality), SDG 6 (Clear water and sanitation), SDG 7 (Affordable and clean energy), SDG 8 (Decent work and economic growth), SDG 9 (Industry, innovation and infrastructure), SDG 10 (Reduced inequalities), SDG 11 (Sustainable cities and communities), SDG 16 (Peace, justice and strong institutions) and SDG 17 (Partnerships for the goals), in Robeco's SDG Framework. While the sum of socially sustainable investments and sustainable investments with an environmental objective always adds up to the Sub-fund's minimum proportion of sustainable investments, we do not commit to a minimum share of socially sustainable investments because the Sub-fund's investment strategy does not have a specific socially sustainable investment objective. Therefore, the minimum share of socially sustainable investments is 0%.




What investments are included under "#2 Other", what is their purpose and are there any minimum environmental or social safeguards?

The type of instruments included under "#2 Other" and their purpose are outlined in Annex I of this Prospectus under the header 'Financial instruments and investment restrictions'. They include cash, cash equivalents, as well as investment funds and eligible asset classes (other than bonds and equities) that do not specifically promote E/S characteristics. As indicated above, the Sub-fund does not make use of derivatives to attain the environmental or social characteristics promoted. The Sub-fund may make use of derivatives, which thus always fall under the category "#2 Other", for hedging, liquidity management and efficient portfolio management as well as investment purposes. Exchange traded and over-the-counter derivatives are permitted, including but not limited to futures, swaps, options and currency forwards. In case the Sub-fund uses derivatives, the underlying shall comply with the investment policy. Where relevant, minimum environmental or social safeguards are taken into account, by, for example, applying Robeco's Exclusion Policy for any single security derivative.



Is a specific index designated as a reference benchmark to determine whether this financial product is aligned with the environmental and/or social characteristics that it promotes?

Not applicable.

 are sustainable investments with an environmental objective that **do not take into account the criteria** for environmentally sustainable economic activities under the EU Taxonomy.

Reference benchmarks are indexes to measure whether the financial product attains the environmental or social characteristics that they promote.



Where can I find more product specific information online?

More product-specific information can be found on the website:

<https://www.robeco.com/en-int/products/funds>

- Robeco's PAI Statement can be accessed via the following link:
<https://www.robeco.com/files/docm/docu-principal-adverse-impact-statement-summary-entity-level.pdf>
- Robeco's Good Governance test can be accessed via the following link:
<https://www.robeco.com/files/docm/docu-robeco-good-governance-policy.pdf>
- Robeco's SDG framework:
<https://www.robeco.com/docm/docu-robeco-explanation-sdg-framework.pdf>
- Robeco's sustainability risk policy:
<https://www.robeco.com/files/docm/docu-robeco-sustainability-risk-policy.pdf>

4. GLOBAL BOND SUB-FUNDS

a) Robeco High Yield Bonds

Pre-contractual disclosure for the financial products referred to in Article 8, paragraphs 1, 2 and 2a, of Regulation (EU) 2019/2088 and Article 6, first paragraph, of Regulation (EU) 2020/852

Product name: Robeco High Yield Bonds

Legal entity identifier: 21380044N3COGER50K12

Environmental and/or social characteristics

Does this financial product have a sustainable investment objective?

Yes

No

It will make a minimum of **sustainable investments with an environmental objective:** ___%

- in economic activities that qualify as environmentally sustainable under the EU Taxonomy
- in economic activities that do not qualify as environmentally sustainable under the EU Taxonomy

It will make a minimum of **sustainable investments with a social objective:** ___%

It promotes **Environmental/Social (E/S) characteristics** and while it does not have as its objective a sustainable investment, it will have a minimum proportion of 30% of sustainable investments

- with an environmental objective in economic activities that qualify as environmentally sustainable under the EU Taxonomy
- with an environmental objective in economic activities that do not qualify as environmentally sustainable under the EU Taxonomy
- with a social objective

It promotes E/S characteristics, but **will not make any sustainable investments**

Sustainable investment means an investment in an economic activity that contributes to an environmental or social objective, provided that the investment does not significantly harm any environmental or social objective and that the investee companies follow good governance practices.

The **EU Taxonomy** is a classification system laid down in Regulation (EU) 2020/852, establishing a list of **environmentally sustainable economic activities**. That Regulation does not include a list of socially sustainable economic activities. Sustainable investments with an environmental objective might be aligned with the Taxonomy or not.



What environmental and/or social characteristics are promoted by this financial product?

The Sub-fund has the following E/S characteristics:

Sustainability indicators measure how the environmental or social characteristics promoted by the financial product are attained.

1. The Sub-fund promotes certain minimum environmental and social safeguards through applying exclusion criteria with regards to products and business practices that Robeco believes are detrimental to society and incompatible with sustainable investment strategies, such as exposure to controversial behaviour, controversial weapons, and fossil fuels.
2. The Sub-fund promotes adherence to and conducting business activities in accordance with the United Nations Universal Declaration of Human Rights, the International Labor Organization's (ILO) labor standards, the United Nations Guiding Principles for Business and Human Rights (UNGPs), the United Nations Global Compact (UNGC) and the OECD Guidelines for Multinational Enterprises, by scrutinizing companies that violate these principles.
3. The Sub-fund limits investing in companies with an elevated sustainability risk based on ESG risk scores whereas all such investments require separate approval of a dedicated committee that oversees that all investments are substantiated and eligible based on a fundamental review on the sustainability risk.
4. The Sub-fund aims to contribute to the United Nations Sustainable Development Goals by investing in green, social, sustainability and/or sustainability-linked bonds that are used to finance environmental and social projects.

There is no reference benchmark designated for the purpose of attaining the environmental or social characteristics promoted by the Sub-fund.

● ***What sustainability indicators are used to measure the attainment of each of the environmental or social characteristics promoted by this financial product?***

The Sub-fund has the following sustainability indicators:

1. The % of investments in securities that are on Robeco's Exclusion list as result of the application of Robeco's Exclusion Policy.
2. The number of companies that are in violation of the ILO standards, UNGPs, UNGC or OECD Guidelines for Multinational Enterprises and hence are a part of the Enhanced Engagement program.
3. The % of holdings with an elevated sustainability risk profile.
4. The % of the Sub-fund invested in green, social, sustainability and/or sustainability-linked bonds.

● ***What are the objectives of the sustainable investments that the financial product partially intends to make and how does the sustainable investment contribute to such objectives?***

The sustainable investments aim to contribute to the UN Sustainable Development Goals ("SDGs"), that have both social and environmental objectives. These are 17 goals that are globally recognised and include environmental goals such as climate action, clean water, life on land and water and social goals such as zero hunger, gender equality, education, etc. Robeco has developed a proprietary framework based on the UN SDGs through which an issuer's contribution to such SDGs is determined through a 3-step process. This process starts with a sector baseline on which a company's products are analysed to examine contribution to the society and environment. Further, the operational processes involved in creating such products is checked along with any controversies/litigation claims and remediation actions taken which are perused before a final SDG score is determined. The final score ranges between high negative (-3) to high positive (+3) and only those issuers which achieve positive SDG scores (+1, +2 and +3) are regarded as Sustainable Investments. Some of the sustainable investments are Green Bonds, and therefore contribute to the environmental objectives under EU Taxonomy.

● ***How do the sustainable investments that the financial product partially intends to make, not cause significant harm to any environmental or social sustainable investment objective?***

The sustainable investments do no significant harm to any environmental or social sustainable investment objective by considering a principal adverse impact and aligning with the OECD Guidelines for Multinational Enterprises and the UN Guiding Principles on Business and Human Rights. In addition, sustainable investments score positively on Robeco's SDG Framework, and therefore do not cause significant harm.

How have the indicators for adverse impacts on sustainability factors been taken into account?

For sustainable investments that are either green, social, sustainability or sustainability-linked bonds, significant harm is avoided by the application of the Robeco's green, social, sustainability or sustainability-linked bond eligibility frameworks.

Robeco's SDG Framework is considered for the analysis of sustainable investments determined by positive scores on this framework. Robeco's SDG Framework assesses the contribution of companies to the Sustainable Development Goals (SDGs). Many PAI indicators are either directly or indirectly included in the SDG Framework to determine whether a company has significant impacts on the SDGs related to the PAI indicators. A detailed description of the incorporation of principal adverse impacts is available via Robeco's Principal Adverse Impact Statement published on the Robeco website (<https://www.robeco.com/files/docm/docu-principal-adverse-impact-statement-summary-entity-level.pdf>).

How are the sustainable investments aligned with the OECD Guidelines for Multinational Enterprises and the UN Guiding Principles on Business and Human Rights? Details:

The sustainable investments are aligned with the OECD Guidelines for Multinational Enterprises and the UN Guiding Principles on Business and Human Rights via both Robeco's Exclusion Policy and Robeco's SDG Framework.

Robeco's Exclusion Policy includes an explanation of how Robeco acts in accordance with the International Labor Organization (ILO) standards, United Nations Guiding Principles (UNGPs), United Nations Global Compact (UNGC) Principles and the Organization for Economic Co-operation and Development (OECD) Guidelines for Multinational Enterprises and is guided by these international treaties to assess the behavior of companies. Robeco continuously screens its investments for breaches of these principles. In case of a breach, the company will be excluded or engaged with, and is not considered a sustainable investment.

Robeco's SDG Framework screens for breaches on these principles in the final step of the framework. In this step, Robeco checks whether the company concerned has been involved in any controversies. Involvement in any controversy will result in a negative SDG score for the company, meaning it is not a sustainable investment.

The EU Taxonomy sets out a "do not significant harm" principle by which Taxonomy-aligned investments should not significantly harm EU Taxonomy objectives and is accompanied by specific EU criteria.

The "do no significant harm" principle applies only to those investments underlying the financial product that take into account the EU criteria for environmentally sustainable economic activities. The investments underlying the remaining portion of this financial product do not take into account the EU criteria for environmentally sustainable economic activities.

Any other sustainable investments must also not significantly harm any environmental or social objectives.



Does this financial product consider principal adverse impacts on sustainability factors?

Yes, _____

The Sub-fund considers principal adverse impacts on sustainability factors as referred to in Annex I of the SFDR Delegated Act.

Pre-investment, the following principal adverse impacts on sustainability factors are considered:

- o Via the applied normative and activity-based exclusions, the following PAIs are considered:
 - Exposure to companies active in the fossil fuel sector (PAI 4, Table 1)
 - Violations of the UN Global Compact Principles and Organisation for Economic Cooperation and Development (OECD) Guidelines for Multinational Enterprises (PAI 10, Table 1)
 - Activities negatively affecting biodiversity-sensitive areas (PAI 7, Table 1). The consideration of this PAI is currently restricted to applying exclusions to palm oil producing companies and for any breaches to the UNGC, UNGP and OECD Guidelines for Multinational Enterprises in relation to biodiversity.
 - Exposure to controversial weapons (anti-personnel mines, cluster munitions, chemical weapons (PAI 14, Table 1)
- o Via the ESG integration process, as part of the investment due diligence policies and procedures, the following PAIs are considered:
 - All indicators related to GHG emissions, as part of the required Climate Risk analysis (PAI 1-6, Table 1, PAI 4, Table 2)
 - Water and waste indicators (PAI 7-9, Table 1)

Post-investment, the following principal adverse impacts on sustainability factors are taken into account via Robeco's entity engagement program:

- All indicators related to Climate and other environment-related indicators (PAI 1-9, Table 1)
- Violations of the UN Global Compact Principles and Organisation for Economic Cooperation and Development (OECD) Guidelines for Multinational Enterprises (PAI 10, Table 1). On an ongoing basis, the investment universe is scanned for controversial behavior in relation to the aforementioned principles and guidelines.
- In addition, based on a yearly review of Robeco's performance on all mandatory and selected voluntary indicators, holdings of the Sub-fund that cause adverse impact might be selected for engagement.

More information is available via Robeco's Principal Adverse Impact Statement, published on Robeco's website. The Sub-fund will periodically report how it has considered the principal adverse impacts of its

Principal adverse impacts are the most significant negative impacts of investment decisions on sustainability factors relating to environmental, social and employee matters, respect for human rights, anti-corruption and anti-bribery matters.

investments in the Company's annual report, which will be made available each year on or before 30 April at the Sub-fund page highlighted in final section of this document.

No



The investment strategy guides investment decisions based on factors such as investment objectives and risk tolerance.

What investment strategy does this financial product follow?

Robeco High Yield Bonds is an actively managed fund that invests in high yield corporate bonds. The selection of these bonds is based on fundamental analysis as described in the Investment policy strategy paragraph in Appendix I of this Prospectus. The strategy integrates sustainability indicators on a continuous basis as part of the bond selection process. Amongst others, the Sub-fund applies norms-based, activity-based and regional exclusions, Robeco's good governance policy, Robeco's SDG framework and considers Principal Adverse Impacts in the investment process. More product-specific information can be found on our website and the links provided in the final question of this disclosure.

What are the binding elements of the investment strategy used to select the investments to attain each of the environmental or social characteristics promoted by this financial product?

The Sub-fund has the following binding elements:

1. The Sub-fund's portfolio complies with Robeco's Exclusion Policy (<https://www.robeco.com/files/docm/docu-exclusion-policy.pdf>), that is based on exclusion criteria with regards to products and business practices that Robeco believes are detrimental to society and incompatible with sustainable investment strategies. This means that the Sub-fund has 0% exposure to excluded securities, taking into account a grace period. Information with regards to the effects of the exclusions on the Sub-fund's universe can be found at <https://www.robeco.com/files/docm/docu-exclusion-list.pdf>.
2. The Sub-fund scrutinizes investment in companies that are in breach of the ILO standards, UNGPs, UNGC or OECD Guidelines for Multinational Enterprises. If a company in the portfolio breaches one of the international guidelines during the investment period, the company will become part of the Enhanced Engagement program.
3. Investments with an elevated sustainability risk are defined by Robeco as companies with an ESG Risk Rating of 40 and higher (the ESG Risk Rating is explained in the sustainability risk policy which can be accessed via <https://www.robeco.com/files/docm/docu-robeco-sustainability-risk-policy.pdf>). The Sub-fund is limited to a maximum exposure of 10% to investments with an elevated sustainability risk, based on the market weight in the portfolio taking into account regional differences and benchmark. Each investment with an ESG Risk rating of higher than 40 requires separate approval by a dedicated committee of sustainable investment specialists, compliance and risk management that oversees the bottom-up sustainability analysis.
4. The Sub-fund invests a minimum of 2% in green, social, sustainability, and/or sustainability-linked bonds.

What is the committed minimum rate to reduce the scope of the investments considered prior to the application of that investment strategy?

The Sub-fund does not commit to a minimum rate to reduce the scope of investments prior to the application of the investment strategy.

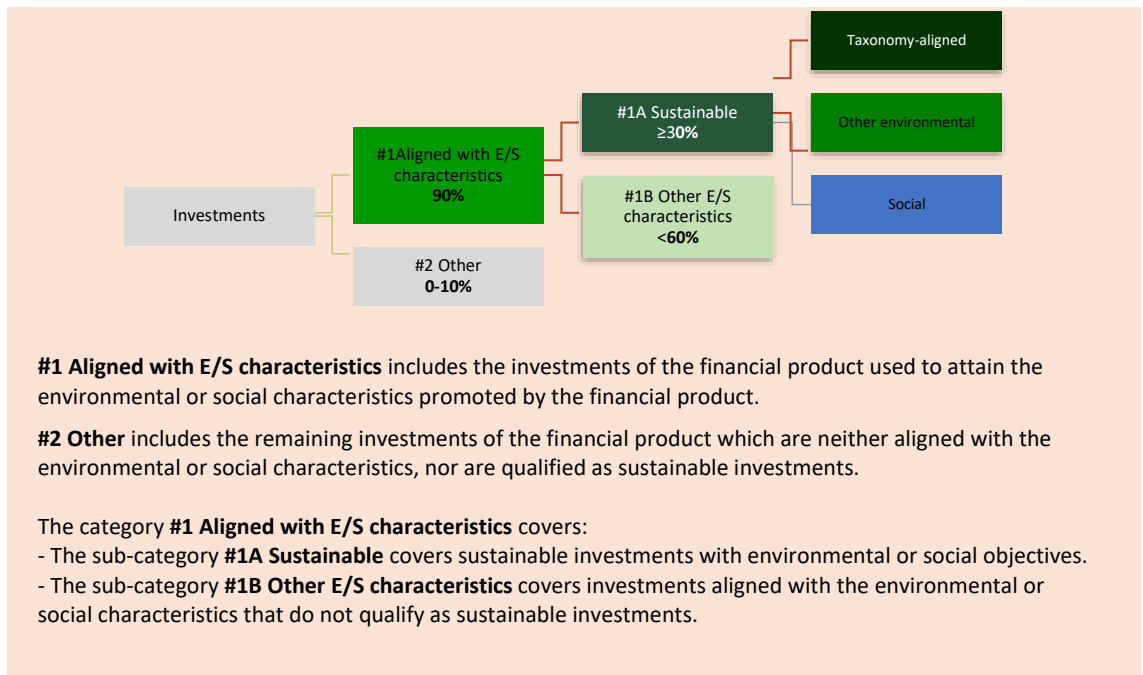
What is the policy to assess good governance practices of the investee companies?

Robeco has a Good Governance policy to assess governance practices of companies. The policy describes how Robeco determines if and when a company does not follow good governance practices and is therefore excluded from the initial investment universe for Article 8 and 9 products. Robeco's Good Governance policy applies to the Sub-fund and tests on a set of governance criteria that reflect widely recognized industry established norms and include topics as employee relations, management structure, tax compliance and remuneration.

The Good Governance test consists of criteria on such topics that are examined for investee companies and further explained in Robeco's Good Governance policy <https://www.robeco.com/files/docm/docu-robeco-good-governance-policy.pdf>. Additionally, the companies that do not pass the good governance test are reflected in the exclusion list that can be accessed here - <https://www.robeco.com/files/docm/docu-exclusion-list.pdf>.

What is the asset allocation planned for this financial product?

At least 90% of the investments are aligned with the E/S characteristics of the Sub-fund. The Sub-fund plans to make a minimum of 30% sustainable investments, measured by either being positive scores via Robeco's SDG Framework or investments in green, social, sustainability or sustainability-linked bonds. The investments in the category Other, estimated between 0-10%, are mostly in cash, cash equivalents and derivatives as further described below. The planned asset allocation is monitored continuously, and evaluated on a yearly basis.



How does the use of derivatives attain the environmental or social characteristics promoted by the financial product?

The Sub-fund does not make use of derivatives to attain the environmental or social characteristics promoted by the financial product. The Sub-fund may make use of derivatives for hedging, liquidity management and efficient portfolio management as well as investment purposes. Exchange traded and over-the-counter derivatives are permitted, including but not limited to futures, swaps, options and

Good governance practices include sound management structures, employee relations, remuneration of staff and tax compliance.



Asset allocation describes the share of investments in specific assets.

Taxonomy-aligned activities are expressed as a share of:

- **turnover** reflecting the share of revenue from green activities of investee companies
- **capital expenditure** (CapEx) showing the green investments made by investee companies, e.g. for a transition to a green economy.
- **operational expenditure** (OpEx) reflecting green operational activities of investee companies.

currency forwards. Whilst the Sub-fund may use derivatives both for investment purposes as well as for hedging and efficient portfolio management, it does not utilize derivatives for such purposes outside the intended share of investments allocated to the 'Other' category.

In case the Sub-fund uses derivatives, the underlying shall comply with the investment policy. Where relevant, minimum environmental or social safeguards are taken into account as described below.



To what minimum extent are sustainable investments with an environmental objective aligned with the EU Taxonomy?

0%. The Sub-fund intends to contribute to all 6 environmental objectives under the EU Taxonomy via the investments in Green Bonds. The Sub-fund commits to a minimum share of 0% of Taxonomy-aligned activities. The Sub-fund intends to increase the minimum share of Taxonomy aligned activities for the Sub-fund, based on use of proceeds, once data availability in relation to the EU Taxonomy for Green bonds improves and stabilises. The Sub-fund will report on Taxonomy-aligned investment in the periodic disclosures. For investments in corporate bonds, the Sub-fund will report on turnover. Given the lack of data on the EU Taxonomy for Green Bonds in the market, Robeco relies on internal analysis for the time being. EU Taxonomy-alignment data is not yet subject to a review by third parties. The expected level of alignment with and without sovereign bonds is the same.

To comply with the EU Taxonomy, the criteria for **fossil gas** include limitations on emissions and switching to renewable power or low-carbon fuels by the end of 2035. For **nuclear energy**, the criteria include comprehensive safety and waste management rules.

Enabling activities directly enable other activities to make a substantial contribution to an environmental objective.

Transitional activities are activities for which low-carbon alternatives are not yet available and

Does the financial product invest in fossil gas and/or nuclear energy related activities that comply with the EU Taxonomy⁷³?

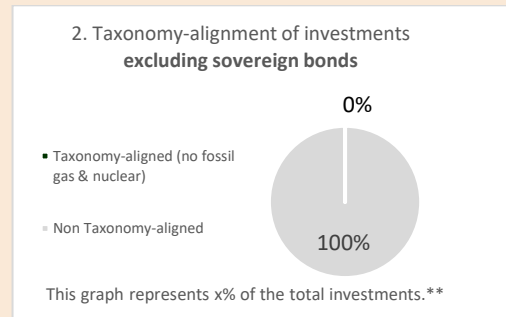
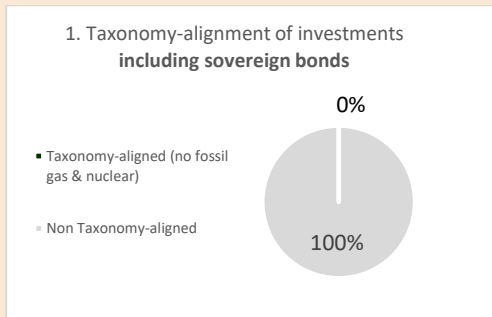
Yes

In fossil gas

In nuclear energy

No

The two graphs below show in green the minimum percentage of investments that are aligned with the EU Taxonomy. As there is no appropriate methodology to determine the Taxonomy-alignment of sovereign bonds, the first graph shows the Taxonomy alignment in relation to all the investments of the financial product including sovereign bonds, while the second graph shows the Taxonomy alignment only in relation to the investments of the financial product other than sovereign bonds.*



* For the purpose of these graphs, 'sovereign bonds' consist of all sovereign exposures

** As the investments are not Taxonomy-aligned, the exclusion of sovereign bonds has no impact on the graph and therefore no such percentage is shown here.

⁷³ Fossil gas and/or nuclear related activities will only comply with the EU Taxonomy where they contribute to limiting climate change ("climate change mitigation") and do not significantly harm any EU Taxonomy objective - see explanatory note in the left hand margin. The full criteria for fossil gas and nuclear energy economic activities that comply with the EU Taxonomy are laid down in Commission Delegated Regulation (EU) 2022/1214.

among others have greenhouse gas emission levels corresponding to the best performance.

● **What is the minimum share of investments in transitional and enabling activities?**

0%.



What is the minimum share of sustainable investments with an environmental objective that are not aligned with the EU Taxonomy?

Green bonds may invest (part of) their use of proceeds in economic activities that do not qualify as environmentally sustainable under the EU Taxonomy. In addition, the Sub-fund intends to make sustainable investments measured as positive scores via Robeco's SDG Framework. Among those could be investments with environmental objectives that do not qualify as Taxonomy-aligned. The environmental objectives of the Sub-fund are attained by investing in companies that score positively on SDG 12 (Responsible consumption and production), SDG 13 (Climate action), SDG 14 (Life below water), and SDG 15 (Life on land) in Robeco's SDG Framework.

While the sum of sustainable investments with an environmental objective and socially sustainable investments always adds up to the Sub-fund's minimum proportion of 30% sustainable investments, we do not commit to a minimum share of sustainable investments with an environmental objective because the Sub-fund's investment strategy does not have a specific environmental investment objective. Therefore, the minimum share of sustainable investments with an environmental objective is 0%.



What is the minimum share of socially sustainable investments?

Social, sustainability or sustainability-linked bonds may invest (part of) their use of proceeds in economic activities that contribute to a social objective.


In addition, the Sub-fund intends to make sustainable investments, measured as positive scores via Robeco's SDG Framework. Among those could be investments with social objectives. The social objectives of the Sub-fund are attained by investing in companies that score positively on SDG 1 (No poverty), SDG 2 (Zero hunger), SDG 3 (Good health and well-being), SDG 4 (Quality education), SDG 5 (Gender equality), SDG 6 (Clean water and sanitation), SDG 7 (Affordable and clean energy), SDG 8 (Decent work and economic growth), SDG 9 (Industry, innovation and infrastructure), SDG 10 (Reduced inequalities), SDG 11 (Sustainable cities and communities), SDG 16 (Peace, justice and strong institutions) and SDG 17 (Partnerships for the goals), in Robeco's SDG Framework.

While the sum of socially sustainable investments and sustainable investments with an environmental objective always adds up to the Sub-fund's minimum proportion of sustainable investments, we do not commit to a minimum share of socially sustainable investments because the Sub-fund's investment strategy does not have a specific socially sustainable investment objective. Therefore, the minimum share of socially sustainable investments is 0%.



What investments are included under "#2 Other", what is their purpose and are there any minimum environmental or social safeguards?

The type of instruments included under "#2 Other" and their purpose are outlined in Annex I of this Prospectus under the header 'Financial instruments and investment restrictions'. They include cash, cash equivalents, as well as investment funds and eligible asset classes (other than bonds and equities) that do not specifically promote E/S characteristics. As indicated above, the Sub-fund does not make use of derivatives to attain the environmental or social characteristics promoted. The Sub-fund may make use of derivatives, which thus always fall under the category "#2 Other", for hedging, liquidity management and efficient portfolio management as well as investment purposes. Exchange traded and over-the-counter derivatives are permitted, including but not limited to futures, swaps, options and currency

 are sustainable investments with an environmental objective that **do not take into account the criteria** for environmentally sustainable economic activities under the EU Taxonomy.

forwards. In case the Sub-fund uses derivatives, the underlying shall comply with the investment policy. Where relevant, minimum environmental or social safeguards are taken into account, by, for example, applying Robeco's Exclusion Policy for any single security derivative.



Is a specific index designated as a reference benchmark to determine whether this financial product is aligned with the environmental and/or social characteristics that it promotes?

Not applicable.

Reference benchmarks are indexes to measure whether the financial product attains the environmental or social characteristics that they promote.



Where can I find more product specific information online?

More product-specific information can be found on the website:

<https://www.robeco.com/en-int/products/funds>

- Robeco's PAI Statement can be accessed via the following link:
<https://www.robeco.com/files/docm/docu-principal-adverse-impact-statement-summary-entity-level.pdf>
- Robeco's Good Governance test can be accessed via the following link:
<https://www.robeco.com/files/docm/docu-robeco-good-governance-policy.pdf>
- Robeco's SDG framework:
<https://www.robeco.com/docm/docu-robeco-explanation-sdg-framework.pdf>
- Robeco's sustainability risk policy:
<https://www.robeco.com/files/docm/docu-robeco-sustainability-risk-policy.pdf>

b) Robeco Global Credits

Pre-contractual disclosure for the financial products referred to in Article 8, paragraphs 1, 2 and 2a, of Regulation (EU) 2019/2088 and Article 6, first paragraph, of Regulation (EU) 2020/852

Product name: Robeco Global Credits

Legal entity identifier: 549300317YFQHV1J8E29

Environmental and/or social characteristics

Does this financial product have a sustainable investment objective?

Yes
 No

| | |
|---|--|
| <input type="checkbox"/> It will make a minimum of sustainable investments with an environmental objective: ___% <ul style="list-style-type: none"> <input type="checkbox"/> in economic activities that qualify as environmentally sustainable under the EU Taxonomy <input type="checkbox"/> in economic activities that do not qualify as environmentally sustainable under the EU Taxonomy | <input checked="" type="checkbox"/> It promotes Environmental/Social (E/S) characteristics and while it does not have as its objective a sustainable investment, it will have a minimum proportion of 30% of sustainable investments <ul style="list-style-type: none"> <input type="checkbox"/> with an environmental objective in economic activities that qualify as environmentally sustainable under the EU Taxonomy <input checked="" type="checkbox"/> with an environmental objective in economic activities that do not qualify as environmentally sustainable under the EU Taxonomy <input type="checkbox"/> with a social objective |
| <input type="checkbox"/> It will make a minimum of sustainable investments with a social objective: ___% | <input type="checkbox"/> It promotes E/S characteristics, but will not make any sustainable investments |

Sustainable investment means an investment in an economic activity that contributes to an environmental or social objective, provided that the investment does not significantly harm any environmental or social objective and that the investee companies follow good governance practices.

The **EU Taxonomy** is a classification system laid down in Regulation (EU) 2020/852, establishing a list of **environmentally sustainable economic activities**. That Regulation does not include a list of socially sustainable economic activities. Sustainable investments with an environmental objective might be aligned with the Taxonomy or not.



What environmental and/or social characteristics are promoted by this financial product?

The Sub-fund has the following E/S characteristics:

Sustainability indicators measure how the environmental or social characteristics promoted by the financial product are attained.

1. The Sub-fund promotes certain minimum environmental and social safeguards through applying exclusion criteria with regards to products and business practices that Robeco believes are detrimental to society and incompatible with sustainable investment strategies, such as exposure to controversial behaviour, controversial weapons, and fossil fuels.
2. The Sub-fund promotes adherence to and conducting business activities in accordance with the United Nations Universal Declaration of Human Rights, the International Labor Organization's (ILO) labor standards, the United Nations Guiding Principles for Business and Human Rights (UNGPs), the United Nations Global Compact (UNGC) and the OECD Guidelines for Multinational Enterprises, by scrutinizing companies that violate these principles.
3. The Sub-fund limits investing in companies with an elevated sustainability risk based on ESG risk scores whereas all such investments require separate approval of a dedicated committee that oversees that all investments are substantiated and eligible based on a fundamental review on the sustainability risk.
4. The Sub-fund aims to contribute to the United Nations Sustainable Development Goals by investing in green, social, sustainability and/or sustainability-linked bonds that are used to finance environmental and social projects.

There is no reference benchmark designated for the purpose of attaining the environmental or social characteristics promoted by the Sub-fund.

● ***What sustainability indicators are used to measure the attainment of each of the environmental or social characteristics promoted by this financial product?***

The Sub-fund has the following sustainability indicators:

1. The % of investments in securities that are on Robeco's Exclusion list as result of the application of Robeco's Exclusion Policy.
2. The number of companies that are in violation of the ILO standards, UNGPs, UNGC or OECD Guidelines for Multinational Enterprises and hence are a part of the Enhanced Engagement program.
3. The % of holdings with an elevated sustainability risk profile.
4. The % of the Sub-fund invested in green, social, sustainability and/or sustainability-linked bonds.

● ***What are the objectives of the sustainable investments that the financial product partially intends to make and how does the sustainable investment contribute to such objectives?***

The sustainable investments aim to contribute to the UN Sustainable Development Goals ("SDGs"), that have both social and environmental objectives. These are 17 goals that are globally recognised and include environmental goals such as climate action, clean water, life on land and water and social goals such as zero hunger, gender equality, education, etc. Robeco has developed a proprietary framework based on the UN SDGs through which an issuer's contribution to such SDGs is determined through a 3-step process. This process starts with a sector baseline on which a company's products are analysed to examine contribution to the society and environment. Further, the operational processes involved in creating such products is checked along with any controversies/litigation claims and remediation actions taken which are perused before a final SDG score is determined. The final score ranges between high negative (-3) to high positive (+3) and only those issuers which achieve positive SDG scores (+1, +2 and, +3) are regarded as Sustainable Investments. Some of the sustainable investments are Green Bonds, and therefore contribute to the environmental objectives under EU Taxonomy.

● ***How do the sustainable investments that the financial product partially intends to make, not cause significant harm to any environmental or social sustainable investment objective?***

The sustainable investments do no significant harm to any environmental or social sustainable investment objective by considering a principal adverse impact and aligning with the OECD Guidelines for Multinational Enterprises and the UN Guiding Principles on Business and Human Rights. In addition, sustainable investments score positively on Robeco's SDG Framework or are assessed by either Robeco's Green Bond Framework or Social Bond Framework, and therefore do not cause significant harm.

How have the indicators for adverse impacts on sustainability factors been taken into account?

For sustainable investments that are either green, social, sustainability or sustainability-linked bonds, significant harm is avoided by the application of the Robeco's green, social, sustainability or sustainability-linked bond eligibility frameworks.

Robeco's SDG Framework is considered for the analysis of sustainable investments determined by positive scores on this framework. Robeco's SDG Framework assesses the contribution of companies to the Sustainable Development Goals (SDGs). Many PAI indicators are either directly or indirectly included in the SDG Framework to determine whether a company has significant impacts on the SDGs related to the PAI indicators. A detailed description of the incorporation of principal adverse impacts is available via Robeco's Principal Adverse Impact Statement published on the Robeco website (<https://www.robeco.com/files/docm/docu-principal-adverse-impact-statement-summary-entity-level.pdf>).

How are the sustainable investments aligned with the OECD Guidelines for Multinational Enterprises and the UN Guiding Principles on Business and Human Rights? Details:

The sustainable investments are aligned with the OECD Guidelines for Multinational Enterprises and the UN Guiding Principles on Business and Human Rights via both Robeco's Exclusion Policy and Robeco's SDG Framework.

Robeco's Exclusion Policy includes an explanation of how Robeco acts in accordance with the International Labor Organization (ILO) standards, United Nations Guiding Principles (UNGPs), United Nations Global Compact (UNGC) Principles and the Organization for Economic Co-operation and Development (OECD) Guidelines for Multinational Enterprises and is guided by these international treaties to assess the behavior of companies. Robeco continuously screens its investments for breaches of these principles. In case of a breach, the company will be excluded or engaged with, and is not considered a sustainable investment.

Robeco's SDG Framework screens for breaches on these principles in the final step of the framework. In this step, Robeco checks whether the company concerned has been involved in any controversies. Involvement in any controversy will result in a negative SDG score for the company, meaning it is not a sustainable investment.

The EU Taxonomy sets out a "do not significant harm" principle by which Taxonomy-aligned investments should not significantly harm EU Taxonomy objectives and is accompanied by specific EU criteria.

The "do no significant harm" principle applies only to those investments underlying the financial product that take into account the EU criteria for environmentally sustainable economic activities. The investments underlying the remaining portion of this financial product do not take into account the EU criteria for environmentally sustainable economic activities.

Any other sustainable investments must also not significantly harm any environmental or social objectives.



Does this financial product consider principal adverse impacts on sustainability factors?

Yes, _____

The Sub-fund considers principal adverse impacts on sustainability factors as referred to in Annex I of the SFDR Delegated Act.

Pre-investment, the following principal adverse impacts on sustainability factors are considered:

- o Via the applied normative and activity-based exclusions, the following PAIs are considered:
 - Exposure to companies active in the fossil fuel sector (PAI 4, Table 1)
 - Violations of the UN Global Compact Principles and Organisation for Economic Cooperation and Development (OECD) Guidelines for Multinational Enterprises (PAI 10, Table 1)
 - Activities negatively affecting biodiversity-sensitive areas (PAI 7, Table 1). The consideration of this PAI is currently restricted to applying exclusions to palm oil producing companies and for any breaches to the UNGC, UNGP and OECD Guidelines for Multinational Enterprises in relation to biodiversity.
 - Exposure to controversial weapons (anti-personnel mines, cluster munitions, chemical weapons (PAI 14, Table 1)
- o Via the ESG integration process, as part of the investment due diligence policies and procedures, the following PAIs are considered:
 - All indicators related to GHG emissions, as part of the required Climate Risk analysis (PAI 1-6, Table 1, PAI 4, Table 2)
 - Water and waste indicators (PAI 7-9, Table 1)

Post-investment, the following principal adverse impacts on sustainability factors are taken into account via Robeco's entity engagement program:

- All indicators related to Climate and other environment-related indicators (PAI 1-9, Table 1)
- Violations of the UN Global Compact Principles and Organisation for Economic Cooperation and Development (OECD) Guidelines for Multinational Enterprises (PAI 10, Table 1). On an ongoing basis, the investment universe is scanned for controversial behavior in relation to the aforementioned principles and guidelines.
- In addition, based on a yearly review of Robeco's performance on all mandatory and selected voluntary indicators, holdings of the Sub-fund that cause adverse impact might be selected for engagement.

Principal adverse impacts are the most significant negative impacts of investment decisions on sustainability factors relating to environmental, social and employee matters, respect for human rights, anti-corruption and anti-bribery matters.

More information is available via Robeco's Principal Adverse Impact Statement, published on Robeco's website. The Sub-fund will periodically report how it has considered the principal adverse impacts of its investments in the Company's annual report, which will be made available each year on or before 30 April at the Sub-fund page highlighted in final section of this document.

No



What investment strategy does this financial product follow?

Robeco Global Credits is an actively managed fund that invests primarily in a diversified portfolio of global investment grade corporate bonds. The selection of these bonds is based on fundamental analysis as described in the Investment policy strategy paragraph in Appendix I of this Prospectus. The strategy integrates sustainability indicators on a continuous basis as part of the bond selection process. Amongst others, the Sub-fund applies norms-based, activity-based and regional exclusions, Robeco's good governance policy, Robeco's SDG framework and considers Principal Adverse Impacts in the investment process. More product-specific information can be found on our website and the links provided in the final question of this disclosure.

The investment strategy guides investment decisions based on factors such as investment objectives and risk tolerance.

What are the binding elements of the investment strategy used to select the investments to attain each of the environmental or social characteristics promoted by this financial product?

The Sub-fund has the following binding elements:

1. The Sub-fund's portfolio complies with Robeco's Exclusion Policy (<https://www.robeco.com/files/docm/docu-exclusion-policy.pdf>), that is based on exclusion criteria with regards to products and business practices that Robeco believes are detrimental to society and incompatible with sustainable investment strategies. This means that the Sub-fund has 0% exposure to excluded securities, taking into account a grace period. Information with regards to the effects of the exclusions on the Sub-fund's universe can be found at <https://www.robeco.com/files/docm/docu-exclusion-list.pdf>.
2. The Sub-fund scrutinizes investment in companies that are in breach of the ILO standards, UNGPs, UNGC or OECD Guidelines for Multinational Enterprises. If a company in the portfolio breaches one of the international guidelines during the investment period, the company will become part of the Enhanced Engagement program.
3. Investments with an elevated sustainability risk are defined by Robeco as companies with an ESG Risk Rating of 40 and higher (the ESG Risk Rating is explained in the sustainability risk policy which can be accessed via <https://www.robeco.com/files/docm/docu-robeco-sustainability-risk-policy.pdf>). The Sub-fund is limited to a maximum exposure of 3% to investments with an elevated sustainability risk, based on the market weight in the portfolio taking into account regional differences and benchmark. Each investment with an ESG Risk rating of higher than 40 requires separate approval by a dedicated committee of sustainable investment specialists, compliance and risk management that oversees the bottom-up sustainability analysis.
4. The Sub-fund invests a minimum of 5% in green, social, sustainability, and/or sustainability-linked bonds.

What is the committed minimum rate to reduce the scope of the investments considered prior to the application of that investment strategy?

The Sub-fund does not commit to a minimum rate to reduce the scope of investments prior to the application of the investment strategy.

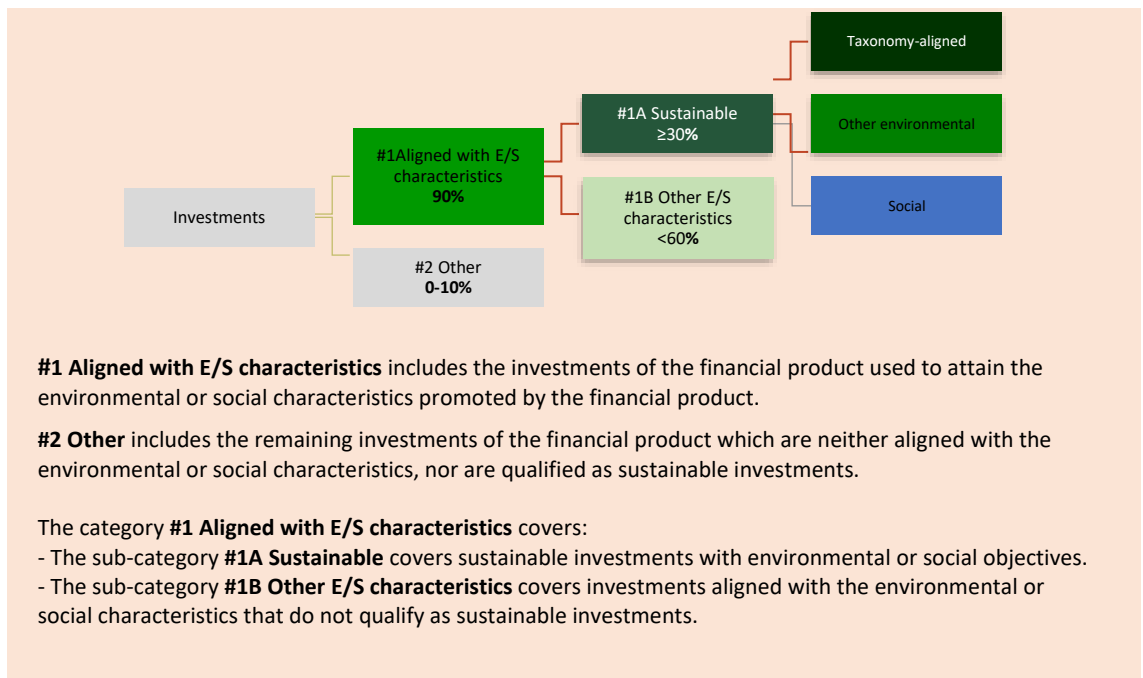
What is the policy to assess good governance practices of the investee companies?

Robeco has a Good Governance policy to assess governance practices of companies. The policy describes how Robeco determines if and when a company does not follow good governance practices and is therefore excluded from the initial investment universe for Article 8 and 9 products. Robeco's Good Governance policy applies to the Sub-fund and tests on a set of governance criteria that reflect widely recognized industry established norms and include topics as employee relations, management structure, tax compliance and remuneration.

The Good Governance test consists of criteria on such topics that are examined for investee companies and further explained in Robeco's Good Governance policy <https://www.robeco.com/files/docm/docu-robeco-good-governance-policy.pdf>. Additionally, the companies that do not pass the good governance test are reflected in the exclusion list that can be accessed here - <https://www.robeco.com/files/docm/docu-exclusion-list.pdf>.

What is the asset allocation planned for this financial product?

At least 90% of the investments are aligned with the E/S characteristics of the Sub-fund. The Sub-fund plans to make a minimum of 30% sustainable investments, measured by positive scores via Robeco's SDG Framework. The investments in the category Other, estimated between 0-10%, are mostly in cash, cash equivalents and derivatives as further described below. The planned asset allocation is monitored continuously, and evaluated on a yearly basis.



How does the use of derivatives attain the environmental or social characteristics promoted by the financial product?

The Sub-fund does not make use of derivatives to attain the environmental or social characteristics promoted by the financial product. The Sub-fund may make use of derivatives for hedging, liquidity management and efficient portfolio management as well as investment purposes in the global fixed income, money market, interest rates and currency markets. In case the Sub-fund uses derivatives, the underlying shall comply with the investment policy of the Sub-fund. Where relevant, minimum environmental or social safeguards are taken into account as described below.

Good governance practices include sound management structures, employee relations, remuneration of staff and tax compliance.

Asset allocation describes the share of investments in specific assets.

Taxonomy-aligned activities are expressed as a share of:

- **turnover** reflecting the share of revenue from green activities of investee companies
- **capital expenditure** (CapEx) showing the green investments made by investee companies, e.g. for a transition to a green economy.
- **operational expenditure** (OpEx) reflecting green operational activities of investee companies.



To what minimum extent are sustainable investments with an environmental objective aligned with the EU Taxonomy?

0%. The Sub-fund intends to contribute to all 6 environmental objectives under the EU Taxonomy via the investments in Green Bonds. The Sub-fund commits to a minimum share of 0% of Taxonomy-aligned activities. The Sub-fund intends to increase the minimum share of Taxonomy aligned activities for the Sub-fund, based on use of proceeds, once data availability in relation to the EU Taxonomy for Green Bonds improves and stabilises.

The Sub-fund will report on Taxonomy-aligned investment in the periodic disclosures. For investments in corporate bonds, the Sub-fund will report on turnover. Given the lack of data on the EU Taxonomy for Green Bonds in the market, Robeco relies on internal analysis for the time being. EU Taxonomy-alignment data is not yet subject to a review by third parties. The expected level of alignment with and without sovereign bonds is the same.

To comply with the EU Taxonomy, the criteria for **fossil gas** include limitations on emissions and switching to renewable power or low-carbon fuels by the end of 2035. For **nuclear energy**, the criteria include comprehensive safety and waste management rules.

Enabling activities directly enable other activities to make a substantial contribution to an environmental objective.

Transitional activities are activities for which low-carbon alternatives are not yet available and among others have greenhouse gas emission levels corresponding to the best performance.

● **Does the financial product invest in fossil gas and/or nuclear energy related activities that comply with the EU Taxonomy⁷⁴?**

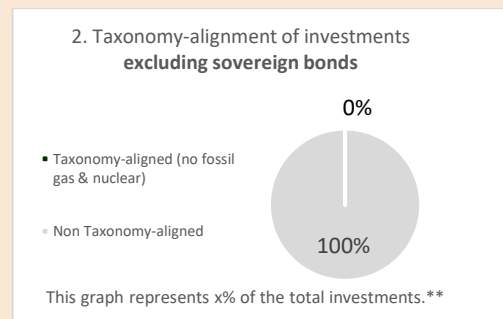
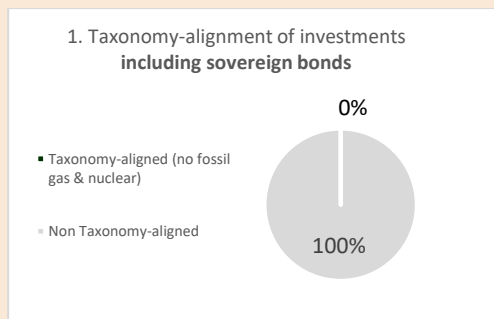
Yes

In fossil gas

In nuclear energy

No

The two graphs below show in green the minimum percentage of investments that are aligned with the EU Taxonomy. As there is no appropriate methodology to determine the Taxonomy-alignment of sovereign bonds, the first graph shows the Taxonomy alignment in relation to all the investments of the financial product including sovereign bonds, while the second graph shows the Taxonomy alignment only in relation to the investments of the financial product other than sovereign bonds.*



* For the purpose of these graphs, 'sovereign bonds' consist of all sovereign exposures

** As the investments are not Taxonomy-aligned, the exclusion of sovereign bonds has no impact on the graph and therefore no such percentage is shown here.

● **What is the minimum share of investments in transitional and enabling activities?**

0%.

⁷⁴ Fossil gas and/or nuclear related activities will only comply with the EU Taxonomy where they contribute to limiting climate change ("climate change mitigation") and do not significantly harm any EU Taxonomy objective - see explanatory note in the left hand margin. The full criteria for fossil gas and nuclear energy economic activities that comply with the EU Taxonomy are laid down in Commission Delegated Regulation (EU) 2022/1214.



What is the minimum share of sustainable investments with an environmental objective that are not aligned with the EU Taxonomy?

Green bonds may invest (part of) their use of proceeds in economic activities that do not qualify as environmentally sustainable under the EU Taxonomy. In addition, the Sub-fund intends to make sustainable investments measured as positive scores via Robeco's SDG Framework. Among those could be investments with environmental objectives that do not qualify as Taxonomy-aligned. The environmental objectives of the Sub-fund are attained by investing in companies that score positively on SDG 12 (Responsible consumption and production), SDG 13 (Climate action), SDG 14 (Life below water), and SDG 15 (Life on land) in Robeco's SDG Framework.

While the sum of sustainable investments with an environmental objective and socially sustainable investments always adds up to the Sub-fund's minimum proportion of 30% sustainable investments, we do not commit to a minimum share of sustainable investments with an environmental objective because the Sub-fund's investment strategy does not have a specific environmental investment objective. Therefore, the minimum share of sustainable investments with an environmental objective is 0%.

What is the minimum share of socially sustainable investments?

Social, sustainability or sustainability-linked bonds may invest (part of) their use of proceeds in economic activities that contribute to a social objective.


In addition, the Sub-fund intends to make sustainable investments, measured as positive scores via Robeco's SDG Framework. Among those could be investments with social objectives. The social objectives of the Sub-fund are attained by investing in companies that score positively on SDG 1 (No poverty), SDG 2 (Zero hunger), SDG 3 (Good health and well-being), SDG 4 (Quality education), SDG 5 (Gender equality), SDG 6 (Clean water and sanitation), SDG 7 (Affordable and clean energy), SDG 8 (Decent work and economic growth), SDG 9 (Industry, innovation and infrastructure), SDG 10 (Reduced inequalities), SDG 11 (Sustainable cities and communities), SDG 16 (Peace, justice and strong institutions) and SDG 17 (Partnerships for the goals), in Robeco's SDG Framework.

While the sum of socially sustainable investments and sustainable investments with an environmental objective always adds up to the Sub-fund's minimum proportion of sustainable investments, we do not commit to a minimum share of socially sustainable investments because the Sub-fund's investment strategy does not have a specific socially sustainable investment objective. Therefore, the minimum share of socially sustainable investments is 0%.



What investments are included under "#2 Other", what is their purpose and are there any minimum environmental or social safeguards?

The type of instruments included under "#2 Other" and their purpose are outlined in Annex I of this Prospectus under the header 'Financial instruments and investment restrictions'. They include cash, cash equivalents, as well as investment funds and eligible asset classes (other than bonds and equities) that do not specifically promote E/S characteristics. As indicated above, the Sub-fund does not make use of derivatives to attain the environmental or social characteristics promoted. The Sub-fund may make use of derivatives, which thus always fall under the category "#2 Other", for hedging, liquidity management and efficient portfolio management as well as investment purposes. Exchange traded and over-the-counter derivatives are permitted, including but not limited to futures, swaps, options and currency forwards. In case the Sub-fund uses derivatives, the underlying shall comply with the investment policy. Where relevant, minimum environmental or social safeguards are taken into account, by, for example, applying Robeco's Exclusion Policy for any single security derivative.

 are sustainable investments with an environmental objective that **do not take into account the criteria** for environmentally sustainable economic activities under the EU Taxonomy.



Is a specific index designated as a reference benchmark to determine whether this financial product is aligned with the environmental and/or social characteristics that it promotes?

Not applicable.

Reference benchmarks are indexes to measure whether the financial product attains the environmental or social characteristics that they promote.



Where can I find more product specific information online?

More product-specific information can be found on the website:

<https://www.robeco.com/en-int/products/funds>

- Robeco's PAI Statement can be accessed via the following link:
<https://www.robeco.com/files/docm/docu-principal-adverse-impact-statement-summary-entity-level.pdf>
- Robeco's Good Governance test can be accessed via the following link:
<https://www.robeco.com/files/docm/docu-robeco-good-governance-policy.pdf>
- Robeco's SDG framework:
<https://www.robeco.com/docm/docu-robeco-explanation-sdg-framework.pdf>
- Robeco's sustainability risk policy:
<https://www.robeco.com/files/docm/docu-robeco-sustainability-risk-policy.pdf>

c) Robeco QI Global Multi-Factor Credits

Pre-contractual disclosure for the financial products referred to in Article 8, paragraphs 1, 2 and 2a, of Regulation (EU) 2019/2088 and Article 6, first paragraph, of Regulation (EU) 2020/852

Sustainable investment means an investment in an economic activity that contributes to an environmental or social objective, provided that the investment does not significantly harm any environmental or social objective and that the investee companies follow good governance practices.

The **EU Taxonomy** is a classification system laid down in Regulation (EU) 2020/852, establishing a list of **environmentally sustainable economic activities**. That Regulation does not include a list of socially sustainable economic activities. Sustainable investments with an environmental objective might be aligned with the Taxonomy or not.

Product name: Robeco QI Global Multi-Factor Credits

Legal entity identifier: 2138004NM2KLO7YMDZ55

Environmental and/or social characteristics

Does this financial product have a sustainable investment objective?

Yes
 No

| | |
|--|---|
| <input type="checkbox"/> It will make a minimum of sustainable investments with an environmental objective: ___% <ul style="list-style-type: none"> <input type="checkbox"/> in economic activities that qualify as environmentally sustainable under the EU Taxonomy <input type="checkbox"/> in economic activities that do not qualify as environmentally sustainable under the EU Taxonomy <input type="checkbox"/> It will make a minimum of sustainable investments with a social objective: ___% | <input checked="" type="checkbox"/> It promotes Environmental/Social (E/S) characteristics and while it does not have as its objective a sustainable investment, it will have a minimum proportion of 40% of sustainable investments <ul style="list-style-type: none"> <input type="checkbox"/> with an environmental objective in economic activities that qualify as environmentally sustainable under the EU Taxonomy <input checked="" type="checkbox"/> with an environmental objective in economic activities that do not qualify as environmentally sustainable under the EU Taxonomy <input checked="" type="checkbox"/> with a social objective <input type="checkbox"/> It promotes E/S characteristics, but will not make any sustainable investments |
|--|---|



What environmental and/or social characteristics are promoted by this financial product?

The Sub-fund has the following E/S characteristics:

Sustainability indicators measure how the environmental or social characteristics promoted by the financial product are attained.

1. The Sub-fund promotes certain minimum environmental and social safeguards through applying exclusion criteria with regards to products and business practices that Robeco believes are detrimental to society and incompatible with sustainable investment strategies, such as exposure to controversial behaviour, controversial weapons, and fossil fuels.
2. The Sub-fund promotes having a lower environmental footprint than that of the general market index referred to in Appendix VI – Benchmarks (the "General Market Index"), through reduction in carbon, water and waste footprints.
3. The Sub-fund promotes adherence to and conducting business activities in accordance with the United Nations Universal Declaration of Human Rights, the International Labor Organization's (ILO) labor standards, the United Nations Guiding Principles for Business and Human Rights (UNGPs), the United Nations Global Compact (UNGC) and the OECD Guidelines for Multinational Enterprises, by scrutinizing companies that violate these principles.
4. The Sub-fund promotes having a weighted average ESG score that is better than that of the General Market Index.
5. The Sub-fund promotes having a larger share of companies with a positive SDG score (1,2,3) in the portfolio than the General Market Index.

There is no reference benchmark designated for the purpose of attaining the environmental or social characteristics promoted by the Sub-fund.

● ***What sustainability indicators are used to measure the attainment of each of the environmental or social characteristics promoted by this financial product?***

The Sub-fund has the following sustainability indicators:

1. The % of investments in securities that are on Robeco's Exclusion list as result of the application of Robeco's Exclusion Policy.
2. The environmental footprint of the Sub-fund compared to the General Market Index.
3. The number of companies that are in violation of the ILO standards, UNGPs, UNGC or OECD Guidelines for Multinational Enterprises and hence are a part of the Enhanced Engagement program.
4. The Sub-fund's weighted average ESG score as compared to the General Market Index.
5. The Sub-fund's weight in companies with a positive SDG score (1,2,3) compared to the General Market Index weight in companies with a positive SDG score (1,2,3).

● ***What are the objectives of the sustainable investments that the financial product partially intends to make and how does the sustainable investment contribute to such objectives?***

The sustainable investments aim to contribute to the UN Sustainable Development Goals ("SDGs"), that have both social and environmental objectives. These are 17 goals that are globally recognised and include environmental goals such as climate action, clean water, life on land and water and social goals such as zero hunger, gender equality, education, etc. Robeco has developed a proprietary framework based on the UN SDGs through which an issuer's contribution to such SDGs is determined through a 3-step process. This process starts with a sector baseline on which a company's products are analysed to examine contribution to the society and environment. Further, the operational processes involved in creating such products is checked along with any controversies/litigation claims and remediation actions taken which are perused before a final SDG score is determined. The final score ranges between high negative (-3) to high positive (+3) and only those issuers which achieve positive SDG scores (+1, +2 and +3) are regarded as Sustainable Investments.

● ***How do the sustainable investments that the financial product partially intends to make, not cause significant harm to any environmental or social sustainable investment objective?***

The sustainable investments do no significant harm to any environmental or social sustainable investment objective by considering a principal adverse impact and aligning with the OECD Guidelines for Multinational Enterprises and the UN Guiding Principles on Business and Human Rights. In addition, sustainable investments score positively on Robeco's SDG Framework, and therefore do not cause significant harm.

How have the indicators for adverse impacts on sustainability factors been taken into account?

Mandatory principal adverse impact indicators are considered through Robeco's SDG Framework, either directly or indirectly, when identifying sustainable investments for the Sub-fund. In addition, voluntary environmental and social indicators are taken into account, depending on their relevance for measuring impacts on the SDGs and the availability of data. A detailed description of the incorporation of principal adverse impacts is available via Robeco's Principal Adverse Impact Statement published on the Robeco website (<https://www.robeco.com/files/docm/docu-principal-adverse-impact-statement-summary-entity-level.pdf>). In this statement, Robeco sets out its approach to identifying and prioritizing principal adverse impacts, and how principal adverse impacts are considered as part of Robeco's investment due diligence process and procedures relating to research and analysis, exclusions and restrictions and/or voting and engagement. This description also explains how principal adverse impact indicators are considered by the SDG Framework.

How are the sustainable investments aligned with the OECD Guidelines for Multinational Enterprises and the UN Guiding Principles on Business and Human Rights? Details:

The sustainable investments are aligned with the OECD Guidelines for Multinational Enterprises and the UN Guiding Principles on Business and Human Rights via both Robeco's Exclusion Policy and Robeco's SDG Framework.

Robeco's Exclusion Policy includes an explanation of how Robeco acts in accordance with the International Labor Organization (ILO) standards, United Nations Guiding Principles (UNGPs), United Nations Global Compact (UNGC) Principles and the Organization for Economic Co-operation and Development (OECD) Guidelines for Multinational Enterprises and is guided by these international treaties to assess the behavior of companies. Robeco continuously screens its investments for breaches of these principles. In case of a breach, the company will be excluded or engaged with, and is not considered a sustainable investment.

Robeco's SDG Framework screens for breaches on these principles in the final step of the framework. In this step, Robeco checks whether the company concerned has been involved in any controversies. Involvement in any controversy will result in a negative SDG score for the company, meaning it is not a sustainable investment.

The EU Taxonomy sets out a "do not significant harm" principle by which Taxonomy-aligned investments should not significantly harm EU Taxonomy objectives and is accompanied by specific EU criteria.

The "do no significant harm" principle applies only to those investments underlying the financial product that take into account the EU criteria for environmentally sustainable economic activities. The investments underlying the remaining portion of this financial product do not take into account the EU criteria for environmentally sustainable economic activities.

Any other sustainable investments must also not significantly harm any environmental or social objectives.



Does this financial product consider principal adverse impacts on sustainability factors?

Yes, _____

The Sub-fund considers principal adverse impacts on sustainability factors as referred to in Annex I of the SFDR Delegated Act.

Pre-investment, the following principal adverse impacts on sustainability factors are considered:

- o Via the applied normative and activity-based exclusions, the following PAIs are considered:
 - Exposure to companies active in the fossil fuel sector (PAI 4, Table 1)
 - Violations of the UN Global Compact Principles and Organisation for Economic Cooperation and Development (OECD) Guidelines for Multinational Enterprises (PAI 10, Table 1)
 - Activities negatively affecting biodiversity-sensitive areas (PAI 7, Table 1). The consideration of this PAI is currently restricted to applying exclusions to palm oil producing companies and for any breaches to the UNGC, UNGP and OECD Guidelines for Multinational Enterprises in relation to biodiversity.
 - Exposure to controversial weapons (anti-personnel mines, cluster munitions, chemical weapons (PAI 14, Table 1)
- o Via the environmental footprint performance targets of the Sub-fund, the following PAIs are considered:
 - Carbon footprint (PAI 2, Table 1)
 - Water and waste indicators (PAI 7-9, Table 1). Robeco will use on water and waste footprint until data quality and coverage of the PAIs will improve.

Post-investment, the following principal adverse impacts on sustainability factors are taken into account via Robeco's entity engagement program:

- All indicators related to Climate and other environment-related indicators (PAI 1-9, Table 1)
- Violations of the UN Global Compact Principles and Organisation for Economic Cooperation and Development (OECD) Guidelines for Multinational Enterprises (PAI 10, Table 1)
- In addition, based on a yearly review of Robeco's performance on all mandatory and selected voluntary indicators, holdings of the Sub-fund that cause adverse impact might be selected for engagement.

More information is available via Robeco's Principal Adverse Impact Statement, published on Robeco's website. The Sub-fund will periodically report how it has considered the principal adverse impacts of its investments in the Company's annual report, which will be made available each year on or before 30 April at the Sub-fund page highlighted in final section of this document.

Principal adverse impacts are the most significant negative impacts of investment decisions on sustainability factors relating to environmental, social and employee matters, respect for human rights, anti-corruption and anti-bribery matters.

No



The investment strategy guides investment decisions based on factors such as investment objectives and risk tolerance.

What investment strategy does this financial product follow?

Robeco QI Global Multi-Factor Credits is an actively managed fund that invests systematically in predominantly investment grade credits. The selection of these stocks is based on a quantitative model as described in the Investment policy strategy paragraph in Appendix I of this Prospectus. The Sub-fund focuses on offering exposure to a number of quantitative strategies in a diversified way, such as, but not limited to, a strategy focusing on bonds with (Low volatility); on bonds with an attractive valuation (Value) and a strategy focusing on bonds of companies with a medium term attractive performance trend (Momentum). The strategy integrates sustainability indicators on a continuous basis as part of the stock selection process. Amongst others, the Sub-fund applies norms-based and activity-based exclusions, Robeco's good governance policy, Robeco's SDG framework and considers Principal Adverse Impacts in the investment process. More product-specific information can be found on our website and the links provided in the final question of this disclosure. In case of a rebalancing of the portfolio, the portfolio may temporarily, but no longer than 72 hours, deviate from its binding elements, with the exception of adherence to the exclusion policy that applies at all times.

What are the binding elements of the investment strategy used to select the investments to attain each of the environmental or social characteristics promoted by this financial product?

The Sub-fund has the following binding elements:

1. The Sub-fund's portfolio complies with Robeco's Exclusion Policy (<https://www.robeco.com/files/docm/docu-exclusion-policy.pdf>), that is based on exclusion criteria with regards to products and business practices that Robeco believes are detrimental to society and incompatible with sustainable investment strategies. This means that the Sub-fund has 0% exposure to excluded securities, taking into account a grace period. Information with regards to the effects of the exclusions on the Sub-fund's universe can be found at <https://www.robeco.com/files/docm/docu-exclusion-list.pdf>
2. The Sub-fund's carbon, water and waste footprint score is better than that of the General Market Index.
3. The Sub-fund scrutinizes investment in companies that are in breach of the ILO standards, UNGPs, UNGC or OECD Guidelines for Multinational Enterprises. If a company in the portfolio breaches one of the international guidelines during the investment period, the company will become part of the Enhanced Engagement program. When engagement is deemed highly unlikely to succeed, the company might be excluded directly.
4. The Sub-fund's weighted average ESG score is better than that of the General Market Index.
5. The Sub-fund's weight in companies with a positive SDG score (1,2,3) is better than that of the General Market Index.

What is the committed minimum rate to reduce the scope of the investments considered prior to the application of that investment strategy?

The Sub-fund does not commit to a minimum rate to reduce the scope of investments prior to the application of the investment strategy.

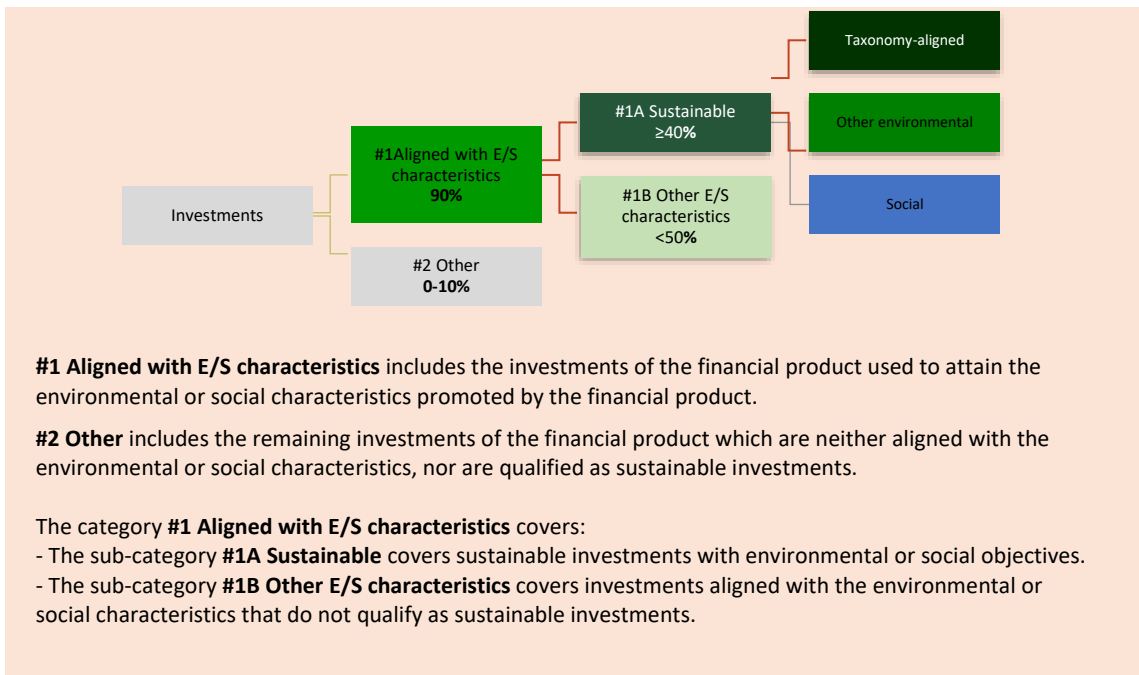
What is the policy to assess good governance practices of the investee companies?

Robeco has a Good Governance policy to assess governance practices of companies. The policy describes how Robeco determines if and when a company does not follow good governance practices and is therefore excluded from the initial investment universe for Article 8 and 9 products. Robeco's Good Governance policy applies to the Sub-fund and tests on a set of governance criteria that reflect widely recognized industry established norms and include topics as employee relations, management structure, tax compliance and remuneration.

The Good Governance test consists of criteria on such topics that are examined for investee companies and further explained in Robeco's Good Governance policy <https://www.robeco.com/files/docm/docu-robeco-good-governance-policy.pdf>. Additionally, the companies that do not pass the good governance test are reflected in the exclusion list that can be accessed here - <https://www.robeco.com/files/docm/docu-exclusion-list.pdf>.

What is the asset allocation planned for this financial product?

At least 90% of the investments are aligned with the E/S characteristics of the Sub-fund. The Sub-fund plans to make a minimum of 40% sustainable investments, measured by positive scores via Robeco's SDG Framework. The investments in the category Other, estimated between 0-10%, are mostly in cash, cash equivalents and derivatives as further described below. The planned asset allocation is monitored continuously, and evaluated on a yearly basis.



How does the use of derivatives attain the environmental or social characteristics promoted by the financial product?

The Sub-fund does not make use of derivatives to attain the environmental or social characteristics promoted by the financial product. The Sub-fund may make use of derivatives for hedging, liquidity management and efficient portfolio management as well as investment purposes in the global fixed income, money market, interest rates and currency markets. In case the Sub-fund uses derivatives, the

Good governance practices include sound management structures, employee relations, remuneration of staff and tax compliance.



Asset allocation describes the share of investments in specific assets.

Taxonomy-aligned activities are expressed as a share of:

- **turnover** reflecting the share of revenue from green activities of investee companies
- **capital expenditure** (CapEx) showing the green investments made by investee companies, e.g. for a transition to a green economy.
- **operational expenditure** (OpEx) reflecting green operational activities of investee companies.

underlying shall comply with the investment policy of the Sub-fund. Where relevant, minimum environmental or social safeguards are taken into account as described below.



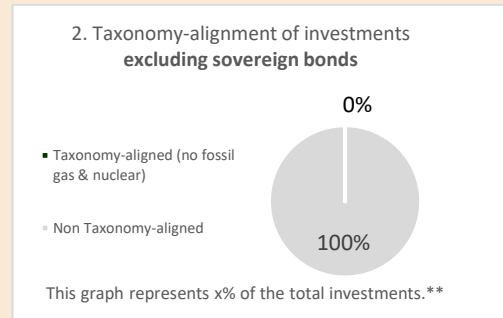
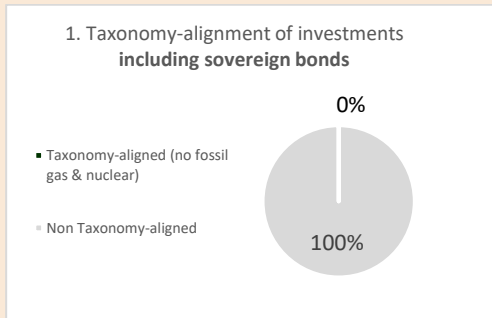
To what minimum extent are sustainable investments with an environmental objective aligned with the EU Taxonomy?

0%. The Sub-fund does not intend to make Taxonomy-aligned investments. It cannot be excluded that among the Sub-fund's holdings certain investments are Taxonomy aligned. The Sub-fund will report on Taxonomy-aligned investment in the periodic disclosures. In the future, once data-availability in relation to the EU Taxonomy will improve, Robeco might consider setting a target based on turnover or CAPEX. Robeco currently relies on third-party data in relation to the EU Taxonomy, including data in relation to companies that do not disclose on the EU Taxonomy alignment of their activities. EU Taxonomy-alignment data is not yet subject to a review by third parties. The Sub-fund makes investments in equities and bonds and therefore it does not have sovereign exposures. At this moment, the expected level of alignment with and without sovereign bonds is the same.

Does the financial product invest in fossil gas and/or nuclear energy related activities that comply with the EU Taxonomy⁷⁵?

- Yes
 - In fossil gas
 - In nuclear energy
- No

The two graphs below show in green the minimum percentage of investments that are aligned with the EU Taxonomy. As there is no appropriate methodology to determine the Taxonomy-alignment of sovereign bonds, the first graph shows the Taxonomy alignment in relation to all the investments of the financial product including sovereign bonds, while the second graph shows the Taxonomy alignment only in relation to the investments of the financial product other than sovereign bonds.*



* For the purpose of these graphs, 'sovereign bonds' consist of all sovereign exposures

** As the investments are not Taxonomy-aligned, the exclusion of sovereign bonds has no impact on the graph and therefore no such percentage is shown here.

What is the minimum share of investments in transitional and enabling activities?

0%.

To comply with the EU Taxonomy, the criteria for **fossil gas** include limitations on emissions and switching to renewable power or low-carbon fuels by the end of 2035. For **nuclear energy**, the criteria include comprehensive safety and waste management rules.

Enabling activities directly enable other activities to make a substantial contribution to an environmental objective.

Transitional activities are activities for which low-carbon alternatives are not yet available and among others have greenhouse gas emission levels

⁷⁵ Fossil gas and/or nuclear related activities will only comply with the EU Taxonomy where they contribute to limiting climate change ("climate change mitigation") and do not significantly harm any EU Taxonomy objective - see explanatory note in the left hand margin. The full criteria for fossil gas and nuclear energy economic activities that comply with the EU Taxonomy are laid down in Commission Delegated Regulation (EU) 2022/1214.

corresponding to the best performance.



What is the minimum share of sustainable investments with an environmental objective that are not aligned with the EU Taxonomy?

The Sub-fund intends to make sustainable investments, measured as positive scores via Robeco's SDG Framework. Among those could be investments with environmental objectives that do not qualify as Taxonomy-aligned. The environmental objectives of the Sub-fund are attained by investing in companies that score positively on SDG 12 (Responsible consumption and production), SDG 13 (Climate action), SDG 14 (Life below water), and SDG 15 (Life on land) in Robeco's SDG Framework. While the sum of sustainable investments with an environmental objective and socially sustainable investments always adds up to the Sub-fund's minimum proportion of 40% sustainable investments, we do not commit to a minimum share of sustainable investments with an environmental objective because the Sub-fund's investment strategy does not have a specific environmental investment objective. Therefore, the minimum share of sustainable investments with an environmental objective is 0%.

What is the minimum share of socially sustainable investments?

The Sub-fund intends to make sustainable investments, measured as positive scores via Robeco's SDG Framework. Among those could be investments with social objectives. The social objectives of the Sub-fund are attained by investing in companies that score positively on SDG 1 (No poverty), SDG 2 (Zero hunger), SDG 3 (Good health and well-being), SDG 4 (Quality education), SDG 5 (Gender equality), SDG 6 (Clear water and sanitation), SDG 7 (Affordable and clean energy), SDG 8 (Decent work and economic growth), SDG 9 (Industry, innovation and infrastructure), SDG 10 (Reduced inequalities), SDG 11 (Sustainable cities and communities), SDG 16 (Peace, justice and strong institutions) and SDG 17 (Partnerships for the goals), in Robeco's SDG Framework. While the sum of socially sustainable investments and sustainable investments with an environmental objective always adds up to the Sub-fund's minimum proportion of sustainable investments, we do not commit to a minimum share of socially sustainable investments because the Sub-fund's investment strategy does not have a specific socially sustainable investment objective. Therefore, the minimum share of socially sustainable investments is 0%.

are sustainable investments with an environmental objective that **do not take into account the criteria** for environmentally sustainable economic activities under the EU Taxonomy.



What investments are included under "#2 Other", what is their purpose and are there any minimum environmental or social safeguards?

The type of instruments included under "#2 Other" and their purpose are outlined in Annex I of this Prospectus under the header 'Financial instruments and investment restrictions'. They include cash, cash equivalents, as well as investment funds and eligible asset classes (other than bonds and equities) that do not specifically promote E/S characteristics. As indicated above, the Sub-fund does not make use of derivatives to attain the environmental or social characteristics promoted. The Sub-fund may make use of derivatives, which thus always fall under the category "#2 Other", for hedging, liquidity management and efficient portfolio management as well as investment purposes. Exchange traded and over-the-counter derivatives are permitted, including but not limited to futures, swaps, options and currency forwards. In case the Sub-fund uses derivatives, the underlying shall comply with the investment policy. Where relevant, minimum environmental or social safeguards are taken into account, by, for example, applying Robeco's Exclusion Policy for any single security derivative.



Is a specific index designated as a reference benchmark to determine whether this financial product is aligned with the environmental and/or social characteristics that it promotes?

Not applicable.

Reference benchmarks are indexes to measure whether the financial product attains the

environmental or social characteristics that they promote.



Where can I find more product specific information online?

More product-specific information can be found on the website:

<https://www.robeco.com/en-int/products/funds>

- Robeco's PAI Statement can be accessed via the following link:
<https://www.robeco.com/files/docm/docu-principal-adverse-impact-statement-summary-entity-level.pdf>
- Robeco's Good Governance test can be accessed via the following link:
<https://www.robeco.com/files/docm/docu-robeco-good-governance-policy.pdf>
- Robeco's SDG framework:
<https://www.robeco.com/docm/docu-robeco-explanation-sdg-framework.pdf>
- Robeco's sustainability risk policy:
<https://www.robeco.com/files/docm/docu-robeco-sustainability-risk-policy.pdf>

d) Robeco QI Global Multi-Factor Bonds

Pre-contractual disclosure for the financial products referred to in Article 8, paragraphs 1, 2 and 2a, of Regulation (EU) 2019/2088 and Article 6, first paragraph, of Regulation (EU) 2020/852

Product name: Robeco QI Global Multi-Factor Bonds

Legal entity identifier: 2138009INGIOSX2F6B58

Environmental and/or social characteristics

Does this financial product have a sustainable investment objective?

Yes

No

It will make a minimum of **sustainable investments with an environmental objective:** ___%

- in economic activities that qualify as environmentally sustainable under the EU Taxonomy
- in economic activities that do not qualify as environmentally sustainable under the EU Taxonomy

It will make a minimum of **sustainable investments with a social objective:** ___%

It promotes **Environmental/Social (E/S) characteristics** and while it does not have as its objective a sustainable investment, it will have a minimum proportion of 10% of sustainable investments

- with an environmental objective in economic activities that qualify as environmentally sustainable under the EU Taxonomy
- with an environmental objective in economic activities that do not qualify as environmentally sustainable under the EU Taxonomy
- with a social objective

It promotes E/S characteristics, but **will not make any sustainable investments**

Sustainable investment means an investment in an economic activity that contributes to an environmental or social objective, provided that the investment does not significantly harm any environmental or social objective and that the investee companies follow good governance practices.

The **EU Taxonomy** is a classification system laid down in Regulation (EU) 2020/852, establishing a list of **environmentally sustainable economic activities**. That Regulation does not include a list of socially sustainable economic activities. Sustainable investments with an environmental objective might be aligned with the Taxonomy or not.



What environmental and/or social characteristics are promoted by this financial product?

The Sub-fund promotes the following E/S characteristics for investments in corporate bonds:

Sustainability indicators measure how the environmental or social characteristics promoted by the financial product are attained.

1. The Sub-fund promotes certain minimum environmental and social safeguards through applying exclusion criteria with regards to products and business practices that Robeco believes are detrimental to society and incompatible with sustainable investment strategies, such as exposure to controversial behaviour, controversial weapons, and fossil fuels.
2. The Sub-fund promotes having a lower environmental footprint than the corporate bonds in the general market index referred to in Appendix VI – Benchmarks (the "General Market Index"), through reduction in carbon, water and waste footprints.
3. The Sub-fund promotes adherence to and conducting business activities in accordance with the United Nations Universal Declaration of Human Rights, the International Labor Organization's (ILO) labor standards, the United Nations Guiding Principles for Business and Human Rights (UNGPs), the United Nations Global Compact (UNGC) and the OECD Guidelines for Multinational Enterprises, by scrutinizing companies that violate these principles.
4. The Sub-fund promotes having a weighted average ESG score that is better than that of the corporate bonds in the General Market Index.
5. The Sub-fund promotes having a larger share of companies with a positive SDG score (1,2,3) in the portfolio than the General Market Index.

The Sub-fund has the following E/S characteristics for investments in government bonds:

1. The Sub-fund promotes certain minimum environmental and social safeguards through applying exclusion criteria with regards to products and business practices that Robeco believes are detrimental to society and incompatible with sustainable investment strategies, such as exposure to controversial behaviour, controversial weapons, and fossil fuels. Robeco deems investing in government bonds (federal or local) of countries where serious violations of human rights or a collapse of the governance structure take place as unsustainable. In addition, Robeco will follow applicable sanctions of the UN, EU or US to which it is subject and follows any mandatory (investment) restrictions deriving therefrom.
2. The Sub-fund promotes investment in countries that perform well on the Robeco Country Sustainability Ranking. The Robeco Country Sustainability Ranking incorporates a wide range of ESG factors such as aging, corruption, social unrest, political risks and environmental risks.
3. The Sub-fund promotes having a lower carbon footprint than the government bonds in the General Market Index.

There is no reference benchmark designated for the purpose of attaining the environmental or social characteristics promoted by the Sub-fund.

● ***What sustainability indicators are used to measure the attainment of each of the environmental or social characteristics promoted by this financial product?***

The Sub-fund has the following sustainability indicators for investments in corporate bonds:

1. The % of investments in securities that are on Robeco's Exclusion list as result of the application of Robeco's Exclusion Policy.
2. The Sub-fund's weighted carbon, water and waste footprint compared to corporate bonds in the General Market Index.
3. The number of companies that are in violation of the ILO standards, UNGPs, UNGC or OECD Guidelines for Multinational Enterprises and hence are a part of the Enhanced Engagement program.
4. The Sub-fund's weighted average ESG score compared to the corporate bonds in the General Market Index.
5. The Sub-fund's weight in companies with a positive SDG score (1,2,3) compared to the General Market Index weight in companies with a positive SDG score (1,2,3).

The Sub-fund has the following E/S characteristics for investments in government bonds:

1. The % of investments in securities that are on Robeco's Exclusion list as result of the application of Robeco's Exclusion Policy.
2. The weighted average score on Robeco's Country Sustainability Ranking.

3. The Sub-fund's weighted carbon emissions per capita compared to the government bonds in the General Market Index.

● ***What are the objectives of the sustainable investments that the financial product partially intends to make and how does the sustainable investment contribute to such objectives?***

The sustainable investments aim to contribute to the UN Sustainable Development Goals ("SDGs"), that have both social and environmental objectives. These are 17 goals that are globally recognised and include environmental goals such as climate action, clean water, life on land and water and social goals such as zero hunger, gender equality, education, etc. Robeco has developed a proprietary framework based on the UN SDGs through which an issuer's contribution to such SDGs is determined through a 3-step process. This process starts with a sector baseline on which a company's products are analysed to examine contribution to the society and environment. Further, the operational processes involved in creating such products is checked along with any controversies/litigation claims and remediation actions taken which are perused before a final SDG score is determined. The final score ranges between high negative (-3) to high positive (+3) and only those issuers which achieve positive SDG scores (+1, +2 and +3) are regarded as Sustainable Investments.

● ***How do the sustainable investments that the financial product partially intends to make, not cause significant harm to any environmental or social sustainable investment objective?***

The sustainable investments do no significant harm to any environmental or social sustainable investment objective by considering a principal adverse impact and aligning with the OECD Guidelines for Multinational Enterprises and the UN Guiding Principles on Business and Human Rights. In addition, sustainable investments score positively on Robeco's SDG Framework, and therefore do not cause significant harm.

How have the indicators for adverse impacts on sustainability factors been taken into account?

Mandatory principal adverse impact indicators are considered through Robeco's SDG Framework, either directly or indirectly, when identifying sustainable investments for the Sub-fund. In addition, voluntary environmental and social indicators are taken into account, depending on their relevance for measuring impacts on the SDGs and the availability of data. A detailed description of the incorporation of principal adverse impacts is available via Robeco's Principal Adverse Impact Statement published on the Robeco website (<https://www.robeco.com/files/docm/docu-principal-adverse-impact-statement-summary-entity-level.pdf>). In this statement, Robeco sets out its approach to identifying and prioritizing principal adverse impacts, and how principal adverse impacts are considered as part of Robeco's investment due diligence process and procedures relating to research and analysis, exclusions and restrictions and/or voting and engagement. This description also explains how principal adverse impact indicators are considered by the SDG Framework.

How are the sustainable investments aligned with the OECD Guidelines for Multinational Enterprises and the UN Guiding Principles on Business and Human Rights? Details:

The sustainable investments are aligned with the OECD Guidelines for Multinational Enterprises and the UN Guiding Principles on Business and Human Rights via both Robeco's Exclusion Policy and Robeco's SDG Framework.

Robeco's Exclusion Policy includes an explanation of how Robeco acts in accordance with the International Labor Organization (ILO) standards, United Nations Guiding Principles (UNGPs), United Nations Global Compact (UNGC) Principles and the Organization for Economic Co-operation and Development (OECD) Guidelines for Multinational Enterprises and is guided by these international

treaties to assess the behavior of companies. Robeco continuously screens its investments for breaches of these principles. In case of a breach, the company will be excluded or engaged with, and is not considered a sustainable investment.

Robeco's SDG Framework screens for breaches on these principles in the final step of the framework. In this step, Robeco checks whether the company concerned has been involved in any controversies. Involvement in any controversy will result in a negative SDG score for the company, meaning it is not a sustainable investment.

The EU Taxonomy sets out a "do not significant harm" principle by which Taxonomy-aligned investments should not significantly harm EU Taxonomy objectives and is accompanied by specific EU criteria.

The "do no significant harm" principle applies only to those investments underlying the financial product that take into account the EU criteria for environmentally sustainable economic activities. The investments underlying the remaining portion of this financial product do not take into account the EU criteria for environmentally sustainable economic activities.

Any other sustainable investments must also not significantly harm any environmental or social objectives.



Does this financial product consider principal adverse impacts on sustainability factors?

Yes, _____

The Sub-fund considers principal adverse impacts on sustainability factors as referred to in Annex I of the SFDR Delegated Act.

Pre-investment, the following principal adverse impacts on sustainability factors are considered via the applied normative and activity-based exclusions:

- Exposure to companies active in the fossil fuel sector (PAI 4, Table 1)
- Violations of the UN Global Compact Principles and Organisation for Economic Cooperation and Development (OECD) Guidelines for Multinational Enterprises (PAI 10, Table 1)
- Activities negatively affecting biodiversity-sensitive areas (PAI 7, Table 1). The consideration of this PAI is currently restricted to applying exclusions to palm oil producing companies and for any breaches to the UNGC, UNGP and OECD Guidelines for Multinational Enterprises in relation to biodiversity.

Principal adverse impacts are the most significant negative impacts of investment decisions on sustainability factors relating to environmental, social and employee matters, respect for human rights, anti-corruption and anti-bribery matters.

- Exposure to controversial weapons (anti-personnel mines, cluster munitions, chemical weapons (PAI 14, Table 1)

Post-investment, the following principal adverse impacts on sustainability factors are taken into account via Robeco's entity engagement program:

- All indicators related to Climate and other environment-related indicators (PAI 1-9, Table 1)
- Violations of the UN Global Compact Principles and Organisation for Economic Cooperation and Development (OECD) Guidelines for Multinational Enterprises (PAI 10, Table 1). On an ongoing basis, the investment universe is scanned for controversial behavior in relation to the aforementioned principles and guidelines.
- In addition, based on a yearly review of Robeco's performance on all mandatory and selected voluntary indicators, holdings of the Sub-fund that cause adverse impact might be selected for engagement.

More information is available via Robeco's Principal Adverse Impact Statement, published on Robeco's website. The Sub-fund will periodically report how it has considered the principal adverse impacts of its investments in the Company's annual report, which will be made available each year on or before 30 April at the Sub-fund page highlighted in final section of this document.

No

What investment strategy does this financial product follow?

Robeco QI Global Multi-Factor Bonds is an actively managed fund that invests globally in bonds issued by governments, agencies and corporates. The selection of these bonds is based on a quantitative model as described in the Investment policy strategy paragraph in Appendix I of this Prospectus. The Sub-fund uses low-risk, quality, value, momentum and size factors to select the most attractive bonds.

The strategy integrates sustainability indicators on a continuous basis as part of the stock selection process. Amongst others, the Sub-fund applies norms-based and activity-based exclusions, Robeco's good governance policy, Robeco's SDG framework and considers Principal Adverse Impacts in the investment process. More product-specific information can be found on our website and the links provided in the final question of this disclosure. In case of a rebalancing of the portfolio, the portfolio may temporarily, but no longer than 72 hours, deviate from its binding elements, with the exception of adherence to the exclusion policy that applies at all times.

What are the binding elements of the investment strategy used to select the investments to attain each of the environmental or social characteristics promoted by this financial product?

The Sub-fund has the following binding elements for investments in corporate bonds:

1. The Sub-fund's portfolio complies with Robeco's Exclusion Policy (<https://www.robeco.com/files/docm/docu-exclusion-policy.pdf>), that is based on exclusion criteria with regards to products and business practices that Robeco believes are detrimental to society and incompatible with sustainable investment strategies. This means that the Sub-fund has 0% exposure to excluded securities, taking into account a grace period. Information with regards to the effects of the exclusions on the Sub-fund's universe can be found at <https://www.robeco.com/files/docm/docu-exclusion-list.pdf>
2. The Sub-fund's weighted carbon, water and waste footprint score of corporate bonds in portfolio are better than those of the corporate bonds in the General Market Index.
3. The Sub-fund scrutinizes investment in companies that are in breach of the ILO standards, UNGPs, UNGC or OECD Guidelines for Multinational Enterprises. If a company in the portfolio breaches one of the international guidelines during the investment period, the company will become part of the



The investment strategy guides investment decisions based on factors such as investment objectives and risk tolerance.

Enhanced Engagement program. When engagement is deemed highly unlikely to succeed, the company might be excluded directly.

4. The Sub-fund's weighted average ESG score of the corporate bonds in portfolio is better than that of the corporate bonds in the General Market Index.
5. The Sub-fund's weight in companies with a positive SDG score (1,2,3) is better than that of the General Market Index.

The Sub-fund has the following E/S characteristics for investments in government bonds:

1. The Sub-fund's portfolio complies with Robeco's Exclusion Policy (<https://www.robeco.com/files/docm/docu-exclusion-policy.pdf>), that is based on exclusion criteria with regards to products and business practices that Robeco believes are detrimental to society and incompatible with sustainable investment strategies. This means that the Sub-fund has 0% exposure to excluded securities, taking into account a grace period. Information with regards to the effects of the exclusions on the Sub-fund's universe can be found at <https://www.robeco.com/files/docm/docu-exclusion-list.pdf>.
2. The Sub-fund's portfolio has a better average ESG score on Robeco's Country Sustainability Ranking than the General Market Index.
3. The Sub-fund's weighted carbon emissions per capita of the government bonds in portfolio is better than that of the government bonds in the General Market Index.

● **What is the committed minimum rate to reduce the scope of the investments considered prior to the application of that investment strategy?**

The Sub-fund does not commit to a minimum rate to reduce the scope of investments prior to the application of the investment strategy.

● **What is the policy to assess good governance practices of the investee companies?**

Robeco has a Good Governance policy to assess governance practices of companies. The policy describes how Robeco determines if and when a company does not follow good governance practices and is therefore excluded from the initial investment universe for Article 8 and 9 products. Robeco's Good Governance policy applies to the Sub-fund and tests on a set of governance criteria that reflect widely recognized industry established norms and include topics as employee relations, management structure, tax compliance and remuneration.

The Good Governance test consists of criteria on such topics that are examined for investee companies and further explained in Robeco's Good Governance policy <https://www.robeco.com/files/docm/docu-robeco-good-governance-policy.pdf>. Additionally, the companies that do not pass the good governance test are reflected in the exclusion list that can be accessed here - <https://www.robeco.com/files/docm/docu-exclusion-list.pdf>.

● **What is the asset allocation planned for this financial product?**

At least 90% of the investments are aligned with the E/S characteristics of the Sub-fund. The Sub-fund plans to make a minimum of 10% sustainable investments, measured by positive scores via Robeco's SDG Framework. The investments in the category Other, estimated between 0-10%, are mostly in cash, cash equivalents and derivatives as further described below. The planned asset allocation is monitored continuously, and evaluated on a yearly basis.

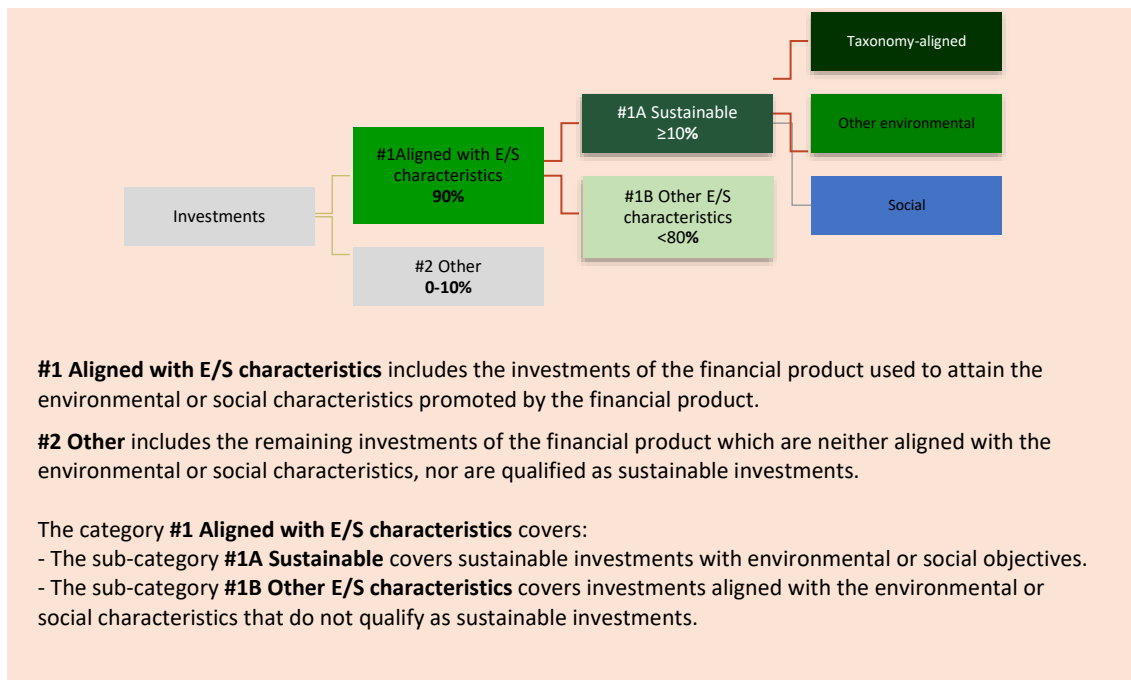
Good governance practices include sound management structures, employee relations, remuneration of staff and tax compliance.



Asset allocation describes the share of investments in specific assets.

Taxonomy-aligned activities are expressed as a share of:

- **turnover** reflecting the share of revenue from green activities of investee companies
- **capital expenditure** (CapEx) showing the green investments made by investee companies, e.g. for a transition to a green economy.
- **operational expenditure** (OpEx) reflecting green operational activities of investee companies.



#1 Aligned with E/S characteristics includes the investments of the financial product used to attain the environmental or social characteristics promoted by the financial product.

#2 Other includes the remaining investments of the financial product which are neither aligned with the environmental or social characteristics, nor are qualified as sustainable investments.

The category **#1 Aligned with E/S characteristics** covers:

- The sub-category **#1A Sustainable** covers sustainable investments with environmental or social objectives.
- The sub-category **#1B Other E/S characteristics** covers investments aligned with the environmental or social characteristics that do not qualify as sustainable investments.

How does the use of derivatives attain the environmental or social characteristics promoted by the financial product?

The Sub-fund does not make use of derivatives to attain the environmental or social characteristics promoted by the financial product. The Sub-fund may make use of derivatives for hedging, liquidity management and efficient portfolio management as well as investment purposes in the global fixed income, money market, interest rates and currency markets. In case the Sub-fund uses derivatives, the underlying shall comply with the investment policy of the Sub-fund. Where relevant, minimum environmental or social safeguards are taken into account as described below.



To what minimum extent are sustainable investments with an environmental objective aligned with the EU Taxonomy?

0%. The Sub-fund does not intend to make Taxonomy-aligned investments. It cannot be excluded that among the Sub-fund's holdings certain investments are Taxonomy aligned. The Sub-fund will report on Taxonomy-aligned investment in the periodic disclosures. In the future, once data-availability in relation to the EU Taxonomy will improve, Robeco might consider setting a target based on turnover or CAPEX. Robeco currently relies on third-party data, including data in relation to companies that do not disclose on the EU Taxonomy alignment of their activities. EU Taxonomy-alignment data is not yet subject to a review by third parties. The Sub-fund only makes investments in equity and therefore it does not have sovereign exposures. The expected level of alignment with and without sovereign bonds is the same.

To comply with the EU Taxonomy, the criteria for **fossil gas** include limitations on emissions and switching to renewable power or low-carbon fuels by the end of 2035. For **nuclear energy**, the criteria include comprehensive safety and waste management rules.

Enabling activities directly enable other activities to make a substantial contribution to an environmental objective.

Transitional activities are activities for which low-carbon alternatives are not yet available and among others have greenhouse gas emission levels corresponding to the best performance.

● **Does the financial product invest in fossil gas and/or nuclear energy related activities that comply with the EU Taxonomy⁷⁶?**

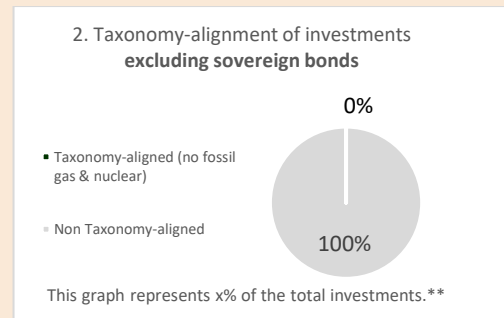
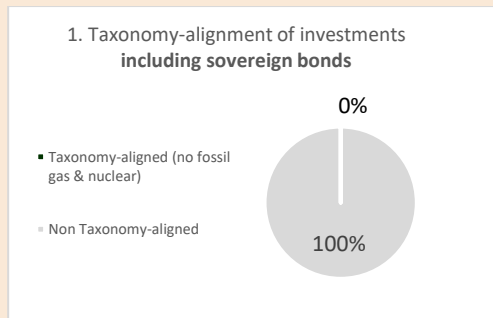
Yes

In fossil gas

In nuclear energy

No

The two graphs below show in green the minimum percentage of investments that are aligned with the EU Taxonomy. As there is no appropriate methodology to determine the Taxonomy-alignment of sovereign bonds, the first graph shows the Taxonomy alignment in relation to all the investments of the financial product including sovereign bonds, while the second graph shows the Taxonomy alignment only in relation to the investments of the financial product other than sovereign bonds.*



* For the purpose of these graphs, 'sovereign bonds' consist of all sovereign exposures

** As the investments are not Taxonomy-aligned, the exclusion of sovereign bonds has no impact on the graph and therefore no such percentage is shown here.

● **What is the minimum share of investments in transitional and enabling activities?**


0%.



What is the minimum share of sustainable investments with an environmental objective that are not aligned with the EU Taxonomy?

The Sub-fund intends to make sustainable investments, measured as positive scores via Robeco's SDG Framework. Among those could be investments with environmental objectives that do not qualify as Taxonomy-aligned. The environmental objectives of the Sub-fund are attained by investing in companies that score positively on SDG 12 (Responsible consumption and production), SDG 13 (Climate action), SDG 14 (Life below water), and SDG 15 (Life on land) in Robeco's SDG Framework. While the sum of sustainable investments with an environmental objective and socially sustainable investments always adds up to the Sub-fund's minimum proportion of 10% sustainable investments, we do not commit to a minimum share of sustainable investments with an environmental objective because the Sub-fund's investment strategy does not have a specific environmental investment objective. Therefore, the minimum share of sustainable investments with an environmental objective is 0%.

⁷⁶ Fossil gas and/or nuclear related activities will only comply with the EU Taxonomy where they contribute to limiting climate change ("climate change mitigation") and do not significantly harm any EU Taxonomy objective - see explanatory note in the left hand margin. The full criteria for fossil gas and nuclear energy economic activities that comply with the EU Taxonomy are laid down in Commission Delegated Regulation (EU) 2022/1214.

 are sustainable investments with an environmental objective that **do not take into account the criteria** for environmentally sustainable economic activities under the EU Taxonomy.



What is the minimum share of socially sustainable investments?

The Sub-fund intends to make sustainable investments, measured as positive scores via Robeco's SDG Framework. Among those could be investments with social objectives. The social objectives of the Sub-fund are attained by investing in companies that score positively on SDG 1 (No poverty), SDG 2 (Zero hunger), SDG 3 (Good health and well-being), SDG 4 (Quality education), SDG 5 (Gender equality), SDG 6 (Clear water and sanitation), SDG 7 (Affordable and clean energy), SDG 8 (Decent work and economic growth), SDG 9 (Industry, innovation and infrastructure), SDG 10 (Reduced inequalities), SDG 11 (Sustainable cities and communities), SDG 16 (Peace, justice and strong institutions) and SDG 17 (Partnerships for the goals), in Robeco's SDG Framework. While the sum of socially sustainable investments and sustainable investments with an environmental objective always adds up to the Sub-fund's minimum proportion of sustainable investments, we do not commit to a minimum share of socially sustainable investments because the Sub-fund's investment strategy does not have a specific socially sustainable investment objective. Therefore, the minimum share of socially sustainable investments is 0%.



What investments are included under "#2 Other", what is their purpose and are there any minimum environmental or social safeguards?

The type of instruments included under "#2 Other" and their purpose are outlined in Annex I of this Prospectus under the header 'Financial instruments and investment restrictions'. They include cash, cash equivalents, as well as investment funds and eligible asset classes (other than bonds and equities) that do not specifically promote E/S characteristics. As indicated above, the Sub-fund does not make use of derivatives to attain the environmental or social characteristics promoted. The Sub-fund may make use of derivatives, which thus always fall under the category "#2 Other", for hedging, liquidity management and efficient portfolio management as well as investment purposes. Exchange traded and over-the-counter derivatives are permitted, including but not limited to futures, swaps, options and currency forwards. In case the Sub-fund uses derivatives, the underlying shall comply with the investment policy. Where relevant, minimum environmental or social safeguards are taken into account, by, for example, applying Robeco's Exclusion Policy for any single security derivative.



Is a specific index designated as a reference benchmark to determine whether this financial product is aligned with the environmental and/or social characteristics that it promotes?

Not applicable.

Reference benchmarks are indexes to measure whether the financial product attains the environmental or social characteristics that they promote.



Where can I find more product specific information online?

More product-specific information can be found on the website:

<https://www.robeco.com/en-int/products/funds>

- o Robeco's PAI Statement can be accessed via the following link:
<https://www.robeco.com/files/docm/docu-principal-adverse-impact-statement-summary-entity-level.pdf>

- Robeco's Good Governance test can be accessed via the following link:
<https://www.robeco.com/files/docm/docu-robeco-good-governance-policy.pdf>
- Robeco's SDG framework:
<https://www.robeco.com/docm/docu-robeco-explanation-sdg-framework.pdf>
- Robeco's sustainability risk policy:
<https://www.robeco.com/files/docm/docu-robeco-sustainability-risk-policy.pdf>

e) Robeco Global Credits – Short Maturity

Pre-contractual disclosure for the financial products referred to in Article 8, paragraphs 1, 2 and 2a, of Regulation (EU) 2019/2088 and Article 6, first paragraph, of Regulation (EU) 2020/852

Product name: Robeco Global Credits – Short Maturity

Legal entity identifier: 2138001CC7H5L9AYFW22

Environmental and/or social characteristics

Does this financial product have a sustainable investment objective?

Yes

No

It will make a minimum of **sustainable investments with an environmental objective:** ___%

- in economic activities that qualify as environmentally sustainable under the EU Taxonomy
- in economic activities that do not qualify as environmentally sustainable under the EU Taxonomy

It will make a minimum of **sustainable investments with a social objective:** ___%

It promotes **Environmental/Social (E/S) characteristics** and while it does not have as its objective a sustainable investment, it will have a minimum proportion of 30% of sustainable investments

- with an environmental objective in economic activities that qualify as environmentally sustainable under the EU Taxonomy
- with an environmental objective in economic activities that do not qualify as environmentally sustainable under the EU Taxonomy
- with a social objective

It promotes E/S characteristics, but **will not make any sustainable investments**

Sustainable investment means an investment in an economic activity that contributes to an environmental or social objective, provided that the investment does not significantly harm any environmental or social objective and that the investee companies follow good governance practices.

The **EU Taxonomy** is a classification system laid down in Regulation (EU) 2020/852, establishing a list of **environmentally sustainable economic activities**. That Regulation does not include a list of socially sustainable economic activities. Sustainable investments with an environmental objective might be aligned with the Taxonomy or not.



What environmental and/or social characteristics are promoted by this financial product?

The Sub-fund has the following E/S characteristics:

Sustainability indicators measure how the environmental or social characteristics promoted by the financial product are attained.

1. The Sub-fund promotes certain minimum environmental and social safeguards through applying exclusion criteria with regards to products and business practices that Robeco believes are detrimental to society and incompatible with sustainable investment strategies, such as exposure to controversial behaviour, controversial weapons, and fossil fuels.
2. The Sub-fund promotes adherence to and conducting business activities in accordance with the United Nations Universal Declaration of Human Rights, the International Labor Organization's (ILO) labor standards, the United Nations Guiding Principles for Business and Human Rights (UNGPs), the United Nations Global Compact (UNGC) and the OECD Guidelines for Multinational Enterprises, by scrutinizing companies that violate these principles.
3. The Sub-fund limits investing in companies with an elevated sustainability risk based on ESG risk scores whereas all such investments require separate approval of a dedicated committee that oversees that all investments are substantiated and eligible based on a fundamental review on the sustainability risk.
4. The Sub-fund aims to contribute to the United Nations Sustainable Development Goals by investing in green, social, sustainability and/or sustainability-linked bonds that are used to finance environmental and social projects.

There is no reference benchmark designated for the purpose of attaining the environmental or social characteristics promoted by the Sub-fund.

● ***What sustainability indicators are used to measure the attainment of each of the environmental or social characteristics promoted by this financial product?***

The Sub-fund has the following sustainability indicators:

1. The % of investments in securities that are on Robeco's Exclusion list as result of the application of Robeco's Exclusion Policy.
2. The number of companies that are in violation of the ILO standards, UNGPs, UNGC or OECD Guidelines for Multinational Enterprises and hence are a part of the Enhanced Engagement program.
3. The % of holdings with an elevated sustainability risk profile.
4. The % of the Sub-fund invested in green, social, sustainability and/or sustainability-linked bonds.

● ***What are the objectives of the sustainable investments that the financial product partially intends to make and how does the sustainable investment contribute to such objectives?***

The sustainable investments aim to contribute to the UN Sustainable Development Goals ("SDGs"), that have both social and environmental objectives. These are 17 goals that are globally recognised and include environmental goals such as climate action, clean water, life on land and water and social goals such as zero hunger, gender equality, education, etc. Robeco has developed a proprietary framework based on the UN SDGs through which an issuer's contribution to such SDGs is determined through a 3-step process. This process starts with a sector baseline on which a company's products are analysed to examine contribution to the society and environment. Further, the operational processes involved in creating such products is checked along with any controversies/litigation claims and remediation actions taken which are perused before a final SDG score is determined. The final score ranges between high negative (-3) to high positive (+3) and only those issuers which achieve positive SDG scores (+1, +2 and, +3) are regarded as Sustainable Investments. Some of the sustainable investments are Green Bonds, and therefore contribute to the environmental objectives under EU Taxonomy.

● ***How do the sustainable investments that the financial product partially intends to make, not cause significant harm to any environmental or social sustainable investment objective?***

The sustainable investments do no significant harm to any environmental or social sustainable investment objective by considering a principal adverse impact and aligning with the OECD Guidelines for Multinational Enterprises and the UN Guiding Principles on Business and Human Rights. In addition, sustainable investments score positively on Robeco's SDG Framework, and therefore do not cause significant harm.

How have the indicators for adverse impacts on sustainability factors been taken into account?

For sustainable investments that are either green, social, sustainability or sustainability-linked bonds, significant harm is avoided by the application of the Robeco's green, social, sustainability or sustainability-linked bond eligibility frameworks.

Robeco's SDG Framework is considered for the analysis of sustainable investments determined by positive scores on this framework. Robeco's SDG Framework assesses the contribution of companies to the Sustainable Development Goals (SDGs). Many PAI indicators are either directly or indirectly included in the SDG Framework to determine whether a company has significant impacts on the SDGs related to the PAI indicators. A detailed description of the incorporation of principal adverse impacts is available via Robeco's Principal Adverse Impact Statement published on the Robeco website (<https://www.robeco.com/files/docm/docu-principal-adverse-impact-statement-summary-entity-level.pdf>).

How are the sustainable investments aligned with the OECD Guidelines for Multinational Enterprises and the UN Guiding Principles on Business and Human Rights? Details:

The sustainable investments are aligned with the OECD Guidelines for Multinational Enterprises and the UN Guiding Principles on Business and Human Rights via both Robeco's Exclusion Policy and Robeco's SDG Framework.

Robeco's Exclusion Policy includes an explanation of how Robeco acts in accordance with the International Labor Organization (ILO) standards, United Nations Guiding Principles (UNGPs), United Nations Global Compact (UNGC) Principles and the Organization for Economic Co-operation and Development (OECD) Guidelines for Multinational Enterprises and is guided by these international treaties to assess the behavior of companies. Robeco continuously screens its investments for breaches of these principles. In case of a breach, the company will be excluded or engaged with, and is not considered a sustainable investment.

Robeco's SDG Framework screens for breaches on these principles in the final step of the framework. In this step, Robeco checks whether the company concerned has been involved in any controversies. Involvement in any controversy will result in a negative SDG score for the company, meaning it is not a sustainable investment.

The EU Taxonomy sets out a "do not significant harm" principle by which Taxonomy-aligned investments should not significantly harm EU Taxonomy objectives and is accompanied by specific EU criteria.

The "do no significant harm" principle applies only to those investments underlying the financial product that take into account the EU criteria for environmentally sustainable economic activities. The investments underlying the remaining portion of this financial product do not take into account the EU criteria for environmentally sustainable economic activities.

Any other sustainable investments must also not significantly harm any environmental or social objectives.



Does this financial product consider principal adverse impacts on sustainability factors?

Yes, _____

The Sub-fund considers principal adverse impacts on sustainability factors as referred to in Annex I of the SFDR Delegated Act.

Pre-investment, the following principal adverse impacts on sustainability factors are considered:

- o Via the applied normative and activity-based exclusions, the following PAIs are considered:
 - Exposure to companies active in the fossil fuel sector (PAI 4, Table 1)
 - Violations of the UN Global Compact Principles and Organisation for Economic Cooperation and Development (OECD) Guidelines for Multinational Enterprises (PAI 10, Table 1)
 - Activities negatively affecting biodiversity-sensitive areas (PAI 7, Table 1). The consideration of this PAI is currently restricted to applying exclusions to palm oil producing companies and for any breaches to the UNGC, UNGP and OECD Guidelines for Multinational Enterprises in relation to biodiversity.
 - Exposure to controversial weapons (anti-personnel mines, cluster munitions, chemical weapons (PAI 14, Table 1)
- o Via the ESG integration process, as part of the investment due diligence policies and procedures, the following PAIs are considered:
 - All indicators related to GHG emissions, as part of the required Climate Risk analysis (PAI 1-6, Table 1, PAI 4, Table 2)
 - Water and waste indicators (PAI 7-9, Table 1)

Post-investment, the following principal adverse impacts on sustainability factors are taken into account via Robeco's entity engagement program:

 - All indicators related to Climate and other environment-related indicators (PAI 1-9, Table 1)
 - Violations of the UN Global Compact Principles and Organisation for Economic Cooperation and Development (OECD) Guidelines for Multinational Enterprises (PAI 10, Table 1). On an ongoing basis, the investment universe is scanned for controversial behavior in relation to the aforementioned principles and guidelines.
 - In addition, based on a yearly review of Robeco's performance on all mandatory and selected voluntary indicators, holdings of the Sub-fund that cause adverse impact might be selected for engagement.

More information is available via Robeco's Principal Adverse Impact Statement, published on Robeco's website. The Sub-fund will periodically report how it has considered the principal adverse impacts of its

Principal adverse impacts are the most significant negative impacts of investment decisions on sustainability factors relating to environmental, social and employee matters, respect for human rights, anti-corruption and anti-bribery matters.

investments in the Company's annual report, which will be made available each year on or before 30 April at the Sub-fund page highlighted in final section of this document.

No



What investment strategy does this financial product follow?

Robeco Global Credits – Short Maturity is an actively managed fund that invests primarily in a diversified portfolio of global investment grade corporate bonds with a short maturity.

The selection of these bonds is based on fundamental analysis as described in the Investment policy strategy paragraph in Appendix I of this Prospectus. The strategy integrates sustainability indicators on a continuous basis as part of the bond selection process. Amongst others, the Sub-fund applies norms-based, activity-based and regional exclusions, Robeco's good governance policy, Robeco's SDG framework and considers Principal Adverse Impacts in the investment process. More product-specific information can be found on our website and the links provided in the final question of this disclosure.

The investment strategy guides investment decisions based on factors such as investment objectives and risk tolerance.

What are the binding elements of the investment strategy used to select the investments to attain each of the environmental or social characteristics promoted by this financial product?

The Sub-fund has the following binding elements:

1. The Sub-fund's portfolio complies with Robeco's Exclusion Policy (<https://www.robeco.com/files/docm/docu-exclusion-policy.pdf>), that is based on exclusion criteria with regards to products and business practices that Robeco believes are detrimental to society and incompatible with sustainable investment strategies. This means that the Sub-fund has 0% exposure to excluded securities, taking into account a grace period. Information with regards to the effects of the exclusions on the Sub-fund's universe can be found at <https://www.robeco.com/files/docm/docu-exclusion-list.pdf>.
2. The Sub-fund scrutinizes investment in companies that are in breach of the ILO standards, UNGPs, UNGC or OECD Guidelines for Multinational Enterprises. If a company in the portfolio breaches one of the international guidelines during the investment period, the company will become part of the Enhanced Engagement program.
3. Investments with an elevated sustainability risk are defined by Robeco as companies with an ESG Risk Rating of 40 and higher (the ESG Risk Rating is explained in the sustainability risk policy which can be accessed via <https://www.robeco.com/files/docm/docu-robeco-sustainability-risk-policy.pdf>). The Sub-fund is limited to a maximum exposure of 3% to investments with an elevated sustainability risk, based on the market weight in the portfolio taking into account regional differences and benchmark. Each investment with an ESG Risk rating of higher than 40 requires separate approval by a dedicated committee of sustainable investment specialists, compliance and risk management that oversees the bottom-up sustainability analysis.
4. The Sub-fund invests a minimum of 5% in green, social, sustainability, and/or sustainability-linked bonds.

What is the committed minimum rate to reduce the scope of the investments considered prior to the application of that investment strategy?

The Sub-fund does not commit to a minimum rate to reduce the scope of investments prior to the application of the investment strategy.

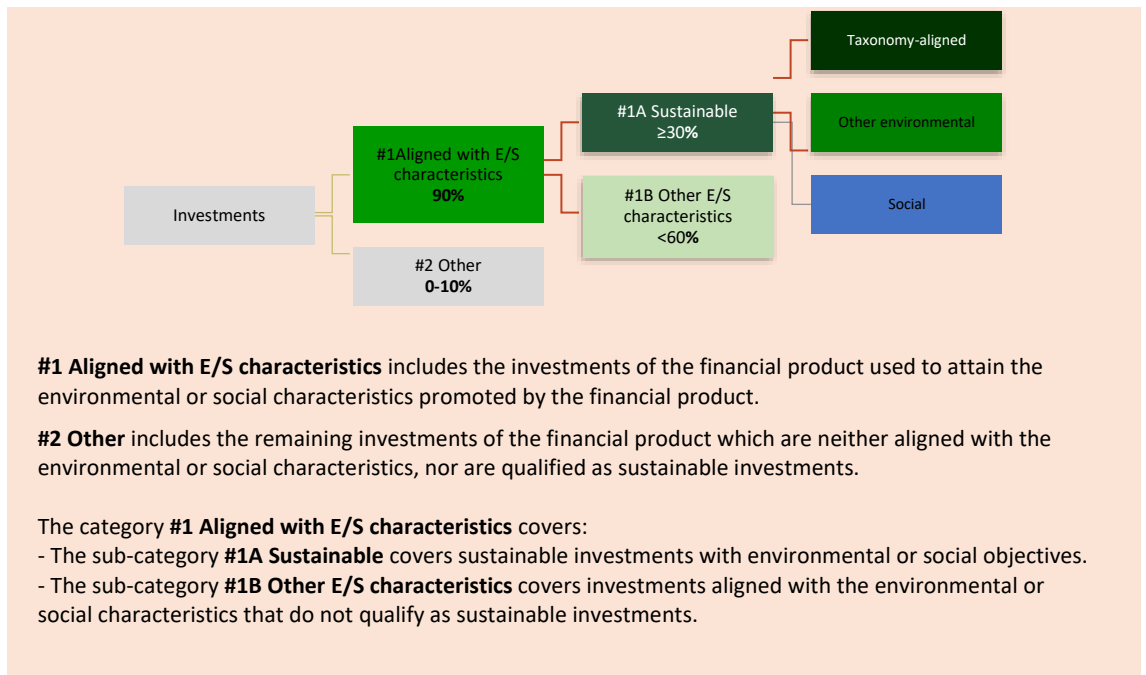
What is the policy to assess good governance practices of the investee companies?

Robeco has a Good Governance policy to assess governance practices of companies. The policy describes how Robeco determines if and when a company does not follow good governance practices and is therefore excluded from the initial investment universe for Article 8 and 9 products. Robeco's Good Governance policy applies to the Sub-fund and tests on a set of governance criteria that reflect widely recognized industry established norms and include topics as employee relations, management structure, tax compliance and remuneration.

The Good Governance test consists of criteria on such topics that are examined for investee companies and further explained in Robeco's Good Governance policy <https://www.robeco.com/files/docm/docu-robeco-good-governance-policy.pdf>. Additionally, the companies that do not pass the good governance test are reflected in the exclusion list that can be accessed here - <https://www.robeco.com/files/docm/docu-exclusion-list.pdf>.

What is the asset allocation planned for this financial product?

At least 90% of the investments are aligned with the E/S characteristics of the Sub-fund. The Sub-fund plans to make a minimum of 30% sustainable investments, measured by either being positive scores via Robeco's SDG Framework or investments in green, social, sustainability or sustainability-linked bonds. The investments in the category Other, estimated between 0-10%, are mostly in cash, cash equivalents and derivatives as further described below. The planned asset allocation is monitored continuously, and evaluated on a yearly basis.



How does the use of derivatives attain the environmental or social characteristics promoted by the financial product?

The Sub-fund does not make use of derivatives to attain the environmental or social characteristics promoted by the financial product. The Sub-fund may make use of derivatives for hedging, liquidity management and efficient portfolio management as well as investment purposes in the global fixed income, money market, interest rates and currency markets. In case the Sub-fund uses derivatives, the

Good governance practices include sound management structures, employee relations, remuneration of staff and tax compliance.



Asset allocation describes the share of investments in specific assets.

Taxonomy-aligned activities are expressed as a share of:

- **turnover** reflecting the share of revenue from green activities of investee companies
- **capital expenditure** (CapEx) showing the green investments made by investee companies, e.g. for a transition to a green economy.
- **operational expenditure** (OpEx) reflecting green operational activities of investee companies.

underlying shall comply with the investment policy of the Sub-fund. Where relevant, minimum environmental or social safeguards are taken into account as described below.



To what minimum extent are sustainable investments with an environmental objective aligned with the EU Taxonomy?

0%. The Sub-fund intends to contribute to all 6 environmental objectives under the EU Taxonomy via the investments in Green Bonds. The Sub-fund commits to a minimum share of 0% of Taxonomy-aligned activities. The Sub-fund intends to increase the minimum share of Taxonomy aligned activities for the Sub-fund, based on use of proceeds, once data availability in relation to the EU Taxonomy for Green Bonds improves and stabilises.

The Sub-fund will report on Taxonomy-aligned investment in the periodic disclosures. For investments in corporate bonds, the Sub-fund will report on turnover. Given the lack of data on the EU Taxonomy for Green Bonds in the market, Robeco relies on internal analysis for the time being. EU Taxonomy-alignment data is not yet subject to a review by third parties. The expected level of alignment with and without sovereign bonds is the same.

Does the financial product invest in fossil gas and/or nuclear energy related activities that comply with the EU Taxonomy⁷⁷?

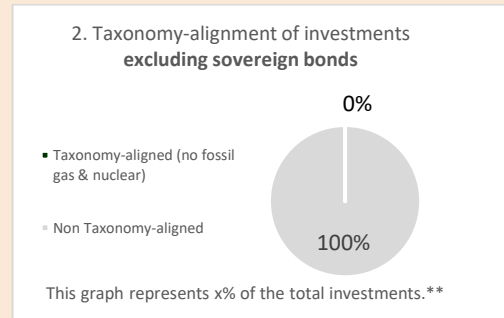
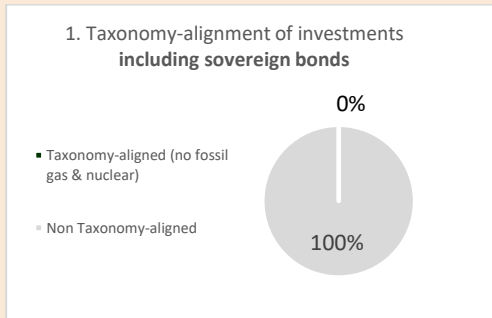
Yes

In fossil gas

In nuclear energy

No

The two graphs below show in green the minimum percentage of investments that are aligned with the EU Taxonomy. As there is no appropriate methodology to determine the Taxonomy-alignment of sovereign bonds, the first graph shows the Taxonomy alignment in relation to all the investments of the financial product including sovereign bonds, while the second graph shows the Taxonomy alignment only in relation to the investments of the financial product other than sovereign bonds.*



* For the purpose of these graphs, 'sovereign bonds' consist of all sovereign exposures

** As the investments are not Taxonomy-aligned, the exclusion of sovereign bonds has no impact on the graph and therefore no such percentage is shown here.

To comply with the EU Taxonomy, the criteria for **fossil gas** include limitations on emissions and switching to renewable power or low-carbon fuels by the end of 2035. For **nuclear energy**, the criteria include comprehensive safety and waste management rules.

Enabling activities directly enable other activities to make a substantial contribution to an environmental objective.

Transitional activities are activities for which low-carbon alternatives are not yet available and

⁷⁷ Fossil gas and/or nuclear related activities will only comply with the EU Taxonomy where they contribute to limiting climate change ("climate change mitigation") and do not significantly harm any EU Taxonomy objective - see explanatory note in the left hand margin. The full criteria for fossil gas and nuclear energy economic activities that comply with the EU Taxonomy are laid down in Commission Delegated Regulation (EU) 2022/1214.

among others have greenhouse gas emission levels corresponding to the best performance.

● **What is the minimum share of investments in transitional and enabling activities?**

0%.



What is the minimum share of sustainable investments with an environmental objective that are not aligned with the EU Taxonomy?

Green bonds may invest (part of) their use of proceeds in economic activities that do not qualify as environmentally sustainable under the EU Taxonomy. In addition, the Sub-fund intends to make sustainable investments measured as positive scores via Robeco's SDG Framework. Among those could be investments with environmental objectives that do not qualify as Taxonomy-aligned. The environmental objectives of the Sub-fund are attained by investing in companies that score positively on SDG 12 (Responsible consumption and production), SDG 13 (Climate action), SDG 14 (Life below water), and SDG 15 (Life on land) in Robeco's SDG Framework.

While the sum of sustainable investments with an environmental objective and socially sustainable investments always adds up to the Sub-fund's minimum proportion of 30% sustainable investments, we do not commit to a minimum share of sustainable investments with an environmental objective because the Sub-fund's investment strategy does not have a specific environmental investment objective. Therefore, the minimum share of sustainable investments with an environmental objective is 0%.

What is the minimum share of socially sustainable investments?

Social, sustainability or sustainability-linked bonds may invest (part of) their use of proceeds in economic activities that contribute to a social objective.

In addition, the Sub-fund intends to make sustainable investments, measured as positive scores via Robeco's SDG Framework. Among those could be investments with social objectives. The social objectives of the Sub-fund are attained by investing in companies that score positively on SDG 1 (No poverty), SDG 2 (Zero hunger), SDG 3 (Good health and well-being), SDG 4 (Quality education), SDG 5 (Gender equality), SDG 6 (Clear water and sanitation), SDG 7 (Affordable and clean energy), SDG 8 (Decent work and economic growth), SDG 9 (Industry, innovation and infrastructure), SDG 10 (Reduced inequalities), SDG 11 (Sustainable cities and communities), SDG 16 (Peace, justice and strong institutions) and SDG 17 (Partnerships for the goals), in Robeco's SDG Framework.

While the sum of socially sustainable investments and sustainable investments with an environmental objective always adds up to the Sub-fund's minimum proportion of sustainable investments, we do not commit to a minimum share of socially sustainable investments because the Sub-fund's investment strategy does not have a specific socially sustainable investment objective. Therefore, the minimum share of socially sustainable investments is 0%.



What investments are included under "#2 Other", what is their purpose and are there any minimum environmental or social safeguards?

The type of instruments included under "#2 Other" and their purpose are outlined in Annex I of this Prospectus under the header 'Financial instruments and investment restrictions'. They include cash, cash equivalents, as well as investment funds and eligible asset classes (other than bonds and equities) that do not specifically promote E/S characteristics. As indicated above, the Sub-fund does not make use of derivatives to attain the environmental or social characteristics promoted. The Sub-fund may make use of derivatives, which thus always fall under the category "#2 Other", for hedging, liquidity management and efficient portfolio management as well as investment purposes. Exchange traded and over-the-counter derivatives are permitted, including but not limited to futures, swaps, options and currency forwards. In case the Sub-fund uses derivatives, the underlying shall comply with the investment policy. Where relevant, minimum environmental or social safeguards are taken into account, by, for example, applying Robeco's Exclusion Policy for any single security derivative.

 are sustainable investments with an environmental objective that **do not take into account the criteria** for environmentally sustainable economic activities under the EU Taxonomy.



Is a specific index designated as a reference benchmark to determine whether this financial product is aligned with the environmental and/or social characteristics that it promotes?

Not applicable.

Reference benchmarks are indexes to measure whether the financial product attains the environmental or social characteristics that they promote.



Where can I find more product specific information online?

More product-specific information can be found on the website:

<https://www.robeco.com/en-int/products/funds>

- Robeco's PAI Statement can be accessed via the following link:
<https://www.robeco.com/files/docm/docu-principal-adverse-impact-statement-summary-entity-level.pdf>
- Robeco's Good Governance test can be accessed via the following link:
<https://www.robeco.com/files/docm/docu-robeco-good-governance-policy.pdf>
- Robeco's SDG framework:
<https://www.robeco.com/docm/docu-robeco-explanation-sdg-framework.pdf>
- Robeco's sustainability risk policy:
<https://www.robeco.com/files/docm/docu-robeco-sustainability-risk-policy.pdf>

f) Robeco Corporate Hybrid Bonds

Pre-contractual disclosure for the financial products referred to in Article 8, paragraphs 1, 2 and 2a, of Regulation (EU) 2019/2088 and Article 6, first paragraph, of Regulation (EU) 2020/852

Product name: Robeco Corporate Hybrid Bonds

Legal entity identifier: 213800KXAXX8MJC82S52

Environmental and/or social characteristics

Does this financial product have a sustainable investment objective?

Yes

No

It will make a minimum of **sustainable investments with an environmental objective: ___%**

- in economic activities that qualify as environmentally sustainable under the EU Taxonomy
- in economic activities that do not qualify as environmentally sustainable under the EU Taxonomy

It will make a minimum of **sustainable investments with a social objective: ___%**

It promotes Environmental/Social (E/S) characteristics and while it does not have as its objective a sustainable investment, it will have a minimum proportion of 30% of sustainable investments

- with an environmental objective in economic activities that qualify as environmentally sustainable under the EU Taxonomy
- with an environmental objective in economic activities that do not qualify as environmentally sustainable under the EU Taxonomy
- with a social objective

It promotes E/S characteristics, but **will not make any sustainable investments**

Sustainable investment means an investment in an economic activity that contributes to an environmental or social objective, provided that the investment does not significantly harm any environmental or social objective and that the investee companies follow good governance practices.

The **EU Taxonomy** is a classification system laid down in Regulation (EU) 2020/852, establishing a list of **environmentally sustainable economic activities**. That Regulation does not include a list of socially sustainable economic activities. Sustainable investments with an environmental objective might be aligned with the Taxonomy or not.



What environmental and/or social characteristics are promoted by this financial product?

The Sub-fund has the following E/S characteristics:

Sustainability indicators measure how the environmental or social characteristics promoted by the financial product are attained.

1. The Sub-fund promotes certain minimum environmental and social safeguards through applying exclusion criteria with regards to products and business practices that Robeco believes are detrimental to society and incompatible with sustainable investment strategies, such as exposure to controversial behaviour, controversial weapons, and fossil fuels.
2. The Sub-fund promotes adherence to and conducting business activities in accordance with the United Nations Universal Declaration of Human Rights, the International Labor Organization's (ILO) labor standards, the United Nations Guiding Principles for Business and Human Rights (UNGPs), the United Nations Global Compact (UNGC) and the OECD Guidelines for Multinational Enterprises, by scrutinizing companies that violate these principles.
3. The Sub-fund limits investing in companies with an elevated sustainability risk based on ESG risk scores whereas all such investments require separate approval of a dedicated committee that oversees that all investments are substantiated and eligible based on a fundamental review on the sustainability risk.
4. The Sub-fund aims to contribute to the United Nations Sustainable Development Goals by investing in green, social, sustainability and/or sustainability-linked bonds that are used to finance environmental and social projects.

There is no reference benchmark designated for the purpose of attaining the environmental or social characteristics promoted by the Sub-fund.

● ***What sustainability indicators are used to measure the attainment of each of the environmental or social characteristics promoted by this financial product?***

The Sub-fund has the following sustainability indicators:

1. The % of investments in securities that are on Robeco's Exclusion list as result of the application of Robeco's Exclusion Policy.
2. The number of companies that are in violation of the ILO standards, UNGPs, UNGC or OECD Guidelines for Multinational Enterprises and hence are a part of the Enhanced Engagement program.
3. The % of holdings with an elevated sustainability risk profile.
4. The % of the Sub-fund invested in green, social, sustainability and/or sustainability-linked bonds.

● ***What are the objectives of the sustainable investments that the financial product partially intends to make and how does the sustainable investment contribute to such objectives?***

The sustainable investments aim to contribute to the UN Sustainable Development Goals ("SDGs"), that have both social and environmental objectives. These are 17 goals that are globally recognised and include environmental goals such as climate action, clean water, life on land and water and social goals such as zero hunger, gender equality, education, etc. Robeco has developed a proprietary framework based on the UN SDGs through which an issuer's contribution to such SDGs is determined through a 3-step process. This process starts with a sector baseline on which a company's products are analysed to examine contribution to the society and environment. Further, the operational processes involved in creating such products is checked along with any controversies/litigation claims and remediation actions taken which are perused before a final SDG score is determined. The final score ranges between high negative (-3) to high positive (+3) and only those issuers which achieve positive SDG scores (+1, +2 and, +3) are regarded as Sustainable Investments. Some of the sustainable investments are Green Bonds, and therefore contribute to the environmental objectives under EU Taxonomy.

● ***How do the sustainable investments that the financial product partially intends to make, not cause significant harm to any environmental or social sustainable investment objective?***

The sustainable investments do no significant harm to any environmental or social sustainable investment objective by considering a principal adverse impact and aligning with the OECD Guidelines for Multinational Enterprises and the UN Guiding Principles on Business and Human Rights. In addition, sustainable investments score positively on Robeco's SDG Framework or are assessed by either Robeco's Green Bond Framework or Social Bond Framework, and therefore do not cause significant harm.

How have the indicators for adverse impacts on sustainability factors been taken into account?

Mandatory principal adverse impact indicators are considered through Robeco's SDG Framework, either directly or indirectly, when identifying sustainable investments for the Sub-fund. In addition, voluntary environmental and social indicators are taken into account, depending on their relevance for measuring impacts on the SDGs and the availability of data. A detailed description of the incorporation of principal adverse impacts is available via Robeco's Principal Adverse Impact Statement published on the Robeco website (<https://www.robeco.com/files/docm/docu-principal-adverse-impact-statement-summary-entity-level.pdf>). In this statement, Robeco sets out its approach to identifying and prioritizing principal adverse impacts, and how principal adverse impacts are considered as part of Robeco's investment due diligence process and procedures relating to research and analysis, exclusions and restrictions and/or voting and engagement. This description also explains how principal adverse impact indicators are considered by the SDG Framework.

How are the sustainable investments aligned with the OECD Guidelines for Multinational Enterprises and the UN Guiding Principles on Business and Human Rights? Details:

The sustainable investments are aligned with the OECD Guidelines for Multinational Enterprises and the UN Guiding Principles on Business and Human Rights via both Robeco's Exclusion Policy and Robeco's SDG Framework.

Robeco's Exclusion Policy includes an explanation of how Robeco acts in accordance with the International Labor Organization (ILO) standards, United Nations Guiding Principles (UNGPs), United Nations Global Compact (UNGC) Principles and the Organization for Economic Co-operation and Development (OECD) Guidelines for Multinational Enterprises and is guided by these international treaties to assess the behavior of companies. Robeco continuously screens its investments for breaches of these principles. In case of a breach, the company will be excluded or engaged with, and is not considered a sustainable investment.

Robeco's SDG Framework screens for breaches on these principles in the final step of the framework. In this step, Robeco checks whether the company concerned has been involved in any controversies. Involvement in any controversy will result in a negative SDG score for the company, meaning it is not a sustainable investment.

The EU Taxonomy sets out a "do not significant harm" principle by which Taxonomy-aligned investments should not significantly harm EU Taxonomy objectives and is accompanied by specific EU criteria.

The "do no significant harm" principle applies only to those investments underlying the financial product that take into account the EU criteria for environmentally sustainable economic activities. The investments underlying the remaining portion of this financial product do not take into account the EU criteria for environmentally sustainable economic activities.

Any other sustainable investments must also not significantly harm any environmental or social objectives.



Does this financial product consider principal adverse impacts on sustainability factors?

Yes, _____

The Sub-fund considers principal adverse impacts on sustainability factors as referred to in Annex I of the SFDR Delegated Act.

Pre-investment, the following principal adverse impacts on sustainability factors are considered:

- o Via the applied normative and activity-based exclusions, the following PAIs are considered:
 - Exposure to companies active in the fossil fuel sector (PAI 4, Table 1)
 - Violations of the UN Global Compact Principles and Organisation for Economic Cooperation and Development (OECD) Guidelines for Multinational Enterprises (PAI 10, Table 1)
 - Activities negatively affecting biodiversity-sensitive areas (PAI 7, Table 1). The consideration of this PAI is currently restricted to applying exclusions to palm oil producing companies and for any breaches to the UNGC, UNGP and OECD Guidelines for Multinational Enterprises in relation to biodiversity.
 - Exposure to controversial weapons (anti-personnel mines, cluster munitions, chemical weapons (PAI 14, Table 1)
- o Via the ESG integration process, as part of the investment due diligence policies and procedures, the following PAIs are considered:
 - All indicators related to GHG emissions, as part of the required Climate Risk analysis (PAI 1-6, Table 1, PAI 4, Table 2)
 - Water and waste indicators (PAI 7-9, Table 1)

Post-investment, the following principal adverse impacts on sustainability factors are taken into account via Robeco's entity engagement program:

 - All indicators related to Climate and other environment-related indicators (PAI 1-9, Table 1)
 - Violations of the UN Global Compact Principles and Organisation for Economic Cooperation and Development (OECD) Guidelines for Multinational Enterprises (PAI 10, Table 1). On an ongoing basis, the investment universe is scanned for controversial behavior in relation to the aforementioned principles and guidelines.
 - In addition, based on a yearly review of Robeco's performance on all mandatory and selected voluntary indicators, holdings of the Sub-fund that cause adverse impact might be selected for engagement.

More information is available via Robeco's Principal Adverse Impact Statement, published on Robeco's website. The Sub-fund will periodically report how it has considered the principal adverse impacts of its

Principal adverse impacts are the most significant negative impacts of investment decisions on sustainability factors relating to environmental, social and employee matters, respect for human rights, anti-corruption and anti-bribery matters.

investments in the Company's annual report, which will be made available each year on or before 30 April at the Sub-fund page highlighted in final section of this document.

No



The investment strategy guides investment decisions based on factors such as investment objectives and risk tolerance.

What investment strategy does this financial product follow?

Robeco Corporate Hybrid Bonds is an actively managed fund that invests in global corporate hybrids bonds issued by non financials. The selection of these bonds is based on fundamental analysis as described in the Investment policy strategy paragraph in Appendix I of this Prospectus. The strategy integrates sustainability indicators on a continuous basis as part of the bond selection process. Amongst others, the Sub-fund applies norms-based, activity-based and regional exclusions, Robeco's good governance policy, Robeco's SDG framework and considers Principal Adverse Impacts in the investment process. More product-specific information can be found on our website and the links provided in the final question of this disclosure.

What are the binding elements of the investment strategy used to select the investments to attain each of the environmental or social characteristics promoted by this financial product?

The Sub-fund has the following binding elements:

1. The Sub-fund's portfolio complies with Robeco's Exclusion Policy (<https://www.robeco.com/files/docm/docu-exclusion-policy.pdf>), that is based on exclusion criteria with regards to products and business practices that Robeco believes are detrimental to society and incompatible with sustainable investment strategies. This means that the Sub-fund has 0% exposure to excluded securities, taking into account a grace period. Information with regards to the effects of the exclusions on the Sub-fund's universe can be found at <https://www.robeco.com/files/docm/docu-exclusion-list.pdf>.
2. The Sub-fund scrutinizes investment in companies that are in breach of the ILO standards, UNGPs, UNGC or OECD Guidelines for Multinational Enterprises. If a company in the portfolio breaches one of the international guidelines during the investment period, the company will become part of the Enhanced Engagement program.
3. Investments with an elevated sustainability risk are defined by Robeco as companies with an ESG Risk Rating of 40 and higher (the ESG Risk Rating is explained in the sustainability risk policy which can be accessed via <https://www.robeco.com/files/docm/docu-robeco-sustainability-risk-policy.pdf>). The Sub-fund is limited to a maximum exposure of 10% to investments with an elevated sustainability risk, based on the market weight in the portfolio taking into account regional differences and benchmark. Each investment with an ESG Risk rating of higher than 40 requires separate approval by a dedicated committee of sustainable investment specialists, compliance and risk management that oversees the bottom-up sustainability analysis.
4. The Sub-fund invests a minimum of 5% in green, social, sustainability, and/or sustainability-linked bonds.

What is the committed minimum rate to reduce the scope of the investments considered prior to the application of that investment strategy?

The Sub-fund does not commit to a minimum rate to reduce the scope of investments prior to the application of the investment strategy.

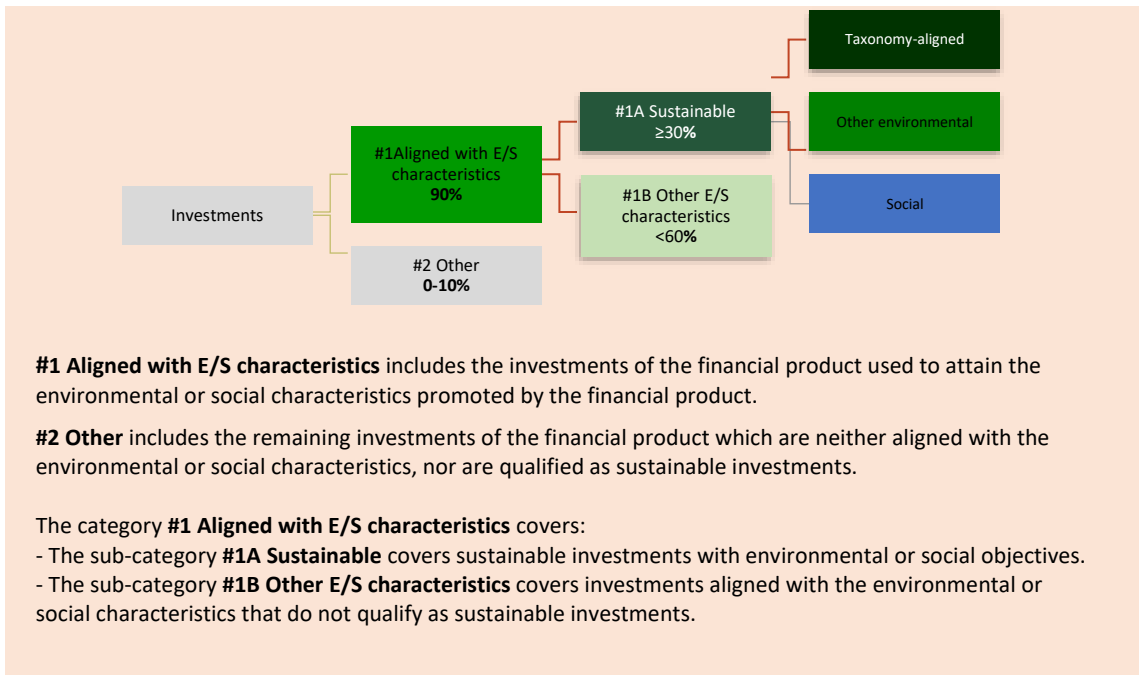
What is the policy to assess good governance practices of the investee companies?

Robeco has a Good Governance policy to assess governance practices of companies. The policy describes how Robeco determines if and when a company does not follow good governance practices and is therefore excluded from the initial investment universe for Article 8 and 9 products. Robeco's Good Governance policy applies to the Sub-fund and tests on a set of governance criteria that reflect widely recognized industry established norms and include topics as employee relations, management structure, tax compliance and remuneration.

The Good Governance test consists of criteria on such topics that are examined for investee companies and further explained in Robeco's Good Governance policy <https://www.robeco.com/files/docm/docu-robeco-good-governance-policy.pdf>. Additionally, the companies that do not pass the good governance test are reflected in the exclusion list that can be accessed here - <https://www.robeco.com/files/docm/docu-exclusion-list.pdf>.

What is the asset allocation planned for this financial product?

At least 90% of the investments are aligned with the E/S characteristics of the Sub-fund. The Sub-fund plans to make a minimum of 30% sustainable investments, measured by either being positive scores via Robeco's SDG Framework or investments in green, sustainability or sustainability-linked bonds. The investments in the category Other, estimated between 0-10%, are mostly in cash, cash equivalents and derivatives as further described below. The planned asset allocation is monitored continuously, and evaluated on a yearly basis.



How does the use of derivatives attain the environmental or social characteristics promoted by the financial product?

The Sub-fund does not make use of derivatives to attain the environmental or social characteristics promoted by the financial product. The Sub-fund may make use of derivatives for hedging, liquidity management and efficient portfolio management as well as investment purposes in the global fixed income, money market, interest rates and currency markets. In case the Sub-fund uses derivatives, the

Good governance practices include sound management structures, employee relations, remuneration of staff and tax compliance.



Asset allocation describes the share of investments in specific assets.

Taxonomy-aligned activities are expressed as a share of:

- **turnover** reflecting the share of revenue from green activities of investee companies
- **capital expenditure** (CapEx) showing the green investments made by investee companies, e.g. for a transition to a green economy.
- **operational expenditure** (OpEx) reflecting green operational activities of investee companies.

underlying shall comply with the investment policy of the Sub-fund. Where relevant, minimum environmental or social safeguards are taken into account as described below.



To what minimum extent are sustainable investments with an environmental objective aligned with the EU Taxonomy?

0%. The Sub-fund intends to contribute to all 6 environmental objectives under the EU Taxonomy via the investments in Green Bonds. The Sub-fund commits to a minimum share of 0% of Taxonomy-aligned activities. The Sub-fund intends to increase the minimum share of Taxonomy aligned activities for the Sub-fund, based on use of proceeds, once data availability in relation to the EU Taxonomy for Green Bonds improves and stabilises.

The Sub-fund will report on Taxonomy-aligned investment in the periodic disclosures. For investments in corporate bonds, the Sub-fund will report on turnover. Given the lack of data on the EU Taxonomy for Green Bonds in the market, Robeco relies on internal analysis for the time being. EU Taxonomy-alignment data is not yet subject to a review by third parties. The expected level of alignment with and without sovereign bonds is the same.

Does the financial product invest in fossil gas and/or nuclear energy related activities that comply with the EU Taxonomy⁷⁸?

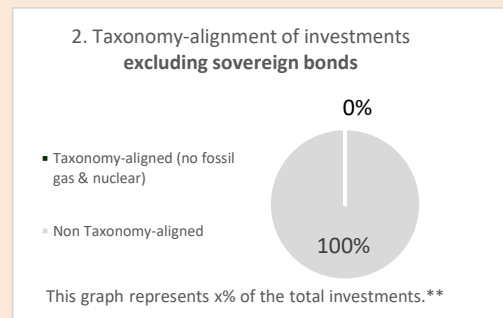
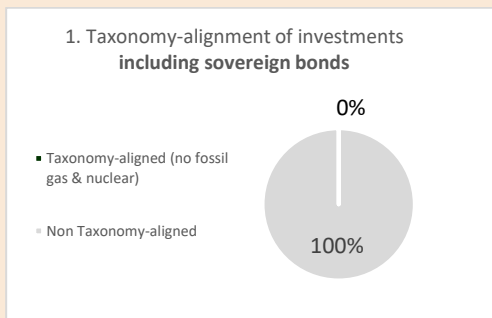
Yes

In fossil gas

In nuclear energy

No

The two graphs below show in green the minimum percentage of investments that are aligned with the EU Taxonomy. As there is no appropriate methodology to determine the Taxonomy-alignment of sovereign bonds, the first graph shows the Taxonomy alignment in relation to all the investments of the financial product including sovereign bonds, while the second graph shows the Taxonomy alignment only in relation to the investments of the financial product other than sovereign bonds.*



* For the purpose of these graphs, 'sovereign bonds' consist of all sovereign exposures

** As the investments are not Taxonomy-aligned, the exclusion of sovereign bonds has no impact on the graph and therefore no such percentage is shown here.

To comply with the EU Taxonomy, the criteria for **fossil gas** include limitations on emissions and switching to renewable power or low-carbon fuels by the end of 2035. For **nuclear energy**, the criteria include comprehensive safety and waste management rules.

Enabling activities directly enable other activities to make a substantial contribution to an environmental objective.

Transitional activities are activities for which low-carbon alternatives are not yet available and

⁷⁸ Fossil gas and/or nuclear related activities will only comply with the EU Taxonomy where they contribute to limiting climate change ("climate change mitigation") and do not significantly harm any EU Taxonomy objective - see explanatory note in the left hand margin. The full criteria for fossil gas and nuclear energy economic activities that comply with the EU Taxonomy are laid down in Commission Delegated Regulation (EU) 2022/1214.

among others have greenhouse gas emission levels corresponding to the best performance.

● **What is the minimum share of investments in transitional and enabling activities?**

0%.



What is the minimum share of sustainable investments with an environmental objective that are not aligned with the EU Taxonomy?

Green bonds may invest (part of) their use of proceeds in economic activities that do not qualify as environmentally sustainable under the EU Taxonomy. In addition, the Sub-fund intends to make sustainable investments measured as positive scores via Robeco's SDG Framework. Among those could be investments with environmental objectives that do not qualify as Taxonomy-aligned. The environmental objectives of the Sub-fund are attained by investing in companies that score positively on SDG 12 (Responsible consumption and production), SDG 13 (Climate action), SDG 14 (Life below water), and SDG 15 (Life on land) in Robeco's SDG Framework.

While the sum of sustainable investments with an environmental objective and socially sustainable investments always adds up to the Sub-fund's minimum proportion of 30% sustainable investments, we do not commit to a minimum share of sustainable investments with an environmental objective because the Sub-fund's investment strategy does not have a specific environmental investment objective. Therefore, the minimum share of sustainable investments with an environmental objective is 0%.

What is the minimum share of socially sustainable investments?

Social, sustainability or sustainability-linked bonds may invest (part of) their use of proceeds in economic activities that contribute to a social objective.

In addition, the Sub-fund intends to make sustainable investments, measured as positive scores via Robeco's SDG Framework. Among those could be investments with social objectives. The social objectives of the Sub-fund are attained by investing in companies that score positively on SDG 1 (No poverty), SDG 2 (Zero hunger), SDG 3 (Good health and well-being), SDG 4 (Quality education), SDG 5 (Gender equality), SDG 6 (Clean water and sanitation), SDG 7 (Affordable and clean energy), SDG 8 (Decent work and economic growth), SDG 9 (Industry, innovation and infrastructure), SDG 10 (Reduced inequalities), SDG 11 (Sustainable cities and communities), SDG 16 (Peace, justice and strong institutions) and SDG 17 (Partnerships for the goals), in Robeco's SDG Framework.

While the sum of socially sustainable investments and sustainable investments with an environmental objective always adds up to the Sub-fund's minimum proportion of sustainable investments, we do not commit to a minimum share of socially sustainable investments because the Sub-fund's investment strategy does not have a specific socially sustainable investment objective. Therefore, the minimum share of socially sustainable investments is 0%.



What investments are included under "#2 Other", what is their purpose and are there any minimum environmental or social safeguards?

The type of instruments included under "#2 Other" and their purpose are outlined in Annex I of this Prospectus under the header 'Financial instruments and investment restrictions'. They include cash, cash equivalents, as well as investment funds and eligible asset classes (other than bonds and equities) that do not specifically promote E/S characteristics. As indicated above, the Sub-fund does not make use of derivatives to attain the environmental or social characteristics promoted. The Sub-fund may make use of derivatives, which thus always fall under the category "#2 Other", for hedging, liquidity management and efficient portfolio management as well as investment purposes. Exchange traded and over-the-counter derivatives are permitted, including but not limited to futures, swaps, options and currency forwards. In case the Sub-fund uses derivatives, the underlying shall comply with the investment policy. Where relevant, minimum environmental or social safeguards are taken into account, by, for example, applying Robeco's Exclusion Policy for any single security derivative.

 are sustainable investments with an environmental objective that **do not take into account the criteria** for environmentally sustainable economic activities under the EU Taxonomy.



Is a specific index designated as a reference benchmark to determine whether this financial product is aligned with the environmental and/or social characteristics that it promotes?

Not applicable.

Reference benchmarks are indexes to measure whether the financial product attains the environmental or social characteristics that they promote.



Where can I find more product specific information online?

More product-specific information can be found on the website:

<https://www.robeco.com/en-int/products/funds>

- Robeco's PAI Statement can be accessed via the following link:
<https://www.robeco.com/files/docm/docu-principal-adverse-impact-statement-summary-entity-level.pdf>
- Robeco's Good Governance test can be accessed via the following link:
<https://www.robeco.com/files/docm/docu-robeco-good-governance-policy.pdf>
- Robeco's SDG framework:
<https://www.robeco.com/docm/docu-robeco-explanation-sdg-framework.pdf>
- Robeco's sustainability risk policy:
<https://www.robeco.com/files/docm/docu-robeco-sustainability-risk-policy.pdf>

g) Robeco QI Global Multi-Factor High Yield

Pre-contractual disclosure for the financial products referred to in Article 8, paragraphs 1, 2 and 2a, of Regulation (EU) 2019/2088 and Article 6, first paragraph, of Regulation (EU) 2020/852

Product name: Robeco QI Global Multi-Factor High Yield

Legal entity identifier: 213800AQVRERU8HLMDO3

Environmental and/or social characteristics

Does this financial product have a sustainable investment objective?

Yes

 No

It will make a minimum of **sustainable investments with an environmental objective:** ___%

- in economic activities that qualify as environmentally sustainable under the EU Taxonomy
- in economic activities that do not qualify as environmentally sustainable under the EU Taxonomy

It will make a minimum of **sustainable investments with a social objective:** ___%

It promotes **Environmental/Social (E/S) characteristics** and while it does not have as its objective a sustainable investment, it will have a minimum proportion of 20% of sustainable investments

- with an environmental objective in economic activities that qualify as environmentally sustainable under the EU Taxonomy
- with an environmental objective in economic activities that do not qualify as environmentally sustainable under the EU Taxonomy
- with a social objective

It promotes E/S characteristics, but **will not make any sustainable investments**

Sustainable investment means an investment in an economic activity that contributes to an environmental or social objective, provided that the investment does not significantly harm any environmental or social objective and that the investee companies follow good governance practices.

The **EU Taxonomy** is a classification system laid down in Regulation (EU) 2020/852, establishing a list of **environmentally sustainable economic activities**. That Regulation does not include a list of socially sustainable economic activities. Sustainable investments with an environmental objective might be aligned with the Taxonomy or not.



What environmental and/or social characteristics are promoted by this financial product?

The Sub-fund has the following E/S characteristics:

Sustainability indicators measure how the environmental or social characteristics promoted by the financial product are attained.

1. The Sub-fund promotes certain minimum environmental and social safeguards through applying exclusion criteria with regards to products and business practices that Robeco believes are detrimental to society and incompatible with sustainable investment strategies, such as exposure to controversial behaviour, controversial weapons, and fossil fuels.
2. The Sub-fund promotes having a lower environmental footprint than the general market index referred to in Appendix VI – Benchmarks (the "General Market Index"), through reduction in carbon, water and waste footprints.
3. The Sub-fund promotes adherence to and conducting business activities in accordance with the United Nations Universal Declaration of Human Rights, the International Labor Organization's (ILO) labor standards, the United Nations Guiding Principles for Business and Human Rights (UNGPs), the United Nations Global Compact (UNGC) and the OECD Guidelines for Multinational Enterprises, by scrutinizing companies that violate these principles.
4. The Sub-fund promotes having a weighted average ESG score that is better than that of the General Market Index.
5. The Sub-fund promotes having a larger share of companies with a positive SDG score (1,2,3) in the portfolio than the General Market Index.

There is no reference benchmark designated for the purpose of attaining the environmental or social characteristics promoted by the Sub-fund.

● ***What sustainability indicators are used to measure the attainment of each of the environmental or social characteristics promoted by this financial product?***

The Sub-fund has the following sustainability indicators:

1. The % of investments in securities that are on Robeco's Exclusion list as result of the application of Robeco's Exclusion Policy.
2. The environmental footprint score of the Sub-fund compared to the General Market Index.
3. The number of companies that are in violation of the ILO standards, UNGPs, UNGC or OECD Guidelines for Multinational Enterprises and hence are a part of the Enhanced Engagement program.
4. The Sub-fund's weighted average ESG score as compared to the General Market Index.
5. The Sub-fund's weight in companies with a positive SDG score (1,2,3) compared to the General Market Index weight in companies with a positive SDG score (1,2,3).

● ***What are the objectives of the sustainable investments that the financial product partially intends to make and how does the sustainable investment contribute to such objectives?***

The sustainable investments aim to contribute to the UN Sustainable Development Goals ("SDGs"), that have both social and environmental objectives. These are 17 goals that are globally recognised and include environmental goals such as climate action, clean water, life on land and water and social goals such as zero hunger, gender equality, education, etc. Robeco has developed a proprietary framework based on the UN SDGs through which an issuer's contribution to such SDGs is determined through a 3-step process. This process starts with a sector baseline on which a company's products are analysed to examine contribution to the society and environment. Further, the operational processes involved in creating such products is checked along with any controversies/litigation claims and remediation actions taken which are perused before a final SDG score is determined. The final score ranges between high negative (-3) to high positive (+3) and only those issuers which achieve positive SDG scores (+1, +2 and +3) are regarded as Sustainable Investments.

● ***How do the sustainable investments that the financial product partially intends to make, not cause significant harm to any environmental or social sustainable investment objective?***

The sustainable investments do no significant harm to any environmental or social sustainable investment objective by considering a principal adverse impact and aligning with the OECD Guidelines for Multinational Enterprises and the UN Guiding Principles on Business and Human Rights. In addition, sustainable investments score positively on Robeco's SDG Framework, and therefore do not cause significant harm.

How have the indicators for adverse impacts on sustainability factors been taken into account?

Mandatory principal adverse impact indicators are considered through Robeco's SDG Framework, either directly or indirectly, when identifying sustainable investments for the Sub-fund. In addition, voluntary environmental and social indicators are taken into account, depending on their relevance for measuring impacts on the SDGs and the availability of data. A detailed description of the incorporation of principal adverse impacts is available via Robeco's Principal Adverse Impact Statement published on the Robeco website (<https://www.robeco.com/files/docm/docu-principal-adverse-impact-statement-summary-entity-level.pdf>). In this statement, Robeco sets out its approach to identifying and prioritizing principal adverse impacts, and how principal adverse impacts are considered as part of Robeco's investment due diligence process and procedures relating to research and analysis, exclusions and restrictions and/or voting and engagement. This description also explains how principal adverse impact indicators are considered by the SDG Framework.

How are the sustainable investments aligned with the OECD Guidelines for Multinational Enterprises and the UN Guiding Principles on Business and Human Rights? Details:

The sustainable investments are aligned with the OECD Guidelines for Multinational Enterprises and the UN Guiding Principles on Business and Human Rights via both Robeco's Exclusion Policy and Robeco's SDG Framework.

Robeco's Exclusion Policy includes an explanation of how Robeco acts in accordance with the International Labor Organization (ILO) standards, United Nations Guiding Principles (UNGPs), United Nations Global Compact (UNGC) Principles and the Organization for Economic Co-operation and Development (OECD) Guidelines for Multinational Enterprises and is guided by these international treaties to assess the behavior of companies. Robeco continuously screens its investments for breaches of these principles. In case of a breach, the company will be excluded or engaged with, and is not considered a sustainable investment.

Robeco's SDG Framework screens for breaches on these principles in the final step of the framework. In this step, Robeco checks whether the company concerned has been involved in any controversies. Involvement in any controversy will result in a negative SDG score for the company, meaning it is not a sustainable investment.

The EU Taxonomy sets out a "do not significant harm" principle by which Taxonomy-aligned investments should not significantly harm EU Taxonomy objectives and is accompanied by specific EU criteria.

The "do no significant harm" principle applies only to those investments underlying the financial product that take into account the EU criteria for environmentally sustainable economic activities. The investments underlying the remaining portion of this financial product do not take into account the EU criteria for environmentally sustainable economic activities.

Any other sustainable investments must also not significantly harm any environmental or social objectives.



Does this financial product consider principal adverse impacts on sustainability factors?

Yes, _____

The Sub-fund considers principal adverse impacts on sustainability factors as referred to in Annex I of the SFDR Delegated Act.

Pre-investment, the following principal adverse impacts on sustainability factors are considered:

- o Via the applied normative and activity-based exclusions, the following PAIs are considered:
 - Exposure to companies active in the fossil fuel sector (PAI 4, Table 1)
 - Violations of the UN Global Compact Principles and Organisation for Economic Cooperation and Development (OECD) Guidelines for Multinational Enterprises (PAI 10, Table 1)
 - Activities negatively affecting biodiversity-sensitive areas (PAI 7, Table 1). The consideration of this PAI is currently restricted to applying exclusions to palm oil producing companies and for any breaches to the UNGC, UNGP and OECD Guidelines for Multinational Enterprises in relation to biodiversity.
 - Exposure to controversial weapons (anti-personnel mines, cluster munitions, chemical weapons (PAI 14, Table 1)
- o Via the environmental footprint performance targets of the Sub-fund, the following PAIs are considered:
 - Carbon footprint (PAI 2, Table 1)
 - Water and waste indicators (PAI 7-9, Table 1). Robeco will use on water and waste footprint until data quality and coverage of the PAIs will improve.
 Post-investment, the following principal adverse impacts on sustainability factors are taken into account via Robeco's entity engagement program:
 - All indicators related to Climate and other environment-related indicators (PAI 1-9, Table 1)
 - Violations of the UN Global Compact Principles and Organisation for Economic Cooperation and Development (OECD) Guidelines for Multinational Enterprises (PAI 10, Table 1)
 - In addition, based on a yearly review of Robeco's performance on all mandatory and selected voluntary indicators, holdings of the Sub-fund that cause adverse impact might be selected for engagement.

More information is available via Robeco's Principal Adverse Impact Statement, published on Robeco's website. The Sub-fund will periodically report how it has considered the principal adverse impacts of its investments in the Company's annual report, which will be made available each year on or before 30 April at the Sub-fund page highlighted in final section of this document.

Principal adverse impacts are the most significant negative impacts of investment decisions on sustainability factors relating to environmental, social and employee matters, respect for human rights, anti-corruption and anti-bribery matters.

No



What investment strategy does this financial product follow?

Robeco QI Global Multi-Factor High Yield is an actively managed fund that invests systematically in high-yield bonds. The selection of these bonds is based on a quantitative model as described in the Investment policy strategy paragraph in Appendix I of this Prospectus. The Sub-fund focuses on offering exposure to a number of quantitative strategies in a diversified way, such as, but not limited to, a strategy focusing on bonds with (Low volatility); on bonds with an attractive valuation (Value) and a strategy focusing on bonds of companies with a medium term attractive performance trend (Momentum). The strategy integrates sustainability indicators on a continuous basis as part of the bond selection process. Amongst others, the Sub-fund applies norms-based and activity-based exclusions, Robeco's good governance policy, Robeco's SDG framework and considers Principal Adverse Impacts in the investment process. More product-specific information can be found on our website and the links provided in the final question of this disclosure. In case of a rebalancing of the portfolio, the portfolio may temporarily, but no longer than 72 hours, deviate from its binding elements, with the exception of adherence to the exclusion policy that applies at all times.

What are the binding elements of the investment strategy used to select the investments to attain each of the environmental or social characteristics promoted by this financial product?

The Sub-fund has the following binding elements:

1. The Sub-fund's portfolio complies with Robeco's Exclusion Policy (<https://www.robeco.com/files/docm/docu-exclusion-policy.pdf>), that is based on exclusion criteria with regards to products and business practices that Robeco believes are detrimental to society and incompatible with sustainable investment strategies. This means that the Sub-fund has 0% exposure to excluded securities, taking into account a grace period. Information with regards to the effects of the exclusions on the Sub-fund's universe can be found at <https://www.robeco.com/files/docm/docu-exclusion-list.pdf>
2. The Sub-fund's carbon, water and waste footprint is better than the General Market Index.
3. The Sub-fund scrutinizes investment in companies that are in breach of the ILO standards, UNGPs, UNGC or OECD Guidelines for Multinational Enterprises. If a company in the portfolio breaches one of the international guidelines during the investment period, the company will become part of the Enhanced Engagement program. When engagement is deemed highly unlikely to succeed, the company might be excluded directly.
4. The Sub-fund's weighted average ESG score is better than that of the General Market Index.
5. The Sub-fund's weight in companies with a positive SDG score (1,2,3) is better than that of the General Market Index.

What is the committed minimum rate to reduce the scope of the investments considered prior to the application of that investment strategy?

The Sub-fund does not commit to a minimum rate to reduce the scope of investments prior to the application of the investment strategy.

What is the policy to assess good governance practices of the investee companies?

Robeco has a Good Governance policy to assess governance practices of companies. The policy describes how Robeco determines if and when a company does not follow good governance practices and is therefore excluded from the initial investment universe for Article 8 and 9 products. Robeco's Good

The investment strategy guides investment decisions based on factors such as investment objectives and risk tolerance.

Good governance practices include sound management

structures, employee relations, remuneration of staff and tax compliance.

Governance policy applies to the Sub-fund and tests on a set of governance criteria that reflect widely recognized industry established norms and include topics as employee relations, management structure, tax compliance and remuneration.

The Good Governance test consists of criteria on such topics that are examined for investee companies and further explained in Robeco's Good Governance policy <https://www.robeco.com/files/docm/docu-robeco-good-governance-policy.pdf>. Additionally, the companies that do not pass the good governance test are reflected in the exclusion list that can be accessed here <https://www.robeco.com/files/docm/docu-exclusion-list.pdf>.



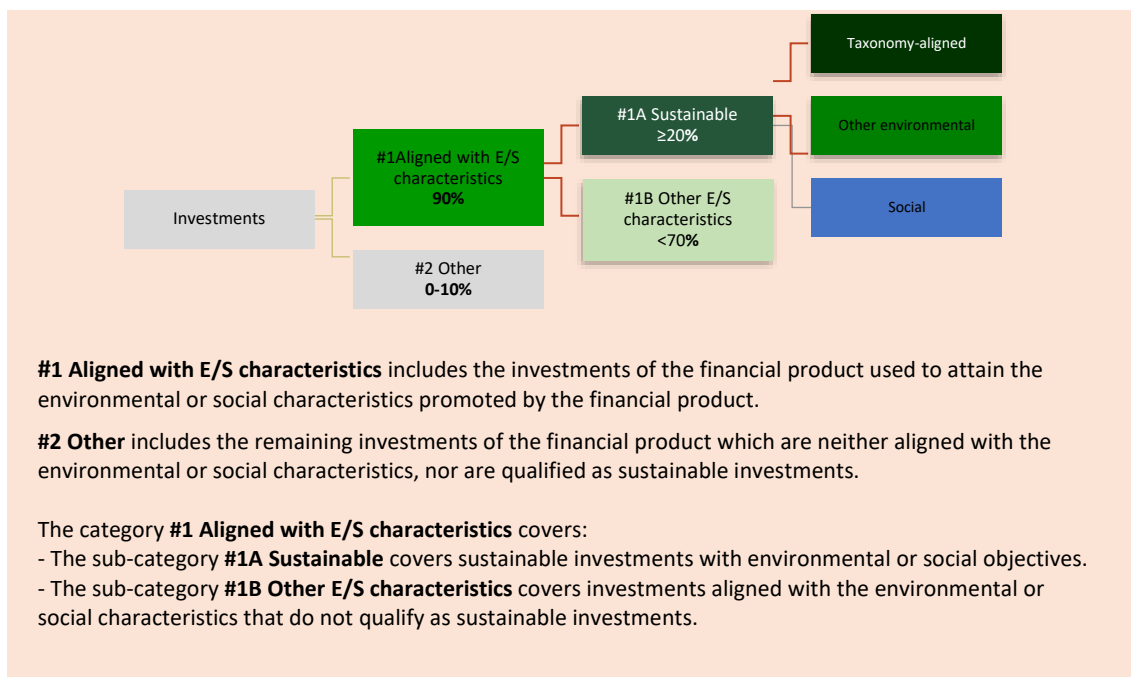
What is the asset allocation planned for this financial product?

At least 90% of the investments are aligned with the E/S characteristics of the Sub-fund. The Sub-fund plans to make a minimum of 20% sustainable investments, measured by positive scores via Robeco's SDG Framework. The investments in the category Other, estimated between 0-10%, are mostly in cash, cash equivalents and derivatives as further described below. The planned asset allocation is monitored continuously, and evaluated on a yearly basis.

Asset allocation describes the share of investments in specific assets.

Taxonomy-aligned activities are expressed as a share of:

- **turnover** reflecting the share of revenue from green activities of investee companies
- **capital expenditure** (CapEx) showing the green investments made by investee companies, e.g. for a transition to a green economy.
- **operational expenditure** (OpEx) reflecting green operational activities of investee companies.



How does the use of derivatives attain the environmental or social characteristics promoted by the financial product?

The Sub-fund does not make use of derivatives to attain the environmental or social characteristics promoted by the financial product. The Sub-fund may make use of derivatives for hedging, liquidity management and efficient portfolio management as well as investment purposes in the global fixed income, money market, interest rates and currency markets. In case the Sub-fund uses derivatives, the underlying shall comply with the investment policy of the Sub-fund. Where relevant, minimum environmental or social safeguards are taken into account as described below.



To what minimum extent are sustainable investments with an environmental objective aligned with the EU Taxonomy?

0%. The Sub-fund does not intend to make Taxonomy-aligned investments. It cannot be excluded that among the Sub-fund's holdings certain investments are Taxonomy aligned. The Sub-fund will report on Taxonomy-aligned investment in the periodic disclosures. In the future, once data-availability in relation to the EU Taxonomy will improve, Robeco might consider setting a target based on turnover or CAPEX. Robeco currently relies on third-party data in relation to the EU Taxonomy, including data in relation to companies that do not disclose on the EU Taxonomy alignment of their activities. EU Taxonomy-alignment data is not yet subject to a review by third parties. The Sub-fund makes investments in equities and bonds and therefore it does not have sovereign exposures. At this moment, the expected level of alignment with and without sovereign bonds is the same.

To comply with the EU Taxonomy, the criteria for **fossil gas** include limitations on emissions and switching to renewable power or low-carbon fuels by the end of 2035. For **nuclear energy**, the criteria include comprehensive safety and waste management rules.

Enabling activities directly enable other activities to make a substantial contribution to an environmental objective.

Transitional activities are activities for which low-carbon alternatives are not yet available and among others have greenhouse gas emission levels corresponding to the best performance.

● **Does the financial product invest in fossil gas and/or nuclear energy related activities that comply with the EU Taxonomy⁷⁹?**

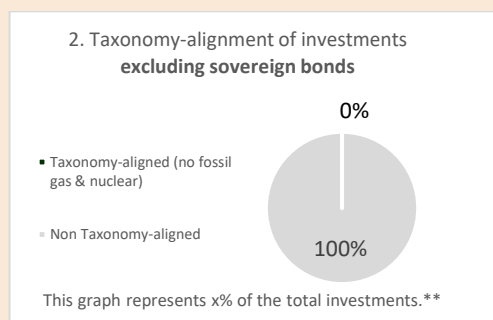
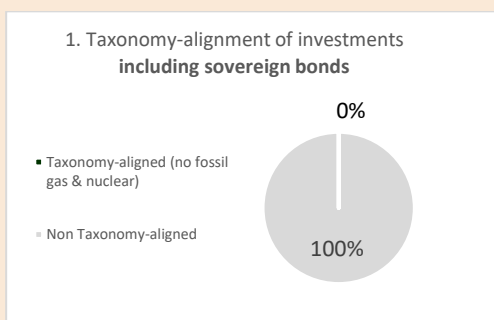
Yes

In fossil gas

In nuclear energy

No

The two graphs below show in green the minimum percentage of investments that are aligned with the EU Taxonomy. As there is no appropriate methodology to determine the Taxonomy-alignment of sovereign bonds, the first graph shows the Taxonomy alignment in relation to all the investments of the financial product including sovereign bonds, while the second graph shows the Taxonomy alignment only in relation to the investments of the financial product other than sovereign bonds.*



* For the purpose of these graphs, 'sovereign bonds' consist of all sovereign exposures

** As the investments are not Taxonomy-aligned, the exclusion of sovereign bonds has no impact on the graph and therefore no such percentage is shown here.

● **What is the minimum share of investments in transitional and enabling activities?**

0%.

⁷⁹ Fossil gas and/or nuclear related activities will only comply with the EU Taxonomy where they contribute to limiting climate change ("climate change mitigation") and do not significantly harm any EU Taxonomy objective - see explanatory note in the left hand margin. The full criteria for fossil gas and nuclear energy economic activities that comply with the EU Taxonomy are laid down in Commission Delegated Regulation (EU) 2022/1214.



What is the minimum share of sustainable investments with an environmental objective that are not aligned with the EU Taxonomy?

The Sub-fund intends to make sustainable investments, measured as positive scores via Robeco's SDG Framework. Among those could be investments with environmental objectives that do not qualify as Taxonomy-aligned. The environmental objectives of the Sub-fund are attained by investing in companies that score positively on SDG 12 (Responsible consumption and production), SDG 13 (Climate action), SDG 14 (Life below water), and SDG 15 (Life on land) in Robeco's SDG Framework. While the sum of sustainable investments with an environmental objective and socially sustainable investments always adds up to the Sub-fund's minimum proportion of 20% sustainable investments, we do not commit to a minimum share of sustainable investments with an environmental objective because the Sub-fund's investment strategy does not have a specific environmental investment objective. Therefore, the minimum share of sustainable investments with an environmental objective is 0%.

What is the minimum share of socially sustainable investments?

The Sub-fund intends to make sustainable investments, measured as positive scores via Robeco's SDG Framework. Among those could be investments with social objectives. The social objectives of the Sub-fund are attained by investing in companies that score positively on SDG 1 (No poverty), SDG 2 (Zero hunger), SDG 3 (Good health and well-being), SDG 4 (Quality education), SDG 5 (Gender equality), SDG 6 (Clear water and sanitation), SDG 7 (Affordable and clean energy), SDG 8 (Decent work and economic growth), SDG 9 (Industry, innovation and infrastructure), SDG 10 (Reduced inequalities), SDG 11 (Sustainable cities and communities), SDG 16 (Peace, justice and strong institutions) and SDG 17 (Partnerships for the goals), in Robeco's SDG Framework. While the sum of socially sustainable investments and sustainable investments with an environmental objective always adds up to the Sub-fund's minimum proportion of sustainable investments, we do not commit to a minimum share of socially sustainable investments because the Sub-fund's investment strategy does not have a specific socially sustainable investment objective. Therefore, the minimum share of socially sustainable investments is 0%.



What investments are included under "#2 Other", what is their purpose and are there any minimum environmental or social safeguards?

The type of instruments included under "#2 Other" and their purpose are outlined in Annex I of this Prospectus under the header 'Financial instruments and investment restrictions'. They include cash, cash equivalents, as well as investment funds and eligible asset classes (other than bonds and equities) that do not specifically promote E/S characteristics. As indicated above, the Sub-fund does not make use of derivatives to attain the environmental or social characteristics promoted. The Sub-fund may make use of derivatives, which thus always fall under the category "#2 Other", for hedging, liquidity management and efficient portfolio management as well as investment purposes. Exchange traded and over-the-counter derivatives are permitted, including but not limited to futures, swaps, options and currency forwards. In case the Sub-fund uses derivatives, the underlying shall comply with the investment policy. Where relevant, minimum environmental or social safeguards are taken into account, by, for example, applying Robeco's Exclusion Policy for any single security derivative.



Is a specific index designated as a reference benchmark to determine whether this financial product is aligned with the environmental and/or social characteristics that it promotes?

Not applicable.

Reference benchmarks are

are sustainable investments with an environmental objective that do not take into account the criteria for environmentally sustainable economic activities under the EU Taxonomy.

indexes to measure whether the financial product attains the environmental or social characteristics that they promote.



Where can I find more product specific information online?

More product-specific information can be found on the website:

<https://www.robeco.com/en-int/products/funds>

- Robeco's PAI Statement can be accessed via the following link:
<https://www.robeco.com/files/docm/docu-principal-adverse-impact-statement-summary-entity-level.pdf>
- Robeco's Good Governance test can be accessed via the following link:
<https://www.robeco.com/files/docm/docu-robeco-good-governance-policy.pdf>
- Robeco's SDG framework:
<https://www.robeco.com/docm/docu-robeco-explanation-sdg-framework.pdf>
- Robeco's sustainability risk policy:
<https://www.robeco.com/files/docm/docu-robeco-sustainability-risk-policy.pdf>

h) Robeco SDG Credit Income

Pre-contractual disclosure for the financial products referred to in Article 8, paragraphs 1, 2 and 2a, of Regulation (EU) 2019/2088 and Article 6, first paragraph, of Regulation (EU) 2020/852

Product name: Robeco SDG Credit Income

Legal entity identifier: 213800T791CO7EB3NL58

Environmental and/or social characteristics

Does this financial product have a sustainable investment objective?

Yes
 No

| | |
|---|---|
| <input type="checkbox"/> It will make a minimum of sustainable investments with an environmental objective: ___% <ul style="list-style-type: none"> <input type="checkbox"/> in economic activities that qualify as environmentally sustainable under the EU Taxonomy <input type="checkbox"/> in economic activities that do not qualify as environmentally sustainable under the EU Taxonomy | <input checked="" type="checkbox"/> It promotes Environmental/Social (E/S) characteristics and while it does not have as its objective a sustainable investment, it will have a minimum proportion of 70% of sustainable investments <ul style="list-style-type: none"> <input type="checkbox"/> with an environmental objective in economic activities that qualify as environmentally sustainable under the EU Taxonomy <input checked="" type="checkbox"/> with an environmental objective in economic activities that do not qualify as environmentally sustainable under the EU Taxonomy <input checked="" type="checkbox"/> with a social objective |
| <input type="checkbox"/> It will make a minimum of sustainable investments with a social objective: ___% | <input type="checkbox"/> It promotes E/S characteristics, but will not make any sustainable investments |

Sustainable investment means an investment in an economic activity that contributes to an environmental or social objective, provided that the investment does not significantly harm any environmental or social objective and that the investee companies follow good governance practices.

The **EU Taxonomy** is a classification system laid down in Regulation (EU) 2020/852, establishing a list of **environmentally sustainable economic activities**. That Regulation does not include a list of socially sustainable economic activities. Sustainable investments with an environmental objective might be aligned with the Taxonomy or not.



What environmental and/or social characteristics are promoted by this financial product?

The Sub-fund has the following E/S characteristics:

Sustainability indicators measure how the environmental or social characteristics promoted by the financial product are attained.

1. The Sub-fund promotes investment in a portfolio that contributes to the Sustainable Development Goals (SDGs).
2. The Sub-fund promotes certain minimum environmental and social safeguards through applying exclusion criteria with regards to products and business practices that Robeco believes are detrimental to society and incompatible with sustainable investment strategies, such as exposure to controversial behaviour, controversial weapons, and fossil fuels.
3. The Sub-fund promotes adherence to and conducting business activities in accordance with the United Nations Universal Declaration of Human Rights, the International Labor Organization's (ILO) labor standards, the United Nations Guiding Principles for Business and Human Rights (UNGPs), the United Nations Global Compact (UNGC) and the OECD Guidelines for Multinational Enterprises.
4. The Sub-fund aims to contribute to the United Nations Sustainable Development Goals by investing in green, social, sustainability and/or sustainability-linked bonds that are used to finance environmental and social projects.

There is no reference benchmark designated for the purpose of attaining the environmental or social characteristics promoted by the Sub-fund.

● ***What sustainability indicators are used to measure the attainment of each of the environmental or social characteristics promoted by this financial product?***

The Sub-fund has the following sustainability indicators:

1. Investments in companies with a positive or neutral SDG score based on the internally developed SDG Framework.
2. For its allocation to Emerging Markets sovereign bonds: investments in countries with a positive or neutral SDG score based on the internally developed SDG Framework.
3. The % of investments in securities that are on Robeco's Exclusion list as result of the application of Robeco's Exclusion Policy.
4. The number of holdings that are in violation of the ILO standards, UNGPs, UNGC or OECD Guidelines for Multinational Enterprises.
5. The % of the Sub-fund invested in green, social, sustainability and/or sustainability-linked bonds.

● ***What are the objectives of the sustainable investments that the financial product partially intends to make and how does the sustainable investment contribute to such objectives?***

The sustainable investments aim to contribute to the UN Sustainable Development Goals ("SDGs"), that have both social and environmental objectives. These are 17 goals that are globally recognised and include environmental goals such as climate action, clean water, life on land and water and social goals such as zero hunger, gender equality, education, etc. Robeco has developed a proprietary framework based on the UN SDGs through which an issuer's contribution to such SDGs is determined through a 3-step process. This process starts with a sector baseline on which a company's products are analysed to examine contribution to the society and environment. Further, the operational processes involved in creating such products is checked along with any controversies/litigation claims and remediation actions taken which are perused before a final SDG score is determined. The final score ranges between high negative (-3) to high positive (+3) and only those issuers which achieve positive SDG scores (+1, +2 and +3) are regarded as Sustainable Investments.

● ***How do the sustainable investments that the financial product partially intends to make, not cause significant harm to any environmental or social sustainable investment objective?***

The sustainable investments do no significant harm to any environmental or social sustainable investment objective by considering a principal adverse impact and aligning with the OECD Guidelines for Multinational Enterprises and the UN Guiding Principles on Business and Human Rights. In addition,

sustainable investments score positively on Robeco's SDG Framework, and therefore do not cause significant harm.

How have the indicators for adverse impacts on sustainability factors been taken into account?

Robeco's SDG Framework assesses the contribution of companies and countries to the Sustainable Development Goals (SDGs). Many PAI indicators are either directly or indirectly included in the SDG Framework to determine whether a company has significant impacts on the SDGs related to the PAI indicators. A detailed description of the incorporation of Principal Adverse Impact is available via Robeco's Principal Adverse Impact Statement published on the Robeco website (<https://www.robeco.com/files/docm/docu-principal-adverse-impact-statement-summary-entity-level.pdf>).

How are the sustainable investments aligned with the OECD Guidelines for Multinational Enterprises and the UN Guiding Principles on Business and Human Rights? Details:

The sustainable investments are aligned with the OECD Guidelines for Multinational Enterprises and the UN Guiding Principles on Business and Human Rights via both Robeco's Exclusion Policy and Robeco's SDG Framework.

Robeco's Exclusion Policy includes an explanation of how Robeco acts in accordance with the International Labor Organization (ILO) standards, United Nations Guiding Principles (UNGPs), United Nations Global Compact (UNGC) Principles and the Organization for Economic Co-operation and Development (OECD) Guidelines for Multinational Enterprises and is guided by these international treaties to assess the behavior of companies. Robeco continuously screens its investments for breaches of these principles. In case of a breach, the company will be excluded or engaged with, and is not considered a sustainable investment.

Robeco's SDG Framework screens for breaches on these principles in the final step of the framework. In this step, Robeco checks whether the company concerned has been involved in any controversies. Involvement in any controversy will result in a negative SDG score for the company, meaning it is not a sustainable investment.

The EU Taxonomy sets out a "do not significant harm" principle by which Taxonomy-aligned investments should not significantly harm EU Taxonomy objectives and is accompanied by specific EU criteria.

The "do no significant harm" principle applies only to those investments underlying the financial product that take into account the EU criteria for environmentally sustainable economic activities. The investments underlying the remaining portion of this financial product do not take into account the EU criteria for environmentally sustainable economic activities.

Any other sustainable investments must also not significantly harm any environmental or social objectives.



Does this financial product consider principal adverse impacts on sustainability factors?

Yes, _____

Principal adverse impacts are the most significant negative impacts of investment decisions on sustainability factors relating to environmental, social and employee matters, respect for human rights, anti-corruption and anti-bribery matters.

The Sub-fund considers principal adverse impacts on sustainability factors as referred to in Annex I of the SFDR Delegated Act.

Pre-investment, Robeco's SDG Framework assesses companies' and countries' positive and negative contributions to the Sustainable Development Goals (SDGs). Robeco's SDG Framework directly and/or indirectly screens companies and countries on many of the topics considered by the PAI indicators.

Post-investment, the following principal adverse impacts on sustainability factors are taken into account via Robeco's entity engagement program:

- All indicators related to Climate and other environment-related indicators (PAI 1-9, Table 1)
- Violations of the UN Global Compact Principles and Organisation for Economic Cooperation and Development (OECD) Guidelines for Multinational Enterprises (PAI 10, Table 1). On an ongoing basis, the investment universe is scanned for controversial behavior in relation to the aforementioned principles and guidelines.
- In addition, based on a yearly review of Robeco's performance on all mandatory and selected voluntary indicators, holdings of the Sub-fund that cause adverse impact might be selected for engagement.

More information is available via Robeco's Principal Adverse Impact Statement, published on Robeco's website. The Sub-fund will periodically report how it has considered the principal adverse impacts of its investments in the Company's annual report, which will be made available each year on or before 30 April at the Sub-fund page highlighted in final section of this document.

No



The investment strategy guides investment decisions based on factors such as investment objectives and risk tolerance.

What investment strategy does this financial product follow?

Robeco SDG Credit Income is an actively managed fund that invests in companies and countries that contribute to realizing the UN Sustainable Development Goals (SDGs). The selection of these bonds is based on fundamental analysis as described in the Investment policy strategy paragraph in Appendix I of this Prospectus.

The strategy integrates sustainability indicators on a continuous basis as part of the bond selection process. Amongst others, the Sub-fund applies norms-based, activity-based and regional exclusions, Robeco's good governance policy, Robeco's SDG framework and considers Principal Adverse Impacts in the investment process. More product-specific information can be found on our website and the links provided in the final question of this disclosure.

What are the binding elements of the investment strategy used to select the investments to attain each of the environmental or social characteristics promoted by this financial product?

The Sub-fund has the following binding elements:

1. The Sub-fund is invested in bonds that hold a positive or neutral SDG score.
2. For its allocation to Emerging Markets sovereign bonds: The Sub-fund is solely invested in countries that hold a positive or neutral SDG score.
3. The Sub-fund's portfolio complies with Robeco's Exclusion Policy (<https://www.robeco.com/files/docm/docu-exclusion-policy.pdf>), that is based on exclusion criteria with regards to products and business practices that Robeco believes are detrimental to society and incompatible with sustainable investment strategies. This means that the Sub-fund has 0% exposure to excluded securities, taking into account a grace period. Information with regards to the effects of the exclusions on the Sub-fund's universe can be found at <https://www.robeco.com/files/docm/docu-exclusion-list.pdf>.

4. The Sub-fund avoids investment in companies that are in breach of the ILO standards, UNGPs, UNGC or OECD Guidelines for Multinational Enterprises. Companies that breach the international norms will be excluded from the investment universe.
5. The Sub-fund invests a minimum of 5% in green, social, sustainability, and/or sustainability-linked bonds.

● **What is the committed minimum rate to reduce the scope of the investments considered prior to the application of that investment strategy?**

The Sub-fund does not commit to a minimum rate to reduce the scope of investments prior to the application of the investment strategy.

● **What is the policy to assess good governance practices of the investee companies?**

Robeco has a Good Governance policy to assess governance practices of companies. The policy describes how Robeco determines if and when a company does not follow good governance practices and is therefore excluded from the initial investment universe for Article 8 and 9 products. Robeco's Good Governance policy applies to the Sub-fund and tests on a set of governance criteria that reflect widely recognized industry established norms and include topics as employee relations, management structure, tax compliance and remuneration.

The Good Governance test consists of criteria on such topics that are examined for investee companies and further explained in Robeco's Good Governance policy <https://www.robeco.com/files/docm/docu-robeco-good-governance-policy.pdf>. Additionally, the companies that do not pass the good governance test are reflected in the exclusion list that can be accessed here - <https://www.robeco.com/files/docm/docu-exclusion-list.pdf>.

What is the asset allocation planned for this financial product?

At least 90% of the investments are aligned with the E/S characteristics of the Sub-fund. The Sub-fund plans to make a minimum of 70% sustainable investments, measured by positive scores via Robeco's SDG Framework. The investments in the category Other, estimated between 0-10%, are mostly in cash, cash equivalents and derivatives as further described below. The planned asset allocation is monitored continuously, and evaluated on a yearly basis.

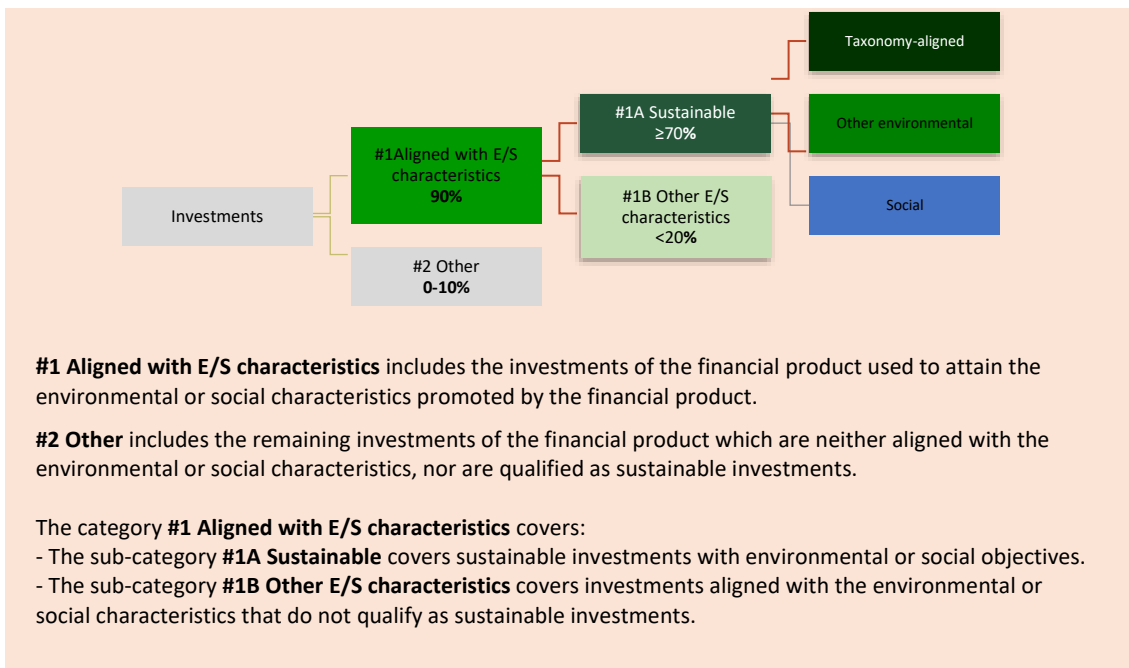
Good governance practices include sound management structures, employee relations, remuneration of staff and tax compliance.



Asset allocation describes the share of investments in specific assets.

Taxonomy-aligned activities are expressed as a share of:

- **turnover** reflecting the share of revenue from green activities of investee companies
- **capital expenditure** (CapEx) showing the green investments made by investee companies, e.g. for a transition to a green economy.
- **operational expenditure** (OpEx) reflecting green operational activities of investee companies.



How does the use of derivatives attain the environmental or social characteristics promoted by the financial product?

The Sub-fund does not make use of derivatives to attain the environmental or social characteristics promoted by the financial product. The Sub-fund may make use of derivatives for hedging, liquidity management and efficient portfolio management as well as investment purposes in the global fixed income, money market, interest rates and currency markets. In case the Sub-fund uses derivatives, the underlying shall comply with the investment policy of the Sub-fund. Where relevant, minimum environmental or social safeguards are taken into account as described below.



To what minimum extent are sustainable investments with an environmental objective aligned with the EU Taxonomy?

0%. The Sub-fund intends to contribute to all 6 environmental objectives under the EU Taxonomy via the investments in Green Bonds. The Sub-fund commits to a minimum share of 0% of Taxonomy-aligned activities. The Sub-fund intends to increase the minimum share of Taxonomy aligned activities for the Sub-fund, based on use of proceeds, once data availability in relation to the EU Taxonomy for Green Bonds improves and stabilises.

The Sub-fund will report on Taxonomy-aligned investment in the periodic disclosures. For investments in corporate bonds, the Sub-fund will report on turnover. Given the lack of data on the EU Taxonomy for Green Bonds in the market, Robeco relies on internal analysis for the time being. EU Taxonomy-alignment data is not yet subject to a review by third parties. The expected level of alignment with and without sovereign bonds is the same.

To comply with the EU Taxonomy, the criteria for **fossil gas** include limitations on emissions and switching to renewable power or low-carbon fuels by the end of 2035. For **nuclear energy**, the criteria include comprehensive safety and waste management rules.

Enabling activities directly enable other activities to make a substantial contribution to an environmental objective.

Transitional activities are activities for which low-carbon alternatives are not yet available and among others have greenhouse gas emission levels corresponding to the best performance.

● **Does the financial product invest in fossil gas and/or nuclear energy related activities that comply with the EU Taxonomy⁸⁰?**

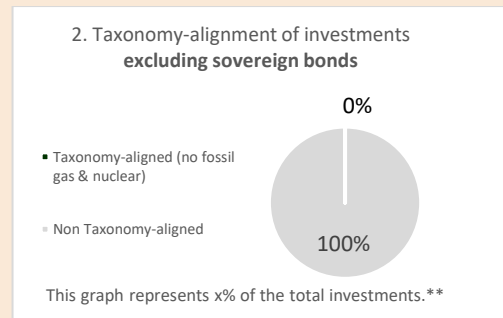
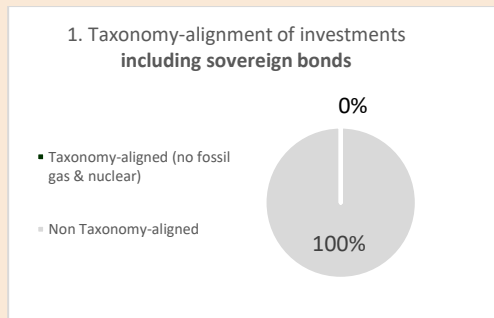
Yes

In fossil gas

In nuclear energy

No

The two graphs below show in green the minimum percentage of investments that are aligned with the EU Taxonomy. As there is no appropriate methodology to determine the Taxonomy-alignment of sovereign bonds, the first graph shows the Taxonomy alignment in relation to all the investments of the financial product including sovereign bonds, while the second graph shows the Taxonomy alignment only in relation to the investments of the financial product other than sovereign bonds.*



* For the purpose of these graphs, 'sovereign bonds' consist of all sovereign exposures

** As the investments are not Taxonomy-aligned, the exclusion of sovereign bonds has no impact on the graph and therefore no such percentage is shown here.

● **What is the minimum share of investments in transitional and enabling activities?**

0%.



What is the minimum share of sustainable investments with an environmental objective that are not aligned with the EU Taxonomy?

Green bonds may invest (part of) their use of proceeds in economic activities that do not qualify as environmentally sustainable under the EU Taxonomy. In addition, the Sub-fund intends to make sustainable investments measured as positive scores via Robeco's SDG Framework. Among those could be investments with environmental objectives that do not qualify as Taxonomy-aligned. The environmental objectives of the Sub-fund are attained by investing in companies and countries that score positively on SDG 12 (Responsible consumption and production), SDG 13 (Climate action), SDG 14 (Life below water), and SDG 15 (Life on land) in Robeco's SDG Framework.

While the sum of sustainable investments with an environmental objective and socially sustainable investments always adds up to the Sub-fund's minimum proportion of 70% sustainable investments, we do not commit to a minimum share of sustainable investments with an environmental objective because


⁸⁰ Fossil gas and/or nuclear related activities will only comply with the EU Taxonomy where they contribute to limiting climate change ("climate change mitigation") and do not significantly harm any EU Taxonomy objective - see explanatory note in the left hand margin. The full criteria for fossil gas and nuclear energy economic activities that comply with the EU Taxonomy are laid down in Commission Delegated Regulation (EU) 2022/1214.

the Sub-fund's investment strategy does not have a specific environmental investment objective. Therefore, the minimum share of sustainable investments with an environmental objective is 0%.

What is the minimum share of socially sustainable investments?

Social, sustainability or sustainability-linked bonds may invest (part of) their use of proceeds in economic activities that contribute to a social objective. In addition, the Sub-fund intends to make sustainable investments, measured as positive scores via Robeco's SDG Framework. Among those could be investments with social objectives. The social objectives of the Sub-fund are attained by investing in companies and countries that score positively on SDG 1 (No poverty), SDG 2 (Zero hunger), SDG 3 (Good health and well-being), SDG 4 (Quality education), SDG 5 (Gender equality), SDG 6 (Clean water and sanitation), SDG 7 (Affordable and clean energy), SDG 8 (Decent work and economic growth), SDG 9 (Industry, innovation and infrastructure), SDG 10 (Reduced inequalities), SDG 11 (Sustainable cities and communities), SDG 16 (Peace, justice and strong institutions) and SDG 17 (Partnerships for the goals), in Robeco's SDG Framework.

While the sum of socially sustainable investments and sustainable investments with an environmental objective always adds up to the Sub-fund's minimum proportion of sustainable investments, we do not commit to a minimum share of socially sustainable investments because the Sub-fund's investment strategy does not have a specific socially sustainable investment objective. Therefore, the minimum share of socially sustainable investments is 0%.

 are sustainable investments with an environmental objective that **do not take into account the criteria** for environmentally sustainable economic activities under the EU Taxonomy.



What investments are included under "#2 Other", what is their purpose and are there any minimum environmental or social safeguards?

The type of instruments included under "#2 Other" and their purpose are outlined in Annex I of this Prospectus under the header 'Financial instruments and investment restrictions'. They include cash, cash equivalents, as well as investment funds and eligible asset classes (other than bonds and equities) that do not specifically promote E/S characteristics. As indicated above, the Sub-fund does not make use of derivatives to attain the environmental or social characteristics promoted. The Sub-fund may make use of derivatives, which thus always fall under the category "#2 Other", for hedging, liquidity management and efficient portfolio management as well as investment purposes. Exchange traded and over-the-counter derivatives are permitted, including but not limited to futures, swaps, options and currency forwards. In case the Sub-fund uses derivatives, the underlying shall comply with the investment policy. Where relevant, minimum environmental or social safeguards are taken into account, by, for example, applying Robeco's Exclusion Policy for any single security derivative.



Is a specific index designated as a reference benchmark to determine whether this financial product is aligned with the environmental and/or social characteristics that it promotes?

Not applicable.

Reference benchmarks are indexes to measure whether the financial product attains the environmental or social characteristics that they promote.



Where can I find more product specific information online?

More product-specific information can be found on the website:

<https://www.robeco.com/en-int/products/funds>

- Robeco's PAI Statement can be accessed via the following link:
<https://www.robeco.com/files/docm/docu-principal-adverse-impact-statement-summary-entity-level.pdf>
- Robeco's Good Governance test can be accessed via the following link:
<https://www.robeco.com/files/docm/docu-robeco-good-governance-policy.pdf>
- Robeco's SDG framework:
<https://www.robeco.com/docm/docu-robeco-explanation-sdg-framework.pdf>
- Robeco's sustainability risk policy:
<https://www.robeco.com/files/docm/docu-robeco-sustainability-risk-policy.pdf>

i) Robeco Global SDG Credits

Pre-contractual disclosure for the financial products referred to in Article 8, paragraphs 1, 2 and 2a, of Regulation (EU) 2019/2088 and Article 6, first paragraph, of Regulation (EU) 2020/852

Product name: Robeco Global SDG Credits

Legal entity identifier: 213800CKSU373L6J3U62

Environmental and/or social characteristics

Does this financial product have a sustainable investment objective?

Yes
 No

| | |
|---|---|
| <input type="checkbox"/> It will make a minimum of sustainable investments with an environmental objective: ___% <ul style="list-style-type: none"> <input type="checkbox"/> in economic activities that qualify as environmentally sustainable under the EU Taxonomy <input type="checkbox"/> in economic activities that do not qualify as environmentally sustainable under the EU Taxonomy | <input checked="" type="checkbox"/> It promotes Environmental/Social (E/S) characteristics and while it does not have as its objective a sustainable investment, it will have a minimum proportion of 70% of sustainable investments <ul style="list-style-type: none"> <input type="checkbox"/> with an environmental objective in economic activities that qualify as environmentally sustainable under the EU Taxonomy <input checked="" type="checkbox"/> with an environmental objective in economic activities that do not qualify as environmentally sustainable under the EU Taxonomy <input checked="" type="checkbox"/> with a social objective |
| <input type="checkbox"/> It will make a minimum of sustainable investments with a social objective: ___% | <input type="checkbox"/> It promotes E/S characteristics, but will not make any sustainable investments |

Sustainable investment means an investment in an economic activity that contributes to an environmental or social objective, provided that the investment does not significantly harm any environmental or social objective and that the investee companies follow good governance practices.

The **EU Taxonomy** is a classification system laid down in Regulation (EU) 2020/852, establishing a list of **environmentally sustainable economic activities**. That Regulation does not include a list of socially sustainable economic activities. Sustainable investments with an environmental objective might be aligned with the Taxonomy or not.



What environmental and/or social characteristics are promoted by this financial product?

The Sub-fund has the following E/S characteristics:

Sustainability indicators measure how the environmental or social characteristics promoted by the financial product are attained.

1. The Sub-fund promotes investment in a portfolio that contributes to the Sustainable Development Goals.
2. The Sub-fund promotes certain minimum environmental and social safeguards through applying exclusion criteria with regards to products and business practices that Robeco believes are detrimental to society and incompatible with sustainable investment strategies, such as exposure to controversial behaviour, controversial weapons, and fossil fuels.
3. The Sub-fund promotes adherence to and conducting business activities in accordance with the United Nations Universal Declaration of Human Rights, the International Labor Organization's (ILO) labor standards, the United Nations Guiding Principles for Business and Human Rights (UNGPs), the United Nations Global Compact (UNGC) and the OECD Guidelines for Multinational Enterprises.
4. The Sub-fund aims to contribute to the United Nations Sustainable Development Goals by investing in green, social, sustainability and/or sustainability-linked bonds that are used to finance environmental and social projects.

There is no reference benchmark designated for the purpose of attaining the environmental or social characteristics promoted by the Sub-fund.

● ***What sustainability indicators are used to measure the attainment of each of the environmental or social characteristics promoted by this financial product?***

The Sub-fund has the following sustainability indicators:

1. The number of companies that hold a positive or neutral SDG score based on the internally developed SDG Framework.
2. The % of investments in securities that are on Robeco's Exclusion list as result of the application of Robeco's Exclusion Policy.
3. The number of holdings that are in violation of the ILO standards, UNGPs, UNGC or OECD Guidelines for Multinational Enterprises.
4. The % of the Sub-fund invested in green, social, sustainability and/or sustainability-linked bonds.

● ***What are the objectives of the sustainable investments that the financial product partially intends to make and how does the sustainable investment contribute to such objectives?***

The sustainable investments aim to contribute to the UN Sustainable Development Goals ("SDGs"), that have both social and environmental objectives. These are 17 goals that are globally recognised and include environmental goals such as climate action, clean water, life on land and water and social goals such as zero hunger, gender equality, education, etc. Robeco has developed a proprietary framework based on the UN SDGs through which an issuer's contribution to such SDGs is determined through a 3-step process. This process starts with a sector baseline on which a company's products are analysed to examine contribution to the society and environment. Further, the operational processes involved in creating such products is checked along with any controversies/litigation claims and remediation actions taken which are perused before a final SDG score is determined. The final score ranges between high negative (-3) to high positive (+3) and only those issuers which achieve positive SDG scores (+1, +2 and, +3) are regarded as Sustainable Investments.

● ***How do the sustainable investments that the financial product partially intends to make, not cause significant harm to any environmental or social sustainable investment objective?***

The sustainable investments do no significant harm to any environmental or social sustainable investment objective by considering a principal adverse impact and aligning with the OECD Guidelines for Multinational Enterprises and the UN Guiding Principles on Business and Human Rights. In addition,

sustainable investments score positively on Robeco's SDG Framework, and therefore do not cause significant harm.

How have the indicators for adverse impacts on sustainability factors been taken into account?

Mandatory principal adverse impact indicators are considered through Robeco's SDG Framework, either directly or indirectly, when identifying sustainable investments for the Sub-fund. In addition, voluntary environmental and social indicators are taken into account, depending on their relevance for measuring impacts on the SDGs and the availability of data. A detailed description of the incorporation of principal adverse impacts is available via Robeco's Principal Adverse Impact Statement published on the Robeco website (<https://www.robeco.com/files/docm/docu-principal-adverse-impact-statement-summary-entity-level.pdf>). In this statement, Robeco sets out its approach to identifying and prioritizing principal adverse impacts, and how principal adverse impacts are considered as part of Robeco's investment due diligence process and procedures relating to research and analysis, exclusions and restrictions and/or voting and engagement. This description also explains how principal adverse impact indicators are considered by the SDG Framework.

How are the sustainable investments aligned with the OECD Guidelines for Multinational Enterprises and the UN Guiding Principles on Business and Human Rights? Details:

The sustainable investments are aligned with the OECD Guidelines for Multinational Enterprises and the UN Guiding Principles on Business and Human Rights via both Robeco's Exclusion Policy and Robeco's SDG Framework.

Robeco's Exclusion Policy includes an explanation of how Robeco acts in accordance with the International Labor Organization (ILO) standards, United Nations Guiding Principles (UNGPs), United Nations Global Compact (UNGC) Principles and the Organization for Economic Co-operation and Development (OECD) Guidelines for Multinational Enterprises and is guided by these international treaties to assess the behavior of companies. Robeco continuously screens its investments for breaches of these principles. In case of a breach, the company will be excluded or engaged with, and is not considered a sustainable investment.

Robeco's SDG Framework screens for breaches on these principles in the final step of the framework. In this step, Robeco checks whether the company concerned has been involved in any controversies. Involvement in any controversy will result in a negative SDG score for the company, meaning it is not a sustainable investment.

The EU Taxonomy sets out a "do not significant harm" principle by which Taxonomy-aligned investments should not significantly harm EU Taxonomy objectives and is accompanied by specific EU criteria.

The "do no significant harm" principle applies only to those investments underlying the financial product that take into account the EU criteria for environmentally sustainable economic activities. The investments underlying the remaining portion of this financial product do not take into account the EU criteria for environmentally sustainable economic activities.

Any other sustainable investments must also not significantly harm any environmental or social objectives.



Does this financial product consider principal adverse impacts on sustainability factors?

Yes, _____

The Sub-fund considers principal adverse impacts on sustainability factors as referred to in Annex I of the SFDR Delegated Act.

Pre-investment, Robeco's SDG Framework assesses companies' positive and negative contributions to the Sustainable Development Goals (SDGs). Robeco's SDG Framework directly and/or indirectly screens companies on many of the topics considered by the PAI indicators.

Post-investment, the following principal adverse impacts on sustainability factors are taken into account:

- Via Robeco's entity engagement program, the following PAIs are considered:
 - All indicators related to Climate and other environment-related indicators (PAI 1-9, Table 1)
 - Violations of the UN Global Compact Principles and Organisation for Economic Cooperation and Development (OECD) Guidelines for Multinational Enterprises (PAI 10, Table 1). On an ongoing basis, the investment universe is scanned for controversial behavior in relation to the aforementioned principles and guidelines.
 - In addition, based on a yearly review of Robeco's performance on all mandatory and selected voluntary indicators, holdings of the Sub-fund that cause adverse impact might be selected for engagement.

More information is available via Robeco's Principal Adverse Impact Statement, published on Robeco's website. The Sub-fund will periodically report how it has considered the principal adverse impacts of its investments in the Company's annual report, which will be made available each year on or before 30 April at the Sub-fund page highlighted in final section of this document.

No



What investment strategy does this financial product follow?

Robeco Global SDG Credits is an actively managed fund that invests in corporate bonds in the global developed and emerging markets. The selection of these bonds is based on fundamental analysis as described in the Investment policy strategy paragraph in Appendix I of this Prospectus. The strategy integrates sustainability indicators on a continuous basis as part of the bond selection process. Amongst others, the Sub-fund applies norms-based, activity-based and regional exclusions, Robeco's good governance policy, Robeco's SDG framework and considers Principal Adverse Impacts in the investment process. More product-specific information can be found on our website and the links provided in the final question of this disclosure.

Principal adverse impacts are the most significant negative impacts of investment decisions on sustainability factors relating to environmental, social and employee matters, respect for human rights, anti-corruption and anti-bribery matters.

The investment strategy guides investment decisions based on factors such as investment objectives and risk tolerance.

● **What are the binding elements of the investment strategy used to select the investments to attain each of the environmental or social characteristics promoted by this financial product?**

The Sub-fund has the following binding elements:

1. The Sub-fund is invested in bonds that hold a positive or neutral SDG score.
2. The Sub-fund's portfolio complies with Robeco's Exclusion Policy (<https://www.robeco.com/files/docm/docu-exclusion-policy.pdf>), that is based on exclusion criteria with regards to products and business practices that Robeco believes are detrimental to society and incompatible with sustainable investment strategies. This means that the Sub-fund has 0% exposure to excluded securities, taking into account a grace period. Information with regards to the effects of the exclusions on the Sub-fund's universe can be found at <https://www.robeco.com/files/docm/docu-exclusion-list.pdf>.
3. The Sub-fund avoids investment in companies that are in breach of the ILO standards, UNGPs, UNGC or OECD Guidelines for Multinational Enterprises. Companies that breach the international norms will be excluded from the investment universe.
4. The Sub-fund invests a minimum of 10% in green, social, sustainability, and/or sustainability-linked bonds.

● **What is the committed minimum rate to reduce the scope of the investments considered prior to the application of that investment strategy?**

The Sub-fund does not commit to a minimum rate to reduce the scope of investments prior to the application of the investment strategy.

● **What is the policy to assess good governance practices of the investee companies?**

Robeco has a Good Governance policy to assess governance practices of companies. The policy describes how Robeco determines if and when a company does not follow good governance practices and is therefore excluded from the initial investment universe for Article 8 and 9 products. Robeco's Good Governance policy applies to the Sub-fund and tests on a set of governance criteria that reflect widely recognized industry established norms and include topics as employee relations, management structure, tax compliance and remuneration.

The Good Governance test consists of criteria on such topics that are examined for investee companies and further explained in Robeco's Good Governance policy <https://www.robeco.com/files/docm/docu-robeco-good-governance-policy.pdf>. Additionally, the companies that do not pass the good governance test are reflected in the exclusion list that can be accessed here - <https://www.robeco.com/files/docm/docu-exclusion-list.pdf>.

● **What is the asset allocation planned for this financial product?**

At least 90% of the investments are aligned with the E/S characteristics of the Sub-fund. The Sub-fund plans to make a minimum of 70% sustainable investments, measured by positive scores via Robeco's SDG Framework. The investments in the category Other, estimated between 0-10%, are mostly in cash, cash equivalents and derivatives as further described below. The planned asset allocation is monitored continuously, and evaluated on a yearly basis.

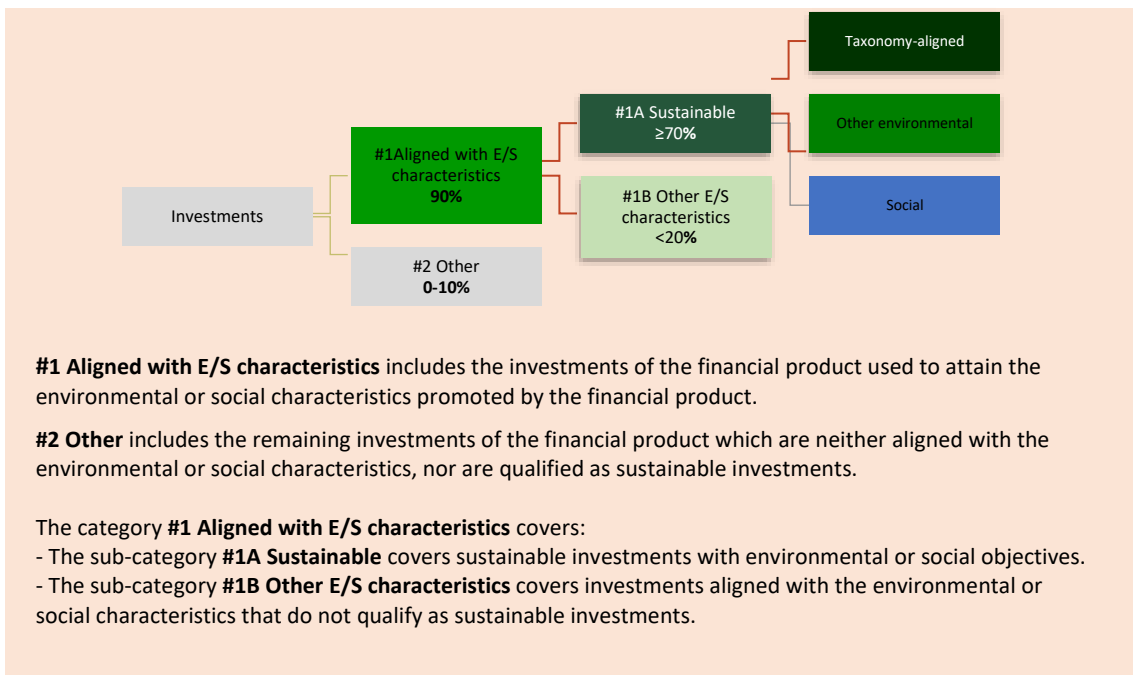
Good governance practices include sound management structures, employee relations, remuneration of staff and tax compliance.



Asset allocation describes the share of investments in specific assets.

Taxonomy-aligned activities are expressed as a share of:

- **turnover** reflecting the share of revenue from green activities of investee companies
- **capital expenditure** (CapEx) showing the green investments made by investee companies, e.g. for a transition to a green economy.
- **operational expenditure** (OpEx) reflecting green operational activities of investee companies.



How does the use of derivatives attain the environmental or social characteristics promoted by the financial product?

The Sub-fund does not make use of derivatives to attain the environmental or social characteristics promoted by the financial product. The Sub-fund may make use of derivatives for hedging, liquidity management and efficient portfolio management as well as investment purposes. Exchange traded and over-the-counter derivatives are permitted, including but not limited to futures, swaps, options and currency forwards. Whilst the Sub-fund may use derivatives both for investment purposes as well as for hedging and efficient portfolio management, it does not utilize derivatives for such purposes outside the intended share of investments allocated to the 'Other' category.

In case the Sub-fund uses derivatives, the underlying shall comply with the investment policy. Where relevant, minimum environmental or social safeguards are taken into account as described below.



To what minimum extent are sustainable investments with an environmental objective aligned with the EU Taxonomy?

0%. The Sub-fund intends to contribute to all 6 environmental objectives under the EU Taxonomy via the investments in Green Bonds. The Sub-fund commits to a minimum share of 0% of Taxonomy-aligned activities. The Sub-fund intends to increase the minimum share of Taxonomy aligned activities for the Sub-fund, based on use of proceeds, once data availability in relation to the EU Taxonomy for Green Bonds improves and stabilises.

The Sub-fund will report on Taxonomy-aligned investment in the periodic disclosures. For investments in corporate bonds, the Sub-fund will report on turnover. Given the lack of data on the EU Taxonomy for Green Bonds in the market, Robeco relies on internal analysis for the time being. EU Taxonomy-alignment data is not yet subject to a review by third parties. The expected level of alignment with and without sovereign bonds is the same.

To comply with the EU Taxonomy, the criteria for **fossil gas** include limitations on emissions and switching to renewable power or low-carbon fuels by the end of 2035. For **nuclear energy**, the criteria include comprehensive safety and waste management rules.

Enabling activities directly enable other activities to make a substantial contribution to an environmental objective.

Transitional activities are activities for which low-carbon alternatives are not yet available and among others have greenhouse gas emission levels corresponding to the best performance.

● **Does the financial product invest in fossil gas and/or nuclear energy related activities that comply with the EU Taxonomy⁸¹?**

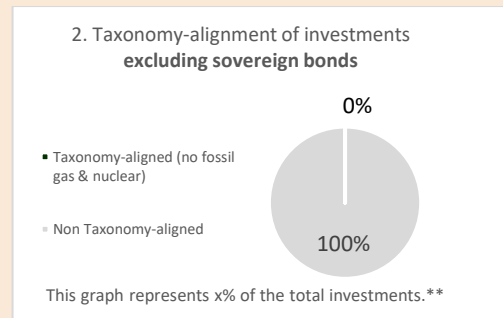
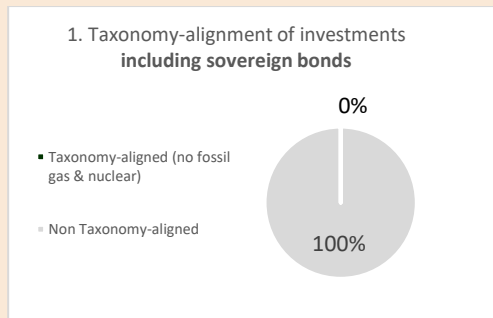
Yes

In fossil gas

In nuclear energy

No

The two graphs below show in green the minimum percentage of investments that are aligned with the EU Taxonomy. As there is no appropriate methodology to determine the Taxonomy-alignment of sovereign bonds, the first graph shows the Taxonomy alignment in relation to all the investments of the financial product including sovereign bonds, while the second graph shows the Taxonomy alignment only in relation to the investments of the financial product other than sovereign bonds.*



* For the purpose of these graphs, 'sovereign bonds' consist of all sovereign exposures

** As the investments are not Taxonomy-aligned, the exclusion of sovereign bonds has no impact on the graph and therefore no such percentage is shown here.

● **What is the minimum share of investments in transitional and enabling activities?**

0%.



What is the minimum share of sustainable investments with an environmental objective that are not aligned with the EU Taxonomy?

Green bonds may invest (part of) their use of proceeds in economic activities that do not qualify as environmentally sustainable under the EU Taxonomy. In addition, the Sub-fund intends to make sustainable investments measured as positive scores via Robeco's SDG Framework. Among those could be investments with environmental objectives that do not qualify as Taxonomy-aligned. The environmental objectives of the Sub-fund are attained by investing in companies that score positively on SDG 12 (Responsible consumption and production), SDG 13 (Climate action), SDG 14 (Life below water), and SDG 15 (Life on land) in Robeco's SDG Framework.

While the sum of sustainable investments with an environmental objective and socially sustainable investments always adds up to the Sub-fund's minimum proportion of 70% sustainable investments, we do not commit to a minimum share of sustainable investments with an environmental objective because the Sub-fund's investment strategy does not have a specific environmental investment objective. Therefore, the minimum share of sustainable investments with an environmental objective is 0%.

⁸¹ Fossil gas and/or nuclear related activities will only comply with the EU Taxonomy where they contribute to limiting climate change ("climate change mitigation") and do not significantly harm any EU Taxonomy objective - see explanatory note in the left hand margin. The full criteria for fossil gas and nuclear energy economic activities that comply with the EU Taxonomy are laid down in Commission Delegated Regulation (EU) 2022/1214.

 are sustainable investments with an environmental objective that **do not take into account the criteria** for environmentally sustainable economic activities under the EU Taxonomy.

What is the minimum share of socially sustainable investments?

Social, sustainability or sustainability-linked bonds may invest (part of) their use of proceeds in economic activities that contribute to a social objective. In addition, the Sub-fund intends to make sustainable investments, measured as positive scores via Robeco's SDG Framework. Among those could be investments with social objectives. The social objectives of the Sub-fund are attained by investing in companies that score positively on SDG 1 (No poverty), SDG 2 (Zero hunger), SDG 3 (Good health and well-being), SDG 4 (Quality education), SDG 5 (Gender equality), SDG 6 (Clear water and sanitation), SDG 7 (Affordable and clean energy), SDG 8 (Decent work and economic growth), SDG 9 (Industry, innovation and infrastructure), SDG 10 (Reduced inequalities), SDG 11 (Sustainable cities and communities), SDG 16 (Peace, justice and strong institutions) and SDG 17 (Partnerships for the goals), in Robeco's SDG Framework.

While the sum of socially sustainable investments and sustainable investments with an environmental objective always adds up to the Sub-fund's minimum proportion of sustainable investments, we do not commit to a minimum share of socially sustainable investments because the Sub-fund's investment strategy does not have a specific socially sustainable investment objective. Therefore, the minimum share of socially sustainable investments is 0%.



What investments are included under "#2 Other", what is their purpose and are there any minimum environmental or social safeguards?

The type of instruments included under "#2 Other" and their purpose are outlined in Annex I of this Prospectus under the header 'Financial instruments and investment restrictions'. They include cash, cash equivalents, as well as investment funds and eligible asset classes (other than bonds and equities) that do not specifically promote E/S characteristics. As indicated above, the Sub-fund does not make use of derivatives to attain the environmental or social characteristics promoted. The Sub-fund may make use of derivatives, which thus always fall under the category "#2 Other", for hedging, liquidity management and efficient portfolio management as well as investment purposes. Exchange traded and over-the-counter derivatives are permitted, including but not limited to futures, swaps, options and currency forwards. In case the Sub-fund uses derivatives, the underlying shall comply with the investment policy. Where relevant, minimum environmental or social safeguards are taken into account, by, for example, applying Robeco's Exclusion Policy for any single security derivative.



Is a specific index designated as a reference benchmark to determine whether this financial product is aligned with the environmental and/or social characteristics that it promotes?

Not applicable.

Reference benchmarks are indexes to measure whether the financial product attains the environmental or social characteristics that they promote.



Where can I find more product specific information online?

More product-specific information can be found on the website:

<https://www.robeco.com/en-int/products/funds>

- Robeco's PAI Statement can be accessed via the following link:
<https://www.robeco.com/files/docm/docu-principal-adverse-impact-statement-summary-entity-level.pdf>
- Robeco's Good Governance test can be accessed via the following link:
<https://www.robeco.com/files/docm/docu-robeco-good-governance-policy.pdf>
- Robeco's SDG framework:
<https://www.robeco.com/docm/docu-robeco-explanation-sdg-framework.pdf>
- Robeco's sustainability risk policy:
<https://www.robeco.com/files/docm/docu-robeco-sustainability-risk-policy.pdf>

j) Robeco SDG High Yield Bonds

Pre-contractual disclosure for the financial products referred to in Article 8, paragraphs 1, 2 and 2a, of Regulation (EU) 2019/2088 and Article 6, first paragraph, of Regulation (EU) 2020/852

Sustainable investment means an investment in an economic activity that contributes to an environmental or social objective, provided that the investment does not significantly harm any environmental or social objective and that the investee companies follow good governance practices.

The **EU Taxonomy** is a classification system laid down in Regulation (EU) 2020/852, establishing a list of **environmentally sustainable economic activities**. That Regulation does not include a list of socially sustainable economic activities. Sustainable investments with an environmental objective might be aligned with the Taxonomy or not.

Product name: Robeco SDG High Yield Bonds

Legal entity identifier: 2138004EB4XIM39VFW48

Environmental and/or social characteristics

Does this financial product have a sustainable investment objective?



Yes



No

It will make a minimum of **sustainable investments with an environmental objective: ___%**

- in economic activities that qualify as environmentally sustainable under the EU Taxonomy
- in economic activities that do not qualify as environmentally sustainable under the EU Taxonomy

It will make a minimum of **sustainable investments with a social objective: ___%**

It **promotes Environmental/Social (E/S) characteristics** and while it does not have as its objective a sustainable investment, it will have a minimum proportion of 70% of sustainable investments

- with an environmental objective in economic activities that qualify as environmentally sustainable under the EU Taxonomy
- with an environmental objective in economic activities that do not qualify as environmentally sustainable under the EU Taxonomy
- with a social objective

It promotes E/S characteristics, but **will not make any sustainable investments**



What environmental and/or social characteristics are promoted by this financial product?

The Sub-fund has the following E/S characteristics:

Sustainability indicators measure how the environmental or social characteristics promoted by the financial product are attained.

1. The Sub-fund promotes investment in a portfolio that contributes to the Sustainable Development Goals.
2. The Sub-fund promotes certain minimum environmental and social safeguards through applying exclusion criteria with regards to products and business practices that Robeco believes are detrimental to society and incompatible with sustainable investment strategies, such as exposure to controversial behaviour, controversial weapons, and fossil fuels.
3. The Sub-fund promotes adherence to and conducting business activities in accordance with the United Nations Universal Declaration of Human Rights, the International Labor Organization's (ILO) labor standards, the United Nations Guiding Principles for Business and Human Rights (UNGPs), the United Nations Global Compact (UNGC) and the OECD Guidelines for Multinational Enterprises.
4. The Sub-fund aims to contribute to the United Nations Sustainable Development Goals by investing in green, social, sustainability and/or sustainability-linked bonds that are used to finance environmental and social projects.

There is no reference benchmark designated for the purpose of attaining the environmental or social characteristics promoted by the Sub-fund.

● ***What sustainability indicators are used to measure the attainment of each of the environmental or social characteristics promoted by this financial product?***

The Sub-fund has the following sustainability indicators:

1. The number of companies that hold a positive or neutral SDG score based on the internally developed SDG Framework.
2. The % of investments in securities that are on Robeco's Exclusion list as result of the application of Robeco's Exclusion Policy.
3. The number of holdings that are in violation of the ILO standards, UNGPs, UNGC or OECD Guidelines for Multinational Enterprises.
4. The % of the Sub-fund invested in green, social, sustainability and/or sustainability-linked bonds.

● ***What are the objectives of the sustainable investments that the financial product partially intends to make and how does the sustainable investment contribute to such objectives?***

The sustainable investments aim to contribute to the UN Sustainable Development Goals ("SDGs"), that have both social and environmental objectives. These are 17 goals that are globally recognised and include environmental goals such as climate action, clean water, life on land and water and social goals such as zero hunger, gender equality, education, etc. Robeco has developed a proprietary framework based on the UN SDGs through which an issuer's contribution to such SDGs is determined through a 3-step process. This process starts with a sector baseline on which a company's products are analysed to examine contribution to the society and environment. Further, the operational processes involved in creating such products is checked along with any controversies/litigation claims and remediation actions taken which are perused before a final SDG score is determined. The final score ranges between high negative (-3) to high positive (+3) and only those issuers which achieve positive SDG scores (+1, +2 and, +3) are regarded as Sustainable Investments.

● ***How do the sustainable investments that the financial product partially intends to make, not cause significant harm to any environmental or social sustainable investment objective?***

The sustainable investments do no significant harm to any environmental or social sustainable investment objective by considering a principal adverse impact and aligning with the OECD Guidelines for Multinational Enterprises and the UN Guiding Principles on Business and Human Rights. In addition,

sustainable investments score positively on Robeco's SDG Framework, and therefore do not cause significant harm.

How have the indicators for adverse impacts on sustainability factors been taken into account?

Mandatory principal adverse impact indicators are considered through Robeco's SDG Framework, either directly or indirectly, when identifying sustainable investments for the Sub-fund. In addition, voluntary environmental and social indicators are taken into account, depending on their relevance for measuring impacts on the SDGs and the availability of data. A detailed description of the incorporation of principal adverse impacts is available via Robeco's Principal Adverse Impact Statement published on the Robeco website (<https://www.robeco.com/files/docm/docu-principal-adverse-impact-statement-summary-entity-level.pdf>). In this statement, Robeco sets out its approach to identifying and prioritizing principal adverse impacts, and how principal adverse impacts are considered as part of Robeco's investment due diligence process and procedures relating to research and analysis, exclusions and restrictions and/or voting and engagement. This description also explains how principal adverse impact indicators are considered by the SDG Framework.

How are the sustainable investments aligned with the OECD Guidelines for Multinational Enterprises and the UN Guiding Principles on Business and Human Rights? Details:

The sustainable investments are aligned with the OECD Guidelines for Multinational Enterprises and the UN Guiding Principles on Business and Human Rights via both Robeco's Exclusion Policy and Robeco's SDG Framework.

Robeco's Exclusion Policy includes an explanation of how Robeco acts in accordance with the International Labor Organization (ILO) standards, United Nations Guiding Principles (UNGPs), United Nations Global Compact (UNGC) Principles and the Organization for Economic Co-operation and Development (OECD) Guidelines for Multinational Enterprises and is guided by these international treaties to assess the behavior of companies. Robeco continuously screens its investments for breaches of these principles. In case of a breach, the company will be excluded or engaged with, and is not considered a sustainable investment.

Robeco's SDG Framework screens for breaches on these principles in the final step of the framework. In this step, Robeco checks whether the company concerned has been involved in any controversies. Involvement in any controversy will result in a negative SDG score for the company, meaning it is not a sustainable investment.

The EU Taxonomy sets out a "do not significant harm" principle by which Taxonomy-aligned investments should not significantly harm EU Taxonomy objectives and is accompanied by specific EU criteria.

The "do no significant harm" principle applies only to those investments underlying the financial product that take into account the EU criteria for environmentally sustainable economic activities. The investments underlying the remaining portion of this financial product do not take into account the EU criteria for environmentally sustainable economic activities.

Any other sustainable investments must also not significantly harm any environmental or social objectives.



Does this financial product consider principal adverse impacts on sustainability factors?

Yes, _____

The Sub-fund considers principal adverse impacts on sustainability factors as referred to in Annex I of the SFDR Delegated Act.

Pre-investment, Robeco's SDG Framework assesses companies' positive and negative contributions to the Sustainable Development Goals (SDGs). Robeco's SDG Framework directly and/or indirectly screens companies on many of the topics considered by the PAI indicators.

Post-investment, the following principal adverse impacts on sustainability factors are taken into account:

- Via Robeco's entity engagement program, the following PAIs are considered:
 - All indicators related to Climate and other environment-related indicators (PAI 1-9, Table 1)
 - Violations of the UN Global Compact Principles and Organisation for Economic Cooperation and Development (OECD) Guidelines for Multinational Enterprises (PAI 10, Table 1). On an ongoing basis, the investment universe is scanned for controversial behavior in relation to the aforementioned principles and guidelines.
 - In addition, based on a yearly review of Robeco's performance on all mandatory and selected voluntary indicators, holdings of the Sub-fund that cause adverse impact might be selected for engagement.

More information is available via Robeco's Principal Adverse Impact Statement, published on Robeco's website. The Sub-fund will periodically report how it has considered the principal adverse impacts of its investments in the Company's annual report, which will be made available each year on or before 30 April at the Sub-fund page highlighted in final section of this document.

No



What investment strategy does this financial product follow?

Robeco SDG High Yield Bonds is an actively managed fund that invests in global corporate bonds. The selection of these bonds is based on fundamental analysis as described in the Investment policy strategy paragraph in Appendix I of this Prospectus. The strategy integrates sustainability indicators on a continuous basis as part of the bond selection process. Amongst others, the Sub-fund applies norms-based, activity-based and regional exclusions, Robeco's good governance policy, Robeco's SDG framework and considers Principal Adverse Impacts in the investment process. More product-specific information can be found on our website and the links provided in the final question of this disclosure.

What are the binding elements of the investment strategy used to select the investments to attain each of the environmental or social characteristics promoted by this financial product?

The Sub-fund has the following binding elements:

1. The Sub-fund is invested in bonds that hold a positive or neutral SDG score.
2. The Sub-fund's portfolio complies with Robeco's Exclusion Policy (<https://www.robeco.com/files/docm/docu-exclusion-policy.pdf>), that is based on exclusion

Principal adverse impacts are the most significant negative impacts of investment decisions on sustainability factors relating to environmental, social and employee matters, respect for human rights, anti-corruption and anti-bribery matters.

The investment strategy guides investment decisions based on factors such as investment objectives and risk tolerance.

criteria with regards to products and business practices that Robeco believes are detrimental to society and incompatible with sustainable investment strategies. This means that the Sub-fund has 0% exposure to excluded securities, taking into account a grace period. Information with regards to the effects of the exclusions on the Sub-fund's universe can be found at <https://www.robeco.com/files/docm/docu-exclusion-list.pdf>.

3. The Sub-fund avoids investment in companies that are in breach of the ILO standards, UNGPs, UNGC or OECD Guidelines for Multinational Enterprises. Companies that breach the international norms will be excluded from the investment universe.
4. The Sub-fund invests a minimum of 2% in green, social, sustainability, and/or sustainability-linked bonds.

● **What is the committed minimum rate to reduce the scope of the investments considered prior to the application of that investment strategy?**

The Sub-fund does not commit to a minimum rate to reduce the scope of investments prior to the application of the investment strategy.

● **What is the policy to assess good governance practices of the investee companies?**

Robeco has a Good Governance policy to assess governance practices of companies. The policy describes how Robeco determines if and when a company does not follow good governance practices and is therefore excluded from the initial investment universe for Article 8 and 9 products. Robeco's Good Governance policy applies to the Sub-fund and tests on a set of governance criteria that reflect widely recognized industry established norms and include topics as employee relations, management structure, tax compliance and remuneration.

The Good Governance test consists of criteria on such topics that are examined for investee companies and further explained in Robeco's Good Governance policy <https://www.robeco.com/files/docm/docu-robeco-good-governance-policy.pdf>. Additionally, the companies that do not pass the good governance test are reflected in the exclusion list that can be accessed here - <https://www.robeco.com/files/docm/docu-exclusion-list.pdf>.

What is the asset allocation planned for this financial product?

At least 90% of the investments are aligned with the E/S characteristics of the Sub-fund. The Sub-fund plans to make a minimum of 70% sustainable investments, measured by positive scores via Robeco's SDG Framework. The investments in the category Other, estimated between 0-10%, are mostly in cash, cash equivalents and derivatives as further described below. The planned asset allocation is monitored continuously, and evaluated on a yearly basis

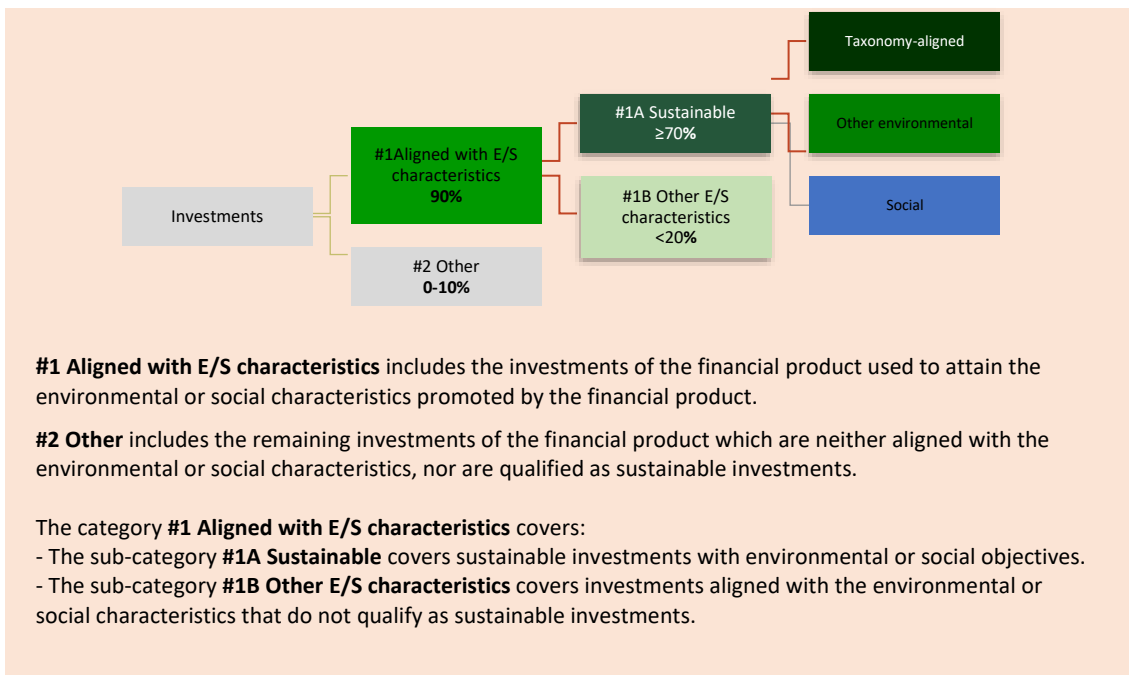
Good governance practices include sound management structures, employee relations, remuneration of staff and tax compliance.



Asset allocation describes the share of investments in specific assets.

Taxonomy-aligned activities are expressed as a share of:

- **turnover** reflecting the share of revenue from green activities of investee companies
- **capital expenditure** (CapEx) showing the green investments made by investee companies, e.g. for a transition to a green economy.
- **operational expenditure** (OpEx) reflecting green operational activities of investee companies.



How does the use of derivatives attain the environmental or social characteristics promoted by the financial product?

The Sub-fund does not make use of derivatives to attain the environmental or social characteristics promoted by the financial product. The Sub-fund may make use of derivatives for hedging, liquidity management and efficient portfolio management as well as investment purposes. Exchange traded and over-the-counter derivatives are permitted, including but not limited to futures, swaps, options and currency forwards. Whilst the Sub-fund may use derivatives both for investment purposes as well as for hedging and efficient portfolio management, it does not utilize derivatives for such purposes outside the intended share of investments allocated to the 'Other' category.

In case the Sub-fund uses derivatives, the underlying shall comply with the investment policy. Where relevant, minimum environmental or social safeguards are taken into account as described below.



To what minimum extent are sustainable investments with an environmental objective aligned with the EU Taxonomy?

0%. The Sub-fund intends to contribute to all 6 environmental objectives under the EU Taxonomy via the investments in Green Bonds. The Sub-fund commits to a minimum share of 0% of Taxonomy-aligned activities. The Sub-fund intends to increase the minimum share of Taxonomy aligned activities for the Sub-fund, based on use of proceeds, once data availability in relation to the EU Taxonomy for Green Bonds improves and stabilises.

The Sub-fund will report on Taxonomy-aligned investment in the periodic disclosures. For investments in corporate bonds, the Sub-fund will report on turnover. Given the lack of data on the EU Taxonomy for Green Bonds in the market, Robeco relies on internal analysis for the time being. EU Taxonomy-alignment data is not yet subject to a review by third parties. The expected level of alignment with and without sovereign bonds is the same.

To comply with the EU Taxonomy, the criteria for **fossil gas** include limitations on emissions and switching to renewable power or low-carbon fuels by the end of 2035. For **nuclear energy**, the criteria include comprehensive safety and waste management rules.

Enabling activities directly enable other activities to make a substantial contribution to an environmental objective.

Transitional activities are activities for which low-carbon alternatives are not yet available and among others have greenhouse gas emission levels corresponding to the best performance.

● **Does the financial product invest in fossil gas and/or nuclear energy related activities that comply with the EU Taxonomy⁸²?**

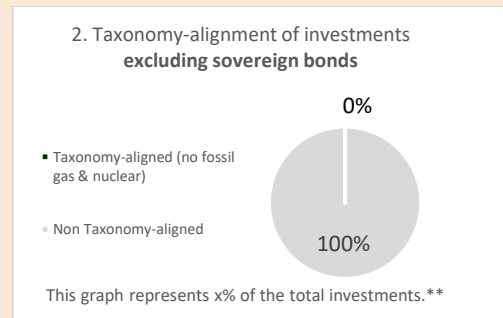
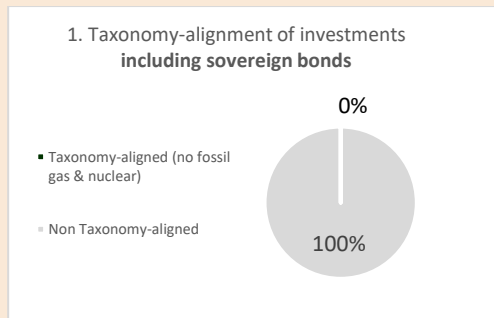
Yes

In fossil gas

In nuclear energy

No

The two graphs below show in green the minimum percentage of investments that are aligned with the EU Taxonomy. As there is no appropriate methodology to determine the Taxonomy-alignment of sovereign bonds, the first graph shows the Taxonomy alignment in relation to all the investments of the financial product including sovereign bonds, while the second graph shows the Taxonomy alignment only in relation to the investments of the financial product other than sovereign bonds.*



* For the purpose of these graphs, 'sovereign bonds' consist of all sovereign exposures

** As the investments are not Taxonomy-aligned, the exclusion of sovereign bonds has no impact on the graph and therefore no such percentage is shown here.

● **What is the minimum share of investments in transitional and enabling activities?**

0%.



What is the minimum share of sustainable investments with an environmental objective that are not aligned with the EU Taxonomy?

Green bonds may invest (part of) their use of proceeds in economic activities that do not qualify as environmentally sustainable under the EU Taxonomy. In addition, the Sub-fund intends to make sustainable investments measured as positive scores via Robeco's SDG Framework. Among those could be investments with environmental objectives that do not qualify as Taxonomy-aligned. The environmental objectives of the Sub-fund are attained by investing in companies that score positively on SDG 12 (Responsible consumption and production), SDG 13 (Climate action), SDG 14 (Life below water), and SDG 15 (Life on land) in Robeco's SDG Framework.

While the sum of sustainable investments with an environmental objective and socially sustainable investments always adds up to the Sub-fund's minimum proportion of 70% sustainable investments, we do not commit to a minimum share of sustainable investments with an environmental objective because the Sub-fund's investment strategy does not have a specific environmental investment objective. Therefore, the minimum share of sustainable investments with an environmental objective is 0%.

⁸² Fossil gas and/or nuclear related activities will only comply with the EU Taxonomy where they contribute to limiting climate change ("climate change mitigation") and do not significantly harm any EU Taxonomy objective - see explanatory note in the left hand margin. The full criteria for fossil gas and nuclear energy economic activities that comply with the EU Taxonomy are laid down in Commission Delegated Regulation (EU) 2022/1214.

What is the minimum share of socially sustainable investments?

Social, sustainability or sustainability-linked bonds may invest (part of) their use of proceeds in economic activities that contribute to a social objective. In addition, the Sub-fund intends to make sustainable investments, measured as positive scores via Robeco's SDG Framework. Among those could be investments with social objectives. The social objectives of the Sub-fund are attained by investing in companies that score positively on SDG 1 (No poverty), SDG 2 (Zero hunger), SDG 3 (Good health and well-being), SDG 4 (Quality education), SDG 5 (Gender equality), SDG 6 (Clear water and sanitation), SDG 7 (Affordable and clean energy), SDG 8 (Decent work and economic growth), SDG 9 (Industry, innovation and infrastructure), SDG 10 (Reduced inequalities), SDG 11 (Sustainable cities and communities), SDG 16 (Peace, justice and strong institutions) and SDG 17 (Partnerships for the goals), in Robeco's SDG Framework.


While the sum of socially sustainable investments and sustainable investments with an environmental objective always adds up to the Sub-fund's minimum proportion of sustainable investments, we do not commit to a minimum share of socially sustainable investments because the Sub-fund's investment strategy does not have a specific socially sustainable investment objective. Therefore, the minimum share of socially sustainable investments is 0%.


What investments are included under "#2 Other", what is their purpose and are there any minimum environmental or social safeguards?

The type of instruments included under "#2 Other" and their purpose are outlined in Annex I of this Prospectus under the header 'Financial instruments and investment restrictions'. They include cash, cash equivalents, as well as investment funds and eligible asset classes (other than bonds and equities) that do not specifically promote E/S characteristics. As indicated above, the Sub-fund does not make use of derivatives to attain the environmental or social characteristics promoted. The Sub-fund may make use of derivatives, which thus always fall under the category "#2 Other", for hedging, liquidity management and efficient portfolio management as well as investment purposes. Exchange traded and over-the-counter derivatives are permitted, including but not limited to futures, swaps, options and currency forwards. In case the Sub-fund uses derivatives, the underlying shall comply with the investment policy. Where relevant, minimum environmental or social safeguards are taken into account, by, for example, applying Robeco's Exclusion Policy for any single security derivative.

Is a specific index designated as a reference benchmark to determine whether this financial product is aligned with the environmental and/or social characteristics that it promotes?

Not applicable.

 are sustainable investments with an environmental objective that **do not take into account the criteria** for environmentally sustainable economic activities under the EU Taxonomy.

 **Reference benchmarks** are indexes to measure whether the financial product attains the environmental or social characteristics that they promote.



Where can I find more product specific information online?

More product-specific information can be found on the website:

<https://www.robeco.com/en-int/products/funds>

- Robeco's PAI Statement can be accessed via the following link:
<https://www.robeco.com/files/docm/docu-principal-adverse-impact-statement-summary-entity-level.pdf>
- Robeco's Good Governance test can be accessed via the following link:
<https://www.robeco.com/files/docm/docu-robeco-good-governance-policy.pdf>
- Robeco's SDG framework:
<https://www.robeco.com/docm/docu-robeco-explanation-sdg-framework.pdf>
- Robeco's sustainability risk policy:
<https://www.robeco.com/files/docm/docu-robeco-sustainability-risk-policy.pdf>

k) Robeco Global Green Bonds

Pre-contractual disclosure for the financial products referred to in Article 9, paragraphs 1 to 4a, of Regulation (EU) 2019/2088 and Article 5, first paragraph, of Regulation (EU) 2020/852

Product name: Robeco Global Green Bonds

Legal entity identifier: 213800TZF6IC5ZUI3146

Sustainable investment objective

Does this financial product have a sustainable investment objective?

Yes
 No

| | |
|--|--|
| <p><input checked="" type="checkbox"/> It will make a minimum of sustainable investments with an environmental objective: 70%</p> <ul style="list-style-type: none"> <input type="checkbox"/> in economic activities that qualify as environmentally sustainable under the EU Taxonomy <input checked="" type="checkbox"/> in economic activities that do not qualify as environmentally sustainable under the EU Taxonomy <p><input type="checkbox"/> It will make a minimum of sustainable investments with a social objective: ___%</p> | <p><input type="checkbox"/> It promotes Environmental/Social (E/S) characteristics and while it does not have as its objective a sustainable investment, it will have a minimum proportion of ___% of sustainable investments</p> <ul style="list-style-type: none"> <input type="checkbox"/> with an environmental objective in economic activities that qualify as environmentally sustainable under the EU Taxonomy <input type="checkbox"/> with an environmental objective in economic activities that do not qualify as environmentally sustainable under the EU Taxonomy <input type="checkbox"/> with a social objective <p><input type="checkbox"/> It promotes E/S characteristics, but will not make any sustainable investments</p> |
|--|--|

Sustainable investment means an investment in an economic activity that contributes to an environmental or social objective, provided that the investment does not significantly harm any environmental or social objective and that the investee companies follow good governance practices.

The **EU Taxonomy** is a classification system laid down in Regulation (EU) 2020/852, establishing a list of **environmentally sustainable economic activities**. That Regulation does not include a list of socially sustainable economic activities. Sustainable investments with an environmental objective might be aligned with the Taxonomy or not.



What is the sustainable investment objective of this financial product?

The Sub-fund invests predominantly in Green Bonds, as well as in social and sustainable bonds.

With these investments, the Sub-fund finances investments that contribute to environmental goals like:

- Climate change mitigation and adaptation,

Sustainability indicators measure how the sustainable objectives of this

financial product
are attained.

- Sustainable use and protection of water and marine resources,
- Transition to a circular economy,
- Waste prevention and recycling,
- Pollution prevention, and
- Protection of healthy ecosystems.

There is a reference benchmark designated for the purpose of attaining the sustainable objectives promoted by the Sub-fund.

● ***What sustainability indicators are used to measure the attainment of the sustainable investment objective of this financial product?***

The Sub-fund has the following sustainability indicators:

1. The % of the Sub-fund invested in Green Bonds.
2. The % of investments in securities that are on Robeco's Exclusion list as result of the application of Robeco's Exclusion Policy.
3. The % of holdings that are in violation of the ILO standards, UNGPs, UNGC or OECD Guidelines for Multinational Enterprises.

● ***How do sustainable investments not cause significant harm to any environmental or social sustainable investment objective?***

The sustainable investments do no significant harm to any environmental or social sustainable investment objective by considering a principal adverse impact and aligning with the OECD Guidelines for Multinational Enterprises and the UN Guiding Principles on Business and Human Rights.

How have the indicators for adverse impacts on sustainability factors been taken into account?

For sustainable investments that are either Green, Social or Sustainable Bonds, significant harm is avoided by the application of Green Bonds Principles.

For a large share of Green, Social and Sustainable bonds, Robeco adds an extra assessment on sustainability factors by applying Robeco's Green Bonds Framework or Social Bond Framework.

Via these frameworks, the following adverse impacts are directly considered:

- Table 1, PAI 10 (Violations of the UN Global Compact principles and Organisation for Economic Cooperation and Development (OECD) Guidelines for Multinational Enterprises)
- Table 1, PAI 14 (Exposure to controversial weapons)

For Green bonds, there is no disclosures on GHG emissions. Yet, avoided emissions (scope 4 emissions) are considered. For Social bonds, Robeco considers board gender diversity (Table 1, PAI 13) depending on whether the use of proceeds of the social bond will tackle gender diversity issues.

Lastly, Robeco's SDG Framework is considered for the analysis of green, social or sustainable bonds. Robeco's SDG Framework assesses the contribution of companies to the Sustainable Development Goals (SDGs). Many PAI indicators are either directly or indirectly included in the SDG Framework to determine whether a company has significant impacts on the SDGs related to the PAI indicators. A detailed description of the incorporation of Principal Adverse Impact is available via Robeco's Principal Adverse Impact Statement published on the Robeco website (<https://www.robeco.com/files/docm/docu-principal-adverse-impact-statement-summary-entity-level.pdf>).

How are the sustainable investments aligned with the OECD Guidelines for Multinational Enterprises and the UN Guiding Principles on Business and Human Rights?

The sustainable investments are aligned with the OECD Guidelines for Multinational Enterprises and the UN Guiding Principles on Business and Human Rights via Robeco's Exclusion Policy.



Does this financial product consider principal adverse impacts on sustainability factors?

Yes, _____

The Sub-fund considers principal adverse impacts on sustainability factors as referred to in Annex I of the SFDR Delegated Act.

Pre-investment, green, social and sustainable bonds are assessed via Robeco's Green Bond Framework and Social Framework, as well as via Robeco's SDG Framework. These framework directly and indirectly assess PAI indicators

Robeco's SDG Framework assesses companies' positive and negative contributions to the Sustainable Development Goals (SDGs). Robeco's SDG Framework directly and/or indirectly screens companies on many of the topics considered by the PAI indicators.

Post-investment, the following principal adverse impacts on sustainability factors are taken into account via Robeco's entity engagement program:

- All indicators related to Climate and other environment-related indicators (PAI 1-13, Table 1)
- Violations of the UN Global Compact Principles and Organisation for Economic Cooperation and Development (OECD) Guidelines for Multinational Enterprises (PAI 10, Table 1). On an ongoing basis, the investment universe is scanned for controversial behavior in relation to the aforementioned principles and guidelines.
- In addition, based on a yearly review of Robeco's performance on all mandatory and selected voluntary indicators, holdings of the Sub-fund that cause adverse impact might be selected for engagement.

A detailed description of the incorporation of Principal Adverse Impact is available via Robeco's Principal Adverse Impact Statement published on the Robeco website.

No



What investment strategy does this financial product follow?

Robeco Global Green Bonds is an actively managed fund that invests in Green Bonds globally issued by governments, government-related agencies and corporates. The selection of these bonds is based on fundamental analysis as described in the Investment policy strategy paragraph in Appendix I of this Prospectus. Other bonds invested in are either social bonds, sustainable bonds, or sustainability-linked bonds. The strategy integrates sustainability indicators on a continuous basis as part of the stock selection process. Amongst others, the Sub-fund applies norms-based and activity-based exclusions, Robeco's good governance policy, Robeco's SDG framework and considers Principal Adverse Impacts in the investment process. More product-specific information can be found on our website and the links provided in the final question of this disclosure.

Principal adverse impacts are the most significant negative impacts of investment decisions on sustainability factors relating to environmental, social and employee matters, respect for human rights, anti-corruption and anti-bribery matters.

The investment strategy guides investment decisions based on factors such as investment objectives and risk tolerance.

What are the binding elements of the investment strategy used to select the investments to attain the sustainable investment objective?

The Sub-fund has the following binding elements:

1. The Sub-fund allocates a minimum 80% of the bond exposure ex government bonds in Green Bonds based on external vendor data or the internally developed framework by Robeco.
2. The Sub-fund's portfolio complies with Robeco's Exclusion Policy (<https://www.robeco.com/docm/docu-exclusion-policy.pdf>), that is based on exclusion criteria with regards to products and business practices that Robeco believes are detrimental to society and incompatible with sustainable investment strategies. This means that the Sub-fund has 0% exposure to excluded securities, taking into account a grace period. Information with regards to the effects of the exclusions on the Sub-fund's universe can be found at <https://www.robeco.com/files/docm/docu-exclusion-list.pdf>.
3. The Sub-fund avoids investment in companies that are in breach of the ILO standards, UNGPs, UNGC or OECD Guidelines for Multinational Enterprises. Companies that breach these international norms will be excluded from the investment universe.

What is the policy to assess good governance practices of the investee companies?

Robeco has a Good Governance policy to assess governance practices of companies. The policy describes how Robeco determines if and when a company does not follow good governance practices and is therefore excluded from the initial investment universe for Article 8 and 9 products. Robeco's Good Governance policy applies to the Sub-fund and tests on a set of governance criteria that reflect widely recognized industry established norms and include topics as employee relations, management structure, tax compliance and remuneration.

The Good Governance test consists of criteria on such topics that are examined for investee companies and further explained in Robeco's Good Governance policy <https://www.robeco.com/files/docm/docu-robeco-good-governance-policy.pdf>. Additionally, the companies that do not pass the good governance test are reflected in the exclusion list that can be accessed here - <https://www.robeco.com/files/docm/docu-exclusion-list.pdf>.

What is the asset allocation and the minimum share of sustainable investments?

The Sub-fund plans to make a minimum of 90% sustainable investments, with a minimum portion of 70% sustainable investments with an environmental objective, defined as investments in green, social or sustainable bonds. The investments in the category non-sustainable, estimated between 0-10%, are in cash and cash equivalents. The planned asset allocation is monitored and evaluated on a yearly basis.

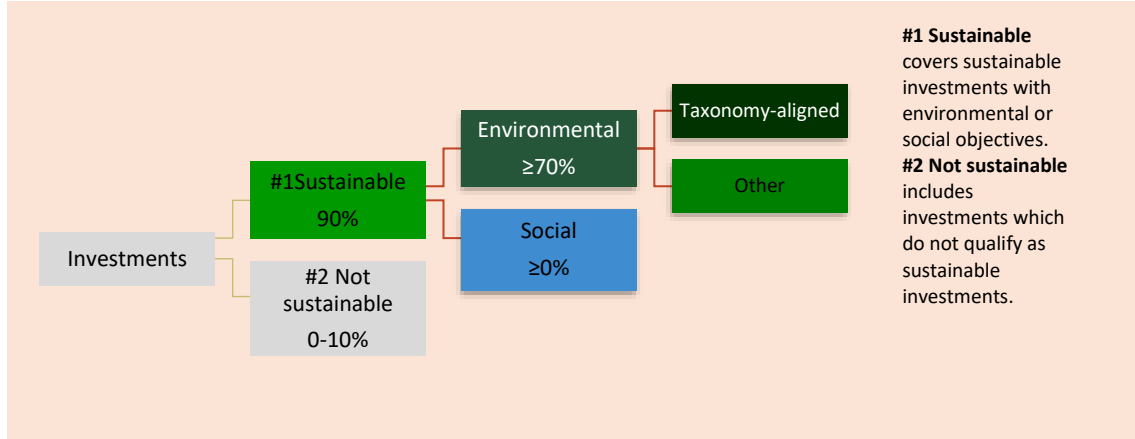
Good governance practices include sound management structures, employee relations, remuneration of staff and tax compliance.



Asset allocation describes the share of investments in specific assets.

Taxonomy-aligned activities are expressed as a share of:

- **turnover** reflecting the share of revenue from green activities of investee companies
- **capital expenditure** (CapEx) showing the green investments made by investee companies, e.g. for a transition to a green economy.
- **operational expenditure** (OpEx) reflecting green operational activities of investee companies.



#1 Sustainable covers sustainable investments with environmental or social objectives. **#2 Not sustainable** includes investments which do not qualify as sustainable investments.

● **How does the use of derivatives attain the sustainable investment objective?**

The Sub-fund does not make use of derivatives to attain the sustainable objective promoted by the financial product. The Sub-fund may make use of derivatives for hedging as well as liquidity management. This includes the usage of derivatives to manage currency and duration exposures in a cost-effective manner. To that purpose exchange traded and over-the-counter derivatives linked to sovereign bonds (treasuries), interest rates, swap rates and currencies are permitted. Derivatives linked to corporate exposure are not allowed.

In case the Sub-fund uses derivatives, the underlying shall comply with the investment policy. Where relevant, minimum environmental or social safeguards are taken into account.



● **To what minimum extent are sustainable investments with an environmental objective aligned with the EU Taxonomy?**

The Sub-fund intends to contribute to all environmental objectives under the EU Taxonomy. The Sub-fund commits to a minimum share of 0% of Taxonomy-aligned activities. The Sub-fund intends to increase the minimum share of Taxonomy aligned activities for the Sub-fund, based on use of proceeds, once data availability in relation to the EU Taxonomy for Green bonds improves and stabilizes.

The Sub-fund will report on Taxonomy-aligned investment in the periodic disclosures. Given the lack of data on the EU Taxonomy for Green Bonds in the market, Robeco relies on internal analysis for the time being. EU Taxonomy-alignment data is not yet subject to a review by third parties. The Sub-fund only makes investments in Green, Social and Sustainable bonds and therefore it does not have sovereign exposures. The expected level of alignment with and without sovereign bonds is the same.

● **Does the financial product invest in fossil gas and/or nuclear energy related activities that comply with the EU Taxonomy⁸³?**

Yes:

In fossil gas In nuclear energy

No

To comply with the EU Taxonomy, the criteria for **fossil gas** include limitations on emissions and switching to fully renewable power

⁸³ Fossil gas and/or nuclear related activities will only comply with the EU Taxonomy where they contribute to limiting climate change ("climate change mitigation") and do not significantly harm any EU Taxonomy objective - see explanatory note in the left hand margin. The full criteria for fossil gas and nuclear energy economic activities that comply with the EU Taxonomy are laid down in Commission Delegated Regulation (EU) 2022/1214.

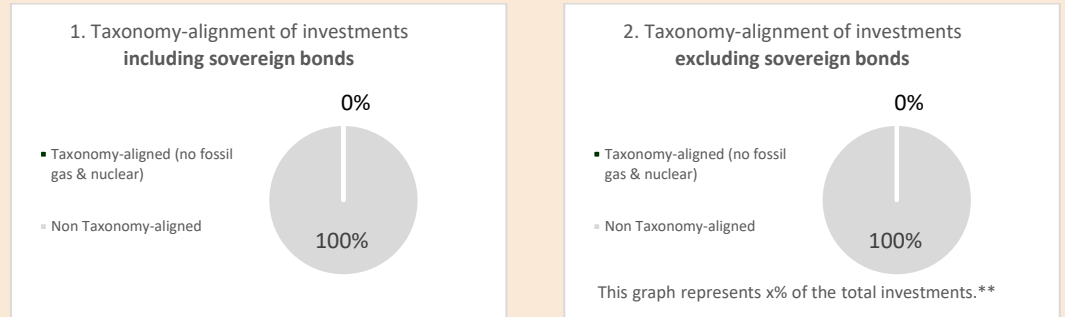
or low-carbon fuels by the end of 2035. For **nuclear energy**, the criteria include comprehensive safety and waste management rules.

Enabling activities directly enable other activities to make a substantial contribution to an environmental objective.


Transitional activities are activities for which low-carbon alternatives are not yet available and among others have greenhouse gas emission levels corresponding to the best performance.

 are sustainable investments with an environmental objective that **do not take into account the criteria** for environmentally sustainable economic activities under the EU Taxonomy.

The two graphs below show in green the minimum percentage of investments that are aligned with the EU Taxonomy. As there is no appropriate methodology to determine the Taxonomy-alignment of sovereign bonds*, the first graph shows the Taxonomy alignment in relation to all the investments of the financial product including sovereign bonds, while the second graph shows the Taxonomy alignment only in relation to the investments of the financial product other than sovereign bonds.



*** For the purpose of these graphs, 'sovereign bonds' consist of all sovereign exposures**
**** As the investments are not Taxonomy-aligned, the exclusion of sovereign bonds has no impact on the graph and therefore no such percentage is shown here.**

 **What is the minimum share of investments in transitional and enabling activities?**

0%.



What is the minimum share of sustainable investments with an environmental objective that are not aligned with the EU Taxonomy?

Green bonds may invest (part of) their use of proceeds in economic activities that do not qualify as environmentally sustainable under the EU Taxonomy. The Sub-fund commits to a minimum share of sustainable investments of 70% with an environmental objective because the Sub-fund's investment strategy does have a specific environmental investment objective. The sum of sustainable investments with an environmental objective and socially sustainable investments always adds up to the Sub-fund's minimum proportion of 90% sustainable investments.



What is the minimum share of sustainable investments with a social objective?

Social, sustainability or sustainability-linked bonds may invest (part of) their use of proceeds in economic activities that contribute to a social objective. We do not commit to a minimum share of socially sustainable investments because the Sub-fund's investment strategy does not have a specific social investment objective. The sum of socially sustainable investments and sustainable investments with an environmental objective will always add up to the Sub-fund's minimum proportion of 90% sustainable investments.



What investments are included under "#2 Not sustainable", what is their purpose and are there any minimum environmental or social safeguards?

The type of instruments included under "#2 Not Sustainable" and their purpose are outlined in Annex I of this Prospectus under the header 'Financial instruments and investment restrictions'. They include cash, cash equivalents, as well as investment funds and eligible asset classes (other than bonds and equities) that do not specifically promote E/S characteristics. As indicated above, the Sub-fund does not make use of derivatives to attain its sustainable objective. The Sub-fund may make use of derivatives for hedging and liquidity management. This includes the usage of derivatives to manage the duration around the benchmark duration and currency exposures in a cost-effective manner. For the management of currency exposure FX Forwards are allowed. Furthermore exchange traded and over-the-counter derivatives linked to sovereign bonds (treasuries), interest rates, swap rates and currencies are permitted. In case the Sub-fund uses derivatives, the underlying shall comply with the investment policy and the exposure through the use of derivatives must fit the investment universe of the Sub-fund. Where relevant, minimum environmental or social safeguards are taken into account by monitoring and applying Robeco's Exclusion Policy for the use of derivatives linked to sovereigns. Additionally, derivatives linked to corporate exposure are not allowed.



Is a specific index designated as a reference benchmark to meet the sustainable investment objective?

Yes, the Sub-fund uses the Bloomberg MSCI US Green Bond Index as a reference index to meet the sustainable investment objective of The Sub-fund.

Reference benchmarks are indexes to measure whether the financial product attains the sustainable investment objective.

- ***How does the reference benchmark take into account sustainability factors in a way that is continuously aligned with the sustainable investment objective?***

Given that sustainable investment objective of The Sub-fund is to finance investment in Green Bonds, the reference index is aligned with such objective of The Sub-fund by applying clearly defined rules for evaluating Green Bonds composition in the index.

Bloomberg MSCI evaluates Green Bonds to ensure adherence to established Green Bond Principles (GBP) and to examine bonds by their environmental use of proceeds. The index provider follows an eligibility criteria along four dimensions as per the GBP for assessing eligibility to index. In this way The Sub-fund's investment objective is aligned with the reference index.

- ***How is the alignment of the investment strategy with the methodology of the index ensured on a continuous basis?***

The methodology of the reference index follows rebalancing rules which ensures alignment with the investment strategy of The Sub-fund.

The Bloomberg MSCI US Green Bond Index is rebalanced on the last business day of each month. New bond issues are not added to the Projected Universe until after the Green Bond Evaluation. On the 25th calendar day of each month, the list of Green Bonds that are evaluated is updated by MSCI ESG Research which are taken into consideration before rebalancing.

- ***How does the designated index differ from a relevant broad market index?***

The benchmark differs from a broad general market index in that the latter does not take into account in its methodology any criteria for eligibility and inclusion of Green Bonds.

● **Where can the methodology used for the calculation of the designated index be found?**

The index methodology can be found on the relevant webpages by the index provider:
<https://www.msci.com>



Where can I find more product specific information online?

More product-specific information can be found on the website:

<https://www.robeco.com/en-int/products/funds>

- Robeco's PAI Statement can be accessed via the following link:
<https://www.robeco.com/files/docm/docu-principal-adverse-impact-statement-summary-entity-level.pdf>
- Robeco's Good Governance test can be accessed via the following link:
<https://www.robeco.com/files/docm/docu-robeco-good-governance-policy.pdf>
- Robeco's SDG framework:
<https://www.robeco.com/docm/docu-robeco-explanation-sdg-framework.pdf>
- Robeco's sustainability risk policy:
<https://www.robeco.com/files/docm/docu-robeco-sustainability-risk-policy.pdf>

I) Robeco Climate Global Credits

Pre-contractual disclosure for the financial products referred to in Article 9, paragraphs 1 to 4a, of Regulation (EU) 2019/2088 and Article 5, first paragraph, of Regulation (EU) 2020/852

Product name: Robeco Climate Global Credits

Legal entity identifier: 213800LB657HDJBI4637

Sustainable investment objective

Does this financial product have a sustainable investment objective?



Yes



No

It will make a minimum of **sustainable investments with an environmental objective: 50%**

in economic activities that qualify as environmentally sustainable under the EU Taxonomy

in economic activities that do not qualify as environmentally sustainable under the EU Taxonomy

It will make a minimum of **sustainable investments with a social objective: ___%**

It **promotes Environmental/Social (E/S) characteristics** and while it does not have as its objective a sustainable investment, it will have a minimum proportion of ___% of sustainable investments

with an environmental objective in economic activities that qualify as environmentally sustainable under the EU Taxonomy

with an environmental objective in economic activities that do not qualify as environmentally sustainable under the EU Taxonomy

with a social objective

It promotes E/S characteristics, but **will not make any sustainable investments**

Sustainable investment means an investment in an economic activity that contributes to an environmental or social objective, provided that the investment does not significantly harm any environmental or social objective and that the investee companies follow good governance practices.

The **EU Taxonomy** is a classification system laid down in Regulation (EU) 2020/852, establishing a list of **environmentally sustainable economic activities**. That Regulation does not include a list of socially sustainable economic activities. Sustainable investments with an environmental objective might be aligned with the Taxonomy or not.



What is the sustainable investment objective of this financial product?

The sustainable investments of the Sub-fund aims to reduce the carbon footprint of the portfolio and thereby contribute towards the goals of the Paris Agreement to keep the maximum global temperature rise well-below 2°C.

Sustainability indicators measure how the sustainable objectives of this financial product are attained.

The Sub-fund also promotes investment in green, social, sustainability and/or sustainability-linked bonds used to finance environmental and social projects.

The sustainable investments contribute partly to the environmental objective of Climate Mitigation under the Taxonomy regulation.

● ***What sustainability indicators are used to measure the attainment of the sustainable investment objective of this financial product?***

The Sub-fund has the following sustainability indicators:

1. The Sub-fund's weighted carbon footprint compared to the Paris-Aligned Benchmark.
2. The % of the Sub-fund invested in green, social, sustainability and/or sustainability-linked bonds.
3. The % of investments in securities that are on Robeco's Exclusion list as result of the application of Robeco's Exclusion Policy.
4. The number of companies that are in violation of the UNGPs or OECD Guidelines for Multinational Enterprises.

● ***How do sustainable investments not cause significant harm to any environmental or social sustainable investment objective?***

The sustainable investments do no significant harm to any environmental or social sustainable investment objective by considering a principal adverse impact and aligning with the OECD Guidelines for Multinational Enterprises and the UN Guiding Principles on Business and Human Rights. In addition, sustainable investments made through the Paris-Aligned Benchmark follow eligibility requirements as per Article 12 of the EU regulation EU Paris-aligned Benchmarks and sustainability-related disclosures for benchmarks and follows Robeco's Exclusion policy. In accordance with Robeco's SDG framework, any off benchmark investments are only considered by the Sub-fund when they have a positive contribution to the UN SDGs and therefore not cause significant harm to any environmental or social sustainable investment objective.

How have the indicators for adverse impacts on sustainability factors been taken into account?

All sustainable investments are constituents of Solactive Paris Aligned Global Corporate Index or follow the benchmark methodology. The benchmark methodology directly assesses the following PAI indicators:

- Table 1, PAI 2 (Carbon Footprint)
- Table 1, PAI 4 (Exposure to companies in the fossil fuel sector)
- Table 1, PAI 10 (Violations of the UN Global Compact principles and Organisation for Economic Cooperation and Development (OECD) Guidelines for Multinational Enterprises)
- Table 1, PAI 14 (Exposure to controversial weapons)

Post-investment, the Sub-fund assesses the performance on all mandatory PAI indicators on a regular basis. A detailed description of the incorporation of principal adverse impacts is available via Robeco's Principal Adverse Impact Statement published on the Robeco website (<https://www.robeco.com/files/docm/docu-principal-adverse-impact-statement-summary-entity-level.pdf>).

How are the sustainable investments aligned with the OECD Guidelines for Multinational Enterprises and the UN Guiding Principles on Business and Human Rights?

The sustainable investments are aligned with the OECD Guidelines for Multinational Enterprises and the UN Guiding Principles on Business and Human Rights via both Robeco's Exclusion Policy as well as the methodology of the benchmark provider.



Does this financial product consider principal adverse impacts on sustainability factors?

Yes, _____

Yes, the Sub-fund considers principal adverse impacts on sustainability factors as referred to in Annex I of the SFDR Delegated Act.

Pre-investment, the following principal adverse impacts on sustainability factors are considered via the applied normative and activity-based exclusions:

- Exposure to companies active in the fossil fuel sector (PAI 4, Table 1)
- Violations of the UN Global Compact Principles and Organisation for Economic Cooperation and Development (OECD) Guidelines for Multinational Enterprises (PAI 10, Table 1)
- Activities negatively affecting biodiversity-sensitive areas (PAI 7, Table 1). The consideration of this PAI is currently restricted to applying exclusions to palm oil producing companies and for any breaches to the UNGC, UNGP and OECD Guidelines for Multinational Enterprises in relation to biodiversity.
- Exposure to controversial weapons (anti-personnel mines, cluster munitions, chemical weapons (PAI 14, Table 1)

Via the carbon footprint performance target of the Sub-fund, the PAI on Carbon footprint (PAI 2, Table 1) is considered via the Paris-Aligned Benchmark.

Post-investment, the following principal adverse impacts on sustainability factors are taken into account via Robeco's entity engagement program:

- All indicators related to Climate and other environment-related indicators (PAI 1-9, Table 1)
- Violations of the UN Global Compact Principles and Organisation for Economic Cooperation and Development (OECD) Guidelines for Multinational Enterprises (PAI 10, Table 1)
- Activities negatively affecting biodiversity sensitive areas (PAI 7, Table 1). The consideration of this PAI is currently restricted to applying exclusions to palm oil producing companies and for any breaches to the UNGC, UNGP and OECD Guidelines for Multinational Enterprises in relation to biodiversity.
- In addition, based on a yearly review of Robeco's performance on all mandatory and selected voluntary indicators, holdings of the Sub-fund that cause adverse impact might be selected for engagement.

More information is available via Robeco's Principal Adverse Impact Statement, published on Robeco's website. The Sub-fund will periodically report how it has considered the principal adverse impacts of its investments in the Company's annual report, which will be made available each year on or before 30 April at the Sub-fund page highlighted in final section of this document.

No

Principal adverse impacts are the most significant negative impacts of investment decisions on sustainability factors relating to environmental, social and employee matters, respect for human rights, anti-corruption and anti-bribery matters.



The investment strategy guides investment decisions based on factors such as investment objectives and risk tolerance.

What investment strategy does this financial product follow?

Robeco Climate Global Credits is an actively managed fund that invests mainly in nongovernment bonds all around the world. The selection of these bonds is based on fundamental analysis as described in the Investment policy strategy paragraph in Appendix I of this Prospectus. The strategy integrates sustainability indicators on a continuous basis as part of the bond selection process. Amongst others, the Sub-fund applies norms-based and activity-based exclusions, Robeco's good governance policy, Robeco's SDG framework and considers Principal Adverse Impacts in the investment process. More product-specific information can be found on our website and the links provided in the final question of this disclosure.

What are the binding elements of the investment strategy used to select the investments to attain the sustainable investment objective?

The Sub-fund has the following binding elements:

1. The Sub-fund's weighted carbon footprint is better than the Paris-Aligned Benchmark.
2. The Sub-fund invests a minimum of 5% in green, social, sustainability, and/or sustainability-linked bonds.
3. The Sub-fund does not invest in activities that are excluded on the basis of Article 12 of the EU regulation Climate Transition Benchmarks, EU Paris-aligned Benchmarks and sustainability-related disclosures for benchmarks as applicable. In addition, the Sub-fund's portfolio complies with Robeco's Exclusion Policy (<https://www.robeco.com/files/docm/docu-exclusion-policy.pdf>), that is based on exclusion criteria with regards to products and business practices that Robeco believes are detrimental to society and incompatible with sustainable investment strategies. This means that the Sub-fund has 0% exposure to excluded securities, taking into account a grace period. Information with regards to the effects of the exclusions on the Sub-fund's universe can be found at <https://www.robeco.com/files/docm/docu-exclusion-list.pdf>.
4. The Sub-fund avoids investment in companies that are in breach of the ILO standards, UNGPs, UNGC or OECD Guidelines for Multinational Enterprises. Companies that breach the international norms will be excluded from the investment universe.

What is the policy to assess good governance practices of the investee companies?

Robeco has a Good Governance policy to assess governance practices of companies. The policy describes how Robeco determines if and when a company does not follow good governance practices and is therefore excluded from the initial investment universe for Article 8 and 9 products. Robeco's Good Governance policy applies to the Sub-fund and tests on a set of governance criteria that reflect widely recognized industry established norms and include topics as employee relations, management structure, tax compliance and remuneration.

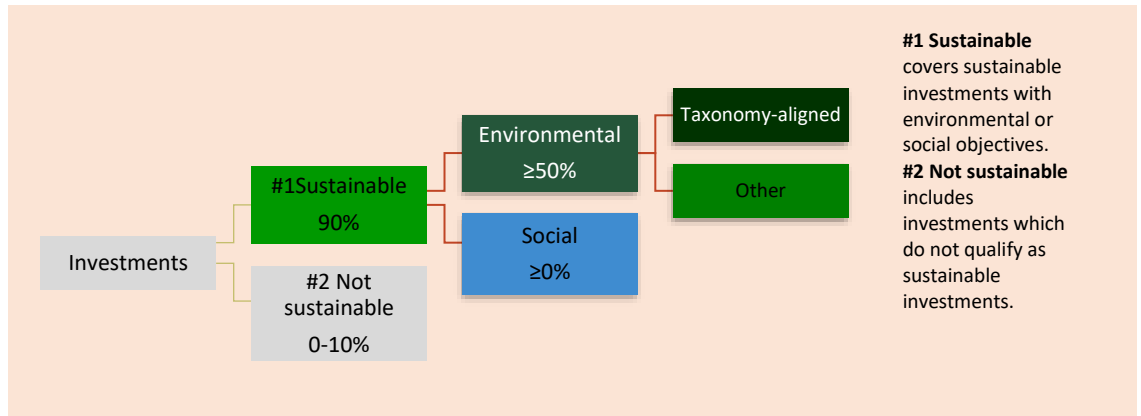
The Good Governance test consists of criteria on such topics that are examined for investee companies and further explained in Robeco's Good Governance policy <https://www.robeco.com/files/docm/docu-robeco-good-governance-policy.pdf>. Additionally, the companies that do not pass the good governance test are reflected in the exclusion list that can be accessed here - <https://www.robeco.com/files/docm/docu-exclusion-list.pdf>.

Good governance practices include sound management structures, employee relations, remuneration of staff and tax compliance.



What is the asset allocation and the minimum share of sustainable investments?

The Sub-fund plans to make a minimum of 90% sustainable investments, with a minimum portion of 50% sustainable investments with an environmental objective, measured by the by issuers that are part of the Paris-Aligned Benchmark. The investments in the category non-sustainable, estimated between 0-10%, are in cash and cash equivalents. The planned asset allocation is monitored continuously, and evaluated on a yearly basis.



Asset allocation describes the share of investments in specific assets.

Taxonomy-aligned activities are expressed as a share of:

- **turnover** reflecting the share of revenue from green activities of investee companies
- **capital expenditure** (CapEx) showing the green investments made by investee companies, e.g. for a transition to a green economy.
- **operational expenditure** (OpEx) reflecting green operational activities of investee companies.

How does the use of derivatives attain the sustainable investment objective?

The Sub-fund does not make use of derivatives to attain the sustainable objective promoted by the financial product. The Sub-fund may make use of derivatives for hedging as well as liquidity management. This includes the usage of derivatives to manage currency and duration exposures in a cost-effective manner. To that purpose exchange traded and over-the-counter derivatives linked to sovereign bonds (treasuries), interest rates, swap rates and currencies are permitted. Derivatives linked to corporate exposure are not allowed.

In case the Sub-fund uses derivatives, the underlying shall comply with the investment policy. Where relevant, minimum environmental or social safeguards are taken into account.



To what minimum extent are sustainable investments with an environmental objective aligned with the EU Taxonomy?

The Sub-fund intends to contribute to the climate change mitigation objective under the EU Taxonomy. The Sub-fund commits to a minimum share of 0% of Taxonomy-aligned activities. The Sub-fund intends to increase the minimum share of Taxonomy aligned activities for the Sub-fund once data availability in relation to the EU Taxonomy improves and stabilises.

The Sub-fund will report on Taxonomy-aligned investment in the periodic disclosures. In the future, once data-availability in relation to the EU Taxonomy will improve, Robeco might consider setting a target based on turnover or CAPEX. Robeco currently relies on third-party data in relation to the EU Taxonomy, including data in relation to companies that do not disclose on the EU Taxonomy alignment of their activities. EU Taxonomy-alignment data is not yet subject to a review by third parties. Given the current commitment, the expected level of alignment with and without sovereign bonds is the same.

To comply with the EU Taxonomy, the criteria for **fossil gas** include limitations on emissions and switching to fully renewable power or low-carbon fuels by the end of 2035. For **nuclear energy**, the criteria include comprehensive safety and waste management rules.

Enabling activities directly enable other activities to make a substantial contribution to an environmental objective.

Transitional activities are activities for which low-carbon alternatives are not yet available and among others have greenhouse gas emission levels corresponding to the best performance.

● **Does the financial product invest in fossil gas and/or nuclear energy related activities that comply with the EU Taxonomy⁸⁴?**

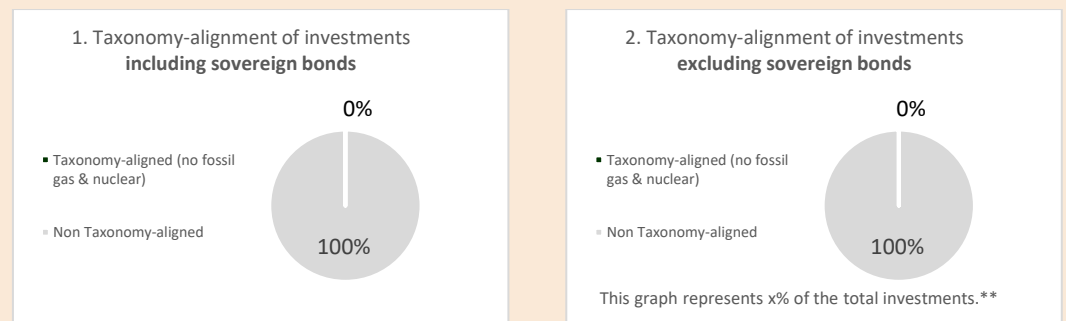
Yes:

In fossil gas

In nuclear energy

No

The two graphs below show in green the minimum percentage of investments that are aligned with the EU Taxonomy. As there is no appropriate methodology to determine the Taxonomy-alignment of sovereign bonds, the first graph shows the Taxonomy alignment in relation to all the investments of the financial product including sovereign bonds, while the second graph shows the Taxonomy alignment only in relation to the investments of the financial product other than sovereign bonds.*



* For the purpose of these graphs, 'sovereign bonds' consist of all sovereign exposures

** As the investments are not Taxonomy-aligned, the exclusion of sovereign bonds has no impact on the graph and therefore no such percentage is shown here.

● **What is the minimum share of investments in transitional and enabling activities?**


0%.



● **What is the minimum share of sustainable investments with an environmental objective that are not aligned with the EU Taxonomy?**

The Sub-fund makes sustainable investments with environmental objectives that do not qualify as Taxonomy-aligned. The Sub-fund commit to a minimum share of sustainable investments of 50% with an environmental objective because the Sub-fund's investment strategy does have a specific environmental investment objective. The environmental objectives of the Sub-fund are attained by investing in companies with a low carbon footprint, in line with a low carbon scenario. However, some of these companies with a low carbon footprint may not be exposed to activities that are eligible under the EU Taxonomy. The sum of socially sustainable investments and sustainable investments with an environmental objective will always add up to the Sub-fund's minimum proportion of 90% sustainable investments.

⁸⁴ Fossil gas and/or nuclear related activities will only comply with the EU Taxonomy where they contribute to limiting climate change ("climate change mitigation") and do not significantly harm any EU Taxonomy objective - see explanatory note in the left hand margin. The full criteria for fossil gas and nuclear energy economic activities that comply with the EU Taxonomy are laid down in Commission Delegated Regulation (EU) 2022/1214.

 are sustainable investments with an environmental objective that **do not take into account the criteria** for environmentally sustainable economic activities under the EU Taxonomy.



What is the minimum share of sustainable investments with a social objective?

Social, sustainability or sustainability-linked bonds may invest (part of) their use of proceeds in economic activities that contribute to a social objective. In addition, it could be possible that some companies contribute to social objectives either by being a part of the Paris-Aligned Benchmark or having a positive score via Robeco's SDG Framework.

While the sum of socially sustainable investments and sustainable investments with an environmental objective always adds up to the Sub-fund's minimum proportion of 90% sustainable investments, we do not commit to a minimum share of socially sustainable investments because the Sub-fund's investment strategy does not have a specific socially sustainable investment objective. Therefore, the minimum share of socially sustainable investments is 0%.



What investments are included under "#2 Not sustainable", what is their purpose and are there any minimum environmental or social safeguards?

The type of instruments included under "#2 Not Sustainable" and their purpose are outlined in Annex I of this Prospectus under the header 'Financial instruments and investment restrictions'. They include cash, cash equivalents, as well as investment funds and eligible asset classes (other than bonds and equities) that do not specifically promote E/S characteristics. As indicated above, the Sub-fund does not make use of derivatives to attain its sustainable objective. The Sub-fund may make use of derivatives for hedging and liquidity management. This includes the usage of derivatives to manage the duration around the benchmark duration and currency exposures in a cost-effective manner. For the management of currency exposure FX Forwards are allowed. Furthermore exchange traded and over-the-counter derivatives linked to sovereign bonds (treasuries), interest rates, swap rates and currencies are permitted. In case the Sub-fund uses derivatives, the underlying shall comply with the investment policy and the exposure through the use of derivatives must fit the investment universe of the Sub-fund. Where relevant, minimum environmental or social safeguards are taken into account by monitoring and applying Robeco's Exclusion Policy for the use of derivatives linked to sovereigns. Additionally, derivatives linked to corporate exposure are not allowed.



Is a specific index designated as a reference benchmark to meet the sustainable investment objective?

Yes, the Sub-fund follows the Solactive Paris Aligned Global Corporate Index as a reference index to meet the carbon footprint reduction objective of the Sub-fund and thereby keeping the maximum global temperature rise well-below 2°C.

Reference benchmarks are indexes to measure whether the financial product attains the sustainable investment objective.

● ***How does the reference benchmark take into account sustainability factors in a way that is continuously aligned with the sustainable investment objective?***

The reference index is aligned with the carbon reduction objective of the Sub-fund by applying a methodology with clearly defined rules for evaluating securities on their carbon footprint.

The methodology of the reference index is designed in accordance with the requirements of point (d) of Article 13 (1) of the Benchmark Regulation and of the Commission Delegated Regulation (EU) 2020/1817. This means that amongst others, the reference index complies with those criteria set out

in Article 12 of the EU Climate Transition Benchmarks, EU Paris-aligned Benchmarks and sustainability-related disclosures for benchmarks.

The Sub-fund also applies the aforementioned exclusion criteria, and the Sub-fund's weighted carbon footprint score is always equal to or better than the Solactive Paris Aligned Global Corporate Index.

● ***How is the alignment of the investment strategy with the methodology of the index ensured on a continuous basis?***

The methodology of the reference index follows rebalancing rules on a monthly basis which ensures alignment with the investment strategy and objective of the Sub-fund. The data used is sourced externally from Institutional Shareholder Services Inc.

The Sub-fund follows a rebalancing strategy which ensures that the carbon footprint of the Sub-fund is better than that of the reference index. This in turn ensures that the investment strategy of the Sub-fund aligns with the methodology of the reference index. The methodology of the reference index takes into account a decarbonization trajectory of at least 7% GHG intensity per annum along with specific sector or activity exclusions and including involvement in controversial weapons.

● ***How does the designated index differ from a relevant broad market index?***

The benchmark differs from a broad general market index in that the latter does not take into account in its methodology any criteria for alignment with the Paris Agreement on greenhouse gas emission reduction and related exclusions.

● ***Where can the methodology used for the calculation of the designated index be found?***

The index methodology can be found on the relevant webpages by the index provider: <https://www.solactive.com/indices/>



Where can I find more product specific information online?

More product-specific information can be found on the website:

<https://www.robeco.com/en-int/products/funds>

- Robeco's PAI Statement can be accessed via the following link:
<https://www.robeco.com/files/docm/docu-principal-adverse-impact-statement-summary-entity-level.pdf>
- Robeco's Good Governance test can be accessed via the following link:
<https://www.robeco.com/files/docm/docu-robeco-good-governance-policy.pdf>
- Robeco's SDG framework:
<https://www.robeco.com/docm/docu-robeco-explanation-sdg-framework.pdf>
- Robeco's sustainability risk policy:
<https://www.robeco.com/files/docm/docu-robeco-sustainability-risk-policy.pdf>

m) Robeco Climate Global Bonds

Pre-contractual disclosure for the financial products referred to in Article 8, paragraphs 1, 2 and 2a, of Regulation (EU) 2019/2088 and Article 6, first paragraph, of Regulation (EU) 2020/852

Product name: Robeco Climate Global Bonds

Legal entity identifier: 213800QNYW5DK72HBO97

Environmental and/or social characteristics

Does this financial product have a sustainable investment objective?

Yes

No

It will make a minimum of **sustainable investments with an environmental objective:** ___%

- in economic activities that qualify as environmentally sustainable under the EU Taxonomy
- in economic activities that do not qualify as environmentally sustainable under the EU Taxonomy

It will make a minimum of **sustainable investments with a social objective:** ___%

It promotes **Environmental/Social (E/S) characteristics** and while it does not have as its objective a sustainable investment, it will have a minimum proportion of 2.5% of sustainable investments

- with an environmental objective in economic activities that qualify as environmentally sustainable under the EU Taxonomy
- with an environmental objective in economic activities that do not qualify as environmentally sustainable under the EU Taxonomy
- with a social objective

It promotes E/S characteristics, but **will not make any sustainable investments**

Sustainable investment means an investment in an economic activity that contributes to an environmental or social objective, provided that the investment does not significantly harm any environmental or social objective and that the investee companies follow good governance practices.

The **EU Taxonomy** is a classification system laid down in Regulation (EU) 2020/852, establishing a list of **environmentally sustainable economic activities**. That Regulation does not include a list of socially sustainable economic activities. Sustainable investments with an environmental objective might be aligned with the Taxonomy or not.



What environmental and/or social characteristics are promoted by this financial product?

The Sub-fund has the following E/S characteristics:

Sustainability indicators measure how the environmental or social characteristics promoted by the financial product are attained.

1. The Sub-fund aims to contribute to the United Nations Sustainable Development Goals by investing in green, social, sustainability and/or sustainability-linked bonds that are used to finance environmental and social projects.

The Sub-fund has the following E/S characteristics as promoted by the Sub-fund for the corporate bonds:

1. The Sub-fund aims to reduce the carbon footprint of the portfolio and thereby contribute towards the goals of the Paris Agreement to keep the maximum global temperature rise well-below 2°C.
2. The Sub-fund promotes certain minimum environmental and social safeguards through applying exclusion criteria with regards to products and business practices that Robeco believes are detrimental to society and incompatible with sustainable investment strategies, such as exposure to controversial behaviour, controversial weapons, and fossil fuels.
3. The Sub-fund promotes adherence to and conducting business activities in accordance with the United Nations Universal Declaration of Human Rights, the International Labor Organization's (ILO) labor standards, the United Nations Guiding Principles for Business and Human Rights (UNGPs), the United Nations Global Compact (UNGC) and the OECD Guidelines for Multinational Enterprises.

The Sub-fund has the following E/S characteristics as promoted by the Sub-fund for government bonds:

1. The Sub-fund aims to reduce the carbon footprint of the portfolio and thereby contribute towards the goals of the Paris Agreement to keep the maximum global temperature rise well-below 2°C.
2. The Sub-fund promotes certain minimum environmental and social safeguards through applying exclusion criteria with regards to products and business practices that Robeco believes are detrimental to society and incompatible with sustainable investment strategies, such as exposure to controversial behaviour, controversial weapons, and fossil fuels.

The sustainable investments made by the Sub-fund will contribute partly to the environmental objective of Climate Mitigation under the Taxonomy regulation. The Sub-fund follows the Solactive Paris Aware Global Aggregate Index as a reference index to meet the carbon footprint reduction objective of the Sub-fund.

● ***What sustainability indicators are used to measure the attainment of each of the environmental or social characteristics promoted by this financial product?***

1. The % of the Sub-fund invested in green, social, sustainability and/or sustainability-linked bonds.

The Sub-fund has the following sustainability indicators to measure the attainment of environmental or social characteristics promoted by the Sub-fund for the corporate bonds:

1. The Sub-fund's weighted carbon footprint compared to the Solactive Paris Aware Global Aggregate Index.
2. The % of investments in securities that are on Robeco's Exclusion list as result of the application of Robeco's Exclusion Policy.
3. The number of companies that are in violation of the UNGPs or OECD Guidelines for Multinational Enterprises.

The Sub-fund has the following sustainability indicators to measure the attainment of environmental or social characteristics promoted by the Sub-fund for government bonds:

1. The Sub-fund's weighted carbon emissions per capita compared to the Solactive Paris Aware Global Aggregate Index.
2. The % of investments in securities that are on Robeco's Exclusion list as result of the application of Robeco's Exclusion Policy.

● ***What are the objectives of the sustainable investments that the financial product partially intends to make and how does the sustainable investment contribute to such objectives?***

The sustainable investments of the Sub-fund contribute to the sustainable investment objective of keeping the maximum global temperature rise below 2°C by reducing the carbon footprint of its portfolio.

The sustainable investments contribute partly to the environmental objective of Climate Mitigation under the EU Taxonomy regulation.

● ***How do the sustainable investments that the financial product partially intends to make, not cause significant harm to any environmental or social sustainable investment objective?***

The sustainable investments do no significant harm to any environmental or social sustainable investment objective by considering a principal adverse impact and aligning with the OECD Guidelines for Multinational Enterprises and the UN Guiding Principles on Business and Human Rights. In addition, sustainable investments made through the Paris-Aligned Benchmark follow eligibility requirements as per Article 12 of the EU regulation EU Paris-aligned Benchmarks and sustainability-related disclosures for benchmarks and follows Robeco's Exclusion policy. For corporate investments, in accordance with Robeco's SDG framework, any off benchmark investments are only considered by the Sub-fund when they have a positive contribution to the UN SDGs and therefore not cause significant harm to any environmental or social sustainable investment objective.

How have the indicators for adverse impacts on sustainability factors been taken into account?

All sustainable investments in corporates are constituents of the Solactive Paris Aware Global Aggregate Index, or follow the benchmark methodology. The benchmark methodology directly assesses the following PAI indicators:

- Table 1, PAI 2 (Carbon Footprint)
- Table 1, PAI 4 (Exposure to companies in the fossil fuel sector)
- Table 1, PAI 10 (Violations of the UN Global Compact principles and Organisation for Economic Cooperation and Development (OECD) Guidelines for Multinational Enterprises)
- Table 1, PAI 14 (Exposure to controversial weapons)

Post-investment, the Sub-fund assesses the performance on all mandatory PAI indicators on a regular basis. More information on how this is done is explained in question B.1.

A detailed description of the incorporation of principal adverse impact is available via Robeco's Principal Adverse Impact Statement published on the Robeco website (<https://www.robeco.com/files/docm/docu-principal-adverse-impact-statement-summary-entity-level.pdf>).

How are the sustainable investments aligned with the OECD Guidelines for Multinational Enterprises and the UN Guiding Principles on Business and Human Rights? Details:

The sustainable investments in corporates are aligned with the OECD Guidelines for Multinational Enterprises and the UN Guiding Principles on Business and Human Rights via Robeco's Exclusion Policy. Robeco's Exclusion Policy includes an explanation of how Robeco acts in accordance with the International Labor Organization (ILO) standards, United Nations Guiding Principles (UNGPs), United Nations Global Compact (UNGC) Principles and the Organization for Economic Co-operation and Development (OECD) Guidelines for Multinational Enterprises and is guided by these international treaties to assess the behavior of companies. Robeco continuously screens its investments for breaches

of these principles. In case of a breach, the company will be excluded or engaged with, and is not considered a sustainable investment.

The EU Taxonomy sets out a "do not significant harm" principle by which Taxonomy-aligned investments should not significantly harm EU Taxonomy objectives and is accompanied by specific EU criteria.

The "do no significant harm" principle applies only to those investments underlying the financial product that take into account the EU criteria for environmentally sustainable economic activities. The investments underlying the remaining portion of this financial product do not take into account the EU criteria for environmentally sustainable economic activities.

Any other sustainable investments must also not significantly harm any environmental or social objectives.



Does this financial product consider principal adverse impacts on sustainability factors?

Yes, _____

The Sub-fund considers principal adverse impacts on sustainability factors as referred to in Annex I of the SFDR Delegated Act.

Pre-investment, for corporates the following principal adverse impacts on sustainability factors are considered.

- o Via the applied normative and activity-based exclusions, the following PAIs are considered:
 - Exposure to companies active in the fossil fuel sector (PAI 4, Table 1)
 - Violations of the UN Global Compact Principles and Organisation for Economic Cooperation and Development (OECD) Guidelines for Multinational Enterprises (PAI 10, Table 1)
 - Activities negatively affecting biodiversity-sensitive areas (PAI 7, Table 1). The consideration of this PAI is currently restricted to applying exclusions to palm oil producing companies and for any breaches to the UNGC, UNGP and OECD Guidelines for Multinational Enterprises in relation to biodiversity.
 - Exposure to controversial weapons (anti-personnel mines, cluster munitions, chemical weapons (PAI 14, Table 1)

Via the carbon footprint performance target of the Sub-fund, the PAI on Carbon footprint (PAI 2, Table 1) is considered via the Paris-Aligned Benchmark.

Post-investment, the following principal adverse impacts on sustainability factors are taken into account via Robeco's entity engagement program:

- All indicators related to Climate and other environment-related indicators (PAI 1-9, Table 1)
- Violations of the UN Global Compact Principles and Organisation for Economic Cooperation and Development (OECD) Guidelines for Multinational Enterprises (PAI 10, Table 1)
- Activities negatively affecting biodiversity sensitive areas (PAI 7, Table 1). The consideration of this PAI is currently restricted to applying exclusions to palm oil producing companies and for any breaches to the UNGC, UNGP and OECD Guidelines for Multinational Enterprises in relation to biodiversity.

Principal adverse impacts are the most significant negative impacts of investment decisions on sustainability factors relating to environmental, social and employee matters, respect for human rights, anti-corruption and anti-bribery matters.

- In addition, based on a yearly review of Robeco's performance on all mandatory and selected voluntary indicators, holdings of the Sub-fund that cause adverse impact might be selected for engagement.

More information is available via Robeco's Principal Adverse Impact Statement, published on Robeco's website. The Sub-fund will periodically report how it has considered the principal adverse impacts of its investments in the Company's annual report, which will be made available each year on or before 30 April at the Sub-fund page highlighted in final section of this document.

No



What investment strategy does this financial product follow?

Robeco Climate Global bonds is an actively managed fund that invests in bonds globally. The selection of these bonds is based on fundamental analysis as described in the Investment policy strategy paragraph in Appendix I of this Prospectus. The strategy integrates sustainability indicators on a continuous basis as part of the bond selection process. Amongst others, the Sub-fund applies norms-based and activity-based exclusions, Robeco's good governance policy, Robeco's SDG framework and considers Principal Adverse Impacts in the investment process. More product-specific information can be found on our website and the links provided in the final question of this disclosure.

The investment strategy guides investment decisions based on factors such as investment objectives and risk tolerance.

What are the binding elements of the investment strategy used to select the investments to attain each of the environmental or social characteristics promoted by this financial product?

1. The Sub-fund invests a minimum of 2.5% in green, social, sustainability, and/or sustainability-linked bonds

The Sub-fund has the following binding elements to attain the environmental or social characteristics promoted by the corporate bonds:

1. The Sub-fund's weighted carbon footprint score is equal to or better than the Solactive Paris Aware Global Aggregate Index.
2. The Sub-fund does not invest in activities that are excluded on the basis of Article 12 of the EU regulation Climate Transition Benchmarks, EU Paris-aligned Benchmarks and sustainability-related disclosures for benchmarks as applicable. In addition, the Sub-fund's portfolio complies with Robeco's Exclusion Policy (<https://www.robeco.com/files/docm/docu-exclusion-policy.pdf>), that is based on exclusion criteria with regards to products and business practices that Robeco believes are detrimental to society and incompatible with sustainable investment strategies. This means that the Sub-fund has 0% exposure to excluded securities, taking into account a grace period. Information with regards to the effects of the exclusions on the Sub-fund's universe can be found at <https://www.robeco.com/files/docm/docu-exclusion-list.pdf>.
3. The Sub-fund avoids investment in companies that are in breach of the ILO standards, UNGPs, UNGC or OECD Guidelines for Multinational Enterprises. Companies that breach these international norms will be excluded from the investment universe.

The Sub-fund has the following binding elements to attain the sustainable investment objective for government bonds:

1. The Sub-fund's weighted carbon emissions per capita is equal to or better than that of the Solactive Paris Aware Global Aggregate Index.

2. The Sub-fund does not invest in activities that are excluded on the basis of Article 12 of the EU regulation Climate Transition Benchmarks, EU Paris-aligned Benchmarks and sustainability-related disclosures for benchmarks as applicable. In addition, the Sub-fund's portfolio complies with Robeco's Exclusion Policy (<https://www.robeco.com/files/docm/docu-exclusion-policy.pdf>), that is based on exclusion criteria with regards to products and business practices that Robeco believes are detrimental to society and incompatible with sustainable investment strategies. This means that the Sub-fund has 0% exposure to excluded securities, taking into account a grace period. Information with regards to the effects of the exclusions on the Sub-fund's universe can be found at <https://www.robeco.com/files/docm/docu-exclusion-list.pdf>.

● **What is the committed minimum rate to reduce the scope of the investments considered prior to the application of that investment strategy?**

The Sub-fund does not commit to a minimum rate to reduce the scope of investments prior to the application of the investment strategy.

● **What is the policy to assess good governance practices of the investee companies?**

Robeco has a Good Governance policy to assess governance practices of companies. The policy describes how Robeco determines if and when a company does not follow good governance practices and is therefore excluded from the initial investment universe for Article 8 and 9 products. Robeco's Good Governance policy applies to the Sub-fund and tests on a set of governance criteria that reflect widely recognized industry established norms and include topics as employee relations, management structure, tax compliance and remuneration.

The Good Governance test consists of criteria on such topics that are examined for investee companies and further explained in Robeco's Good Governance policy <https://www.robeco.com/files/docm/docu-robeco-good-governance-policy.pdf>. Additionally, the companies that do not pass the good governance test are reflected in the exclusion list that can be accessed here - <https://www.robeco.com/files/docm/docu-exclusion-list.pdf>.

What is the asset allocation planned for this financial product?

The Sub-fund plans to make a minimum of 2.5% sustainable investments, measured by the proportion of the green, social, sustainability, and/or sustainability-linked bonds. The investments in the category non-sustainable, estimated between 0-10%, are mostly in cash, cash equivalents and derivatives as further described below. The planned asset allocation is monitored continuously, and evaluated on a yearly basis.

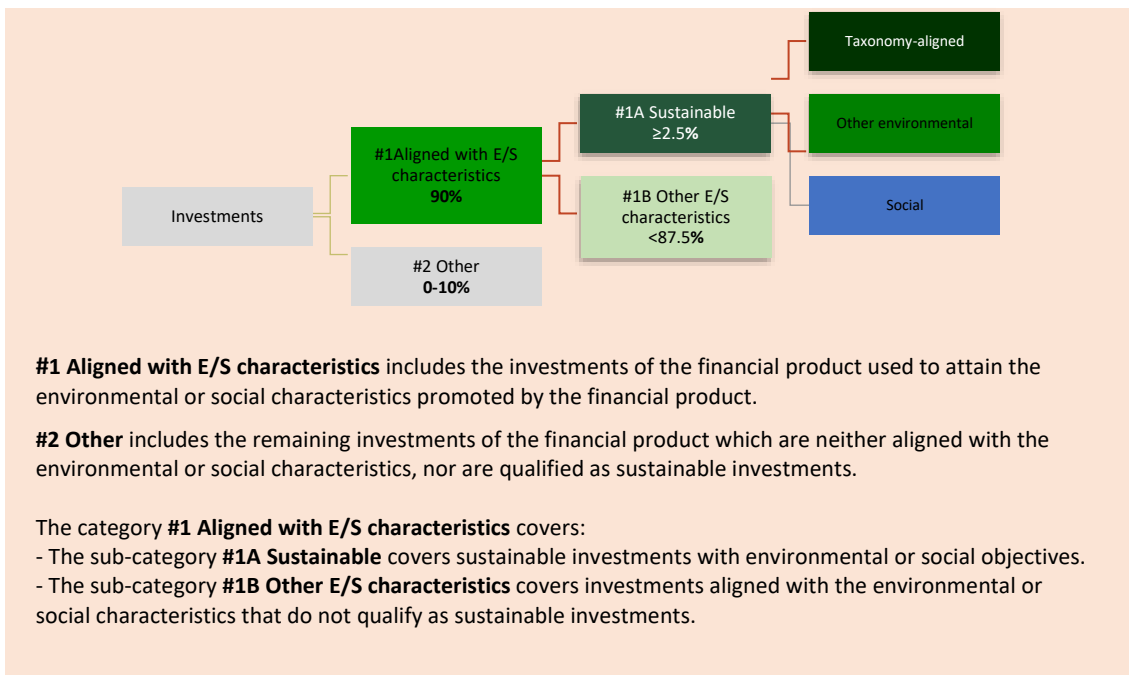
Good governance practices include sound management structures, employee relations, remuneration of staff and tax compliance.



Asset allocation describes the share of investments in specific assets.

Taxonomy-aligned activities are expressed as a share of:

- **turnover** reflecting the share of revenue from green activities of investee companies
- **capital expenditure** (CapEx) showing the green investments made by investee companies, e.g. for a transition to a green economy.
- **operational expenditure** (OpEx) reflecting green operational activities of investee companies.



#1 Aligned with E/S characteristics includes the investments of the financial product used to attain the environmental or social characteristics promoted by the financial product.

#2 Other includes the remaining investments of the financial product which are neither aligned with the environmental or social characteristics, nor are qualified as sustainable investments.

The category **#1 Aligned with E/S characteristics** covers:

- The sub-category **#1A Sustainable** covers sustainable investments with environmental or social objectives.
- The sub-category **#1B Other E/S characteristics** covers investments aligned with the environmental or social characteristics that do not qualify as sustainable investments.

How does the use of derivatives attain the environmental or social characteristics promoted by the financial product?

The Sub-fund does not make use of derivatives to attain the environmental or social characteristics promoted by the financial product. The Sub-fund may make use of derivatives for hedging, liquidity management and efficient portfolio management as well as investment purposes in the global fixed income, money market, interest rates and currency markets. As and when the Sub-fund uses derivatives, the underlying shall comply with the investment policy of the Sub-fund. Where relevant, minimum environmental or social safeguards are taken into account as described below.



To what minimum extent are sustainable investments with an environmental objective aligned with the EU Taxonomy?


The Sub-fund intends to contribute to the climate change mitigation objective under the EU Taxonomy. The Sub-fund commits to a minimum share of 0% of Taxonomy-aligned activities. The Sub-fund intends to increase the minimum share of Taxonomy aligned activities for the Sub-fund once data availability in relation to the EU Taxonomy improves and stabilises.

The Sub-fund will report on Taxonomy-aligned investment in the periodic disclosures. In the future, once data-availability in relation to the EU Taxonomy will improve, Robeco might consider setting a target based on turnover or CAPEX. Robeco currently relies on third-party data in relation to the EU Taxonomy, including data in relation to companies that do not disclose on the EU Taxonomy alignment of their activities. EU Taxonomy-alignment data is not yet subject to a review by third parties. Given the current commitment, the expected level of alignment with and without sovereign bonds is the same.

To comply with the EU Taxonomy, the criteria for **fossil gas** include limitations on emissions and switching to renewable power or low-carbon fuels by the end of 2035. For **nuclear energy**, the criteria include comprehensive safety and waste management rules.

Enabling activities directly enable other activities to make a substantial contribution to an environmental objective.

Transitional activities are activities for which low-carbon alternatives are not yet available and among others have greenhouse gas emission levels corresponding to the best performance.

 are sustainable investments with an

● **Does the financial product invest in fossil gas and/or nuclear energy related activities that comply with the EU Taxonomy⁸⁵?**

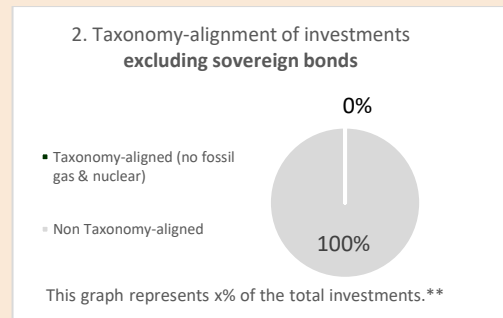
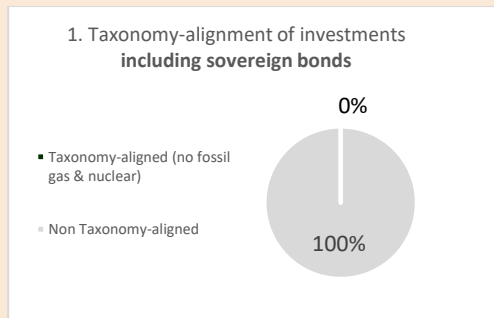
Yes

In fossil gas

In nuclear energy

No

The two graphs below show in green the minimum percentage of investments that are aligned with the EU Taxonomy. As there is no appropriate methodology to determine the Taxonomy-alignment of sovereign bonds, the first graph shows the Taxonomy alignment in relation to all the investments of the financial product including sovereign bonds, while the second graph shows the Taxonomy alignment only in relation to the investments of the financial product other than sovereign bonds.*



* For the purpose of these graphs, 'sovereign bonds' consist of all sovereign exposures

** As the investments are not Taxonomy-aligned, the exclusion of sovereign bonds has no impact on the graph and therefore no such percentage is shown here.

● **What is the minimum share of investments in transitional and enabling activities?**

0%.



What is the minimum share of sustainable investments with an environmental objective that are not aligned with the EU Taxonomy?

Green bonds may invest (part of) their use of proceeds in economic activities that do not qualify as environmentally sustainable under the EU Taxonomy, however the Sub-fund does not intend to set a minimum target.

While the sum of sustainable investments with an environmental objective and socially sustainable investments always adds up to the Sub-fund's minimum proportion of 2.5% sustainable investments, we do not commit to a minimum share of sustainable investments with an environmental objective because the Sub-fund's investment strategy does not have a specific environmental investment objective. Therefore, the minimum share of sustainable investments with an environmental objective is 0%.

⁸⁵ Fossil gas and/or nuclear related activities will only comply with the EU Taxonomy where they contribute to limiting climate change ("climate change mitigation") and do not significantly harm any EU Taxonomy objective - see explanatory note in the left hand margin. The full criteria for fossil gas and nuclear energy economic activities that comply with the EU Taxonomy are laid down in Commission Delegated Regulation (EU) 2022/1214.

environmental objective that **do not take into account the criteria for environmentally sustainable economic activities under the EU Taxonomy.**



What is the minimum share of socially sustainable investments?

Social, sustainability or sustainability-linked bonds may invest (part of) their use of proceeds in economic activities that contribute to a social objective, however the Sub-fund does not intend to set a minimum target. While the sum of socially sustainable investments and sustainable investments with an environmental objective always adds up to the Sub-fund's minimum proportion of sustainable investments, we do not commit to a minimum share of socially sustainable investments because the Sub-fund's investment strategy does not have a specific socially sustainable investment objective. Therefore, the minimum share of socially sustainable investments is 0%.



What investments are included under "#2 Other", what is their purpose and are there any minimum environmental or social safeguards?

The type of instruments included under "#2 Other" and their purpose are outlined in Annex I of this Prospectus under the header 'Financial instruments and investment restrictions'. They include cash, cash equivalents, as well as investment funds and eligible asset classes (other than bonds and equities) that do not specifically promote E/S characteristics. As indicated above, the Sub-fund does not make use of derivatives to attain the environmental or social characteristics promoted. The Sub-fund may make use of derivatives, which thus always fall under the category "#2 Other", for hedging, liquidity management and efficient portfolio management as well as investment purposes. Exchange traded and over-the-counter derivatives are permitted, including but not limited to futures, swaps, options and currency forwards. In case the Sub-fund uses derivatives, the underlying shall comply with the investment policy. Where relevant, minimum environmental or social safeguards are taken into account, by, for example, applying Robeco's Exclusion Policy for any single security derivative.



Is a specific index designated as a reference benchmark to determine whether this financial product is aligned with the environmental and/or social characteristics that it promotes?

The Sub-fund follows the Solactive Paris Aware Global Aggregate Index as a reference index to meet the carbon footprint reduction objective of the Sub-fund and thereby keeping the maximum global temperature rise below 2°C.

Reference benchmarks are indexes to measure whether the financial product attains the environmental or social characteristics that they promote.

How is the reference benchmark continuously aligned with each of the environmental or social characteristics promoted by the financial product?

The reference index is aligned with the carbon reduction objective of the Sub-fund by applying a methodology with clearly defined rules for evaluating securities on their carbon footprint. The methodology of the reference index is designed in accordance with the requirements of point (d) of Article 13 (1) of the Benchmark Regulation and of the Commission Delegated Regulation (EU) 2020/1817. This means that amongst others for the corporate bond part, the reference index is aligned with those criteria set out in Article 12 of the EU Climate Transition Benchmarks, EU Paris-aligned Benchmarks and sustainability-related disclosures for benchmarks. The Sub-fund also applies the aforementioned exclusion criteria, and the Sub-fund's overall weighted carbon footprint score in each of the government part and the corporate part is always equal to or better than the respective part of the Solactive Paris Aware Global Aggregate Index.

● **How is the alignment of the investment strategy with the methodology of the index ensured on a continuous basis?**

The methodology of the reference index follows rebalancing rules on a monthly basis for index eligibility and rebalances on a six month basis for decarbonization, which ensures alignment with the investment strategy and objective of the Sub-fund. The index uses data sourced from Institutional Shareholder Services Inc for corporate issuers and from the Emissions Database for Global Atmospheric Research (EDGAR) for sovereign issuers.

The Sub-fund follows a rebalancing strategy which ensures that the carbon footprint of the Sub-fund is better than that of the reference index. This in turn ensures that the investment strategy of the Sub-fund aligns with the methodology of the reference index. The methodology of the reference index takes into account a decarbonization trajectory of at least 7% GHG intensity per annum along with specific sector or activity exclusions and including involvement in controversial weapons.

● **How does the designated index differ from a relevant broad market index?**

The benchmark differs from a broad general market index in that the latter does not take into account in its methodology any criteria for alignment with the Paris Agreement on decarbonization and on greenhouse gas emission reduction and related exclusions.

● **Where can the methodology used for the calculation of the designated index be found?**

The index methodology can be found on the relevant webpages by the index provider: <https://www.solactive.com/indices/>



Where can I find more product specific information online?

More product-specific information can be found on the website:

<https://www.robeco.com/en-int/products/funds>

- Robeco's PAI Statement can be accessed via the following link: <https://www.robeco.com/files/docm/docu-principal-adverse-impact-statement-summary-entity-level.pdf>
- Robeco's Good Governance test can be accessed via the following link: <https://www.robeco.com/files/docm/docu-robeco-good-governance-policy.pdf>
- Robeco's SDG framework: <https://www.robeco.com/docm/docu-robeco-explanation-sdg-framework.pdf>
- Robeco's sustainability risk policy: <https://www.robeco.com/files/docm/docu-robeco-sustainability-risk-policy.pdf>

n) Robeco QI Global SDG & Climate Multi-Factor Credits

Pre-contractual disclosure for the financial products referred to in Article 9, paragraphs 1 to 4a, of Regulation (EU) 2019/2088 and Article 5, first paragraph, of Regulation (EU) 2020/852

Product name: Robeco QI Global SDG & Climate Multi-Factor Credits

Legal entity identifier: 21380ORF9TE5E4ZIIN66

Sustainable investment objective

Does this financial product have a sustainable investment objective?

Yes **No**

| | |
|--|--|
| <p><input checked="" type="checkbox"/> It will make a minimum of sustainable investments with an environmental objective: 50%</p> <ul style="list-style-type: none"> <input type="checkbox"/> in economic activities that qualify as environmentally sustainable under the EU Taxonomy <input checked="" type="checkbox"/> in economic activities that do not qualify as environmentally sustainable under the EU Taxonomy <p><input checked="" type="checkbox"/> It will make a minimum of sustainable investments with a social objective: 10%</p> | <p><input type="checkbox"/> It promotes Environmental/Social (E/S) characteristics and while it does not have as its objective a sustainable investment, it will have a minimum proportion of ___% of sustainable investments</p> <ul style="list-style-type: none"> <input type="checkbox"/> with an environmental objective in economic activities that qualify as environmentally sustainable under the EU Taxonomy <input type="checkbox"/> with an environmental objective in economic activities that do not qualify as environmentally sustainable under the EU Taxonomy <input type="checkbox"/> with a social objective <p><input type="checkbox"/> It promotes E/S characteristics, but will not make any sustainable investments</p> |
|--|--|

Sustainable investment means an investment in an economic activity that contributes to an environmental or social objective, provided that the investment does not significantly harm any environmental or social objective and that the investee companies follow good governance practices.

The **EU Taxonomy** is a classification system laid down in Regulation (EU) 2020/852, establishing a list of **environmentally sustainable economic activities**. That Regulation does not include a list of socially sustainable economic activities. Sustainable investments with an environmental objective might be aligned with the Taxonomy or not.



What is the sustainable investment objective of this financial product?

The Sub-fund advances the United Nation's Sustainable Development Goals (SDGs) and the Sub-fund aims to reduce the carbon footprint of the portfolio and thereby contribute towards the goals of the Paris Agreement to keep the maximum global temperature rise well-below 2°C

Sustainability indicators measure how the sustainable objectives of this financial product are attained.

The Sub-fund has a carbon-reduction objective and uses the Solactive Paris Aligned Global Corporate Index to monitor the carbon profile of the Sub-fund.

A part of the investments made by the Sub-fund contribute to the environmental objective of Climate Mitigation under the EU Taxonomy regulation.

● ***What sustainability indicators are used to measure the attainment of the sustainable investment objective of this financial product?***

The Sub-fund has the following sustainability indicators:

1. The Sub-fund's weighted carbon footprint score compared to the Paris-Aligned Benchmark.
2. The Sub-fund's weighted environmental footprint score compared to the Paris-Aligned Benchmark.
3. The % of investments in securities that are on Robeco's Exclusion list as result of the application of Robeco's Exclusion Policy.
4. The % of holdings that are in violation of the ILO standards, UNGPs, UNGC or OECD Guidelines for Multinational Enterprises.
5. The proportion of companies that hold a negative SDG score (-3, -2 or -1) based on the internally developed SDG Framework.
6. The Sub-fund's weighted average ESG score compared to the Paris-Aligned Benchmark.
7. The Sub-fund's weight in companies with a positive SDG score (1,2,3) compared to the general market index weight in companies with a positive SDG score (1,2,3).

● ***How do sustainable investments not cause significant harm to any environmental or social sustainable investment objective?***

The sustainable investments do no significant harm to any environmental or social sustainable investment objective by considering a principal adverse impact and aligning with the OECD Guidelines for Multinational Enterprises and the UN Guiding Principles on Business and Human Rights. In addition, sustainable investments made through the Paris-Aligned Benchmark follow eligibility requirements as per Article 12 of the EU regulation EU Paris-aligned Benchmarks and sustainability-related disclosures for benchmarks and follows Robeco's Exclusion policy. In accordance with Robeco's SDG framework, any off benchmark investments are only considered by the Sub-fund when they have a positive contribution to the UN SDGs and therefore not cause significant harm to any environmental or social sustainable investment objective.

How have the indicators for adverse impacts on sustainability factors been taken into account?

Sustainable investments can be constituents of Paris-Aligned Benchmark. The benchmark methodology directly assesses the following PAI indicators:

- Table 1, PAI 2 (Carbon Footprint)
- Table 1, PAI 4 (Exposure to companies in the fossil fuel sector)
- Table 1, PAI 10 (Violations of the UN Global Compact principles and Organisation for Economic Cooperation and Development (OECD) Guidelines for Multinational Enterprises)
- Table 1, PAI 14 (Exposure to controversial weapons)

Post-investment, the Sub-fund assesses the performance on all mandatory PAI indicators on a regular basis.

Sustainable investments that are not constituents of Paris-Aligned Benchmark, should all have a positive score on Robeco's SDG Framework. Robeco's SDG Framework assesses the contribution of companies to the Sustainable Development Goals (SDGs). Many PAI indicators are either directly or indirectly included in the SDG Framework to determine whether a company has significant impacts on

the SDGs related to the PAI indicators. A detailed description of the incorporation of principal adverse impacts is available via Robeco's Principal Adverse Impact Statement published on the Robeco website (<https://www.robeco.com/files/docm/docu-principal-adverse-impact-statement-summary-entity-level.pdf>).

How are the sustainable investments aligned with the OECD Guidelines for Multinational Enterprises and the UN Guiding Principles on Business and Human Rights?

The sustainable investments are aligned with the OECD Guidelines for Multinational Enterprises and the UN Guiding Principles on Business and Human Rights via Robeco's Exclusion Policy, Robeco's SDG Framework, and the methodology of the benchmark provider.



Does this financial product consider principal adverse impacts on sustainability factors?

Yes, _____

The Sub-fund considers principal adverse impacts on sustainability factors as referred to in Annex I of the SFDR Delegated Act.

Pre-investment, the following principal adverse impacts on sustainability factors are considered:

- Via the applied normative and activity-based exclusions, the following PAIs are considered:
 - Exposure to companies active in the fossil fuel sector (PAI 4, Table 1)
 - Violations of the UN Global Compact Principles and Organisation for Economic Cooperation and Development (OECD) Guidelines for Multinational Enterprises (PAI 10, Table 1)
 - Activities negatively affecting biodiversity-sensitive areas (PAI 7, Table 1). The consideration of this PAI is currently restricted to applying exclusions to palm oil producing companies and for any breaches to the UNGC, UNGP and OECD Guidelines for Multinational Enterprises in relation to biodiversity.
 - Exposure to controversial weapons (anti-personnel mines, cluster munitions, chemical weapons (PAI 14, Table 1)
- Via the environmental footprint performance targets of the Sub-fund, the following PAIs are considered:
 - Carbon footprint (PAI 2, Table 1), via the Paris-Aligned Benchmark
 - Water and waste indicators (PAI 8-9, Table 1). Robeco will use on water and waste footprint until data quality and coverage of the PAIs will improve.

Post-investment, the following principal adverse impacts on sustainability factors are taken into account:

- Via Robeco's entity engagement program, the following PAIs are considered:
 - All indicators related to Climate and other environment-related indicators (PAI 1-9, Table 1)
 - Violations of the UN Global Compact Principles and Organisation for Economic Cooperation and Development (OECD) Guidelines for Multinational Enterprises (PAI 10, Table 1)
 - Activities negatively affecting biodiversity sensitive areas (PAI 7, Table 1). The consideration of this PAI is currently restricted to applying exclusions to palm oil producing companies and for any breaches to the UNGC, UNGP and OECD Guidelines for Multinational Enterprises in relation to biodiversity.
 - In addition, based on a yearly review of Robeco's performance on all mandatory and selected voluntary indicators, holdings of the Sub-fund that cause adverse impact might be selected for engagement.

Principal adverse impacts are the most significant negative impacts of investment decisions on sustainability factors relating to environmental, social and employee matters, respect for human rights, anti-corruption and anti-bribery matters.

More information is available via Robeco's Principal Adverse Impact Statement, published on Robeco's website. The Sub-fund will periodically report how it has considered the principal adverse impacts of its investments in the Company's annual report, which will be made available each year on or before 30 April at the Sub-fund page highlighted in final section of this document.

No



The investment strategy guides investment decisions based on factors such as investment objectives and risk tolerance.

What investment strategy does this financial product follow?

Robeco QI Global SDG & Climate Multi-Factor Credits is an actively managed fund that invests systematically in predominantly investment grade bonds of companies that advance the United Nations Sustainable Development Goals (SDGs) and contribute to maintaining the global temperature rise below 2°C. The selection of these bonds is based on a quantitative model as described in the Investment policy strategy paragraph in Appendix I of this Prospectus. The Sub-fund focuses on offering exposure to a number of quantitative strategies in a diversified way, such as, but not limited to, a strategy focusing on bonds with (Low volatility); on bonds with an attractive valuation (Value) and a strategy focusing on bonds of companies with a medium term attractive performance trend (Momentum). The strategy integrates sustainability indicators on a continuous basis as part of the bond selection process. Amongst others, the Sub-fund applies norms-based and activity-based exclusions, Robeco's good governance policy, Robeco's SDG framework and considers Principal Adverse Impacts in the investment process. More product-specific information can be found on our website and the links provided in the final question of this disclosure. In case of a rebalancing of the portfolio, the portfolio may temporarily, but no longer than 72 hours, deviate from its binding elements, with the exception of adherence to the exclusion policy that applies at all times.

What are the binding elements of the investment strategy used to select the investments to attain the sustainable investment objective?

The Sub-fund has the following binding elements:

1. The Sub-fund's weighted carbon footprint is better than that of the Paris-Aligned Benchmark.
2. The Sub-fund's weighted water and waste footprint is better than that of the Paris-Aligned Benchmark.
3. The Sub-fund fully complies with activity based exclusions with regards to products (including controversial weapons, tobacco, palm oil, and thermal coal, upstream oil and gas and electricity producers in line with Article 12 of the EU regulation Climate Transition Benchmarks, EU Paris-aligned Benchmarks and sustainability-related disclosures for benchmarks) as applicable. In addition, the Sub-fund's portfolio complies with Robeco's Exclusion Policy (<https://www.robeco.com/files/docm/docu-exclusion-policy.pdf>), that is based on exclusion criteria with regards to products and business practices that Robeco believes are detrimental to society and incompatible with sustainable investment strategies. This means that the Sub-fund has 0% exposure to excluded securities, taking into account a grace period. Information with regards to the effects of the exclusions on the Sub-fund's universe can be found at <https://www.robeco.com/files/docm/docu-exclusion-list.pdf>
4. The Sub-fund avoids investment in companies that are in breach of the ILO standards, UNGPs, UNGC or OECD Guidelines for Multinational Enterprises. Companies that breach the international norms will be excluded from the investment universe.
5. The Sub-fund excludes all negative SDG scores (-3, -2 or -1).
6. The Sub-fund's weighted average ESG score is better than that of the Paris-Aligned Benchmark.
7. The Sub-fund's weight in companies with a positive SDG score (1,2,3) is at least 20% better than that of the general market index, measured as a ratio.

What is the policy to assess good governance practices of the investee companies?

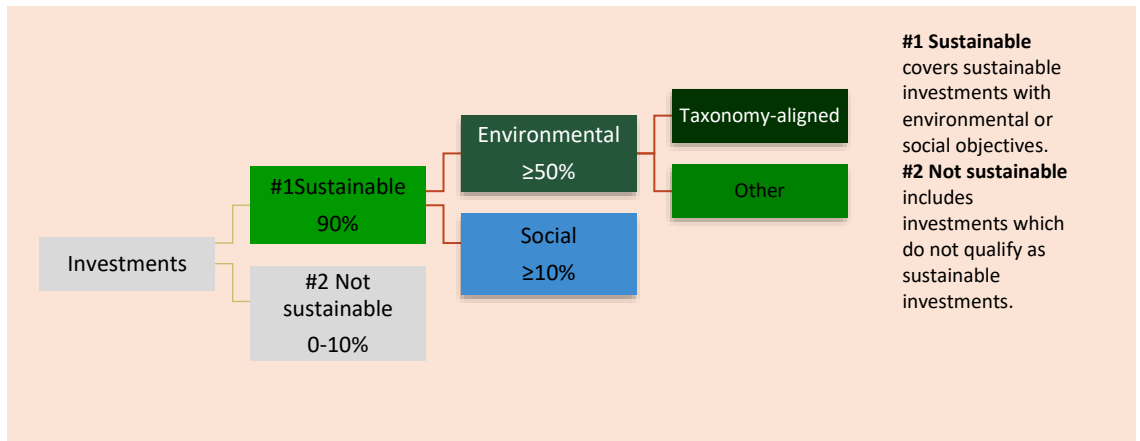
Robeco has a Good Governance policy to assess governance practices of companies. The policy describes how Robeco determines if and when a company does not follow good governance practices and is therefore excluded from the initial investment universe for Article 8 and 9 products. Robeco's Good Governance policy applies to the Sub-fund and tests on a set of governance criteria that reflect widely recognized industry established norms and include topics as employee relations, management structure, tax compliance and remuneration.

The Good Governance test consists of criteria on such topics that are examined for investee companies and further explained in Robeco's Good Governance policy <https://www.robeco.com/files/docm/docu-robeco-good-governance-policy.pdf>. Additionally, the companies that do not pass the good governance test are reflected in the exclusion list that can be accessed here - <https://www.robeco.com/files/docm/docu-exclusion-list.pdf>.

What is the asset allocation and the minimum share of sustainable investments?

The Sub-fund plans to make a minimum of 90% sustainable investments, with a minimum portion of 50% sustainable investments with an environmental objective and a minimum portion of 10% sustainable investments with a social objective, measured either by issuers that are part of the Paris-Aligned Benchmark (considered to have an environmental objective) or by holdings that have a positive score via Robeco's SDG Framework.

The sustainable investments with an environmental objective may also contribute to SDGs that attain the social objectives of the Sub-fund, and vice versa. However, following regulatory guidelines an investment will not be double counted (so not counted for both environmental and social objectives). The investments in the category non- sustainable, estimated between 0-10%, are in cash and cash equivalents.



How does the use of derivatives attain the sustainable investment objective?

The Sub-fund does not make use of derivatives to attain the sustainable objective promoted by the financial product. The Sub-fund may make use of derivatives for hedging as well as liquidity management. This includes the usage of derivatives to manage currency and duration exposures in a cost-effective manner. To that purpose exchange traded and over-the-counter derivatives linked to sovereign bonds (treasuries), interest rates, swap rates and currencies are permitted. Derivatives linked to corporate exposure are not allowed.

Good governance practices include sound management structures, employee relations, remuneration of staff and tax compliance.



Asset allocation describes the share of investments in specific assets.

Taxonomy-aligned activities are expressed as a share of:

- **turnover** reflecting the share of revenue from green activities of investee companies
- **capital expenditure** (CapEx) showing the green investments made by investee companies, e.g. for a transition to a green economy.
- **operational expenditure** (OpEx) reflecting green operational

activities of investee companies.

In case the Sub-fund uses derivatives, the underlying shall comply with the investment policy. Where relevant, minimum environmental or social safeguards are taken into account.



To what minimum extent are sustainable investments with an environmental objective aligned with the EU Taxonomy?

The Sub-fund intends to contribute to the climate change mitigation objective under the EU Taxonomy. The Sub-fund commits to a minimum share of 0% of Taxonomy-aligned activities. The Sub-fund intends to increase the minimum share of Taxonomy aligned activities for the Sub-fund once data availability in relation to the EU Taxonomy improves and stabilises.

The Sub-fund will report on Taxonomy-aligned investment in the periodic disclosures. In the future, once data-availability in relation to the EU Taxonomy will improve, Robeco might consider setting a target based on turnover or CAPEX. Robeco currently relies on third-party data in relation to the EU Taxonomy, including data in relation to companies that do not disclose on the EU Taxonomy alignment of their activities. EU Taxonomy-alignment data is not yet subject to a review by third parties. The Sub-fund only makes investments in equity and therefore it does not have sovereign exposures. The expected level of alignment with and without sovereign bonds is the same.

To comply with the EU Taxonomy, the criteria for **fossil gas** include limitations on emissions and switching to fully renewable power or low-carbon fuels by the end of 2035. For **nuclear energy**, the criteria include comprehensive safety and waste management rules.

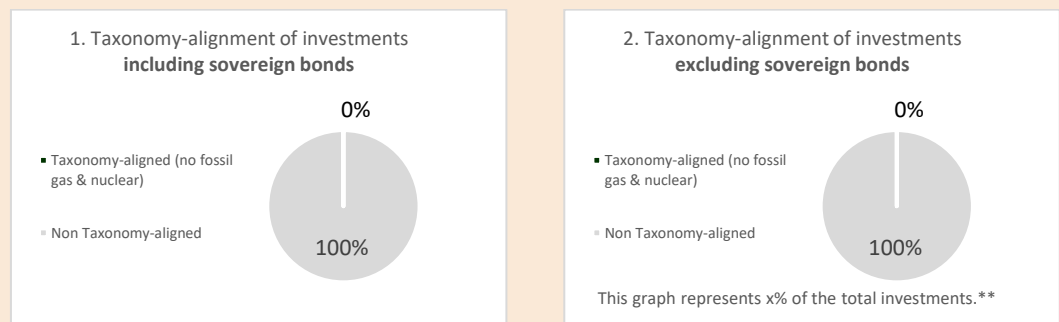
Enabling activities directly enable other activities to make a substantial contribution to an environmental objective.

Transitional activities are

Does the financial product invest in fossil gas and/or nuclear energy related activities that comply with the EU Taxonomy⁸⁶?

- Yes:
 - In fossil gas
 - In nuclear energy
- No


The two graphs below show in green the minimum percentage of investments that are aligned with the EU Taxonomy. As there is no appropriate methodology to determine the Taxonomy-alignment of sovereign bonds, the first graph shows the Taxonomy alignment in relation to all the investments of the financial product including sovereign bonds, while the second graph shows the Taxonomy alignment only in relation to the investments of the financial product other than sovereign bonds.*



* For the purpose of these graphs, 'sovereign bonds' consist of all sovereign exposures
 ** As the investments are not Taxonomy-aligned, the exclusion of sovereign bonds has no impact on the graph and therefore no such percentage is shown here.

⁸⁶ Fossil gas and/or nuclear related activities will only comply with the EU Taxonomy where they contribute to limiting climate change ("climate change mitigation") and do not significantly harm any EU Taxonomy objective - see explanatory note in the left hand margin. The full criteria for fossil gas and nuclear energy economic activities that comply with the EU Taxonomy are laid down in Commission Delegated Regulation (EU) 2022/1214.

activities for which low-carbon alternatives are not yet available and among others have greenhouse gas emission levels corresponding to the best performance.

 are sustainable investments with an environmental objective that do not take into account the criteria for environmentally sustainable economic activities under the EU Taxonomy.



What is the minimum share of investments in transitional and enabling activities?

0%.



What is the minimum share of sustainable investments with an environmental objective that are not aligned with the EU Taxonomy?

The Sub-fund makes sustainable investments with environmental objectives that do not qualify as Taxonomy-aligned. Given the Sub-fund's investment strategy and the specific environmental investment objective, the Sub-fund commits to a minimum share of sustainable investments of 50% with an environmental objective. The environmental objectives of the Sub-fund are attained by investing in companies, in line with a low carbon scenario stipulated by the Paris-aligned benchmark methodology.

In addition, the Sub-fund intends to make sustainable investments off-benchmark, measured as positive scores via Robeco's SDG Framework. Among those could be sustainable investments with environmental objectives which are companies that score positively on SDG 12 (Responsible consumption and production), SDG 13 (Climate action), SDG 14 (Life below water), and SDG 15 (Life on land) in Robeco's SDG Framework.

The sum of sustainable investments with an environmental objective and socially sustainable investments will always add up to the Sub-fund's minimum proportion of 90% sustainable investments.



What is the minimum share of sustainable investments with a social objective?

Within the off-benchmark holdings (i.e. holdings that are not part of the Paris-Aligned Benchmark), the Sub-fund intends to make sustainable investments with a social objective. Given the Sub-fund's investment strategy and the specific social investment objective, the Sub-fund commits to a minimum share of sustainable investments of 10% with a social objective, measured by off-benchmark holdings that have a positive score via Robeco's SDG Framework. The social objectives of the Sub-fund are attained by investing in companies that score positively on SDG 1 (No poverty), SDG 2 (Zero hunger), SDG 3 (Good health and well-being), SDG 4 (Quality education), SDG 5 (Gender equality), SDG 6 (Clean water and sanitation), SDG 7 (Affordable and clean energy), SDG 8 (Decent work and economic growth), SDG 9 (Industry, innovation and infrastructure), SDG 10 (Reduced inequalities), SDG 11 (Sustainable cities and communities), SDG 16 (Peace, justice and strong institutions) and SDG 17 (Partnerships for the goals), in Robeco's SDG Framework.

The sum of socially sustainable investments and sustainable investments with an environmental objective will always add up to the Sub-fund's minimum proportion of 90% sustainable investments.



What investments are included under "#2 Not sustainable", what is their purpose and are there any minimum environmental or social safeguards?

The type of instruments included under "#2 Not Sustainable" and their purpose are outlined in Annex I of this Prospectus under the header 'Financial instruments and investment restrictions'. They include cash, cash equivalents, as well as investment funds and eligible asset classes (other than bonds and equities) that do not specifically promote E/S characteristics. As indicated above, the Sub-fund does not make use of derivatives to attain its sustainable objective. The Sub-fund may make use of derivatives for hedging and liquidity management. This includes the usage of derivatives to manage the duration around the benchmark duration and currency exposures in a cost-effective manner. For the management of currency exposure FX Forwards are allowed. Furthermore exchange traded and

over-the-counter derivatives linked to sovereign bonds (treasuries), interest rates, swap rates and currencies are permitted. In case the Sub-fund uses derivatives, the underlying shall comply with the investment policy and the exposure through the use of derivatives must fit the investment universe of the Sub-fund. Where relevant, minimum environmental or social safeguards are taken into account by monitoring and applying Robeco's Exclusion Policy for the use of derivatives linked to sovereigns. Additionally, derivatives linked to corporate exposure are not allowed.



Is a specific index designated as a reference benchmark to meet the sustainable investment objective?

Yes, the Sub-fund follows the Solactive Paris Aligned Global Corporate Index as a reference index to meet the carbon footprint reduction objective of the Sub-fund and thereby keeping the maximum global temperature rise well-below 2°C

Reference benchmarks are indexes to measure whether the financial product attains the sustainable investment objective.

- ***How does the reference benchmark take into account sustainability factors in a way that is continuously aligned with the sustainable investment objective?***

The reference index is aligned with the carbon reduction objective of the Sub-fund by applying a methodology with clearly defined rules for evaluating securities on their carbon footprint. The methodology of the reference index is designed in accordance with the requirements of point (d) of Article 13 (1) of the Benchmark Regulation and of the Commission Delegated Regulation (EU) 2020/1817. This means that amongst others, the reference index complies with those criteria set out in Article 12 of the EU Climate Transition Benchmarks, EU Paris-aligned Benchmarks and sustainability-related disclosures for benchmarks. The Sub-fund also applies the aforementioned exclusion criteria, and the Sub-fund's weighted carbon footprint score is always better than the Solactive Paris Aligned Global Corporate Index.

- ***How is the alignment of the investment strategy with the methodology of the index ensured on a continuous basis?***

The methodology of the reference index follows rebalancing rules on a monthly basis which ensures alignment with the investment strategy and objective of the Sub-fund. The data used is sourced externally from Institutional Shareholder Services Inc.

The Sub-fund follows a rebalancing strategy which ensures that the carbon footprint of the Sub-fund is better than that of the reference index. This in turn ensures that the investment strategy of the Sub-fund aligns with the methodology of the reference index. The methodology of the reference index takes into account a decarbonization trajectory of at least 7% GHG intensity per annum along with specific sector or activity exclusions and including involvement in controversial weapons.

- ***How does the designated index differ from a relevant broad market index?***

The benchmark differs from a broad general market index in that the latter does not take into account in its methodology any criteria for alignment with the Paris Agreement on greenhouse gas emission reduction and related exclusions.

- **Where can the methodology used for the calculation of the designated index be found?**

The index methodology can be found on the relevant webpages by the index provider:
<https://www.solactive.com/indices/>



Where can I find more product specific information online?

More product-specific information can be found on the website:

<https://www.robeco.com/en-int/products/funds>

- Robeco's PAI Statement can be accessed via the following link:
<https://www.robeco.com/files/docm/docu-principal-adverse-impact-statement-summary-entity-level.pdf>
- Robeco's Good Governance test can be accessed via the following link:
<https://www.robeco.com/files/docm/docu-robeco-good-governance-policy.pdf>
- Robeco's SDG framework:
<https://www.robeco.com/docm/docu-robeco-explanation-sdg-framework.pdf>
- Robeco's sustainability risk policy:
<https://www.robeco.com/files/docm/docu-robeco-sustainability-risk-policy.pdf>

o) Robeco Transition Emerging Credits

Pre-contractual disclosure for the financial products referred to in Article 8, paragraphs 1, 2 and 2a, of Regulation (EU) 2019/2088 and Article 6, first paragraph, of Regulation (EU) 2020/852

Product name: Robeco Transition Emerging Credits

Legal entity identifier: 5493008QKFCW6QOH681

Environmental and/or social characteristics

Does this financial product have a sustainable investment objective?

Yes

No

It will make a minimum of **sustainable investments with an environmental objective:** ___%

- in economic activities that qualify as environmentally sustainable under the EU Taxonomy
- in economic activities that do not qualify as environmentally sustainable under the EU Taxonomy

It will make a minimum of **sustainable investments with a social objective:** ___%

It promotes **Environmental/Social (E/S) characteristics** and while it does not have as its objective a sustainable investment, it will have a minimum proportion of 50% of sustainable investments

- with an environmental objective in economic activities that qualify as environmentally sustainable under the EU Taxonomy
- with an environmental objective in economic activities that do not qualify as environmentally sustainable under the EU Taxonomy
- with a social objective

It promotes E/S characteristics, but **will not make any sustainable investments**

Sustainable investment means an investment in an economic activity that contributes to an environmental or social objective, provided that the investment does not significantly harm any environmental or social objective and that the investee companies follow good governance practices.

The **EU Taxonomy** is a classification system laid down in Regulation (EU) 2020/852, establishing a list of **environmentally sustainable economic activities**. That Regulation does not include a list of socially sustainable economic activities. Sustainable investments with an environmental objective might be aligned with the Taxonomy or not.



What environmental and/or social characteristics are promoted by this financial product?

The Sub-fund has the following E/S characteristics:

Sustainability indicators measure how the environmental or social characteristics promoted by the financial product are attained.

1. The Sub-fund promotes Transition-related Investments contributing to the goals of the Paris Agreement and/or Transition-related Investments with an Environmental and/or Social objective.
2. The Sub-fund aims to contribute to the United Nations Sustainable Development Goals by investing in green, social, sustainability and/or sustainability-linked bonds that are used to finance environmental and social projects.
3. The Sub-fund promotes investment in a portfolio that contributes to the Sustainable Development Goals (SDGs).
4. The Sub-fund promotes adherence to and conducting business activities in accordance with the United Nations Universal Declaration of Human Rights, the International Labor Organization's (ILO) labor standards, the United Nations Guiding Principles for Business and Human Rights (UNGPs), the United Nations Global Compact (UNGC) and the OECD Guidelines for Multinational Enterprises.
5. The Sub-fund promotes certain minimum environmental and social safeguards through applying exclusion criteria with regards to products and business practices that Robeco believes are detrimental to society and incompatible with sustainable investment strategies, such as exposure to controversial behaviour, controversial weapons, and fossil fuels.
6. The Sub-fund limits investing in companies with an elevated sustainability risk based on ESG risk scores whereas all such investments require separate approval of a dedicated committee that oversees that all investments are substantiated and eligible based on a fundamental review on the sustainability risk.

There is no reference benchmark designated for the purpose of attaining the environmental or social characteristics promoted by the Sub-fund.

● ***What sustainability indicators are used to measure the attainment of each of the environmental or social characteristics promoted by this financial product?***

The Sub-fund has the following sustainability indicators:

1. The proportion of Transition-related Investments contributing to the goals of the Paris Agreement and Transition-related Investments with an Environmental and/or Social objective.
2. The % of the Sub-fund invested in green, social, sustainability and/or sustainability-linked bonds.
3. The proportion of companies that hold a positive or neutral SDG score based on the internally developed SDG Framework.
4. The number of companies that are in violation of the UNGPs or OECD Guidelines for Multinational Enterprises.
5. The % of investments in securities that are on Robeco's Exclusion list as result of the application of Robeco's Exclusion Policy.
6. The % of holdings with an elevated sustainability risk profile.

● ***What are the objectives of the sustainable investments that the financial product partially intends to make and how does the sustainable investment contribute to such objectives?***

The sustainable investments aim to contribute to the UN Sustainable Development Goals ("SDGs"), that have both social and environmental objectives. These are 17 goals that are globally recognised and include environmental goals such as climate action, clean water, life on land and water and social goals such as zero hunger, gender equality, education, etc. Robeco has developed a proprietary framework based on the UN SDGs through which an issuer's contribution to such SDGs is determined through a 3-step process. This process starts with a sector baseline on which a company's products are analysed to examine contribution to the society and environment. Further, the operational processes involved in creating such products is checked along with any controversies/litigation claims and remediation actions taken which are perused before a final SDG score is determined. The final score ranges between high negative (-3) to high positive (+3) and only those issuers which achieve positive SDG scores (+1, +2 and, +3) are regarded as Sustainable Investments. Investments in transition assets can, but do not per se need to be, sustainable investments.

● ***How do the sustainable investments that the financial product partially intends to make, not cause significant harm to any environmental or social sustainable investment objective?***

The sustainable investments do no significant harm to any environmental or social sustainable investment objective by considering a principal adverse impact and aligning with the OECD Guidelines for Multinational Enterprises and the UN Guiding Principles on Business and Human Rights. In addition, sustainable investments score positively on Robeco's SDG Framework, and therefore do not cause significant harm.

How have the indicators for adverse impacts on sustainability factors been taken into account?

Mandatory principal adverse impact indicators are considered through Robeco's SDG Framework, either directly or indirectly, when identifying sustainable investments for the Sub-fund. In addition, voluntary environmental and social indicators are taken into account, depending on their relevance for measuring impacts on the SDGs and the availability of data. A detailed description of the incorporation of principal adverse impacts is available via Robeco's Principal Adverse Impact Statement published on the Robeco website (<https://www.robeco.com/files/docm/docu-principal-adverse-impact-statement-summary-entity-level.pdf>). In this statement, Robeco sets out its approach to identifying and prioritizing principal adverse impacts, and how principal adverse impacts are considered as part of Robeco's investment due diligence process and procedures relating to research and analysis, exclusions and restrictions and/or voting and engagement. This description also explains how principal adverse impact indicators are considered by the SDG Framework.

How are the sustainable investments aligned with the OECD Guidelines for Multinational Enterprises and the UN Guiding Principles on Business and Human Rights? Details:

The sustainable investments are aligned with the OECD Guidelines for Multinational Enterprises and the UN Guiding Principles on Business and Human Rights via both Robeco's Exclusion Policy and Robeco's SDG Framework.

Robeco's Exclusion Policy includes an explanation of how Robeco acts in accordance with the International Labor Organization (ILO) standards, United Nations Guiding Principles (UNGPs), United Nations Global Compact (UNGC) Principles and the Organization for Economic Co-operation and Development (OECD) Guidelines for Multinational Enterprises and is guided by these international treaties to assess the behavior of companies. Robeco continuously screens its investments for breaches of these principles. In case of a breach, the company will be excluded or engaged with, and is not considered a sustainable investment.

Robeco's SDG Framework screens for breaches on these principles in the final step of the framework. In this step, Robeco checks whether the company concerned has been involved in any controversies. Involvement in any controversy will result in a negative SDG score for the company, meaning it is not a sustainable investment.

The EU Taxonomy sets out a "do not significant harm" principle by which Taxonomy-aligned investments should not significantly harm EU Taxonomy objectives and is accompanied by specific EU criteria.

The "do no significant harm" principle applies only to those investments underlying the financial product that take into account the EU criteria for environmentally sustainable economic activities. The investments underlying the remaining portion of this financial product do not take into account the EU criteria for environmentally sustainable economic activities.

Any other sustainable investments must also not significantly harm any environmental or social objectives.



Does this financial product consider principal adverse impacts on sustainability factors?

Yes, _____

The Sub-fund considers principal adverse impacts on sustainability factors as referred to in Annex I of the SFDR Delegated Act.

Pre-investment, Robeco's SDG Framework assesses companies' positive and negative contributions to the Sustainable Development Goals (SDGs). Robeco's SDG Framework directly and/or indirectly screens companies on many of the topics considered by the PAI indicators.

Post-investment, the following principal adverse impacts on sustainability factors are taken into account:

- Via Robeco's entity engagement program, the following PAIs are considered:
 - All indicators related to Climate and other environment-related indicators (PAI 1-9, Table 1)
 - Violations of the UN Global Compact Principles and Organisation for Economic Cooperation and Development (OECD) Guidelines for Multinational Enterprises (PAI 10, Table 1). On an ongoing basis, the investment universe is scanned for controversial behavior in relation to the aforementioned principles and guidelines.
 - In addition, based on a yearly review of Robeco's performance on all mandatory and selected voluntary indicators, holdings of the Sub-fund that cause adverse impact might be selected for engagement.

More information is available via Robeco's Principal Adverse Impact Statement, published on Robeco's website. The Sub-fund will periodically report how it has considered the principal adverse impacts of its investments in the Company's annual report, which will be made available each year on or before 30 April at the Sub-fund page highlighted in final section of this document.

No

Principal adverse impacts are the most significant negative impacts of investment decisions on sustainability factors relating to environmental, social and employee matters, respect for human rights, anti-corruption and anti-bribery matters.



What investment strategy does this financial product follow?

Robeco Transition Emerging Credits is an actively managed fund that invests in corporate bonds in emerging markets. The selection of these bonds is based on fundamental analysis as described in the Investment policy strategy paragraph in Appendix I of this Prospectus.

The strategy integrates sustainability indicators on a continuous basis as part of the bond selection process. Amongst others, the Sub-fund applies norms-based, activity-based and regional exclusions, Robeco's good governance policy, Robeco's SDG framework and considers Principal Adverse Impacts in the investment process. More product-specific information can be found on our website and the links provided in the final question of this disclosure.

The investment strategy guides investment decisions based on factors such as investment objectives and risk tolerance.

What are the binding elements of the investment strategy used to select the investments to attain each of the environmental or social characteristics promoted by this financial product?

The Sub-fund has the following binding elements:

1. At least 50% is invested in Transition-related Investments contributing to the goals of the Paris Agreement and/or Transition-related Investments with an Environmental and/or Social objective.
2. The Sub-fund invests a minimum of 15% in green, social, sustainability, and/or sustainability-linked bonds.
3. Other investments in corporate bonds (i.e., next to the Transition-related investments) are invested in companies with a positive or neutral SDG score
4. The Sub-fund avoids investment in companies that are in breach of the ILO standards, UNGPs, UNGC or OECD Guidelines for Multinational Enterprises. Companies that breach these international norms will be excluded from the investment universe.
5. The Sub-fund avoids investment in companies that are in breach of the ILO standards, UNGPs, UNGC or OECD Guidelines for Multinational Enterprises. Companies that breach these international norms will be excluded from the investment universe.
6. The Sub-fund's portfolio complies with Robeco's Exclusion Policy (<https://www.robeco.com/files/docm/docu-exclusion-policy.pdf>), that is based on exclusion criteria with regards to products and business practices that Robeco believes are detrimental to society and incompatible with sustainable investment strategies. This means that the Sub-fund has 0% exposure to excluded securities, taking into account a grace period. Information with regards to the effects of the exclusions on the Sub-fund's universe can be found at <https://www.robeco.com/files/docm/docu-exclusion-list.pdf>
7. Investments with an elevated sustainability risk are defined by Robeco as companies with an ESG Risk Rating of 40 and higher (the ESG Risk Rating is explained in the sustainability risk policy which can be accessed via <https://www.robeco.com/files/docm/docu-robeco-sustainability-risk-policy.pdf>). The Sub-fund is limited to a maximum exposure of 5% to investments with an elevated sustainability risk, based on the market weight in the portfolio taking into account regional differences and benchmark. Each investment with an ESG Risk rating of higher than 40 requires separate approval by a dedicated committee of sustainable investment specialists, compliance and risk management that oversees the bottom-up sustainability analysis.

What is the committed minimum rate to reduce the scope of the investments considered prior to the application of that investment strategy?

The Sub-fund does not commit to a minimum rate to reduce the scope of investments prior to the application of the investment strategy.

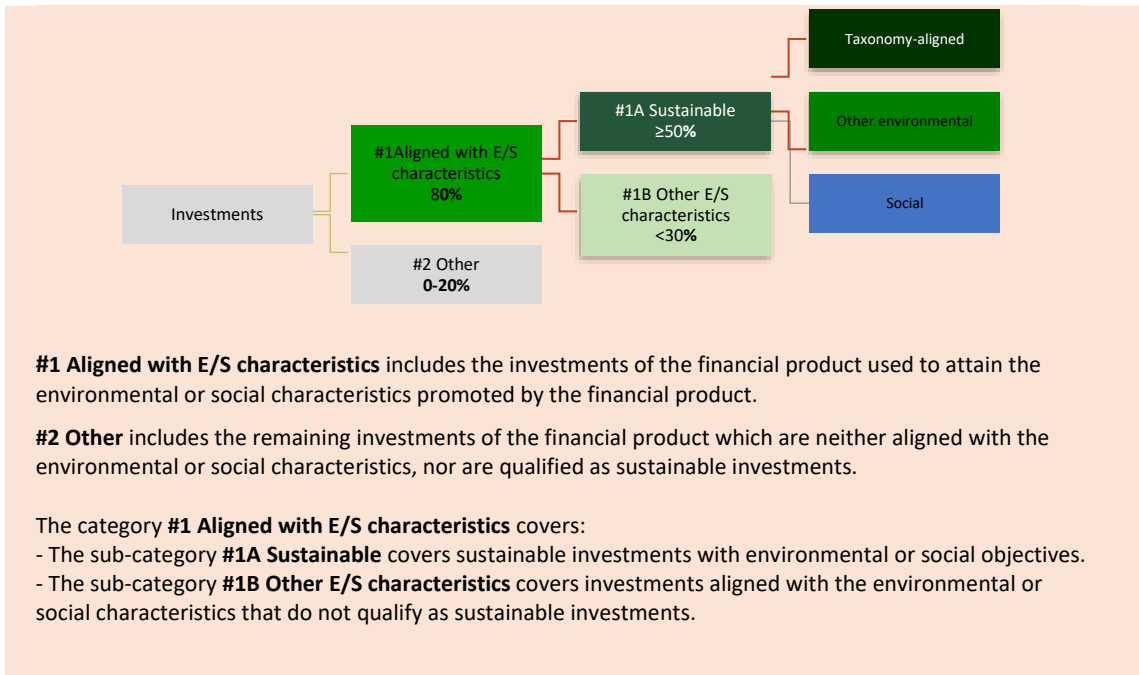
What is the policy to assess good governance practices of the investee companies?

Robeco has a Good Governance policy to assess governance practices of companies. The policy describes how Robeco determines if and when a company does not follow good governance practices and is therefore excluded from the initial investment universe for Article 8 and 9 products. Robeco's Good Governance policy applies to the Sub-fund and tests on a set of governance criteria that reflect widely recognized industry established norms and include topics as employee relations, management structure, tax compliance and remuneration.

The Good Governance test consists of criteria on such topics that are examined for investee companies and further explained in Robeco's Good Governance policy <https://www.robeco.com/files/docm/docu-robeco-good-governance-policy.pdf>. Additionally, the companies that do not pass the good governance test are reflected in the exclusion list that can be accessed here - <https://www.robeco.com/files/docm/docu-exclusion-list.pdf>.

What is the asset allocation planned for this financial product?

At least 80% of the investments are aligned with the E/S characteristics of the Sub-fund. The Sub-fund plans to make a minimum of 50% sustainable investments, measured by positive scores via Robeco's SDG Framework. The investments in the category Other, estimated between 0-20%, are mostly in cash, cash equivalents, government debt, and derivatives as further described below. The planned asset allocation is monitored continuously, and evaluated on a yearly basis.



#1 Aligned with E/S characteristics includes the investments of the financial product used to attain the environmental or social characteristics promoted by the financial product.

#2 Other includes the remaining investments of the financial product which are neither aligned with the environmental or social characteristics, nor are qualified as sustainable investments.

The category **#1 Aligned with E/S characteristics** covers:

- The sub-category **#1A Sustainable** covers sustainable investments with environmental or social objectives.
- The sub-category **#1B Other E/S characteristics** covers investments aligned with the environmental or social characteristics that do not qualify as sustainable investments.

How does the use of derivatives attain the environmental or social characteristics promoted by the financial product?

The Sub-fund does not make use of derivatives to attain the environmental or social characteristics promoted by the financial product. The Sub-fund may make use of derivatives for hedging, liquidity management and efficient portfolio management as well as investment purposes in the global fixed income, money market, interest rates and currency markets. In case the Sub-fund uses derivatives, the

Good governance practices include sound management structures, employee relations, remuneration of staff and tax compliance.



Asset allocation describes the share of investments in specific assets.

Taxonomy-aligned activities are expressed as a share of:

- **turnover** reflecting the share of revenue from green activities of investee companies
- **capital expenditure** (CapEx) showing the green investments made by investee companies, e.g. for a transition to a green economy.
- **operational expenditure** (OpEx) reflecting green operational activities of investee companies.

underlying shall comply with the investment policy of the Sub-fund. Where relevant, minimum environmental or social safeguards are taken into account as described below.



To what minimum extent are sustainable investments with an environmental objective aligned with the EU Taxonomy?

0%. The Sub-fund intends to contribute to all 6 environmental objectives under the EU Taxonomy via the investments in Green Bonds. The Sub-fund commits to a minimum share of 0% of Taxonomy-aligned activities. The Sub-fund intends to increase the minimum share of Taxonomy aligned activities for the Sub-fund, based on use of proceeds, once data availability in relation to the EU Taxonomy for Green Bonds improves and stabilises.

The Sub-fund will report on Taxonomy-aligned investment in the periodic disclosures. For investments in corporate bonds, the Sub-fund will report on turnover. Given the lack of data on the EU Taxonomy for Green Bonds in the market, Robeco relies on internal analysis for the time being. EU Taxonomy-alignment data is not yet subject to a review by third parties. The expected level of alignment with and without sovereign bonds is the same.

To comply with the EU Taxonomy, the criteria for **fossil gas** include limitations on emissions and switching to renewable power or low-carbon fuels by the end of 2035. For **nuclear energy**, the criteria include comprehensive safety and waste management rules.

Enabling activities directly enable other activities to make a substantial contribution to an environmental objective.

Transitional activities are activities for which low-carbon alternatives are not yet available and

Does the financial product invest in fossil gas and/or nuclear energy related activities that comply with the EU Taxonomy⁸⁷?

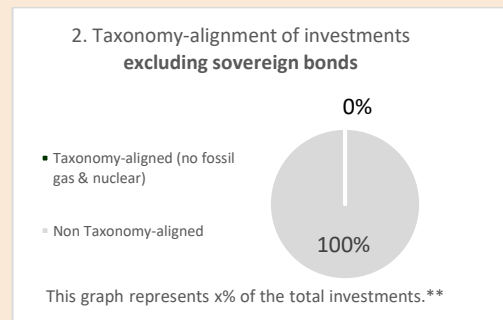
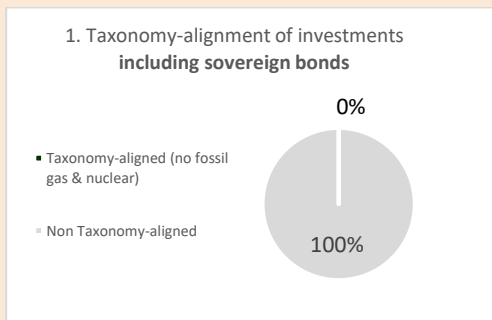
Yes

In fossil gas

In nuclear energy

No

The two graphs below show in green the minimum percentage of investments that are aligned with the EU Taxonomy. As there is no appropriate methodology to determine the Taxonomy-alignment of sovereign bonds, the first graph shows the Taxonomy alignment in relation to all the investments of the financial product including sovereign bonds, while the second graph shows the Taxonomy alignment only in relation to the investments of the financial product other than sovereign bonds.*



* For the purpose of these graphs, 'sovereign bonds' consist of all sovereign exposures

** As the investments are not Taxonomy-aligned, the exclusion of sovereign bonds has no impact on the graph and therefore no such percentage is shown here.

⁸⁷ Fossil gas and/or nuclear related activities will only comply with the EU Taxonomy where they contribute to limiting climate change ("climate change mitigation") and do not significantly harm any EU Taxonomy objective - see explanatory note in the left hand margin. The full criteria for fossil gas and nuclear energy economic activities that comply with the EU Taxonomy are laid down in Commission Delegated Regulation (EU) 2022/1214.

among others have greenhouse gas emission levels corresponding to the best performance.

● **What is the minimum share of investments in transitional and enabling activities?**

0%. The Sub-fund does not intend to make investments in transitional and enabling activities as defined under the EU Taxonomy. It cannot be excluded that among the Sub-fund's holdings certain investments, among which the investments in transition assets, are transitional or enabling activities as defined under the EU Taxonomy. The Sub-fund will report on these investments in the periodic disclosures.



What is the minimum share of sustainable investments with an environmental objective that are not aligned with the EU Taxonomy?

Green bonds may invest (part of) their use of proceeds in economic activities that do not qualify as environmentally sustainable under the EU Taxonomy. In addition, the Sub-fund intends to make sustainable investments measured as positive scores via Robeco's SDG Framework. Among those could be investments with environmental objectives that do not qualify as Taxonomy-aligned. The environmental objectives of the Sub-fund are attained by investing in companies that score positively on SDG 12 (Responsible consumption and production), SDG 13 (Climate action), SDG 14 (Life below water), and SDG 15 (Life on land) in Robeco's SDG Framework.

While the sum of sustainable investments with an environmental objective and socially sustainable investments always adds up to the Sub-fund's minimum proportion of 50% sustainable investments, we do not commit to a minimum share of sustainable investments with an environmental objective because the Sub-fund's investment strategy does not have a specific environmental investment objective. Therefore, the minimum share of sustainable investments with an environmental objective is 0%. While investments in transition assets may have an environmental objective, these are not per se sustainable investments.



What is the minimum share of socially sustainable investments?

Social, sustainability or sustainability-linked bonds may invest (part of) their use of proceeds in economic activities that contribute to a social objective.


In addition, the Sub-fund intends to make sustainable investments, measured as positive scores via Robeco's SDG Framework. Among those could be investments with social objectives. The social objectives of the Sub-fund are attained by investing in companies that score positively on SDG 1 (No poverty), SDG 2 (Zero hunger), SDG 3 (Good health and well-being), SDG 4 (Quality education), SDG 5 (Gender equality), SDG 6 (Clean water and sanitation), SDG 7 (Affordable and clean energy), SDG 8 (Decent work and economic growth), SDG 9 (Industry, innovation and infrastructure), SDG 10 (Reduced inequalities), SDG 11 (Sustainable cities and communities), SDG 16 (Peace, justice and strong institutions) and SDG 17 (Partnerships for the goals), in Robeco's SDG Framework.

While the sum of socially sustainable investments and sustainable investments with an environmental objective always adds up to the Sub-fund's minimum proportion of sustainable investments, we do not commit to a minimum share of socially sustainable investments because the Sub-fund's investment strategy does not have a specific socially sustainable investment objective. Therefore, the minimum share of socially sustainable investments is 0%.



What investments are included under "#2 Other", what is their purpose and are there any minimum environmental or social safeguards?

The type of instruments included under "#2 Other" and their purpose are outlined in Annex I of this Prospectus under the header 'Financial instruments and investment restrictions'. They include cash, cash equivalents, government bonds, as well as investment funds and eligible asset classes (other than bonds and equities) that do not specifically promote E/S characteristics. As indicated above, the Sub-fund does

 are sustainable investments with an environmental objective that **do not take into account the criteria** for environmentally sustainable economic activities under the EU Taxonomy.

not make use of derivatives to attain the environmental or social characteristics promoted. The Sub-fund may make use of derivatives, which thus always fall under the category "#2 Other", for hedging, liquidity management and efficient portfolio management as well as investment purposes. Exchange traded and over-the-counter derivatives are permitted, including but not limited to futures, swaps, options and currency forwards. In case the Sub-fund uses derivatives, the underlying shall comply with the investment policy. Where relevant, minimum environmental or social safeguards are taken into account, by, for example, applying Robeco's Exclusion Policy for any single security derivative.



Is a specific index designated as a reference benchmark to determine whether this financial product is aligned with the environmental and/or social characteristics that it promotes?

Not applicable.

Reference benchmarks are indexes to measure whether the financial product attains the environmental or social characteristics that they promote.



Where can I find more product specific information online?

More product-specific information can be found on the website:

<https://www.robeco.com/en-int/products/funds>

- Robeco's PAI Statement can be accessed via the following link:
<https://www.robeco.com/files/docm/docu-principal-adverse-impact-statement-summary-entity-level.pdf>
- Robeco's Good Governance test can be accessed via the following link:
<https://www.robeco.com/files/docm/docu-robeco-good-governance-policy.pdf>
- Robeco's SDG framework:
<https://www.robeco.com/docm/docu-robeco-explanation-sdg-framework.pdf>
- Robeco's sustainability risk policy:
<https://www.robeco.com/files/docm/docu-robeco-sustainability-risk-policy.pdf>

p) Robeco Climate Global High Yield Bonds

Pre-contractual disclosure for the financial products referred to in Article 9, paragraphs 1 to 4a, of Regulation (EU) 2019/2088 and Article 5, first paragraph, of Regulation (EU) 2020/852

Sustainable investment means an investment in an economic activity that contributes to an environmental or social objective, provided that the investment does not significantly harm any environmental or social objective and that the investee companies follow good governance practices. The **EU Taxonomy** is a classification system laid down in Regulation (EU) 2020/852, establishing a list of **environmentally sustainable economic activities**. That Regulation does not include a list of socially sustainable economic activities. Sustainable investments with an environmental objective might be aligned with the Taxonomy or not.

Product name: Robeco Climate Global High Yield Bonds

Legal entity identifier: 2138005J7Y35MUMDFU85

Sustainable investment objective

Does this financial product have a sustainable investment objective?



Yes



No



It will make a minimum of **sustainable investments with an environmental objective: 50%**



in economic activities that qualify as environmentally sustainable under the EU Taxonomy



in economic activities that do not qualify as environmentally sustainable under the EU Taxonomy



It will make a minimum of **sustainable investments with a social objective: ___%**



It **promotes Environmental/Social (E/S) characteristics** and while it does not have as its objective a sustainable investment, it will have a minimum proportion of ___% of sustainable investments



with an environmental objective in economic activities that qualify as environmentally sustainable under the EU Taxonomy



with an environmental objective in economic activities that do not qualify as environmentally sustainable under the EU Taxonomy



with a social objective



It promotes E/S characteristics, but **will not make any sustainable investments**



What is the sustainable investment objective of this financial product?

The sustainable investments of the Sub-fund aims to reduce the carbon footprint of the portfolio and thereby contribute towards the goals of the Paris Agreement to keep the maximum global temperature rise well-below 2°C.

Sustainability indicators measure how the sustainable objectives of this financial product are attained.

The Sub-fund also promotes investment in green, social, sustainability and/or sustainability-linked bonds used to finance environmental and social projects.

The sustainable investments made by the Sub-fund will contribute partly to the environmental objective of Climate Mitigation under the Taxonomy regulation.

● ***What sustainability indicators are used to measure the attainment of the sustainable investment objective of this financial product?***

The Sub-fund has the following sustainability indicators:

1. The Sub-fund's weighted carbon footprint compared to the Paris-Aligned Benchmark.
2. The % of the Sub-fund invested in green, social, sustainability and/or sustainability-linked bonds.
3. The % of investments in securities that are on Robeco's Exclusion list as result of the application of Robeco's Exclusion Policy.
4. The number of companies that are in violation of the UNGPs or OECD Guidelines for Multinational Enterprises.

● ***How do sustainable investments not cause significant harm to any environmental or social sustainable investment objective?***

The sustainable investments do no significant harm to any environmental or social sustainable investment objective by considering a principal adverse impact and aligning with the OECD Guidelines for Multinational Enterprises and the UN Guiding Principles on Business and Human Rights. In addition, sustainable investments made through the Paris-Aligned Benchmark follow eligibility requirements as per Article 12 of the EU regulation EU Paris-aligned Benchmarks and sustainability-related disclosures for benchmarks and follows Robeco's Exclusion policy. In accordance with Robeco's SDG framework, any off benchmark investments are only considered by the Sub-fund when they have a positive contribution to the UN SDGs and therefore not cause significant harm to any environmental or social sustainable investment objective.

How have the indicators for adverse impacts on sustainability factors been taken into account?

All sustainable investments are constituents of Solactive Global High Yield Corporate PAB Select Indexor follow the benchmark methodology. The benchmark methodology directly assesses the following PAI indicators:

- Table 1, PAI 2 (Carbon Footprint)
- Table 1, PAI 4 (Exposure to companies in the fossil fuel sector)
- Table 1, PAI 10 (Violations of the UN Global Compact principles and Organisation for Economic Cooperation and Development (OECD) Guidelines for Multinational Enterprises)
- Table 1, PAI 14 (Exposure to controversial weapons)

Post-investment, the Sub-fund assesses performance on all mandatory PAI indicators on a regular basis. A detailed description of the incorporation of principal adverse impacts is available via Robeco's Principal Adverse Impact Statement published on the Robeco website (<https://www.robeco.com/files/docm/docu-principal-adverse-impact-statement-summary-entity-level.pdf>).

How are the sustainable investments aligned with the OECD Guidelines for Multinational Enterprises and the UN Guiding Principles on Business and Human Rights?

The sustainable investments are aligned with the OECD Guidelines for Multinational Enterprises and the UN Guiding Principles on Business and Human Rights via both Robeco's Exclusion Policy as well as the methodology of the benchmark provider.



Does this financial product consider principal adverse impacts on sustainability factors?

Yes, _____

Yes, the Sub-fund considers principal adverse impacts on sustainability factors as referred to in Annex I of the SFDR Delegated Act.

Pre-investment, the following principal adverse impacts on sustainability factors are considered via the applied normative and activity-based exclusions:

- Exposure to companies active in the fossil fuel sector (PAI 4, Table 1)
- Violations of the UN Global Compact Principles and Organisation for Economic Cooperation and Development (OECD) Guidelines for Multinational Enterprises (PAI 10, Table 1)
- Activities negatively affecting biodiversity-sensitive areas (PAI 7, Table 1). The consideration of this PAI is currently restricted to applying exclusions to palm oil producing companies and for any breaches to the UNGC, UNGP and OECD Guidelines for Multinational Enterprises in relation to biodiversity.
- Exposure to controversial weapons (anti-personnel mines, cluster munitions, chemical weapons (PAI 14, Table 1)

Via the carbon footprint performance target of the Sub-fund, the PAI on Carbon footprint (PAI 2, Table 1) is considered via the Paris-Aligned Benchmark.

Post-investment, the following principal adverse impacts on sustainability factors are taken into account via Robeco's entity engagement program:

- All indicators related to Climate and other environment-related indicators (PAI 1-9, Table 1)
- Violations of the UN Global Compact Principles and Organisation for Economic Cooperation and Development (OECD) Guidelines for Multinational Enterprises (PAI 10, Table 1)
- Activities negatively affecting biodiversity sensitive areas (PAI 7, Table 1). The consideration of this PAI is currently restricted to applying exclusions to palm oil producing companies and for any breaches to the UNGC, UNGP and OECD Guidelines for Multinational Enterprises in relation to biodiversity.
- In addition, based on a yearly review of Robeco's performance on all mandatory and selected voluntary indicators, holdings of the Sub-fund that cause adverse impact might be selected for engagement.

More information is available via Robeco's Principal Adverse Impact Statement, published on Robeco's website. The Sub-fund will periodically report how it has considered the principal adverse impacts of its investments in the Company's annual report, which will be made available each year on or before 30 April at the Sub-fund page highlighted in final section of this document.

No

Principal adverse impacts are the most significant negative impacts of investment decisions on sustainability factors relating to environmental, social and employee matters, respect for human rights, anti-corruption and anti-bribery matters.



What investment strategy does this financial product follow?

Robeco Climate Global High Yield Bonds is an actively managed fund that invests mainly in high yield corporate bonds all around the world. The selection of these bonds is based on fundamental analysis as described in the Investment policy strategy paragraph in Appendix I of this Prospectus. The strategy integrates sustainability indicators on a continuous basis as part of the bond selection process. Amongst others, the Sub-fund applies norms-based and activity-based exclusions, Robeco's good governance policy, Robeco's SDG framework and considers Principal Adverse Impacts in the investment process. More product-specific information can be found on our website and the links provided in the final question of this disclosure.

The investment strategy guides investment decisions based on factors such as investment objectives and risk tolerance.

What are the binding elements of the investment strategy used to select the investments to attain the sustainable investment objective?

The Sub-fund has the following binding elements:

1. The Sub-fund's weighted carbon footprint is better than the Paris-Aligned Benchmark.
2. The Sub-fund invests a minimum of 2% in green, social, sustainability, and/or sustainability-linked bonds.
3. The Sub-fund does not invest in activities that are excluded on the basis of Article 12 of the EU regulation Climate Transition Benchmarks, EU Paris-aligned Benchmarks and sustainability-related disclosures for benchmarks as applicable. In addition, the Sub-fund's portfolio complies with Robeco's Exclusion Policy (<https://www.robeco.com/files/docm/docu-exclusion-policy.pdf>), that is based on exclusion criteria with regards to products and business practices that Robeco believes are detrimental to society and incompatible with sustainable investment strategies. This means that the Sub-fund has 0% exposure to excluded securities, taking into account a grace period. Information with regards to the effects of the exclusions on the Sub-fund's universe can be found at <https://www.robeco.com/files/docm/docu-exclusion-list.pdf>.
4. The Sub-fund avoids investment in companies that are in breach of the ILO standards, UNGPs, UNGC or OECD Guidelines for Multinational Enterprises. Companies that breach the international norms will be excluded from the investment universe.

What is the policy to assess good governance practices of the investee companies?

Robeco has a Good Governance policy to assess governance practices of companies. The policy describes how Robeco determines if and when a company does not follow good governance practices and is therefore excluded from the initial investment universe for Article 8 and 9 products. Robeco's Good Governance policy applies to the Sub-fund and tests on a set of governance criteria that reflect widely recognized industry established norms and include topics as employee relations, management structure, tax compliance and remuneration.

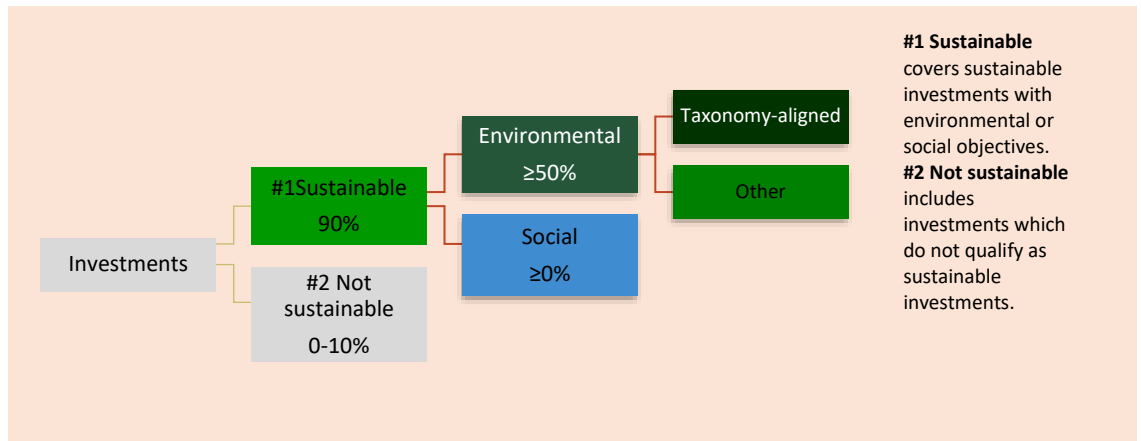
The Good Governance test consists of criteria on such topics that are examined for investee companies and further explained in Robeco's Good Governance policy <https://www.robeco.com/files/docm/docu-robeco-good-governance-policy.pdf>. Additionally, the companies that do not pass the good governance test are reflected in the exclusion list that can be accessed here - <https://www.robeco.com/files/docm/docu-exclusion-list.pdf>.

Good governance practices include sound management structures, employee relations, remuneration of staff and tax compliance.



What is the asset allocation and the minimum share of sustainable investments?

The Sub-fund plans to make a minimum of 90% sustainable investments, with a minimum portion of 50% sustainable investments with an environmental objective, measured by the by holdings that are part of the Paris-Aligned Benchmark. The investments in the category non-sustainable, estimated between 0-10%, are in cash and cash equivalents. The planned asset allocation is monitored continuously, and evaluated on a yearly basis.



How does the use of derivatives attain the sustainable investment objective?

The Sub-fund does not make use of derivatives to attain the sustainable objective promoted by the financial product. The Sub-fund may make use of derivatives for hedging as well as liquidity management. This includes the usage of derivatives to manage currency and duration exposures in a cost-effective manner. To that purpose exchange traded and over-the-counter derivatives linked to sovereign bonds (treasuries), interest rates, swap rates and currencies are permitted. Derivatives linked to corporate exposure are not allowed.

In case the Sub-fund uses derivatives, the underlying shall comply with the investment policy. Where relevant, minimum environmental or social safeguards are taken into account.

To what minimum extent are sustainable investments with an environmental objective aligned with the EU Taxonomy?

The Sub-fund commits to a minimum share of 0% of Taxonomy-aligned activities. The Sub-fund intends to contribute to all environmental objectives under the EU Taxonomy via the investments in Green Bonds. The Sub-fund intends to increase the minimum share of Taxonomy aligned activities for the Sub-fund, based on use of proceeds, once data availability in relation to the EU Taxonomy for Green bonds improves and stabilises.

The Sub-fund will report on Taxonomy-aligned investment in the periodic disclosures. In the future, once data-availability in relation to the EU Taxonomy will improve, Robeco might consider setting a target based on turnover or CAPEX. Robeco currently relies on third-party data in relation to the EU Taxonomy, including data in relation to companies that do not disclose on the EU Taxonomy alignment of their activities. EU Taxonomy-alignment data is not yet subject to a review by third parties. Given the current commitment, the expected level of alignment with and without sovereign bonds is the same.

Asset allocation describes the share of investments in specific assets.

Taxonomy-aligned activities are expressed as a share of:

- **turnover** reflecting the share of revenue from green activities of investee companies
- **capital expenditure** (CapEx) showing the green investments made by investee companies, e.g. for a transition to a green economy.
- **operational expenditure** (OpEx) reflecting green operational activities of investee companies.



To comply with the EU Taxonomy, the criteria for **fossil gas** include limitations on emissions and switching to fully renewable power or low-carbon fuels by the end of 2035. For **nuclear energy**, the criteria include comprehensive safety and waste management rules.

Enabling activities directly enable other activities to make a substantial contribution to an environmental objective.

Transitional activities are activities for which low-carbon alternatives are not yet available and among others have greenhouse gas emission levels corresponding to the best performance.

● **Does the financial product invest in fossil gas and/or nuclear energy related activities that comply with the EU Taxonomy⁸⁸?**

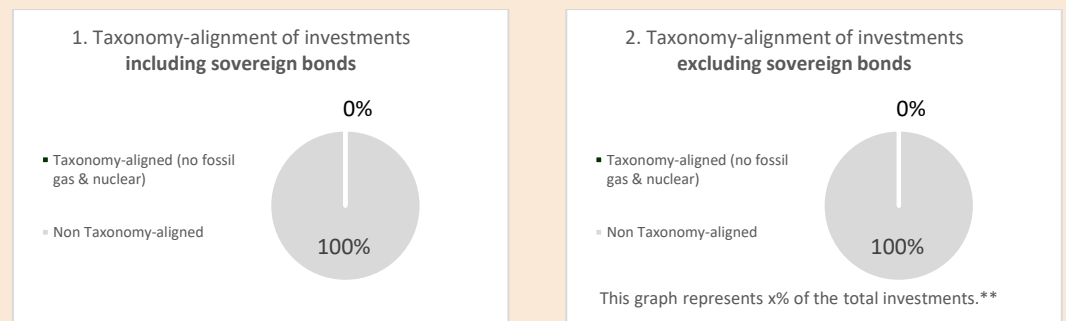
Yes:

In fossil gas

In nuclear energy

No

The two graphs below show in green the minimum percentage of investments that are aligned with the EU Taxonomy. As there is no appropriate methodology to determine the Taxonomy-alignment of sovereign bonds, the first graph shows the Taxonomy alignment in relation to all the investments of the financial product including sovereign bonds, while the second graph shows the Taxonomy alignment only in relation to the investments of the financial product other than sovereign bonds.*



* For the purpose of these graphs, 'sovereign bonds' consist of all sovereign exposures

** As the investments are not Taxonomy-aligned, the exclusion of sovereign bonds has no impact on the graph and therefore no such percentage is shown here.

● **What is the minimum share of investments in transitional and enabling activities?**

0%.



What is the minimum share of sustainable investments with an environmental objective that are not aligned with the EU Taxonomy?

The Sub-fund makes sustainable investments with environmental objectives that do not qualify as Taxonomy-aligned. The Sub-fund commit to a minimum share of sustainable investments of 50% with an environmental objective because the Sub-fund's investment strategy does have a specific environmental investment objective. The environmental objectives of the Sub-fund are attained by investing in companies with a low carbon footprint, in line with a low carbon scenario. However, some of these companies with a low carbon footprint may not be exposed to activities that are eligible under the EU Taxonomy.

In addition, Green Bonds may invest (part of) their use of proceeds in economic activities that do not qualify as environmentally sustainable under the EU Taxonomy, however the Sub-fund does not intend to set a minimum target. The sum of socially sustainable investments and sustainable

⁸⁸ Fossil gas and/or nuclear related activities will only comply with the EU Taxonomy where they contribute to limiting climate change ("climate change mitigation") and do not significantly harm any EU Taxonomy objective - see explanatory note in the left hand margin. The full criteria for fossil gas and nuclear energy economic activities that comply with the EU Taxonomy are laid down in Commission Delegated Regulation (EU) 2022/1214.

 are sustainable investments with an environmental objective that **do not take into account the criteria** for environmentally sustainable economic activities under the EU Taxonomy.



What is the minimum share of sustainable investments with a social objective?

Social, sustainability or sustainability-linked bonds may invest (part of) the proceeds in economic activities that contribute to a social objective. In addition, it could be possible that some companies contribute to social objectives either by being a part of the Paris-Aligned Benchmark or having a positive score via Robeco's SDG Framework.

While the sum of socially sustainable investments and sustainable investments with an environmental objective always adds up to the Sub-fund's minimum proportion of 90% sustainable investments, we do not commit to a minimum share of socially sustainable investments because the Sub-fund's investment strategy does not have a specific socially sustainable investment objective. Therefore, the minimum share of socially sustainable investments is 0%.



What investments are included under "#2 Not sustainable", what is their purpose and are there any minimum environmental or social safeguards?

The type of instruments included under "#2 Not Sustainable" and their purpose are outlined in Annex I of this Prospectus under the header 'Financial instruments and investment restrictions'. They include cash, cash equivalents, as well as investment funds and eligible asset classes (other than bonds and equities) that do not specifically promote E/S characteristics. As indicated above, the Sub-fund does not make use of derivatives to attain its sustainable objective. The Sub-fund may make use of derivatives for hedging and liquidity management. This includes the usage of derivatives to manage the duration around the benchmark duration and currency exposures in a cost-effective manner. For the management of currency exposure FX Forwards are allowed. Furthermore exchange traded and over-the-counter derivatives linked to sovereign bonds (treasuries), interest rates, swap rates and currencies are permitted. In case the Sub-fund uses derivatives, the underlying shall comply with the investment policy and the exposure through the use of derivatives must fit the investment universe of the Sub-fund. Where relevant, minimum environmental or social safeguards are taken into account by monitoring and applying Robeco's Exclusion Policy for the use of derivatives linked to sovereigns. Additionally, derivatives linked to corporate exposure are not allowed.



Is a specific index designated as a reference benchmark to meet the sustainable investment objective?

Yes, the Sub-fund follows the Solactive Global High Yield Corporate PAB Select Index as a reference index to meet the carbon footprint reduction objective of the Sub-fund and thereby keeping the maximum global temperature rise well-below 2°C.

Reference benchmarks are indexes to measure whether the financial product attains the sustainable investment objective.

How does the reference benchmark take into account sustainability factors in a way that is continuously aligned with the sustainable investment objective?

The reference index is aligned with the carbon reduction objective of the Sub-fund by applying a methodology with clearly defined rules for evaluating securities on their carbon footprint. The methodology of the reference index is designed in accordance with the requirements of point (d) of

Article 13 (1) of the Benchmark Regulation and of the Commission Delegated Regulation (EU) 2020/1817. This means that amongst others for the corporate bond part, the reference index is aligned with those criteria set out in Article 12 of the EU Climate Transition Benchmarks, EU Paris-aligned Benchmarks and sustainability-related disclosures for benchmarks. The Sub-fund also applies the aforementioned exclusion criteria, and the Sub-fund's overall weighted carbon footprint score in each of the government part and the corporate part is always equal to or better than the respective part of the Solactive Global High Yield Corporate PAB Select Index.

● ***How is the alignment of the investment strategy with the methodology of the index ensured on a continuous basis?***

The methodology of the reference index follows rebalancing rules on a monthly basis for index eligibility and rebalances on a six month basis for decarbonization, which ensures alignment with the investment strategy and objective of the Sub-fund. The index uses data sourced from Institutional Shareholder Services Inc for corporate issuers and from the Emissions Database for Global Atmospheric Research (EDGAR) for sovereign issuers.

The Sub-fund follows a rebalancing strategy which ensures that the carbon footprint of the Sub-fund is better than that of the reference index. This in turn ensures that the investment strategy of the Sub-fund aligns with the methodology of the reference index. The methodology of the reference index takes into account a decarbonization trajectory of at least 7% GHG intensity per annum along with specific sector or activity exclusions and including involvement in controversial weapons.

● ***How does the designated index differ from a relevant broad market index?***

The benchmark differs from a broad general market index in that the latter does not take into account in its methodology any criteria for alignment with the Paris Agreement on decarbonization and on greenhouse gas emission reduction and related exclusions.

● ***Where can the methodology used for the calculation of the designated index be found?***

The index methodology can be found on the relevant webpages by the index provider: <https://www.solactive.com/indices/>



Where can I find more product specific information online?

More product-specific information can be found on the website:

<https://www.robeco.com/en-int/products/funds>

- Robeco's PAI Statement can be accessed via the following link:
<https://www.robeco.com/files/docm/docu-principal-adverse-impact-statement-summary-entity-level.pdf>
- Robeco's Good Governance test can be accessed via the following link:
<https://www.robeco.com/files/docm/docu-robeco-good-governance-policy.pdf>
- Robeco's SDG framework:
<https://www.robeco.com/docm/docu-robeco-explanation-sdg-framework.pdf>
- Robeco's sustainability risk policy:
<https://www.robeco.com/files/docm/docu-robeco-sustainability-risk-policy.pdf>

q) Robeco High Income Green Bonds

Pre-contractual disclosure for the financial products referred to in Article 9, paragraphs 1 to 4a, of Regulation (EU) 2019/2088 and Article 5, first paragraph, of Regulation (EU) 2020/852

Product name: Robeco High Income Green Bonds

Legal entity identifier: 213800PLNWH9PVP39A71

Sustainable investment objective

Does this financial product have a sustainable investment objective?

Yes

 No

| | |
|--|--|
| <p><input checked="" type="checkbox"/> It will make a minimum of sustainable investments with an environmental objective: 80%</p> <ul style="list-style-type: none"> <input type="checkbox"/> in economic activities that qualify as environmentally sustainable under the EU Taxonomy <input checked="" type="checkbox"/> in economic activities that do not qualify as environmentally sustainable under the EU Taxonomy <p><input type="checkbox"/> It will make a minimum of sustainable investments with a social objective: ___%</p> | <p><input type="checkbox"/> It promotes Environmental/Social (E/S) characteristics and while it does not have as its objective a sustainable investment, it will have a minimum proportion of ___% of sustainable investments</p> <ul style="list-style-type: none"> <input type="checkbox"/> with an environmental objective in economic activities that qualify as environmentally sustainable under the EU Taxonomy <input type="checkbox"/> with an environmental objective in economic activities that do not qualify as environmentally sustainable under the EU Taxonomy <input type="checkbox"/> with a social objective <p><input type="checkbox"/> It promotes E/S characteristics, but will not make any sustainable investments</p> |
|--|--|

Sustainable investment means an investment in an economic activity that contributes to an environmental or social objective, provided that the investment does not significantly harm any environmental or social objective and that the investee companies follow good governance practices.

The **EU Taxonomy** is a classification system laid down in Regulation (EU) 2020/852, establishing a list of **environmentally sustainable economic activities**. That Regulation does not include a list of socially sustainable economic activities. Sustainable investments with an environmental objective might be aligned with the Taxonomy or not.



Sustainability indicators measure how the sustainable objectives of this financial product are attained.

What is the sustainable investment objective of this financial product?

The Sub-fund invests predominantly in Green Bonds, as well as in social, sustainability, and sustainability-linked bonds. With these investments, the Sub-fund finances investments that can contribute to environmental goals like:

- Climate change mitigation and adaptation,
- Sustainable use and protection of water and marine resources,
- Transition to a circular economy,
- Waste prevention and recycling,
- Pollution prevention, and
- Protection of healthy ecosystems.

There is no reference benchmark designated for the purpose of attaining the sustainable objectives promoted by the Sub-fund.

What sustainability indicators are used to measure the attainment of the sustainable investment objective of this financial product?

The Sub-fund has the following sustainability indicators:

1. The % of the Sub-fund invested in Green Bonds.
2. The % of investments in securities that are on Robeco's Exclusion list as result of the application of Robeco's Exclusion Policy.
3. The % of holdings that are in violation of the ILO standards, UNGPs, UNGC or OECD Guidelines for Multinational Enterprises.

How do sustainable investments not cause significant harm to any environmental or social sustainable investment objective?

The sustainable investments do no significant harm to any environmental or social sustainable investment objective by considering a principal adverse impact and aligning with the OECD Guidelines for Multinational Enterprises and the UN Guiding Principles on Business and Human Rights.

How have the indicators for adverse impacts on sustainability factors been taken into account?

For sustainable investments that are either Green, Social or Sustainable Bonds, significant harm is avoided by the application of Green Bonds Principles and their respective Bonds principles.

For a large share of Green, Social and Sustainable bonds, Robeco adds an extra assessment on sustainability factors by applying Robeco's Green Bond Framework or Social Bond Framework.

Via these frameworks, the following adverse impacts are directly considered:

- Table 1, PAI 10 (Violations of the UN Global Compact principles and Organisation for Economic Cooperation and Development (OECD) Guidelines for Multinational Enterprises)
- Table 1, PAI 14 (Exposure to controversial weapons)

For Green Bonds, there is no disclosures on GHG emissions. Yet, avoided emissions (scope 4 emissions) are considered. For Social bonds, Robeco considers board gender diversity (Table 1, PAI 13) depending on whether the use of proceeds of the social bond will tackle gender diversity issues.

Lastly, Robeco's SDG Framework is considered for the analysis of green, social, sustainability and sustainability-linked bonds. Robeco's SDG Framework assesses the contribution of companies to the Sustainable Development Goals (SDGs). Many PAI indicators are either directly or indirectly included

in the SDG Framework to determine whether a company has significant impacts on the SDGs related to the PAI indicators. A detailed description of the incorporation of Principal Adverse Impact is available via Robeco's Principal Adverse Impact Statement published on the Robeco website (<https://www.robeco.com/files/docm/docu-principal-adverse-impact-statement-summary-entity-level.pdf>).

How are the sustainable investments aligned with the OECD Guidelines for Multinational Enterprises and the UN Guiding Principles on Business and Human Rights?

The sustainable investments are aligned with the OECD Guidelines for Multinational Enterprises and the UN Guiding Principles on Business and Human Rights via Robeco's Exclusion Policy.



Does this financial product consider principal adverse impacts on sustainability factors?

Yes, _____

The Sub-fund considers principal adverse impacts on sustainability factors as referred to in Annex I of the SFDR Delegated Act.

Pre-investment, green, social and sustainable bonds are assessed via Robeco's Green Bond Framework and/ or Social Framework, as well as via Robeco's SDG Framework. These framework directly and indirectly assess PAI indicators

Robeco's SDG Framework assesses companies' positive and negative contributions to the Sustainable Development Goals (SDGs). Robeco's SDG Framework directly and/or indirectly screens companies on many of the topics considered by the PAI indicators.

Post-investment, the following principal adverse impacts on sustainability factors are taken into account via Robeco's entity engagement program:

- All indicators related to Climate and other environment-related indicators (PAI 1-13, Table 1)
- Violations of the UN Global Compact Principles and Organisation for Economic Cooperation and Development (OECD) Guidelines for Multinational Enterprises (PAI 10, Table 1). On an ongoing basis, the investment universe is scanned for controversial behavior in relation to the aforementioned principles and guidelines.
- In addition, based on a yearly review of Robeco's performance on all mandatory and selected voluntary indicators, holdings of the Sub-fund that cause adverse impact might be selected for engagement.

A detailed description of the incorporation of Principal Adverse Impact is available via Robeco's Principal Adverse Impact Statement published on the Robeco website.

No



What investment strategy does this financial product follow?

Robeco High Income Green Bonds is an actively managed sub-fund that invests in Green Bonds globally issued by corporates, governments, government-related agencies. The selection of these

Principal adverse impacts are the most significant negative impacts of investment decisions on sustainability factors relating to environmental, social and employee matters, respect for human rights, anti-corruption and anti-bribery matters.

The investment strategy guides investment decisions based on factors such as investment objectives and risk tolerance.

bonds is based on fundamental analysis as described in the Investment policy strategy paragraph in Appendix I of this Prospectus. Other bonds that can be invested in are either social bonds, sustainable bonds, and sustainability-linked bonds. The strategy integrates sustainability indicators on a continuous basis as part of the stock selection process. Amongst others, the Sub-fund applies norms-based and activity-based exclusions, Robeco's good governance policy, Robeco's SDG framework and considers Principal Adverse Impacts in the investment process. More product-specific information can be found on our website and the links provided in the final question of this disclosure.

What are the binding elements of the investment strategy used to select the investments to attain the sustainable investment objective?

The Sub-fund has the following binding elements:

1. The Sub-fund allocates a minimum 80% of the bond exposure ex government bonds in the Green Bonds based on external vendor data or the internally developed framework by Robeco.
2. The Sub-fund's portfolio complies with Robeco's Exclusion Policy (<https://www.robeco.com/files/docm/docu-exclusion-policy.pdf>), that is based on exclusion criteria with regards to products and business practices that Robeco believes are detrimental to society and incompatible with sustainable investment strategies, such as exposure to controversial behavior, controversial weapons, and fossil fuels. This means that the Sub-fund has 0% exposure to excluded securities, taking into account a grace period. Information with regards to the effects of the exclusions on the Sub-fund's universe can be found at <https://www.robeco.com/files/docm/docu-exclusion-list.pdf>.
3. The Sub-fund avoids investment in companies that are in breach of the ILO standards, UNGPs, UNGC or OECD Guidelines for Multinational Enterprises. Companies that breach these international norms will be excluded from the investment universe.

What is the policy to assess good governance practices of the investee companies?

Robeco has a Good Governance policy to assess governance practices of companies. The policy describes how Robeco determines if and when a company does not follow good governance practices and is therefore excluded from the initial investment universe for Article 8 and 9 products. Robeco's Good Governance policy applies to the Sub-fund and tests on a set of governance criteria that reflect widely recognized industry established norms and include topics as employee relations, management structure, tax compliance and remuneration.

The Good Governance test consists of criteria on such topics that are examined for investee companies and further explained in Robeco's Good Governance policy <https://www.robeco.com/files/docm/docu-robeco-good-governance-policy.pdf>. Additionally, the companies that do not pass the good governance test are reflected in the exclusion list that can be accessed here - <https://www.robeco.com/files/docm/docu-exclusion-list.pdf>.

What is the asset allocation and the minimum share of sustainable investments?

The Sub-fund plans to make a minimum of 90% sustainable investments, with a minimum portion of 80% sustainable investments with an environmental objective, defined as investments in green or sustainability bonds. The investments in the category non-sustainable, estimated between 0-10%, are in cash and cash equivalents. The planned asset allocation is monitored and evaluated on a yearly basis.

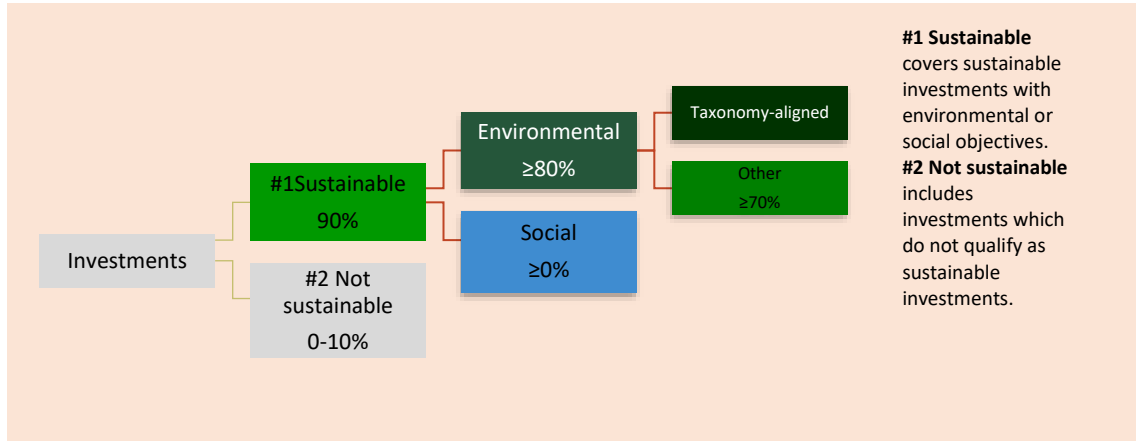
Good governance practices include sound management structures, employee relations, remuneration of staff and tax compliance.



Asset allocation describes the share of investments in specific assets.

Taxonomy-aligned activities are expressed as a share of:

- **turnover** reflecting the share of revenue from green activities of investee companies
- **capital expenditure** (CapEx) showing the green investments made by investee companies, e.g. for a transition to a green economy.
- **operational expenditure** (OpEx) reflecting green operational activities of investee companies.



#1 Sustainable covers sustainable investments with environmental or social objectives. **#2 Not sustainable** includes investments which do not qualify as sustainable investments.

● **How does the use of derivatives attain the sustainable investment objective?**

The Sub-fund does not make use of derivatives to attain its sustainable objective. The Sub-fund may make use of derivatives for hedging and liquidity management. This includes the usage of derivatives to manage the duration around the benchmark duration and currency exposures in a cost-effective manner. For the management of currency exposure FX Forwards are allowed. Furthermore exchange traded and over-the-counter derivatives linked to sovereign bonds (treasuries), interest rates, swap rates and currencies are permitted. In case the Sub-fund uses derivatives, the underlying shall comply with the investment policy and the exposure through the use of derivatives must fit the investment universe of the Sub-fund. Where relevant, minimum environmental or social safeguards are taken into account by monitoring and applying Robeco's Exclusion Policy for the use of derivatives linked to sovereigns. Additionally, derivatives linked to corporate exposure are not allowed.



To what minimum extent are sustainable investments with an environmental objective aligned with the EU Taxonomy?

The Sub-fund intends to contribute to all environmental objectives under the EU Taxonomy. The Sub-fund commits to a minimum share of 0% of Taxonomy-aligned activities. The Sub-fund intends to increase the minimum share of Taxonomy aligned activities for the Sub-fund, based on use of proceeds, once data availability in relation to the EU Taxonomy for Green Bonds improves and stabilizes.

The Sub-fund will report on Taxonomy-aligned investment in the periodic disclosures. Given the lack of data on the EU Taxonomy for Green Bonds in the market, Robeco relies on internal analysis for the time being. EU Taxonomy-alignment data is not yet subject to a review by third parties. The expected level of alignment with and without sovereign bonds can differ.

● **Does the financial product invest in fossil gas and/or nuclear energy related activities that comply with the EU Taxonomy⁸⁹?**

Yes:

In fossil gas In nuclear energy

No

To comply with the EU Taxonomy, the criteria for **fossil gas** include limitations on emissions and switching to fully renewable power

⁸⁹ Fossil gas and/or nuclear related activities will only comply with the EU Taxonomy where they contribute to limiting climate change ("climate change mitigation") and do not significantly harm any EU Taxonomy objective - see explanatory note in the left hand margin. The full criteria for fossil gas and nuclear energy economic activities that comply with the EU Taxonomy are laid down in Commission Delegated Regulation (EU) 2022/1214.

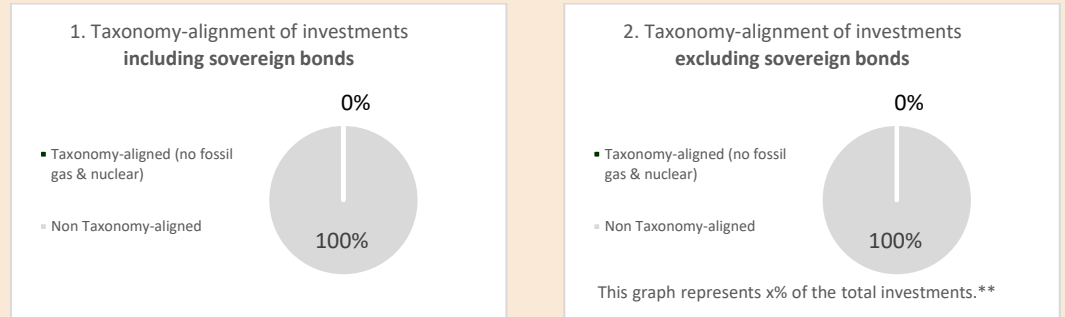
or low-carbon fuels by the end of 2035. For **nuclear energy**, the criteria include comprehensive safety and waste management rules.

Enabling activities directly enable other activities to make a substantial contribution to an environmental objective.


Transitional activities are activities for which low-carbon alternatives are not yet available and among others have greenhouse gas emission levels corresponding to the best performance.

 are sustainable investments with an environmental objective that **do not take into account the criteria** for environmentally sustainable economic activities under the EU Taxonomy.

The two graphs below show in green the minimum percentage of investments that are aligned with the EU Taxonomy. As there is no appropriate methodology to determine the Taxonomy-alignment of sovereign bonds, the first graph shows the Taxonomy alignment in relation to all the investments of the financial product including sovereign bonds, while the second graph shows the Taxonomy alignment only in relation to the investments of the financial product other than sovereign bonds.*



* For the purpose of these graphs, 'sovereign bonds' consist of all sovereign exposures
 ** As the investments are not Taxonomy-aligned, the exclusion of sovereign bonds has no impact on the graph and therefore no such percentage is shown here.

 **What is the minimum share of investments in transitional and enabling activities?**

0%.



What is the minimum share of sustainable investments with an environmental objective that are not aligned with the EU Taxonomy?

Green Bonds may invest (part of) their use of proceeds in economic activities that do not qualify as environmentally sustainable under the EU Taxonomy. The Sub-fund commits to a minimum share of sustainable investments of 80% with an environmental objective because the Sub-fund's investment strategy does have a specific environmental investment objective. The sum of sustainable investments with an environmental objective and socially sustainable investments always adds up to at least the Sub-fund's minimum proportion of sustainable investments.



What is the minimum share of sustainable investments with a social objective?

Social, sustainable or sustainability-linked bonds may invest (part of) their use of proceeds in economic activities that contribute to a social objective. We do not commit to a minimum share of socially sustainable investments because the Sub-fund's investment strategy does not have a specific social investment objective. The sum of socially sustainable investments and sustainable investments with an environmental objective will always add up to the Sub-fund's minimum proportion of 90% sustainable investments.



What investments are included under "#2 Not sustainable", what is their purpose and are there any minimum environmental or social safeguards?

The type of instruments included under "#2 Not Sustainable" and their purpose are outlined in Annex I of this Prospectus under the header 'Financial instruments and investment restrictions'. They include cash, cash equivalents, as well as investment funds and eligible asset classes (other than bonds and

equities) that do not specifically promote E/S characteristics. As indicated above, the Sub-fund does not make use of derivatives to attain its sustainable objective. The Sub-fund may make use of derivatives for hedging and liquidity management. This includes the usage of derivatives to manage the duration around the benchmark duration and currency exposures in a cost-effective manner. For the management of currency exposure FX Forwards are allowed. Furthermore exchange traded and over-the-counter derivatives linked to sovereign bonds (treasuries), interest rates, swap rates and currencies are permitted. In case the Sub-fund uses derivatives, the underlying shall comply with the investment policy and the exposure through the use of derivatives must fit the investment universe of the Sub-fund. Where relevant, minimum environmental or social safeguards are taken into account by monitoring and applying Robeco's Exclusion Policy for the use of derivatives linked to sovereigns. Additionally, derivatives linked to corporate exposure are not allowed.



Is a specific index designated as a reference benchmark to meet the sustainable investment objective?

No the Sub-fund does not designate a reference benchmark since an appropriate index is not available to solely capture the Green Bbonds and other use-of-proceeds bonds across the geography, investment segments as designed in the strategy. The sustainable objective of the Sub-fund is met by investing in Green Bonds which help finance/ re-finance projects that have environmental goals clearly highlighted in accordance with ICMA principles.

Reference benchmarks are indexes to measure whether the financial product attains the sustainable investment objective.



Where can I find more product specific information online?

More product-specific information can be found on the website:

<https://www.robeco.com/en-int/products/funds>

- Robeco's PAI Statement can be accessed via the following link:
<https://www.robeco.com/files/docm/docu-principal-adverse-impact-statement-summary-entity-level.pdf>
- Robeco's Good Governance test can be accessed via the following link:
<https://www.robeco.com/files/docm/docu-robeco-good-governance-policy.pdf>
- Robeco's SDG framework:
<https://www.robeco.com/docm/docu-robeco-explanation-sdg-framework.pdf>
- Robeco's sustainability risk policy:
<https://www.robeco.com/files/docm/docu-robeco-sustainability-risk-policy.pdf>

r) Robeco Sustainable Global Bonds

Pre-contractual disclosure for the financial products referred to in Article 8, paragraphs 1, 2 and 2a, of Regulation (EU) 2019/2088 and Article 6, first paragraph, of Regulation (EU) 2020/852

Product name: Robeco Sustainable Global Bonds

Legal entity identifier: 213800KHKSU4A3TFEX76

Environmental and/or social characteristics

Does this financial product have a sustainable investment objective?

Yes

No

- It will make a minimum of **sustainable investments with an environmental objective:** ___%
 - in economic activities that qualify as environmentally sustainable under the EU Taxonomy
 - in economic activities that do not qualify as environmentally sustainable under the EU Taxonomy

- It **promotes Environmental/Social (E/S) characteristics** and while it does not have as its objective a sustainable investment, it will have a minimum proportion of 40% of sustainable investments
 - with an environmental objective in economic activities that qualify as environmentally sustainable under the EU Taxonomy
 - with an environmental objective in economic activities that do not qualify as environmentally sustainable under the EU Taxonomy
 - with a social objective

- It will make a minimum of **sustainable investments with a social objective:** ___%

- It promotes E/S characteristics, but **will not make any sustainable investments**

Sustainable investment means an investment in an economic activity that contributes to an environmental or social objective, provided that the investment does not significantly harm any environmental or social objective and that the investee companies follow good governance practices.

The **EU Taxonomy** is a classification system laid down in Regulation (EU) 2020/852, establishing a list of **environmentally sustainable economic activities**. That Regulation does not include a list of socially sustainable economic activities. Sustainable investments with an environmental objective might be aligned with the Taxonomy or not.



What environmental and/or social characteristics are promoted by this financial product?

Sustainability indicators measure how the environmental or social characteristics promoted by the financial product are attained.

1. The Sub-fund promotes investment in green, social, sustainability and/or sustainability-linked bonds used to finance environmental and social projects.

The Sub-fund has the following E/S characteristics for investments in corporate bonds:

1. The Sub-fund promotes certain minimum environmental and social safeguards through applying exclusion criteria with regards to products and business practices that Robeco believes are detrimental to society and incompatible with sustainable investment strategies, such as exposure to controversial behavior, controversial weapons, and fossil fuels. Robeco deems investing in government bonds (federal or local) of countries where serious violations of human rights or a collapse of the governance structure take place as unsustainable. In addition, Robeco will follow applicable sanctions of the UN, EU or US to which it is subject and follows any mandatory (investment) restrictions deriving therefrom.
2. The Sub-fund promotes a contribution to the UN Sustainable Development Goals (SDGs).
3. The Sub-fund promotes having a lower carbon footprint than that of the general market index referred to in Appendix VI – Benchmarks (the "General Market Index").
4. The Sub-fund limits investing in companies with an elevated sustainability risk based on ESG risk scores whereas all such investments require separate approval of a dedicated committee that oversees that all investments are substantiated and eligible based on a fundamental review on the sustainability risk.
5. The Sub-fund promotes adherence to and conducting business activities in accordance with the United Nations Universal Declaration of Human Rights, the International Labor Organization's (ILO) labor standards, the United Nations Guiding Principles for Business and Human Rights (UNGPs), the United Nations Global Compact (UNGC) and the OECD Guidelines for Multinational Enterprises.

The Sub-fund has the following E/S characteristics for investments in government bonds:

1. The Sub-fund promotes certain minimum environmental and social safeguards through applying exclusion criteria with regards to products and business practices that Robeco believes are detrimental to society and incompatible with sustainable investment strategies, such as exposure to controversial behavior, controversial weapons, and fossil fuels. Robeco deems investing in government bonds (federal or local) of countries where serious violations of human rights or a collapse of the governance structure take place as unsustainable. In addition, Robeco will follow applicable sanctions of the UN, EU or US to which it is subject and follows any mandatory (investment) restrictions deriving therefrom.
2. The Sub-fund promotes investment in countries that perform well on the Robeco Country Sustainability Ranking by setting a minimum eligibility threshold. The Robeco Country Sustainability Ranking incorporates a wide range of factors such as aging, corruption, social unrest, political risks and environmental risks.
3. The Sub-fund promotes investment in countries with policies and institutional frameworks to prevent and combat corruption.
4. The Sub-fund promotes having a lower carbon footprint than that of the General Market Index.

There is no reference benchmark designated for the purpose of attaining the environmental or social characteristics promoted by the Sub-fund.

● **What sustainability indicators are used to measure the attainment of each of the environmental or social characteristics promoted by this financial product?**

1. The % of the Sub-fund invested in green, social, sustainability and/or sustainability-linked bonds.

The Sub-fund has the following sustainability indicators to measure the attainment of the E/S characteristics of the corporate bonds:

1. The % of investments in securities that are on Robeco's Exclusion list as result of the application of Robeco's Exclusion Policy.
2. The proportion of Sub-fund investments that hold a positive SDG score and the weighted average SDG score versus the General Market Index, the SDG score is based on the internally developed SDG Framework.
3. The Sub-fund's weighted corporate carbon footprint versus the footprint of the General Market Index.
4. The % of holdings with an elevated sustainability risk profile.
5. The number of companies that are in violation of the ILO standards, UNGPs, UNGC or OECD Guidelines for Multinational Enterprises.

The Sub-fund has the following sustainability indicators to measure the attainment of the E/S characteristics of the government bonds:

1. The % of investments in securities that are on Robeco's Exclusion list as result of the application of the Exclusion policy.
2. The minimum absolute and weighted average score on Robeco's Country Sustainable Ranking
3. The % of investments excluded from the WGI Control of Corruption ranking.
4. The Sub-fund's weighted government carbon footprint versus the footprint of the General Market Index.

● **What are the objectives of the sustainable investments that the financial product partially intends to make and how does the sustainable investment contribute to such objectives?**

A portion of the sustainable investments are green, social, sustainability and sustainability-linked bonds, and therefore contribute to the environmental objectives under EU Taxonomy. The portion of corporate sustainable investments aim to contribute to the UN Sustainable Development Goals ("SDGs"), that have both social and environmental objectives. These are 17 goals that are globally recognised and include environmental goals such as climate action, clean water, life on land and water and social goals such as zero hunger, gender equality, education, etc. Robeco has developed a proprietary framework based on the UN SDGs through which an issuer's contribution to such SDGs is determined through a 3-step process. This process starts with a sector baseline on which a company's products are analysed to examine contribution to the society and environment. Further, the operational processes involved in creating such products is checked along with any controversies/litigation claims and remediation actions taken which are perused before a final SDG score is determined. The final score ranges between high negative (-3) to high positive (+3) and only those issuers which achieve positive SDG scores (+1, +2 and, +3) are regarded as Sustainable Investments.

● **How do the sustainable investments that the financial product partially intends to make, not cause significant harm to any environmental or social sustainable investment objective?**

For sustainable investments that are either green, social or sustainability bonds, significant harm is avoided by the application of the Robeco's green, social or sustainability bond eligibility frameworks.

For corporate investments, Robeco's SDG Framework is considered for the analysis of sustainable investments determined by positive scores on this framework. Robeco's SDG Framework assesses the contribution of companies to the Sustainable Development Goals (SDGs). Many PAI indicators are either directly or indirectly included in the SDG Framework to determine whether a company has significant

impacts on the SDGs related to the PAI indicators. A detailed description of the incorporation of principal adverse impacts is available via Robeco's Principal Adverse Impact Statement published on the Robeco website

How have the indicators for adverse impacts on sustainability factors been taken into account?

For sustainable investments that are either green, social or sustainability bonds, significant harm is avoided by the application of the Robeco's green, social or sustainability bond eligibility framework. As a result, the following adverse impacts are taken into account:

- Table 1, PAI 15 (GHG intensity)
- Table 1, PAI 16 (Investee countries subject to social violations)
- Table 2, PAI 17 (Share of bonds not certified as green under a future EU act setting up an EU Green Bond Standard)

For Corporates, Robeco's SDG Framework is considered for the analysis of sustainable investments determined by positive scores on this framework. Robeco's SDG Framework assesses the contribution of companies to the Sustainable Development Goals (SDGs). Many PAI indicators are either directly or indirectly included in the SDG Framework to determine whether a company has significant impacts on the SDGs related to the PAI indicators. A detailed description of the incorporation of principal adverse impacts is available via Robeco's Principal Adverse Impact Statement published on the Robeco website (<https://www.robeco.com/files/docm/docu-principal-adverse-impact-statement-summary-entity-level.pdf>).

How are the sustainable investments aligned with the OECD Guidelines for Multinational Enterprises and the UN Guiding Principles on Business and Human Rights? Details:

For the corporate investments, the sustainable investments are aligned with the OECD Guidelines for Multinational Enterprises and the UN Guiding Principles on Business and Human Rights via Robeco's Exclusion Policy.

Robeco's Exclusion Policy includes an explanation of how Robeco acts in accordance with the International Labor Organization (ILO) standards, United Nations Guiding Principles (UNGPs), United Nations Global Compact (UNGC) Principles and the Organization for Economic Co-operation and Development (OECD) Guidelines for Multinational Enterprises and is guided by these international treaties to assess the behavior of companies. Robeco continuously screens its investments for breaches of these principles. In case of a breach, the company will be excluded or engaged with, and is not considered a sustainable investment.

Robeco's SDG Framework screens for breaches on these principles in the final step of the framework. In this step, Robeco checks whether the company concerned has been involved in any controversies. Involvement in any controversy will result in a negative SDG score for the company, meaning it is not a sustainable investment.

To sovereigns and supranationals, the OECD Guidelines for Multinational Enterprises and the UN Guiding Principles on Business and Human Rights are not applicable.

The EU Taxonomy sets out a "do not significant harm" principle by which Taxonomy-aligned investments should not significantly harm EU Taxonomy objectives and is accompanied by specific EU criteria.

The "do no significant harm" principle applies only to those investments underlying the financial product that take into account the EU criteria for environmentally sustainable economic activities. The investments underlying the remaining portion of this financial product do not take into account the EU criteria for environmentally sustainable economic activities.

Any other sustainable investments must also not significantly harm any environmental or social objectives.



Does this financial product consider principal adverse impacts on sustainability factors?

Yes, _____

The Sub-fund considers principal adverse impacts on sustainability factors as referred to in Annex I of the SFDR Delegated Act.

Pre-investment, the following principal adverse impacts on sustainability factors are considered:

As part of Robeco's Country Sustainability ranking, used for the fundamental analysis of bonds, the following PAIs are considered:

- Table 1, PAI 15 (GHG intensity)
- Table 1, PAI 16 (Investee countries subject to social violations)

In addition, the Sub-fund has E/S promoting characteristics in relation to:

- Table 2, PAI 17 (Share of bonds not certified as green under a future EU act setting up an EU Green Bond Standard)
- Tabel 3, PAI 21 (Control of Corruption)

Post-investment, the following principal adverse impacts on sustainability factors are taken into account:

- Table 1, PAI 15 (GHG intensity), via Robeco's engagement program

More information is available via Robeco's Principal Adverse Impact Statement, published on Robeco's website. The Sub-fund will periodically report how it has considered the principal adverse impacts of its investments in the Company's annual report, which will be made available each year on or before 30 April at the Sub-fund page highlighted in final section of this document.

No

What investment strategy does this financial product follow?

Robeco Global Bonds is an actively managed fund that invests globally in bonds and other marketable debt securities and instruments issued or guaranteed by OECD member states and by companies based



Principal adverse impacts are the most significant negative impacts of investment decisions on sustainability factors relating to environmental, social and employee matters, respect for human rights, anti-corruption and anti-bribery matters.

The investment strategy guides investment decisions based on factors such as investment objectives and risk tolerance.

in OECD countries. The Sub-fund also has the flexibility to invest in Emerging Debt. The selection of these bonds is based on fundamental analysis as described in the Investment policy strategy paragraph in Appendix I of this Prospectus. The strategy integrates sustainability indicators on a continuous basis as part of the bond selection process. Amongst others, the Sub-fund applies norms-based, activity-based and country-based exclusions, Robeco's good governance policy, Robeco's SDG framework and considers Principal Adverse Impacts in the investment process. More product-specific information can be found on our website and the links provided in the final question of this disclosure.

● ***What are the binding elements of the investment strategy used to select the investments to attain each of the environmental or social characteristics promoted by this financial product?***

1. The Sub-fund invests a minimum of 20% in green, social, sustainability, and/or sustainability-linked bonds

The Sub-fund has the following binding elements to attain the E/S characteristics for the corporate bonds:

1. The Sub-fund does not invest in activities that are excluded on the basis of Article 12 of the EU regulation Climate Transition Benchmarks, EU Paris-aligned Benchmarks and sustainability-related disclosures for benchmarks as applicable. In addition, the Sub-fund's portfolio complies with Robeco's Exclusion Policy (<https://www.robeco.com/files/docm/docu-exclusion-policy.pdf>), that is based on exclusion criteria with regards to products and business practices that Robeco believes are detrimental to society and incompatible with sustainable investment strategies. This means that the Sub-fund has 0% exposure to excluded securities, taking into account a grace period. Information with regards to the effects of the exclusions on the Sub-fund's universe can be found at <https://www.robeco.com/files/docm/docu-exclusion-list.pdf>.
2. The Sub-fund's investments consist of a minimum of 30% of corporate and government related bonds, including the EU, that have a SDG rating of 1 or higher and the average corporate SDG rating is better than the average corporate SDG of the General Market Index.
3. The Corporate carbon footprint is better than the weighted average footprint of the General Market Index.
4. Investments with an elevated sustainability risk are defined by Robeco as companies with an ESG Risk Rating of 40 and higher (the ESG Risk Rating is explained in the sustainability risk policy which can be accessed via <https://www.robeco.com/files/docm/docu-robeco-sustainability-risk-policy.pdf>). The Sub-fund is limited to a maximum exposure of 3% to investments with an elevated sustainability risk, based on the market weight in the portfolio taking into account regional differences and benchmark. Each investment with an ESG Risk rating of higher than 40 requires separate approval by a dedicated committee of sustainable investment specialists, compliance and risk management that oversees the bottom-up sustainability analysis.
5. The Sub-fund avoids investment in companies that are in breach of the ILO standards, UNGPs, UNGC or OECD Guidelines for Multinational Enterprises. Companies that breach these international norms will be excluded from the investment universe.

The Sub-fund has the following binding elements to attain the E/S characteristics for the government bonds:

1. The Sub-fund's portfolio complies with Robeco's Exclusion Policy (<https://www.robeco.com/files/docm/docu-exclusion-policy.pdf>) that is based on exclusion criteria that Robeco believes are detrimental to society and incompatible with sustainable investment strategies, such as exposure to controversial behavior, controversial weapons, and fossil fuels. This means that the Sub-fund has 0% exposure to excluded securities, taking into account a grace period. Information with regards to the effects of the exclusions on the Sub-fund's universe can be found at <https://www.robeco.com/files/docm/docu-exclusion-list.pdf>.

2. The Sub-fund's portfolio has a minimum score of 4.5 on the Robeco Country Sustainability Ranking and the weighted average score is better than the weighted average score of the General Market Index.
3. The Sub-fund excludes sovereign bonds issued by the bottom 15% of the WGI Control of Corruption ranking.
4. The Sub-fund's weighted government carbon footprint versus the footprint of the General Market Index.

● **What is the committed minimum rate to reduce the scope of the investments considered prior to the application of that investment strategy?**

The Sub-fund does not commit to a minimum rate to reduce the scope of investments prior to the application of the investment strategy.

● **What is the policy to assess good governance practices of the investee companies?**

Robeco has a Good Governance policy to assess governance practices of companies. The policy describes how Robeco determines if and when a company does not follow good governance practices and is therefore excluded from the initial investment universe for Article 8 and 9 products. Robeco's Good Governance policy applies to the Sub-fund and tests on a set of governance criteria that reflect widely recognized industry-established norms and include topics as employee relations, management structure, tax compliance and remuneration.

The Good Governance test consists of criteria on such topics that are examined for investee companies and further explained in Robeco's Good Governance policy <https://www.robeco.com/files/docm/docu-robeco-good-governance-policy.pdf>. Additionally, the companies that do not pass the good governance test are reflected in the exclusion list that can be accessed here - <https://www.robeco.com/files/docm/docu-exclusion-list.pdf>.

Good governance practices include sound management structures, employee relations, remuneration of staff and tax compliance.



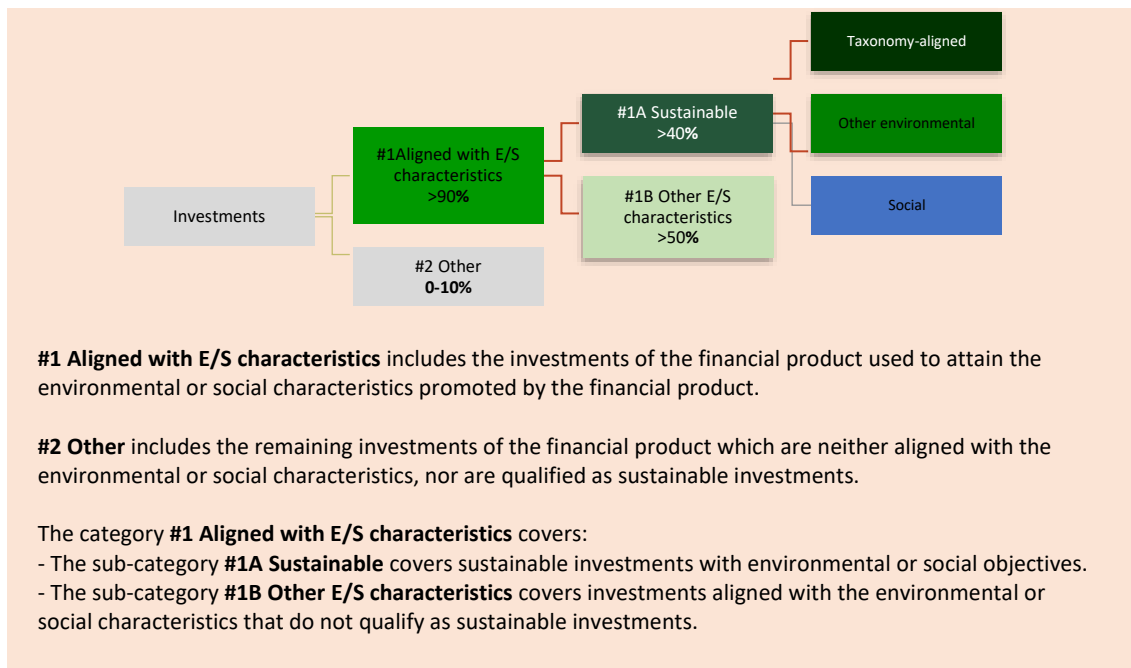
What is the asset allocation planned for this financial product?

At least 90% of the investments are aligned with the E/S characteristics of the Sub-fund. The Sub-fund plans to make a minimum of 40% sustainable investments, measured by either being positive scores via Robeco's SDG Framework or investments in green, social, sustainability or sustainability-linked bonds. The Sub-fund does not specifically target a minimum percentage of its sustainable investments with a social objective but it cannot be ruled out that sustainable investments may include those with a social objective. The investments in the category Other, estimated between 0-10%, are mostly in cash, cash equivalents and derivatives as further described below. The planned asset allocation is monitored continuously, and evaluated on a yearly basis.

Asset allocation describes the share of investments in specific assets.

Taxonomy-aligned activities are expressed as a share of:

- **turnover** reflecting the share of revenue from green activities of investee companies
- **capital expenditure** (CapEx) showing the green investments made by investee companies, e.g. for a transition to a green economy.
- **operational expenditure** (OpEx) reflecting green operational activities of investee companies.



● **How does the use of derivatives attain the environmental or social characteristics promoted by the financial product?**

The Sub-fund does not make use of derivatives to attain the environmental or social characteristics promoted by the financial product. The Sub-fund may make use of derivatives for hedging, liquidity management and efficient portfolio management as well as investment purposes in the global fixed income, money market, interest rates and currency markets. In case the Sub-fund uses derivatives, the underlying shall comply with the investment policy of the Sub-fund. Where relevant, minimum environmental or social safeguards are taken into account as described below.



● **To what minimum extent are sustainable investments with an environmental objective aligned with the EU Taxonomy?**

0%. The Sub-fund intends to contribute to all environmental objectives under the EU Taxonomy via the investments in Green Bonds. The Sub-fund commits to a minimum share of 0% of Taxonomy-aligned activities. The Sub-fund intends to increase the minimum share of Taxonomy aligned activities for the Sub-fund, based on use of proceeds, once data availability in relation to the EU Taxonomy for Green bonds improves and stabilises.

The Sub-fund will report on Taxonomy-aligned investment in the periodic disclosures. Given the lack of data on the EU Taxonomy for Green bonds in the market, Robeco relies on internal analysis for the time being. EU Taxonomy-alignment data is not yet subject to a review by third parties. The expected level of alignment with and without sovereign bonds is the same.

To comply with the EU Taxonomy, the criteria for **fossil gas** include limitations on emissions and

● **Does the financial product invest in fossil gas and/or nuclear energy related activities that comply with the EU Taxonomy⁹⁰?**

Yes

In fossil gas In nuclear energy

No

⁹⁰ Fossil gas and/or nuclear related activities will only comply with the EU Taxonomy where they contribute to limiting climate change ("climate change mitigation") and do not significantly harm any EU Taxonomy objective - see explanatory note in the left hand margin. The full criteria for fossil gas and nuclear energy economic activities that comply with the EU Taxonomy are laid down in Commission Delegated Regulation (EU) 2022/1214.

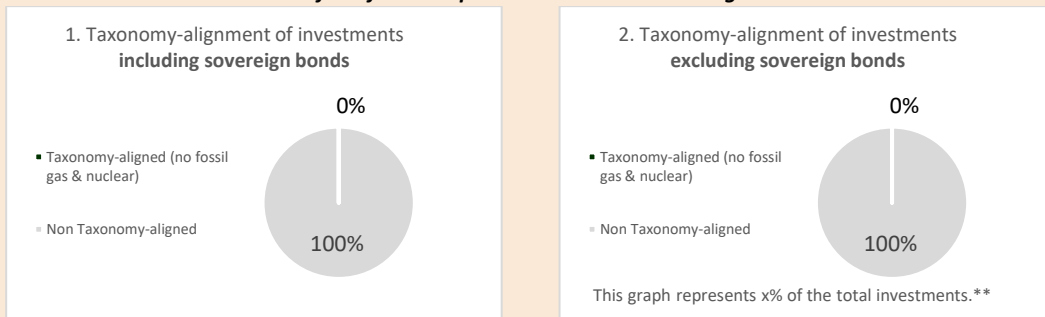
switching to renewable power or low-carbon fuels by the end of 2035. For nuclear energy, the criteria include comprehensive safety and waste management rules.

Enabling activities directly enable other activities to make a substantial contribution to an environmental objective.

Transitional activities are activities for which low-carbon alternatives are not yet available and among others have greenhouse gas emission levels corresponding to the best performance.

 are sustainable investments with an environmental objective that **do not take into account the criteria** for environmentally sustainable economic activities under the EU Taxonomy.

The two graphs below show in green the minimum percentage of investments that are aligned with the EU Taxonomy. As there is no appropriate methodology to determine the Taxonomy-alignment of sovereign bonds, the first graph shows the Taxonomy alignment in relation to all the investments of the financial product including sovereign bonds, while the second graph shows the Taxonomy alignment only in relation to the investments of the financial product other than sovereign bonds.*



* For the purpose of these graphs, 'sovereign bonds' consist of all sovereign exposures

** As the investments are not Taxonomy-aligned, the exclusion of sovereign bonds has no impact on the graph and therefore no such percentage is shown here.

● **What is the minimum share of investments in transitional and enabling activities?**

0%.



What is the minimum share of sustainable investments with an environmental objective that are not aligned with the EU Taxonomy?

Green Bonds may invest (part of) their use of proceeds in economic activities that do not qualify as environmentally sustainable under the EU Taxonomy, however the Sub-fund does not intend to set a minimum target.

While the sum of sustainable investments with an environmental objective and socially sustainable investments always adds up to the Sub-fund's minimum proportion of 40% sustainable investments, we do not commit to a minimum share of sustainable investments with an environmental objective because the Sub-fund's investment strategy does not have a specific environmental investment objective. Therefore, the minimum share of sustainable investments with an environmental objective is 0%.



What is the minimum share of socially sustainable investments?

Social, sustainable or sustainability-linked bonds may invest (part of) their use of proceeds in economic activities that contribute to a social objective, however the Sub-fund does not intend to set a minimum target. While the sum of socially sustainable investments and sustainable investments with an environmental objective always adds up to the Sub-fund's minimum proportion of 40% sustainable investments, we do not commit to a minimum share of socially sustainable investments because the Sub-fund's investment strategy does not have a specific socially sustainable investment objective. Therefore, the minimum share of socially sustainable investments is 0%.



What investments are included under "#2 Other", what is their purpose and are there any minimum environmental or social safeguards?

The type of instruments included under "#2 Other" and their purpose are outlined in Annex I of this Prospectus under the header 'Financial instruments and investment restrictions'. They include cash, cash equivalents, as well as investment funds and eligible asset classes (other than bonds and equities) that do not specifically promote E/S characteristics. As indicated above, the Sub-fund does not make use of derivatives to attain the environmental or social characteristics promoted. The Sub-fund may make use of derivatives, which thus always fall under the category "#2 Other", for hedging, liquidity management

and efficient portfolio management as well as investment purposes. Exchange traded and over-the-counter derivatives are permitted, including but not limited to futures, swaps, options and currency forwards. In case the Sub-fund uses derivatives, the underlying shall comply with the investment policy. Where relevant, minimum environmental or social safeguards are taken into account, by, for example, applying Robeco's Exclusion Policy for any single security derivative.



Is a specific index designated as a reference benchmark to determine whether this financial product is aligned with the environmental and/or social characteristics that it promotes?

Not applicable.

Reference benchmarks are indexes to measure whether the financial product attains the environmental or social characteristics that they promote.



Where can I find more product specific information online?

More product-specific information can be found on the website:

<https://www.robeco.com/en-int/products/funds>

- Robeco's PAI Statement can be accessed via the following link:
<https://www.robeco.com/files/docm/docu-principal-adverse-impact-statement-summary-entity-level.pdf>
- Robeco's Good Governance test can be accessed via the following link:
<https://www.robeco.com/files/docm/docu-robeco-good-governance-policy.pdf>
- Robeco's SDG framework:
<https://www.robeco.com/docm/docu-robeco-explanation-sdg-framework.pdf>
- Robeco's sustainability risk policy:
<https://www.robeco.com/files/docm/docu-robeco-sustainability-risk-policy.pdf>

s) Robeco QI Global Dynamic Duration

Pre-contractual disclosure for the financial products referred to in Article 8, paragraphs 1, 2 and 2a, of Regulation (EU) 2019/2088 and Article 6, first paragraph, of Regulation (EU) 2020/852

Product name: Robeco QI Global Dynamic Duration

Legal entity identifier: 213800O6XS66TUE3KZ90

Environmental and/or social characteristics

Does this financial product have a sustainable investment objective?

Yes **No**

It will make a minimum of **sustainable investments with an environmental objective:** ___%

- in economic activities that qualify as environmentally sustainable under the EU Taxonomy
- in economic activities that do not qualify as environmentally sustainable under the EU Taxonomy

It will make a minimum of **sustainable investments with a social objective:** ___%

It **promotes Environmental/Social (E/S) characteristics** and while it does not have as its objective a sustainable investment, it will have a minimum proportion of ___% of sustainable investments

- with an environmental objective in economic activities that qualify as environmentally sustainable under the EU Taxonomy
- with an environmental objective in economic activities that do not qualify as environmentally sustainable under the EU Taxonomy
- with a social objective

It promotes E/S characteristics, but **will not make any sustainable investments**



What environmental and/or social characteristics are promoted by this financial product?

The Sub-fund has the following E/S characteristics:

1. The Sub-fund promotes certain minimum environmental and social safeguards through applying exclusion criteria with regards to products and business practices that Robeco believes are detrimental to society and incompatible with sustainable investment strategies, such as exposure to controversial behavior, controversial weapons, and fossil fuels. Robeco deems investing in government bonds (federal or local) of countries where serious violations of human rights or a collapse of the governance structure take place as unsustainable. In addition, Robeco will follow

Sustainable investment means an investment in an economic activity that contributes to an environmental or social objective, provided that the investment does not significantly harm any environmental or social objective and that the investee companies follow good governance practices.

The **EU Taxonomy** is a classification system laid down in Regulation (EU) 2020/852, establishing a list of **environmentally sustainable economic activities**. That Regulation does not include a list of socially sustainable economic activities. Sustainable investments with an environmental objective might be aligned with the Taxonomy or not.

Sustainability indicators measure how the environmental or social characteristics promoted by the financial product are attained.

applicable sanctions of the UN, EU or US to which it is subject and follows any mandatory (investment) restrictions deriving therefrom.

2. The Sub-fund promotes investment in countries that perform well on the Robeco Country Sustainability Ranking. The Robeco Country Sustainability Ranking incorporates around 50 ESG factors such as aging, corruption, social unrest, political risks and environmental risks.
3. The Sub-fund has a lower carbon footprint than the General Market Index (i.e. JPM GBI Global Index IG).

There is no reference benchmark designated for the purpose of attaining the environmental or social characteristics promoted by the Sub-fund.

● ***What sustainability indicators are used to measure the attainment of each of the environmental or social characteristics promoted by this financial product?***

The Sub-fund has the following sustainability indicators:

1. The % of investments in securities that are on Robeco's Exclusion list as result of the application of Robeco's Exclusion Policy.
2. The Sub-fund's portfolio has a better average ESG score on Robeco's Country Sustainability Ranking as compared to the General Market Index
3. The weighted carbon emissions per capita as compared to the General Market Index.

● ***What are the objectives of the sustainable investments that the financial product partially intends to make and how does the sustainable investment contribute to such objectives?***

The Sub-fund does not intend to make investments considered as sustainable investments as defined under the SFDR Regulation (EU) 2019/2088.

● ***How do the sustainable investments that the financial product partially intends to make, not cause significant harm to any environmental or social sustainable investment objective?***

The Sub-fund does not intend to make investments considered as sustainable investments as defined under the SFDR Regulation (EU) 2019/2088.

The EU Taxonomy sets out a "do not significant harm" principle by which Taxonomy-aligned investments should not significantly harm EU Taxonomy objectives and is accompanied by specific EU criteria.

The "do no significant harm" principle applies only to those investments underlying the financial product that take into account the EU criteria for environmentally sustainable economic activities. The investments underlying the remaining portion of this financial product do not take into account the EU criteria for environmentally sustainable economic activities.

Any other sustainable investments must also not significantly harm any environmental or social objectives.



Does this financial product consider principal adverse impacts on sustainability factors?

Yes, _____

The Sub-fund considers principal adverse impacts on sustainability factors as referred to in Annex I of the SFDR Delegated Act.

Pre-investment, the following principal adverse impacts on sustainability factors are considered:

As part of Robeco's Country Sustainability ranking, used for the fundamental analysis of bonds, the following PAIs are considered:

- Table 1, PAI 15 (GHG intensity)
- Table 1, PAI 16 (Investee countries subject to social violations)

In addition, the Sub-fund has E/S promoting characteristics in relation to:

- Table 2, PAI 17 (Share of bonds that do not classify as Green Bonds)
- Table 3, PAI 21 (Control of Corruption)

Post-investment, the following principal adverse impacts on sustainability factors are taken into account:

- Table 1, PAI 15 (GHG intensity), via Robeco's engagement program

More information is available via Robeco's Principal Adverse Impact Statement, published on Robeco's website. The Sub-fund will periodically report how it has considered the principal adverse impacts of its investments in the Company's annual report, which will be made available each year on or before 30 April at the Sub-fund page highlighted in final section of this document.

No

Principal adverse impacts are the most significant negative impacts of investment decisions on sustainability factors relating to environmental, social and employee matters, respect for human rights, anti-corruption and anti-bribery matters.



What investment strategy does this financial product follow?

Robeco QI Global Dynamic Duration is an actively managed Sub-fund that invests worldwide in government bonds with investment grade quality. The selection of these bonds is based on quantitative model as described in the Investment policy strategy paragraph in Appendix I of this Prospectus. The strategy integrates sustainability indicators on a continuous basis as part of the bond selection process. Amongst others, the Sub-fund applies norms-based, activity-based and regional exclusions, Robeco's good governance policy, Robeco's SDG framework and considers Principal Adverse Impacts in the investment process. More product-specific information can be found on our website and the links provided in the final question of this disclosure.

The investment strategy guides investment decisions based on factors such as investment objectives and risk tolerance.

What are the binding elements of the investment strategy used to select the investments to attain each of the environmental or social characteristics promoted by this financial product?

The Sub-fund has the following binding elements:

1. The Sub-fund's portfolio complies with Robeco's Exclusion Policy (<https://www.robeco.com/files/docm/docu-exclusion-policy.pdf>) that is based on exclusion criteria that Robeco believes are detrimental to society and incompatible with sustainable investment strategies, such as exposure to controversial behavior, controversial weapons, and fossil

fuels. This means that the Sub-fund has 0% exposure to excluded securities, taking into account a grace period. Information with regards to the effects of the exclusions on the Sub-fund's universe can be found at <https://www.robeco.com/files/docm/docu-exclusion-list.pdf>.

2. The Sub-fund's weighted average Robeco Country Sustainability Ranking score is better than that of the General Market Index.
3. The Sub-fund's weighted carbon emissions per capita is better than that of the General Market Index.

What is the committed minimum rate to reduce the scope of the investments considered prior to the application of that investment strategy?

The Sub-fund does not commit to a minimum rate to reduce the scope of investments prior to the application of the investment strategy.

What is the policy to assess good governance practices of the investee companies?

The Sub-fund invests in government bonds, to which Robeco's Good Governance policy is not applicable. Robeco does have a Good Governance policy to assess governance practices of companies. The policy describes how Robeco determines if and when a company does not follow good governance practices and is therefore excluded from the initial investment universe for Article 8 and 9 products.

Good governance practices include sound management structures, employee relations, remuneration of staff and tax compliance.



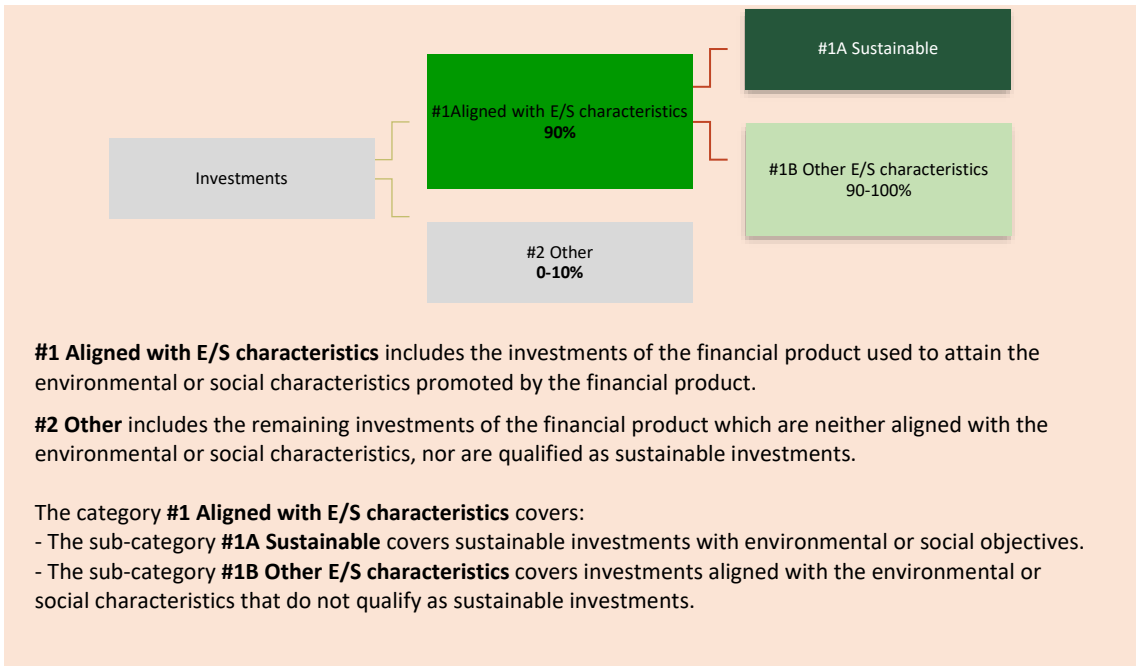
What is the asset allocation planned for this financial product?

At least 90% of the investments are aligned with the E/S characteristics of the Sub-fund. The Sub-fund does not plan to make sustainable investments, measured by either being positive scores via Robeco's SDG Framework or investments in green, social, sustainability or sustainability-linked bonds. The investments in the category Other, estimated between 0-10%, are mostly in cash, cash equivalents and derivatives as further described below. The planned asset allocation is monitored continuously, and evaluated on a yearly basis.

Asset allocation describes the share of investments in specific assets.

Taxonomy-aligned activities are expressed as a share of:

- **turnover** reflecting the share of revenue from green activities of investee companies
- **capital expenditure** (CapEx) showing the green investments made by investee companies, e.g. for a transition to a green economy.
- **operational expenditure** (OpEx) reflecting green operational activities of investee companies.



● **How does the use of derivatives attain the environmental or social characteristics promoted by the financial product?**

The Sub-fund does not make use of derivatives to attain the environmental or social characteristics promoted by the financial product. The Sub-fund may make use of derivatives for hedging, liquidity management and efficient portfolio management as well as investment purposes. In case the Sub-fund uses derivatives, the underlying shall comply with the investment policy of the Sub-fund. Where relevant, minimum environmental or social safeguards are taken into account as described below.



To what minimum extent are sustainable investments with an environmental objective aligned with the EU Taxonomy?

0%. The Sub-fund intends to contribute to all 6 environmental objectives under the EU Taxonomy via the investments in Green Bonds. The Sub-fund commits to a minimum share of 0% of Taxonomy-aligned activities. The Sub-fund intends to increase the minimum share of Taxonomy aligned activities for the Sub-fund once data availability in relation to the EU Taxonomy for Green Bonds improves and stabilises.

The Sub-fund will report on Taxonomy-aligned investment in the periodic disclosures, based on use of proceeds for Green Bonds. For investments in corporate bonds, the Sub-fund will report on turnover. Given the lack of data on the EU Taxonomy for Green Bonds in the market, Robeco relies on internal analysis for the time being. EU Taxonomy-alignment data is not yet subject to a review by third parties. The expected level of alignment with and without sovereign bonds is the same.

● **Does the financial product invest in fossil gas and/or nuclear energy related activities that comply with the EU Taxonomy?⁹¹**

Yes In fossil gas In nuclear energy

To comply with the EU Taxonomy, the criteria for **fossil gas** include limitations on emissions and switching to renewable power or low-carbon fuels by the end of 2035. For **nuclear energy**, the criteria include comprehensive safety and waste management rules.

Enabling activities directly enable other activities to make a substantial contribution to an environmental objective.

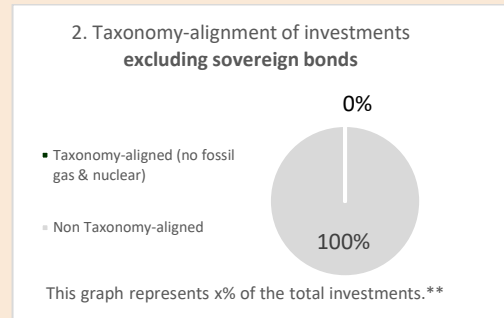
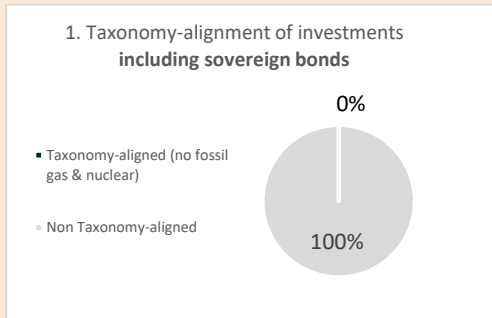
Transitional activities are activities for which low-carbon alternatives are not yet available

⁹¹ Fossil gas and/or nuclear related activities will only comply with the EU Taxonomy where they contribute to limiting climate change ("climate change mitigation") and do not significantly harm any EU Taxonomy objective - see explanatory note in the left hand margin. The full criteria for fossil gas and nuclear energy economic activities that comply with the EU Taxonomy are laid down in Commission Delegated Regulation (EU) 2022/1214.

and among others have greenhouse gas emission levels corresponding to the best performance.

 No

The two graphs below show in green the minimum percentage of investments that are aligned with the EU Taxonomy. As there is no appropriate methodology to determine the Taxonomy-alignment of sovereign bonds*, the first graph shows the Taxonomy alignment in relation to all the investments of the financial product including sovereign bonds, while the second graph shows the Taxonomy alignment only in relation to the investments of the financial product other than sovereign bonds.



* For the purpose of these graphs, 'sovereign bonds' consist of all sovereign exposures

** As the investments are not Taxonomy-aligned, the exclusion of sovereign bonds has no impact on the graph and therefore no such percentage is shown here.

What is the minimum share of investments in transitional and enabling activities?

0%.



What is the minimum share of sustainable investments with an environmental objective that are not aligned with the EU Taxonomy?

0%.



What is the minimum share of socially sustainable investments?

0%.



What investments are included under "#2 Other", what is their purpose and are there any minimum environmental or social safeguards?

The type of instruments included under "#2 Other" and their purpose are outlined in Annex I of this Prospectus under the header 'Financial instruments and investment restrictions'. They include cash, cash equivalents. As indicated above, the Sub-fund does not make use of derivatives to attain the environmental or social characteristics promoted. The Sub-fund may make use of derivatives, which thus always fall under the category "#2 Other", for hedging, liquidity management and efficient portfolio management as well as investment purposes. Exchange traded and over-the-counter derivatives are permitted, including but not limited to futures, swaps, options and currency forwards. In case the Sub-

 are sustainable investments with an environmental objective that **do not take into account the criteria** for environmentally sustainable economic activities under the EU Taxonomy.

fund uses derivatives, the underlying shall comply with the investment policy. Where relevant, minimum environmental or social safeguards are taken into account, by, for example, applying Robeco's Exclusion Policy for any single security derivative.



Is a specific index designated as a reference benchmark to determine whether this financial product is aligned with the environmental and/or social characteristics that it promotes?

Not applicable.

Reference benchmarks are indexes to measure whether the financial product attains the environmental or social characteristics that they promote.



Where can I find more product specific information online?

More product-specific information can be found on the website:

<https://www.robeco.com/en-int/products/funds>

- o Robeco's PAI Statement can be accessed via the following link:
<https://www.robeco.com/files/docm/docu-principal-adverse-impact-statement-summary-entity-level.pdf>
- o Robeco's Good Governance test can be accessed via the following link:
<https://www.robeco.com/files/docm/docu-robeco-good-governance-policy.pdf>
- o Robeco's SDG framework:
<https://www.robeco.com/docm/docu-robeco-explanation-sdg-framework.pdf>
- o Robeco's sustainability risk policy:
<https://www.robeco.com/files/docm/docu-robeco-sustainability-risk-policy.pdf>

t) Robeco Emerging Markets Bonds

Pre-contractual disclosure for the financial products referred to in Article 8, paragraphs 1, 2 and 2a, of Regulation (EU) 2019/2088 and Article 6, first paragraph, of Regulation (EU) 2020/852

Product name: Robeco Emerging Markets Bonds

Legal entity identifier: TBD

Environmental and/or social characteristics

Does this financial product have a sustainable investment objective?

Yes

No

It will make a minimum of **sustainable investments with an environmental objective:** ____%

in economic activities that qualify as environmentally sustainable under the EU Taxonomy

in economic activities that do not qualify as environmentally sustainable under the EU Taxonomy

It will make a minimum of **sustainable investments with a social objective:** ____%

It **promotes Environmental/Social (E/S) characteristics** and while it does not have as its objective a sustainable investment, it will have a minimum proportion of 5% of sustainable investments

with an environmental objective in economic activities that qualify as environmentally sustainable under the EU Taxonomy

with an environmental objective in economic activities that do not qualify as environmentally sustainable under the EU Taxonomy

with a social objective

It promotes E/S characteristics, but **will not make any sustainable investments**

Sustainable investment means an investment in an economic activity that contributes to an environmental or social objective, provided that the investment does not significantly harm any environmental or social objective and that the investee companies follow good governance practices.

The **EU Taxonomy** is a classification system laid down in Regulation (EU) 2020/852, establishing a list of **environmentally sustainable economic activities**. That Regulation does not include a list of socially sustainable economic activities. Sustainable investments with an environmental objective might be aligned with the Taxonomy or not.



Sustainability indicators measure how the environmental or social characteristics promoted by the financial product are attained.

What environmental and/or social characteristics are promoted by this financial product?

The Sub-fund has the following E/S characteristics:

1. The Sub-fund promotes having a weighted average Robeco Country Sustainability Ranking score that is better than that of the general market index referred to in Appendix VI – Benchmarks (the "General Market Index").
2. The Sub-fund aims to contribute to the United Nations Sustainable Development Goals by investing in green, social, sustainability and/or sustainability-linked bonds that are used to finance environmental and social projects.
3. The Sub-fund promotes adherence to and conducting business activities in accordance with the United Nations Universal Declaration of Human Rights, the International Labor Organization's (ILO) labor standards, the United Nations Guiding Principles for Business and Human Rights (UNGPs), the United Nations Global Compact (UNGC) and the OECD Guidelines for Multinational Enterprises.
4. The Sub-fund promotes certain minimum environmental and social safeguards through applying exclusion criteria with regards to products and business practices that Robeco believes are detrimental to society and incompatible with sustainable investment strategies, such as exposure to controversial behavior, controversial weapons, and fossil fuels. Robeco deems investing in government bonds (federal or local) of countries where serious violations of human rights or a collapse of the governance structure take place as unsustainable. In addition, Robeco will follow applicable sanctions of the UN, EU or US to which it is subject and follows any mandatory (investment) restrictions deriving therefrom.
5. The Sub-fund promotes investment in countries with policies and institutional frameworks to prevent and combat corruption.

There is no reference benchmark designated for the purpose of attaining the environmental or social characteristics promoted by the Sub-fund.

What sustainability indicators are used to measure the attainment of each of the environmental or social characteristics promoted by this financial product?

The Sub-fund has the following sustainability indicators:

1. The Sub-fund's weighted average Robeco Country Sustainability Ranking score compared to the General Market Index.
2. The % of the Sub-fund invested in green, social, sustainability and/or sustainability-linked bonds.
3. The number of companies that are in violation of the UNGPs or OECD Guidelines for Multinational Enterprises.
4. The % of investments in securities that are on Robeco's Exclusion list as result of the application of Robeco's Exclusion Policy.
5. The % of investments excluded from the Worldwide Governance Indicators (WGI) - Control of Corruption ranking.

What are the objectives of the sustainable investments that the financial product partially intends to make and how does the sustainable investment contribute to such objectives?

The portion of the sustainable investments are green, social, sustainability and sustainability-linked bonds, and therefore contribute to the environmental or social objectives under EU Taxonomy. The Sub-fund does not have an explicit goal for contribution to UN SDGs. If there are corporate investments made then Robeco will use its proprietary SDG framework to examine which issuers make a positive contribution to the UN SDGs and which can be regarded as Sustainable investments as defined under Article 2(17) of SFDR. Positive SDG scores (+1, +2, +3) are regarded as sustainable investments.

● ***How do the sustainable investments that the financial product partially intends to make, not cause significant harm to any environmental or social sustainable investment objective?***

The sustainable investments do no significant harm to any environmental or social sustainable investment objective by considering a principal adverse impact and aligning with the OECD Guidelines for Multinational Enterprises and the UN Guiding Principles on Business and Human Rights. The portion of the sustainable investments are green, social, sustainability and sustainability-linked bonds. The Sub-fund does not have an explicit goal for contribution to UN SDGs. If there are corporate investments made then Robeco will use its proprietary SDG framework to examine which issuers make a positive contribution to the UN SDGs and which can be regarded as Sustainable investments as defined under Article 2(17) of SFDR. Positive company SDG scores (+1, +2, +3) are regarded as sustainable investments.

How have the indicators for adverse impacts on sustainability factors been taken into account?

Mandatory principal adverse impact indicators are considered through Robeco's SDG Framework, either directly or indirectly, when identifying sustainable investments for the Sub-fund. In addition, voluntary environmental and social indicators are taken into account, depending on their relevance for measuring impacts on the SDGs and the availability of data. A detailed description of the incorporation of principal adverse impacts is available via Robeco's Principal Adverse Impact Statement published on the Robeco website (<https://www.robeco.com/files/docm/docu-principal-adverse-impact-statement-summary-entity-level.pdf>). In this statement, Robeco sets out its approach to identifying and prioritizing principal adverse impact, and how principal adverse impacts are considered as part of Robeco's investment due diligence process and procedures relating to research and analysis, exclusions and restrictions and/or voting and engagement. This description also explains how principal adverse impact indicators are considered by the SDG Framework.

How are the sustainable investments aligned with the OECD Guidelines for Multinational Enterprises and the UN Guiding Principles on Business and Human Rights? Details:

The sustainable investments linked to companies are aligned with the OECD Guidelines for Multinational Enterprises and the UN Guiding Principles on Business and Human Rights via Robeco's Exclusion Policy.

Robeco's Exclusion Policy includes an explanation of how Robeco acts in accordance with the International Labor Organization (ILO) standards, United Nations Guiding Principles (UNGPs), United Nations Global Compact (UNGC) Principles and the Organization for Economic Co-operation and Development (OECD) Guidelines for Multinational Enterprises and is guided by these international treaties to assess the behavior of companies. Robeco continuously screens its investments for breaches of these principles. In case of a breach, the company will be excluded or engaged with, and is not considered a sustainable investment.

The EU Taxonomy sets out a "do not significant harm" principle by which Taxonomy-aligned investments should not significantly harm EU Taxonomy objectives and is accompanied by specific EU criteria.

The "do no significant harm" principle applies only to those investments underlying the financial product that take into account the EU criteria for environmentally sustainable economic activities. The investments underlying the remaining portion of this financial product do not take into account the EU criteria for environmentally sustainable economic activities.

Any other sustainable investments must also not significantly harm any environmental or social objectives.



Does this financial product consider principal adverse impacts on sustainability factors?

Yes, _____

Principal adverse impacts are the most significant negative impacts of investment decisions on sustainability factors relating to environmental, social and employee matters, respect for human rights, anti-corruption and anti-bribery matters.

The Sub-fund considers principal adverse impacts on sustainability factors as referred to in Annex I of the SFDR Delegated Act.

Pre-investment, as part of Robeco's Country Sustainability ranking, used for the fundamental analysis of sovereign bonds, the following PAIs are considered:

- Table 1, PAI 15 (GHG intensity)
- Table 1, PAI 16 (Investee countries subject to social violations)

In addition, the Sub-fund has E/S promoting characteristics in relation to:

- Table 2, PAI 17 (Share of bonds that do not classify as Green Bonds)
- Table 3, PAI 21 (Control of Corruption)

Green, social and sustainable bonds are assessed via Robeco's Green Bond Framework and Social Framework, as well as via Robeco's SDG Framework. These framework directly and indirectly assess PAI indicators.

Robeco's SDG Framework assesses issuer's positive and negative contributions to the Sustainable Development Goals (SDGs). Robeco's SDG Framework directly and/or indirectly screens issuers on many of the topics considered by the PAI indicators.

Post-investment, the following principal adverse impacts on sustainability factors are taken into account:

- o Via Robeco's entity engagement program, the following PAIs are considered:
 - All indicators related to Climate and other environment-related indicators (PAI 1-9, Table 1)
 - Violations of the UN Global Compact Principles and Organisation for Economic Cooperation and Development (OECD) Guidelines for Multinational Enterprises (PAI 10, Table 1). On an ongoing basis, the investment universe is scanned for controversial behavior in relation to the aforementioned principles and guidelines.
 - In addition, based on a yearly review of Robeco's performance on all mandatory and selected voluntary indicators, holdings of the Sub-fund that cause adverse impact might be selected for engagement.

More information is available via Robeco's Principal Adverse Impact Statement, published on Robeco's website. The Sub-fund will periodically report how it has considered the principal adverse impacts of its

investments in the Company's annual report, which will be made available each year on or before 30 April at the Sub-fund page highlighted in final section of this document.

No



What investment strategy does this financial product follow?

Robeco Emerging Markets Bonds is an actively managed fund that predominantly invests in Hard currency bonds issued by emerging market countries. The selection of these bonds is based on fundamental analysis as described in the Investment policy strategy paragraph in Appendix I of this Prospectus.

The strategy integrates sustainability indicators on a continuous basis as part of the bond selection process. Amongst others, the Sub-fund applies norms-based, activity-based and regional exclusions, Robeco's good governance policy, Robeco's SDG framework and considers Principal Adverse Impacts in the investment process. More product-specific information can be found on our website and the links provided in the final question of this disclosure.

What are the binding elements of the investment strategy used to select the investments to attain each of the environmental or social characteristics promoted by this financial product?

The Sub-fund has the following binding elements:

1. The Sub-fund's weighted average Robeco Country Sustainability Ranking score is better than that of the General Market Index
2. The Sub-fund invests a minimum of 5% in green, social, sustainability, and/or sustainability-linked bonds.
3. The Sub-fund avoids investment in companies that are in breach of the ILO standards, UNGPs, UNGC or OECD Guidelines for Multinational Enterprises. Companies that breach these international norms will be excluded from the investment universe.
4. The Sub-fund's portfolio complies with Robeco's Exclusion Policy (<https://www.robeco.com/files/docm/docu-exclusion-policy.pdf>), that is based on exclusion criteria that Robeco believes are detrimental to society and incompatible with sustainable investment strategies, such as exposure to controversial behavior, controversial weapons, and fossil fuels. This means that the Sub-fund has 0% exposure to excluded securities, taking into account a grace period. Information with regards to the effects of the exclusions on the Sub-fund's universe can be found at <https://www.robeco.com/files/docm/docu-exclusion-list.pdf>
5. The Sub-fund excludes sovereign bonds issued by the bottom 15% countries of the Worldwide Governance Indicators (WGI) - Control of Corruption ranking.

What is the committed minimum rate to reduce the scope of the investments considered prior to the application of that investment strategy?

The Sub-fund does not commit to a minimum rate to reduce the scope of investments prior to the application of the investment strategy.

What is the policy to assess good governance practices of the investee companies?

Robeco has a Good Governance policy to assess governance practices of companies. The policy describes how Robeco determines if and when a company does not follow good governance practices and is therefore excluded from the initial investment universe for Article 8 and 9 products. Robeco's Good Governance policy applies to the Sub-fund and tests on a set of governance criteria that reflect widely

The investment strategy guides investment decisions based on factors such as investment objectives and risk tolerance.

Good governance practices include sound management structures, employee

relations, remuneration of staff and tax compliance.

recognized industry- established norms and include topics as employee relations, management structure, tax compliance and remuneration.

The Good Governance test consists of criteria on such topics that are examined for investee companies and further explained in Robeco's Good Governance policy <https://www.robeco.com/files/docm/docu-robeco-good-governance-policy.pdf>. Additionally, the companies that do not pass the good governance test are reflected in the exclusion list that can be accessed here - <https://www.robeco.com/files/docm/docu-exclusion-list.pdf>.

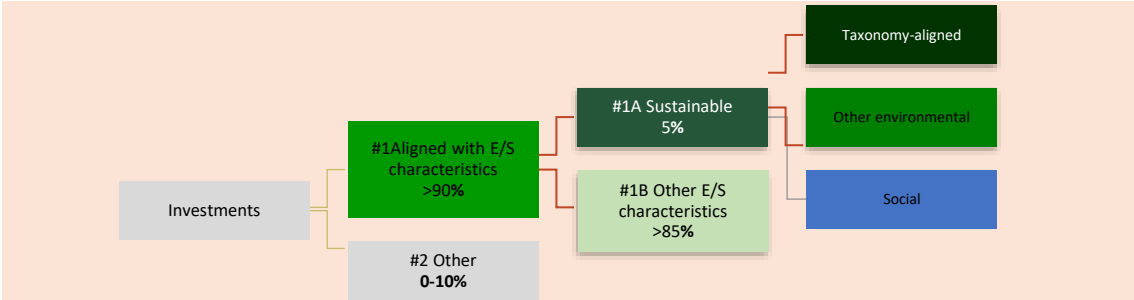


What is the asset allocation planned for this financial product?

Asset allocation describes the share of investments in specific assets.

At least 90% of the investments are aligned with the E/S characteristics of the Sub-fund, which aims to invest at least 5% of its assets in sustainable investments, defined as Green, Social or Sustainability bonds. The investments in the category "Other", estimated between 0-10%, are mostly in cash, cash equivalents and derivatives as further described below. The planned asset allocation is monitored continuously, and evaluated on a yearly basis.

Taxonomy-aligned activities are expressed as a share of:



- **turnover** reflecting the share of revenue from green activities of investee companies

#1 Aligned with E/S characteristics includes the investments of the financial product used to attain the environmental or social characteristics promoted by the financial product.

- **capital expenditure** (CapEx) showing the green investments made by investee companies, e.g. for a transition to a green economy.

#2 Other includes the remaining investments of the financial product which are neither aligned with the environmental or social characteristics, nor are qualified as sustainable investments.

- **operational expenditure** (OpEx) reflecting green operational activities of investee companies.

The category **#1 Aligned with E/S characteristics** covers:

- The sub-category **#1A Sustainable** covers sustainable investments with environmental or social objectives.
- The sub-category **#1B Other E/S characteristics** covers investments aligned with the environmental or social characteristics that do not qualify as sustainable investments.

How does the use of derivatives attain the environmental or social characteristics promoted by the financial product?

The Sub-fund does not make use of derivatives to attain the environmental or social characteristics promoted by the financial product. The Sub-fund may make use of derivatives for hedging, liquidity management and efficient portfolio management as well as investment purposes in the global fixed income, money market, interest rates and currency markets. In case the Sub-fund uses derivatives, the underlying shall comply with the investment policy of the Sub-fund. Where relevant, minimum environmental or social safeguards are taken into account as described below.



To what minimum extent are sustainable investments with an environmental objective aligned with the EU Taxonomy?

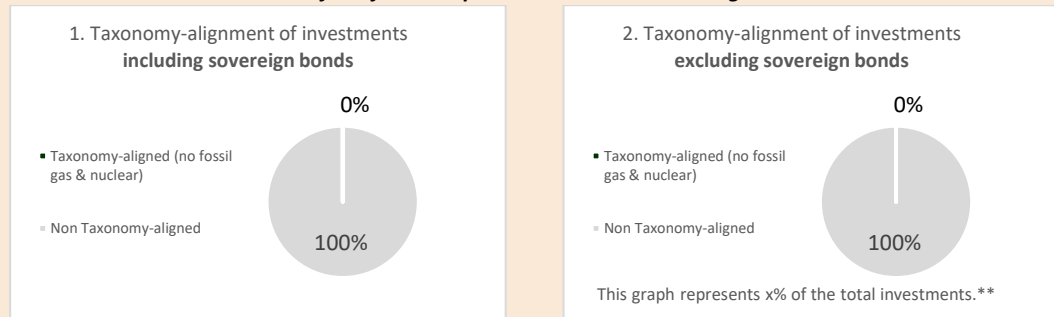
0%. The Sub-fund intends to contribute to all 6 environmental objectives under the EU Taxonomy via the investments in Green Bonds. The Sub-fund commits to a minimum share of 0% of Taxonomy-aligned activities. The Sub-fund intends to increase the minimum share of Taxonomy aligned activities for the Sub-fund, based on use of proceeds, once data availability in relation to the EU Taxonomy for Green Bonds improves and stabilises.

The Sub-fund will report on Taxonomy-aligned investment in the periodic disclosures. For investments in corporate bonds, the Sub-fund will report on turnover. Given the lack of data on the EU Taxonomy for Green Bonds in the market, Robeco relies on internal analysis for the time being. EU Taxonomy-alignment data is not yet subject to a review by third parties. The expected level of alignment with and without sovereign bonds is the same.

Does the financial product invest in fossil gas and/or nuclear energy related activities that comply with the EU Taxonomy⁹²?

- Yes
 - In fossil gas
 - In nuclear energy
- No

The two graphs below show in green the minimum percentage of investments that are aligned with the EU Taxonomy. As there is no appropriate methodology to determine the Taxonomy-alignment of sovereign bonds, the first graph shows the Taxonomy alignment in relation to all the investments of the financial product including sovereign bonds, while the second graph shows the Taxonomy alignment only in relation to the investments of the financial product other than sovereign bonds.*



* For the purpose of these graphs, 'sovereign bonds' consist of all sovereign exposures

** As the investments are not Taxonomy-aligned, the exclusion of sovereign bonds has no impact on the graph and therefore no such percentage is shown here.

What is the minimum share of investments in transitional and enabling activities?

0%.

To comply with the EU Taxonomy, the criteria for **fossil gas** include limitations on emissions and switching to renewable power or low-carbon fuels by the end of 2035. For **nuclear energy**, the criteria include comprehensive safety and waste management rules.

Enabling activities directly enable other activities to make a substantial contribution to an environmental objective.

Transitional activities are activities for which low-carbon alternatives are not yet available and among others have greenhouse gas emission levels

⁹² Fossil gas and/or nuclear related activities will only comply with the EU Taxonomy where they contribute to limiting climate change ("climate change mitigation") and do not significantly harm any EU Taxonomy objective - see explanatory note in the left hand margin. The full criteria for fossil gas and nuclear energy economic activities that comply with the EU Taxonomy are laid down in Commission Delegated Regulation (EU) 2022/1214.


corresponding to the best performance.



What is the minimum share of sustainable investments with an environmental objective that are not aligned with the EU Taxonomy?

Green Bonds may invest (part of) their use of proceeds in economic activities that do not qualify as environmentally sustainable under the EU Taxonomy.

While the sum of sustainable investments with an environmental objective and socially sustainable investments always adds up to the Sub-fund's minimum proportion of 5% sustainable investments, we do not commit to a minimum share of sustainable investments with an environmental objective because the Sub-fund's investment strategy does not have a specific environmental investment objective. Therefore, the minimum share of sustainable investments with an environmental objective is 0%.

 are sustainable investments with an environmental objective that **do not take into account the criteria** for environmentally sustainable economic activities under the EU Taxonomy.



What is the minimum share of socially sustainable investments?

Social, sustainable or sustainability-linked bonds may invest (part of) their use of proceeds in economic activities that contribute to a social objective.

While the sum of socially sustainable investments and sustainable investments with an environmental objective always adds up to the Sub-fund's minimum proportion of 5% sustainable investments, we do not commit to a minimum share of socially sustainable investments because the Sub-fund's investment strategy does not have a specific socially sustainable investment objective. Therefore, the minimum share of socially sustainable investments is 0%.



What investments are included under "#2 Other", what is their purpose and are there any minimum environmental or social safeguards?

The type of instruments included under "#2 Other" and their purpose are outlined in Annex I of this Prospectus under the header 'Financial instruments and investment restrictions'. They include cash, cash equivalents, as well as investment funds and eligible asset classes (other than bonds and equities) that do not specifically promote E/S characteristics. As indicated above, the Sub-fund does not make use of derivatives to attain the environmental or social characteristics promoted. The Sub-fund may make use of derivatives, which thus always fall under the category "#2 Other", for hedging, liquidity management and efficient portfolio management as well as investment purposes. Exchange traded and over-the-counter derivatives are permitted, including but not limited to futures, swaps, options and currency forwards. In case the Sub-fund uses derivatives, the underlying shall comply with the investment policy. Where relevant, minimum environmental or social safeguards are taken into account, by, for example, applying Robeco's Exclusion Policy for any single security derivative.



Is a specific index designated as a reference benchmark to determine whether this financial product is aligned with the environmental and/or social characteristics that it promotes?

Not applicable.

Reference benchmarks are indexes to measure whether the financial product attains the environmental or social characteristics that they promote.



Where can I find more product specific information online?

More product-specific information can be found on the website:

<https://www.robeco.com/en-int/products/funds>

- Robeco's PAI Statement can be accessed via the following link:
<https://www.robeco.com/files/docm/docu-principal-adverse-impact-statement-summary-entity-level.pdf>
- Robeco's Good Governance test can be accessed via the following link:
<https://www.robeco.com/files/docm/docu-robeco-good-governance-policy.pdf>
- Robeco's SDG framework:
<https://www.robeco.com/docm/docu-robeco-explanation-sdg-framework.pdf>
- Robeco's sustainability risk policy:
<https://www.robeco.com/files/docm/docu-robeco-sustainability-risk-policy.pdf>

u) Robeco Emerging Markets Bonds Local Currency

Pre-contractual disclosure for the financial products referred to in Article 8, paragraphs 1, 2 and 2a, of Regulation (EU) 2019/2088 and Article 6, first paragraph, of Regulation (EU) 2020/852

Sustainable investment means an investment in an economic activity that contributes to an environmental or social objective, provided that the investment does not significantly harm any environmental or social objective and that the investee companies follow good governance practices.

The **EU Taxonomy** is a classification system laid down in Regulation (EU) 2020/852, establishing a list of **environmentally sustainable economic activities**. That Regulation does not include a list of socially sustainable economic activities. Sustainable investments with an environmental objective might be aligned with the Taxonomy or not.

Product name: Robeco Emergings Market Bonds Local Currency

Legal entity identifier: 213800308WHTMH21BX88

Environmental and/or social characteristics

Does this financial product have a sustainable investment objective?

Yes
 No

| | |
|--|--|
| <input type="checkbox"/> It will make a minimum of sustainable investments with an environmental objective: ____% <ul style="list-style-type: none"> <input type="checkbox"/> in economic activities that qualify as environmentally sustainable under the EU Taxonomy <input type="checkbox"/> in economic activities that do not qualify as environmentally sustainable under the EU Taxonomy <input type="checkbox"/> It will make a minimum of sustainable investments with a social objective: ____% | <input checked="" type="checkbox"/> It promotes Environmental/Social (E/S) characteristics and while it does not have as its objective a sustainable investment, it will have a minimum proportion of 5% of sustainable investments <ul style="list-style-type: none"> <input type="checkbox"/> with an environmental objective in economic activities that qualify as environmentally sustainable under the EU Taxonomy <input checked="" type="checkbox"/> with an environmental objective in economic activities that do not qualify as environmentally sustainable under the EU Taxonomy <input checked="" type="checkbox"/> with a social objective <input type="checkbox"/> It promotes E/S characteristics, but will not make any sustainable investments |
|--|--|



What environmental and/or social characteristics are promoted by this financial product?

The Sub-fund has the following E/S characteristics:

1. The Sub-fund promotes having a weighted average Robeco Country Sustainability Ranking score that is better than that of the general market index referred to in Appendix VI – Benchmarks (the "General Market Index").
2. The Sub-fund aims to contribute to the United Nations Sustainable Development Goals by investing in green, social, sustainability and/or sustainability-linked bonds that are used to finance environmental and social projects.
3. The Sub-fund promotes adherence to and conducting business activities in accordance with the United Nations Universal Declaration of Human Rights, the International Labor Organization's (ILO) labor standards, the United Nations Guiding Principles for Business and Human Rights (UNGPs), the United Nations Global Compact (UNGC) and the OECD Guidelines for Multinational Enterprises.
4. The Sub-fund promotes certain minimum environmental and social safeguards through applying exclusion criteria with regards to products and business practices that Robeco believes are detrimental to society and incompatible with sustainable investment strategies, such as exposure to controversial behavior, controversial weapons, and fossil fuels. Robeco deems investing in government bonds (federal or local) of countries where serious violations of human rights or a collapse of the governance structure take place as unsustainable. In addition, Robeco will follow applicable sanctions of the UN, EU or US to which it is subject and follows any mandatory (investment) restrictions deriving therefrom.
5. The Sub-fund promotes investment in countries with policies and institutional frameworks to prevent and combat corruption.

There is no reference benchmark designated for the purpose of attaining the environmental or social characteristics promoted by the Sub-fund.

What sustainability indicators are used to measure the attainment of each of the environmental or social characteristics promoted by this financial product?

The Sub-fund has the following sustainability indicators:

1. The Sub-fund's weighted average Robeco Country Sustainability Ranking score compared to the General Market Index.
2. The % of the Sub-fund invested in green, social, sustainability and/or sustainability-linked bonds.
3. The number of companies that are in violation of the UNGPs or OECD Guidelines for Multinational Enterprises.
4. The % of investments in securities that are on Robeco's Exclusion list as result of the application of Robeco's Exclusion Policy.
5. The % of investments excluded from the Worldwide Governance Indicators (WGI) - Control of Corruption ranking.

What are the objectives of the sustainable investments that the financial product partially intends to make and how does the sustainable investment contribute to such objectives?

The portion of the sustainable investments are green, social, sustainability and sustainability-linked bonds, and therefore contribute to the environmental or social objectives under EU Taxonomy. The Sub-fund does not have an explicit goal for contribution to UN SDGs. If there are corporate investments made then Robeco will use its proprietary SDG framework to examine which issuers make a positive contribution to the UN SDGs and which can be regarded as Sustainable investments as defined under Article 2(17) of SFDR. Positive SDG scores (+1, +2, +3) are regarded as sustainable investments.

Sustainability indicators measure how the environmental or social characteristics promoted by the financial product are attained.

● ***How do the sustainable investments that the financial product partially intends to make, not cause significant harm to any environmental or social sustainable investment objective?***

The sustainable investments do no significant harm to any environmental or social sustainable investment objective by considering a principal adverse impact and aligning with the OECD Guidelines for Multinational Enterprises and the UN Guiding Principles on Business and Human Rights. The portion of the sustainable investments are green, social, sustainability and sustainability-linked bonds. The Sub-fund does not have an explicit goal for contribution to UN SDGs. If there are corporate investments made then Robeco will use its proprietary SDG framework to examine which issuers make a positive contribution to the UN SDGs and which can be regarded as Sustainable investments as defined under Article 2(17) of SFDR. Positive company SDG scores (+1, +2, +3) are regarded as sustainable investments.

How have the indicators for adverse impacts on sustainability factors been taken into account?

Mandatory principal adverse impact indicators are considered through Robeco's SDG Framework, either directly or indirectly, when identifying sustainable investments for the Sub-fund. In addition, voluntary environmental and social indicators are taken into account, depending on their relevance for measuring impacts on the SDGs and the availability of data. A detailed description of the incorporation of principal adverse impacts is available via Robeco's Principal Adverse Impact Statement published on the Robeco website (<https://www.robeco.com/files/docm/docu-principal-adverse-impact-statement-summary-entity-level.pdf>). In this statement, Robeco sets out its approach to identifying and prioritizing principal adverse impact, and how principal adverse impacts are considered as part of Robeco's investment due diligence process and procedures relating to research and analysis, exclusions and restrictions and/or voting and engagement. This description also explains how principal adverse impact indicators are considered by the SDG Framework.

How are the sustainable investments aligned with the OECD Guidelines for Multinational Enterprises and the UN Guiding Principles on Business and Human Rights? Details:

The sustainable investments linked to companies are aligned with the OECD Guidelines for Multinational Enterprises and the UN Guiding Principles on Business and Human Rights via Robeco's Exclusion Policy. Robeco's Exclusion Policy includes an explanation of how Robeco acts in accordance with the International Labor Organization (ILO) standards, United Nations Guiding Principles (UNGPs), United Nations Global Compact (UNGC) Principles and the Organization for Economic Co-operation and Development (OECD) Guidelines for Multinational Enterprises and is guided by these international treaties to assess the behavior of companies. Robeco continuously screens its investments for breaches of these principles. In case of a breach, the company will be excluded or engaged with, and is not considered a sustainable investment.

The EU Taxonomy sets out a "do not significant harm" principle by which Taxonomy-aligned investments should not significantly harm EU Taxonomy objectives and is accompanied by specific EU criteria.

The "do no significant harm" principle applies only to those investments underlying the financial product that take into account the EU criteria for environmentally sustainable economic activities. The investments underlying the remaining portion of this financial product do not take into account the EU criteria for environmentally sustainable economic activities.

Any other sustainable investments must also not significantly harm any environmental or social objectives.



Does this financial product consider principal adverse impacts on sustainability factors?

Yes, _____

The Sub-fund considers principal adverse impacts on sustainability factors as referred to in Annex I of the SFDR Delegated Act.

Pre-investment, as part of Robeco's Country Sustainability ranking, used for the fundamental analysis of sovereign bonds, the following PAIs are considered:

- Table 1, PAI 15 (GHG intensity)
- Table 1, PAI 16 (Investee countries subject to social violations)

In addition, the Sub-fund has E/S promoting characteristics in relation to:

- Table 2, PAI 17 (Share of bonds that do not classify as Green Bonds)
- Table 3, PAI 21 (Control of Corruption)

Green, social and sustainable bonds are assessed via Robeco's Green Bond Framework and Social Framework, as well as via Robeco's SDG Framework. These framework directly and indirectly assess PAI indicators.

Robeco's SDG Framework assesses issuer's positive and negative contributions to the Sustainable Development Goals (SDGs). Robeco's SDG Framework directly and/or indirectly screens issuers on many of the topics considered by the PAI indicators.

Post-investment, the following principal adverse impacts on sustainability factors are taken into account:

- o Via Robeco's entity engagement program, the following PAIs are considered:
 - All indicators related to Climate and other environment-related indicators (PAI 1-9, Table 1)
 - Violations of the UN Global Compact Principles and Organisation for Economic Cooperation and Development (OECD) Guidelines for Multinational Enterprises (PAI 10, Table 1). On an ongoing basis, the investment universe is scanned for controversial behavior in relation to the aforementioned principles and guidelines.

In addition, based on a yearly review of Robeco's performance on all mandatory and selected voluntary indicators, holdings of the Sub-fund that cause adverse impact might be selected for engagement.

More information is available via Robeco's Principal Adverse Impact Statement, published on Robeco's website. The Sub-fund will periodically report how it has considered the principal adverse impacts of its investments in the Company's annual report, which will be made available each year on or before 30 April at the Sub-fund page highlighted in final section of this document.

No



What investment strategy does this financial product follow?

Robeco Emerging Markets Bonds Local Currency is an actively managed fund that predominantly invests in Local currency bonds issued by emerging market countries. The selection of these bonds is based on fundamental analysis as described in the Investment policy strategy paragraph in Appendix I of this Prospectus.

The strategy integrates sustainability indicators on a continuous basis as part of the bond selection process. Amongst others, the Sub-fund applies norms-based, activity-based and regional exclusions, Robeco's good governance policy, Robeco's SDG framework and considers Principal Adverse Impacts in

Principal adverse impacts are the most significant negative impacts of investment decisions on sustainability factors relating to environmental, social and employee matters, respect for human rights, anti-corruption and anti-bribery matters.

The investment strategy guides investment decisions based on factors such as investment

objectives and risk tolerance.

the investment process. More product-specific information can be found on our website and the links provided in the final question of this disclosure.

● ***What are the binding elements of the investment strategy used to select the investments to attain each of the environmental or social characteristics promoted by this financial product?***

The Sub-fund has the following binding elements:

1. The Sub-fund's weighted average Robeco Country Sustainability Ranking score is better than that of the General Market Index
2. The Sub-fund invests a minimum of 5% in green, social, sustainability, and/or sustainability-linked bonds.
3. The Sub-fund avoids investment in companies that are in breach of the ILO standards, UNGPs, UNGC or OECD Guidelines for Multinational Enterprises. Companies that breach these international norms will be excluded from the investment universe.
4. The Sub-fund's portfolio complies with Robeco's Exclusion Policy (<https://www.robeco.com/files/docm/docu-exclusion-policy.pdf>), that is based on exclusion criteria that Robeco believes are detrimental to society and incompatible with sustainable investment strategies, such as exposure to controversial behavior, controversial weapons, and fossil fuels. This means that the Sub-fund has 0% exposure to excluded securities, taking into account a grace period. Information with regards to the effects of the exclusions on the Sub-fund's universe can be found at <https://www.robeco.com/files/docm/docu-exclusion-list.pdf>
5. The Sub-fund excludes sovereign bonds issued by the bottom 15% countries of the Worldwide Governance Indicators (WGI) - Control of Corruption ranking.

● ***What is the committed minimum rate to reduce the scope of the investments considered prior to the application of that investment strategy?***

The Sub-fund does not commit to a minimum rate to reduce the scope of investments prior to the application of the investment strategy.

● ***What is the policy to assess good governance practices of the investee companies?***

Robeco has a Good Governance policy to assess governance practices of companies. The policy describes how Robeco determines if and when a company does not follow good governance practices and is therefore excluded from the initial investment universe for Article 8 and 9 products. Robeco's Good Governance policy applies to the Sub-fund and tests on a set of governance criteria that reflect widely recognized industry-established norms and include topics as employee relations, management structure, tax compliance and remuneration.

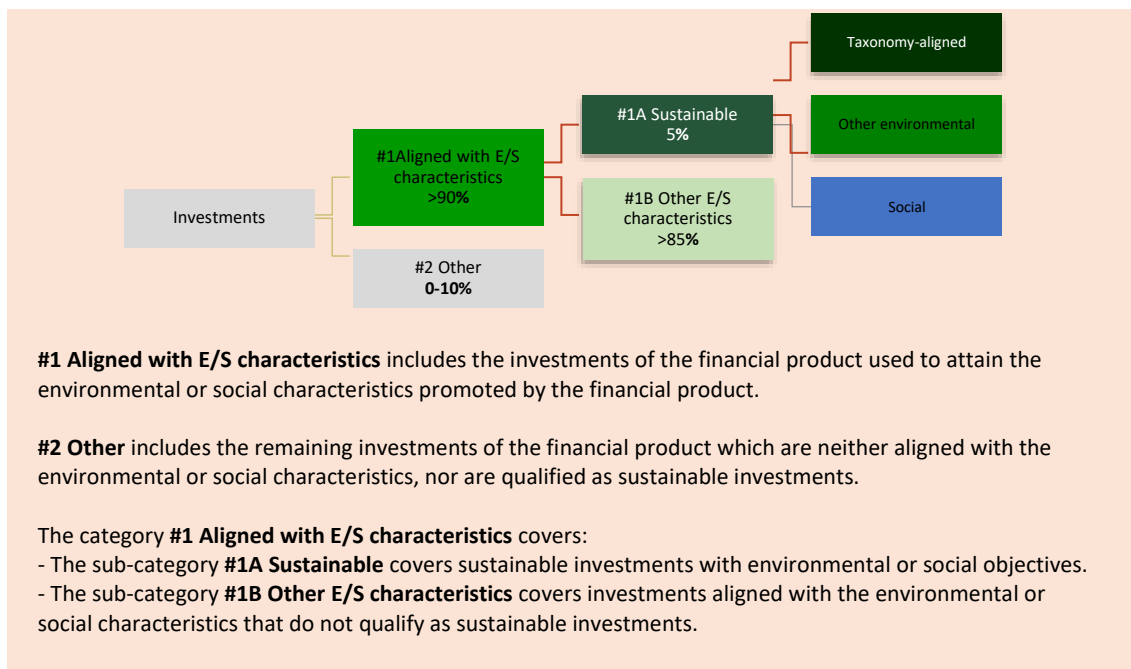
The Good Governance test consists of criteria on such topics that are examined for investee companies and further explained in Robeco's Good Governance policy <https://www.robeco.com/files/docm/docu-robeco-good-governance-policy.pdf>. Additionally, the companies that do not pass the good governance test are reflected in the exclusion list that can be accessed here - <https://www.robeco.com/files/docm/docu-exclusion-list.pdf>.

Good governance practices include sound management structures, employee relations, remuneration of staff and tax compliance.



What is the asset allocation planned for this financial product?

At least 90% of the investments are aligned with the E/S characteristics of the Sub-fund, which aims to invest at least 5% of its assets in sustainable investments, defined as Green, Social or Sustainability bonds. The investments in the category "Other", estimated between 0-10%, are mostly in cash, cash equivalents and derivatives as further described below. The planned asset allocation is monitored continuously, and evaluated on a yearly basis.



How does the use of derivatives attain the environmental or social characteristics promoted by the financial product?

The Sub-fund does not make use of derivatives to attain the environmental or social characteristics promoted by the financial product. The Sub-fund may make use of derivatives for hedging, liquidity management and efficient portfolio management as well as investment purposes in the global fixed income, money market, interest rates and currency markets. In case the Sub-fund uses derivatives, the underlying shall comply with the investment policy of the Sub-fund. Where relevant, minimum environmental or social safeguards are taken into account as described below.

To what minimum extent are sustainable investments with an environmental objective aligned with the EU Taxonomy?

0%. The Sub-fund intends to contribute to all 6 environmental objectives under the EU Taxonomy via the investments in Green Bonds. The Sub-fund commits to a minimum share of 0% of Taxonomy-aligned activities. The Sub-fund intends to increase the minimum share of Taxonomy aligned activities for the Sub-fund, based on use of proceeds, once data availability in relation to the EU Taxonomy for Green Bonds improves and stabilises.

The Sub-fund will report on Taxonomy-aligned investment in the periodic disclosures. For investments in corporate bonds, the Sub-fund will report on turnover. Given the lack of data on the EU Taxonomy for Green Bonds in the market, Robeco relies on internal analysis for the time being. EU Taxonomy-

Asset allocation describes the share of investments in specific assets.

Taxonomy-aligned activities are expressed as a share of:

- **turnover** reflecting the share of revenue from green activities of investee companies
- **capital expenditure** (CapEx) showing the green investments made by investee companies, e.g. for a transition to a green economy.
- **operational expenditure** (OpEx) reflecting green operational activities of investee companies.



alignment data is not yet subject to a review by third parties. The expected level of alignment with and without sovereign bonds is the same.

To comply with the EU Taxonomy, the criteria for **fossil gas** include limitations on emissions and switching to renewable power or low-carbon fuels by the end of 2035. For **nuclear energy**, the criteria include comprehensive safety and waste management rules.

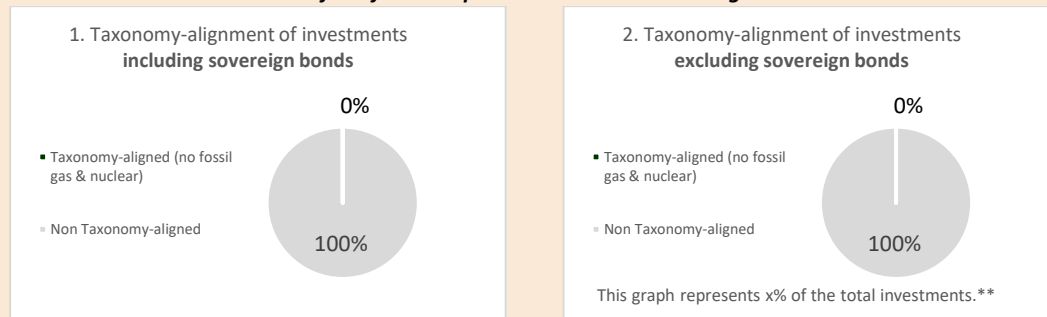
Enabling activities directly enable other activities to make a substantial contribution to an environmental objective.

Transitional activities are activities for which low-carbon alternatives are not yet available and among others have greenhouse gas emission levels corresponding to the best performance.

● **Does the financial product invest in fossil gas and/or nuclear energy related activities that comply with the EU Taxonomy⁹³?**

- Yes
 - In fossil gas
 - In nuclear energy
- No

The two graphs below show in green the minimum percentage of investments that are aligned with the EU Taxonomy. As there is no appropriate methodology to determine the Taxonomy-alignment of sovereign bonds, the first graph shows the Taxonomy alignment in relation to all the investments of the financial product including sovereign bonds, while the second graph shows the Taxonomy alignment only in relation to the investments of the financial product other than sovereign bonds.*



* For the purpose of these graphs, 'sovereign bonds' consist of all sovereign exposures
 ** As the investments are not Taxonomy-aligned, the exclusion of sovereign bonds has no impact on the graph and therefore no such percentage is shown here.

● **What is the minimum share of investments in transitional and enabling activities?**

0%.



What is the minimum share of sustainable investments with an environmental objective that are not aligned with the EU Taxonomy?

Green Bonds may invest (part of) their use of proceeds in economic activities that do not qualify as environmentally sustainable under the EU Taxonomy.

While the sum of sustainable investments with an environmental objective and socially sustainable investments always adds up to the Sub-fund's minimum proportion of 5% sustainable investments, we do not commit to a minimum share of sustainable investments with an environmental objective because the Sub-fund's investment strategy does not have a specific environmental investment objective. Therefore, the minimum share of sustainable investments with an environmental objective is 0%.

⁹³ Fossil gas and/or nuclear related activities will only comply with the EU Taxonomy where they contribute to limiting climate change ("climate change mitigation") and do not significantly harm any EU Taxonomy objective - see explanatory note in the left hand margin. The full criteria for fossil gas and nuclear energy economic activities that comply with the EU Taxonomy are laid down in Commission Delegated Regulation (EU) 2022/1214.

 are sustainable investments with an environmental objective that **do not take into account the criteria for environmentally sustainable economic activities under the EU Taxonomy.**



What is the minimum share of socially sustainable investments?

Social, sustainable or sustainability-linked bonds may invest (part of) their use of proceeds in economic activities that contribute to a social objective.

While the sum of socially sustainable investments and sustainable investments with an environmental objective always adds up to the Sub-fund's minimum proportion of 5% sustainable investments, we do not commit to a minimum share of socially sustainable investments because the Sub-fund's investment strategy does not have a specific socially sustainable investment objective. Therefore, the minimum share of socially sustainable investments is 0%.



What investments are included under "#2 Other", what is their purpose and are there any minimum environmental or social safeguards?

The type of instruments included under "#2 Other" and their purpose are outlined in Annex I of this Prospectus under the header 'Financial instruments and investment restrictions'. They include cash, cash equivalents, as well as investment funds and eligible asset classes (other than bonds and equities) that do not specifically promote E/S characteristics. As indicated above, the Sub-fund does not make use of derivatives to attain the environmental or social characteristics promoted. The Sub-fund may make use of derivatives, which thus always fall under the category "#2 Other", for hedging, liquidity management and efficient portfolio management as well as investment purposes. Exchange traded and over-the-counter derivatives are permitted, including but not limited to futures, swaps, options and currency forwards. In case the Sub-fund uses derivatives, the underlying shall comply with the investment policy. Where relevant, minimum environmental or social safeguards are taken into account, by, for example, applying Robeco's Exclusion Policy for any single security derivative.



Is a specific index designated as a reference benchmark to determine whether this financial product is aligned with the environmental and/or social characteristics that it promotes?

Reference benchmarks are indexes to measure whether the financial product attains the environmental or social characteristics that they promote.

Not applicable.



Where can I find more product specific information online?

More product-specific information can be found on the website:

<https://www.robeco.com/en-int/products/funds>

- Robeco's PAI Statement can be accessed via the following link: <https://www.robeco.com/files/docm/docu-principal-adverse-impact-statement-summary-entity-level.pdf>
- Robeco's Good Governance test can be accessed via the following link: <https://www.robeco.com/files/docm/docu-robeco-good-governance-policy.pdf>
- Robeco's SDG framework:

- <https://www.robeco.com/docm/docu-robeco-explanation-sdg-framework.pdf>
Robeco's sustainability risk policy:
<https://www.robeco.com/files/docm/docu-robeco-sustainability-risk-policy.pdf>

5. REGIONAL BOND SUB-FUNDS

a) Robeco Euro Government Bonds

Pre-contractual disclosure for the financial products referred to in Article 8, paragraphs 1, 2 and 2a, of Regulation (EU) 2019/2088 and Article 6, first paragraph, of Regulation (EU) 2020/852

Product name: Robeco Euro Government Bonds

Legal entity identifier: 2138004UVBQIDUAW9R66

Environmental and/or social characteristics

Does this financial product have a sustainable investment objective?

Yes

No

It will make a minimum of **sustainable investments with an environmental objective: ___%**

- in economic activities that qualify as environmentally sustainable under the EU Taxonomy
- in economic activities that do not qualify as environmentally sustainable under the EU Taxonomy

It will make a minimum of **sustainable investments with a social objective: ___%**

It promotes **Environmental/Social (E/S) characteristics** and while it does not have as its objective a sustainable investment, it will have a minimum proportion of 10% of sustainable investments

- with an environmental objective in economic activities that qualify as environmentally sustainable under the EU Taxonomy
- with an environmental objective in economic activities that do not qualify as environmentally sustainable under the EU Taxonomy
- with a social objective

It promotes E/S characteristics, but **will not make any sustainable investments**

Sustainable investment means an investment in an economic activity that contributes to an environmental or social objective, provided that the investment does not significantly harm any environmental or social objective and that the investee companies follow good governance practices.

The **EU Taxonomy** is a classification system laid down in Regulation (EU) 2020/852, establishing a list of **environmentally sustainable economic activities**. That Regulation does not include a list of socially sustainable economic activities. Sustainable investments with an environmental objective might be aligned with the Taxonomy or not.



What environmental and/or social characteristics are promoted by this financial product?

The Sub-fund has the following E/S characteristics:

Sustainability indicators measure how the environmental or social characteristics promoted by the financial product are attained.

1. The Sub-fund promotes certain minimum environmental and social safeguards through applying exclusion criteria with regards to products and business practices that Robeco believes are detrimental to society and incompatible with sustainable investment strategies, such as exposure to controversial behaviour, controversial weapons, and fossil fuels. Robeco deems investing in government bonds (federal or local) of countries where serious violations of human rights or a collapse of the governance structure take place as unsustainable. In addition, Robeco will follow applicable sanctions of the UN, EU or US to which it is subject and follows any mandatory (investment) restrictions deriving therefrom.
2. The Sub-fund promotes investment in countries that perform well on the Robeco Country Sustainability Ranking. The Robeco Country Sustainability Ranking incorporates a wide range of ESG factors such as aging, corruption, social unrest, political risks and environmental risks.
3. The Sub-fund aims to contribute to the United Nations Sustainable Development Goals by investing in green, social, sustainability and/or sustainability-linked bonds that are used to finance environmental and social projects.
4. The Sub-fund promotes investment in countries with policies and institutional frameworks to prevent and combat corruption.

There is no reference benchmark designated for the purpose of attaining the environmental or social characteristics promoted by the Sub-fund.

● ***What sustainability indicators are used to measure the attainment of each of the environmental or social characteristics promoted by this financial product?***

The Sub-fund has the following sustainability indicators:

1. The % of investments in securities that are on Robeco's Exclusion list as result of the application of Robeco's Exclusion Policy.
2. The weighted average score on Robeco's Country Sustainability Ranking.
3. The % of the Sub-fund invested in green, social, sustainability and/or sustainability-linked bonds.
4. The % of investments excluded based on the Worldwide Governance Indicators (WGI) - Control of Corruption ranking.

● ***What are the objectives of the sustainable investments that the financial product partially intends to make and how does the sustainable investment contribute to such objectives?***

The Sub-fund invests in Green bonds, Social bonds, Sustainable bonds and/or Sustainability-linked bonds used to finance environmental and social projects. A description of Green bonds, Social Bonds, Sustainable bonds and Sustainability-linked bonds is included in the Glossary of Defined Terms section of this Prospectus.

● ***How do the sustainable investments that the financial product partially intends to make, not cause significant harm to any environmental or social sustainable investment objective?***

The sustainable investments do no significant harm to any environmental or social sustainable investment objective by applying Robeco's ESG bond eligibility frameworks in the selection process. Robeco's ESG bond eligibility frameworks require that international norms related to social and governance issues are met. Under the frameworks, ESG bond investments are assessed on (i) social safeguards – the issuer respects international Human and Labor Rights, (ii) controversial behavior – the issuer is not in violation of the UN Global Compact, and (iii) sanctions – the issuer is not subject to international sanctions.

To identify whether an issuer is involved in a controversy, ratings and data from external providers are used to aid our in-house monitoring. If a controversy is found, the analyst determines whether this has

material impacts on the ESG bond analysis and/or the SDG score. If the controversy is deemed material, the issuer receives a negative SDG Score and the investment is not sustainable.

How have the indicators for adverse impacts on sustainability factors been taken into account?

For sustainable investments that are either Green, Social, Sustainability or Sustainability-linked bonds, significant harm is avoided by the application of Robeco's green, social, sustainability or sustainability-linked bond eligibility framework. As a result, the following adverse impacts are taken into account during the investment analysis as part of Robeco's green, social, sustainability or sustainability-linked bond eligibility frameworks:

- Table 1, PAI 15 (GHG intensity)
- Table 1, PAI 16 (Investee countries subject to social violations)
- Table 2, PAI 17 (Share of bonds that do not classify as Green Bonds)

As a first step, ESG bonds are assessed in their alignment with standards or principles that exist in the market, such as the International Capital Market Association (ICMA) Green bond principles, the Climate bond initiative (CBI) or international standards as the EU Green Bond Standard (Table 2, PAI 17). As a second step, amongst others, GHG intensity (Table 1, PAI 15) is assessed in the project evaluation that considers the allocation of proceeds. In addition, the ESG bonds are assessed on their compliance with international norms related to social and governance issues (in relation to Table 1, PAI 16). A detailed description of the incorporation of principal adverse impacts is available via Robeco's Principal Adverse Impact Statement published on the Robeco website (<https://www.robeco.com/files/docm/docu-principal-adverse-impact-statement-summary-entity-level.pdf>).

How are the sustainable investments aligned with the OECD Guidelines for Multinational Enterprises and the UN Guiding Principles on Business and Human Rights? Details:

As the Sub-fund invest in sovereigns and supranationals, the OECD Guidelines for Multinational Enterprises and the UN Guiding Principles on Business and Human Rights are not applicable.

The EU Taxonomy sets out a "do not significant harm" principle by which Taxonomy-aligned investments should not significantly harm EU Taxonomy objectives and is accompanied by specific EU criteria.

The "do no significant harm" principle applies only to those investments underlying the financial product that take into account the EU criteria for environmentally sustainable economic activities. The investments underlying the remaining portion of this financial product do not take into account the EU criteria for environmentally sustainable economic activities.

Any other sustainable investments must also not significantly harm any environmental or social objectives.



Does this financial product consider principal adverse impacts on sustainability factors?

Yes, _____

Principal adverse impacts are the most significant negative impacts of investment decisions on sustainability factors relating to environmental, social and employee matters, respect for human rights, anti-corruption and anti-bribery matters.

The Sub-fund considers principal adverse impacts on sustainability factors as referred to in Annex I of the SFDR Delegated Act.

Pre-investment, the following principal adverse impacts on sustainability factors are considered: As part of Country Sustainability ranking, used for the fundamental analysis of bonds, the following PAIs are considered:

- Table 1, PAI 15 (GHG intensity)
- Table 1, PAI 16 (Investee countries subject to social violations)

In addition, the Sub-fund has E/S promoting characteristics in relation to:

- Table 2, PAI 17 (Share of bonds that do not classify as Green Bonds)
- Table 3, PAI 21 (Control of Corruption)

Post-investment, the following principal adverse impacts on sustainability factors are taken into account:

- Table 1, PAI 15 (GHG intensity), via Robeco's engagement program

More information is available via Robeco's Principal Adverse Impact Statement, published on Robeco's website. The Sub-fund will periodically report how it has considered the principal adverse impacts of its investments in the Company's annual report, which will be made available each year on or before 30 April at the Sub-fund page highlighted in final section of this document.

No



The investment strategy guides investment decisions based on factors such as investment objectives and risk tolerance.

What investment strategy does this financial product follow?

Robeco Euro Government Bonds is an actively managed fund that invests predominantly in euro government bonds. The selection of these bonds is based on fundamental analysis as described in the Investment policy strategy paragraph in Appendix I of this Prospectus. The strategy integrates sustainability indicators on a continuous basis as part of the bond selection process. Amongst others, the Sub-fund applies country-based exclusions, Robeco's good governance policy, Robeco's SDG framework and considers Principal Adverse Impacts in the investment process. More product-specific information can be found on our website and the links provided in the final question of this disclosure.

What are the binding elements of the investment strategy used to select the investments to attain each of the environmental or social characteristics promoted by this financial product?

The Sub-fund has the following binding elements:

1. The Sub-fund's portfolio complies with Robeco's Exclusion Policy (<https://www.robeco.com/files/docm/docu-exclusion-policy.pdf>) that is based on exclusion criteria that Robeco believes are detrimental to society and incompatible with sustainable investment strategies. This means that the Sub-fund has 0% exposure to excluded securities, taking into account a grace period. Information with regards to the effects of the exclusions on the Sub-fund's universe can be found at <https://www.robeco.com/files/docm/docu-exclusion-list.pdf>.
2. The Sub-fund's portfolio has a minimum weighted average score of at least 6.5 on Robeco's Country Sustainability Ranking.
3. The Sub-fund invests a minimum of 10% in green, social, sustainability and/or sustainability-linked bonds.

4. The Sub-fund excludes sovereign bonds issued by the bottom 15% of the Worldwide Governance Indicators (WGI) - Control of Corruption ranking.

● **What is the committed minimum rate to reduce the scope of the investments considered prior to the application of that investment strategy?**

The Sub-fund does not commit to a minimum rate to reduce the scope of investments prior to the application of the investment strategy.

● **What is the policy to assess good governance practices of the investee companies?**

Robeco has a Good Governance policy to assess governance practices of companies. The policy describes how Robeco determines if and when a company does not follow good governance practices and is therefore excluded from the initial investment universe for Article 8 and 9 products. Robeco's Good Governance policy applies to the Sub-fund and tests on a set of governance criteria that reflect widely recognized industry established norms and include topics as employee relations, management structure, tax compliance and remuneration.

The Good Governance test consists of criteria on such topics that are examined for investee companies and further explained in Robeco's Good Governance policy <https://www.robeco.com/files/docm/docu-robeco-good-governance-policy.pdf>. Additionally, the companies that do not pass the good governance test are reflected in the exclusion list that can be accessed here - <https://www.robeco.com/files/docm/docu-exclusion-list.pdf>.

Good governance practices include sound management structures, employee relations, remuneration of staff and tax compliance.



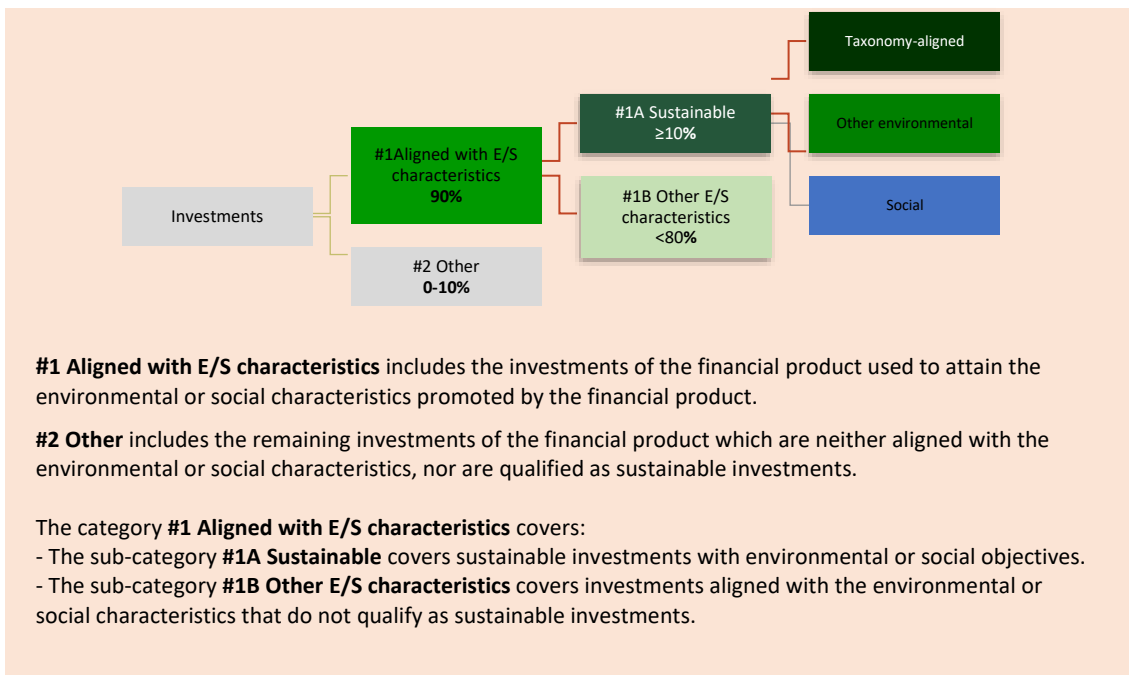
What is the asset allocation planned for this financial product?

At least 90% of the investments are aligned with the E/S characteristics of the Sub-fund. The Sub-fund plans to make a minimum of 10% sustainable investments, measured by the investments in Green, or Sustainable Bonds. The investments in the category Other, estimated between 0-10%, are mostly in cash, cash equivalents and derivatives as further described below. The planned asset allocation is monitored continuously, and evaluated on a yearly basis.

Asset allocation describes the share of investments in specific assets.

Taxonomy-aligned activities are expressed as a share of:

- **turnover** reflecting the share of revenue from green activities of investee companies
- **capital expenditure** (CapEx) showing the green investments made by investee companies, e.g. for a transition to a green economy.
- **operational expenditure** (OpEx) reflecting green operational activities of investee companies.



How does the use of derivatives attain the environmental or social characteristics promoted by the financial product?

The Sub-fund does not make use of derivatives to attain the environmental or social characteristics promoted by the financial product. The Sub-fund may make use of derivatives for hedging, liquidity management and efficient portfolio management as well as investment purposes in the global fixed income, money market, interest rates and currency markets. In case the Sub-fund uses derivatives, the underlying shall comply with the investment policy of the Sub-fund. Where relevant, minimum environmental or social safeguards are taken into account as described below.



To what minimum extent are sustainable investments with an environmental objective aligned with the EU Taxonomy?

The Sub-fund intends to contribute to the environmental objectives under the EU Taxonomy, given the planned investments in Green bonds. The Sub-fund commits to a minimum share of 0% of Taxonomy-aligned activities. The Sub-fund intends to increase the minimum share of Taxonomy aligned activities for the Sub-fund once data availability in relation to the EU Taxonomy for Green bonds improves and stabilizes.

The Sub-fund will report on Taxonomy-aligned investment in the periodic disclosures, based on use of proceeds. Given the lack of data on the EU Taxonomy for Green Bonds in the market, Robeco relies on internal analysis for the time being. EU Taxonomy-alignment data is not yet subject to a review by third parties. The expected level of alignment with and without sovereign bonds is the same.

To comply with the EU Taxonomy, the criteria for **fossil gas** include limitations on emissions and switching to renewable power or low-carbon fuels by the end of 2035. For **nuclear energy**, the criteria include comprehensive safety and waste management rules.

Enabling activities directly enable other activities to make a substantial contribution to an environmental objective.

Transitional activities are activities for which low-carbon alternatives are not yet available and among others have greenhouse gas emission levels corresponding to the best performance.

● **Does the financial product invest in fossil gas and/or nuclear energy related activities that comply with the EU Taxonomy⁹⁴?**

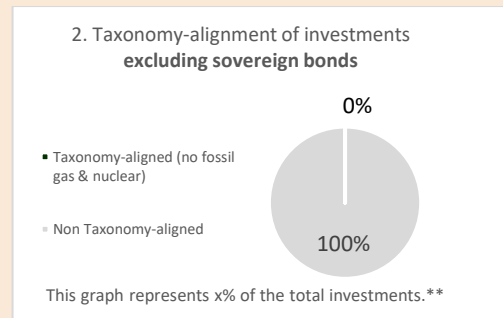
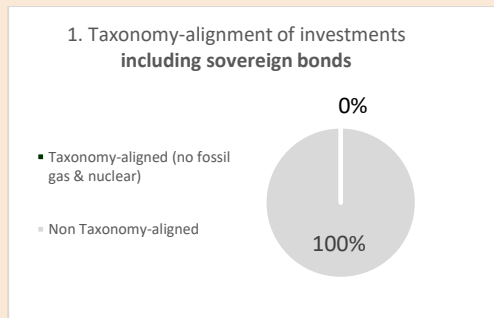
Yes

In fossil gas

In nuclear energy

No

The two graphs below show in green the minimum percentage of investments that are aligned with the EU Taxonomy. As there is no appropriate methodology to determine the Taxonomy-alignment of sovereign bonds, the first graph shows the Taxonomy alignment in relation to all the investments of the financial product including sovereign bonds, while the second graph shows the Taxonomy alignment only in relation to the investments of the financial product other than sovereign bonds.*



* For the purpose of these graphs, 'sovereign bonds' consist of all sovereign exposures

** As the investments are not Taxonomy-aligned, the exclusion of sovereign bonds has no impact on the graph and therefore no such percentage is shown here.

● **What is the minimum share of investments in transitional and enabling activities?**

0%.



What is the minimum share of sustainable investments with an environmental objective that are not aligned with the EU Taxonomy?

Green bonds may invest (part of) their use of proceeds in economic activities that do not qualify as environmentally sustainable under the EU Taxonomy, however the Sub-fund does not intend to set a minimum target. While the sum of sustainable investments with an environmental objective and socially sustainable investments always adds up to the Sub-fund's minimum proportion of 10% sustainable investments, we do not commit to a minimum share of sustainable investments with an environmental objective because the Sub-fund's investment strategy does not have a specific environmental investment objective. Therefore, the minimum share of sustainable investments with an environmental objective is 0%.

⁹⁴ Fossil gas and/or nuclear related activities will only comply with the EU Taxonomy where they contribute to limiting climate change ("climate change mitigation") and do not significantly harm any EU Taxonomy objective - see explanatory note in the left hand margin. The full criteria for fossil gas and nuclear energy economic activities that comply with the EU Taxonomy are laid down in Commission Delegated Regulation (EU) 2022/1214.

 are sustainable investments with an environmental objective that **do not take into account the criteria for environmentally sustainable economic activities under the EU Taxonomy.**



What is the minimum share of socially sustainable investments?

Social, sustainability or sustainability-linked bonds may invest (part of) their use of proceeds in economic activities that contribute to a social objective, however the Sub-fund does not intend to set a minimum target. While the sum of socially sustainable investments and sustainable investments with an environmental objective always adds up to the Sub-fund's minimum proportion of sustainable investments, we do not commit to a minimum share of socially sustainable investments because the Sub-fund's investment strategy does not have a specific socially sustainable investment objective. Therefore, the minimum share of socially sustainable investments is 0%.



What investments are included under "#2 Other", what is their purpose and are there any minimum environmental or social safeguards?

The type of instruments included under "#2 Other" and their purpose are outlined in Annex I of this Prospectus under the header 'Financial instruments and investment restrictions'. They include cash, cash equivalents, as well as investment funds and eligible asset classes (other than bonds and equities) that do not specifically promote E/S characteristics. As indicated above, the Sub-fund does not make use of derivatives to attain the environmental or social characteristics promoted. The Sub-fund may make use of derivatives, which thus always fall under the category "#2 Other", for hedging, liquidity management and efficient portfolio management as well as investment purposes. Exchange traded and over-the-counter derivatives are permitted, including but not limited to futures, swaps, options and currency forwards. In case the Sub-fund uses derivatives, the underlying shall comply with the investment policy. Where relevant, minimum environmental or social safeguards are taken into account, by, for example, applying Robeco's Exclusion Policy for any single security derivative.



Is a specific index designated as a reference benchmark to determine whether this financial product is aligned with the environmental and/or social characteristics that it promotes?

Not applicable.

Reference benchmarks are indexes to measure whether the financial product attains the environmental or social characteristics that they promote.



Where can I find more product specific information online?

More product-specific information can be found on the website:

<https://www.robeco.com/en-int/products/funds>

- Robeco's PAI Statement can be accessed via the following link: <https://www.robeco.com/files/docm/docu-principal-adverse-impact-statement-summary-entity-level.pdf>
- Robeco's Good Governance test can be accessed via the following link: <https://www.robeco.com/files/docm/docu-robeco-good-governance-policy.pdf>

- Robeco's SDG framework:
<https://www.robeco.com/docm/docu-robeco-explanation-sdg-framework.pdf>
- Robeco's sustainability risk policy:
<https://www.robeco.com/files/docm/docu-robeco-sustainability-risk-policy.pdf>

b) Robeco Euro Credit Bonds

Pre-contractual disclosure for the financial products referred to in Article 8, paragraphs 1, 2 and 2a, of Regulation (EU) 2019/2088 and Article 6, first paragraph, of Regulation (EU) 2020/852

Product name: Robeco Euro Credit Bonds

Legal entity identifier: 213800CVNA3PA3BONW52

Environmental and/or social characteristics

Does this financial product have a sustainable investment objective?

Yes
 No

| | |
|---|--|
| <input type="checkbox"/> It will make a minimum of sustainable investments with an environmental objective: ___% <ul style="list-style-type: none"> <input type="checkbox"/> in economic activities that qualify as environmentally sustainable under the EU Taxonomy <input type="checkbox"/> in economic activities that do not qualify as environmentally sustainable under the EU Taxonomy <input type="checkbox"/> It will make a minimum of sustainable investments with a social objective: ___% | <input checked="" type="checkbox"/> It promotes Environmental/Social (E/S) characteristics and while it does not have as its objective a sustainable investment, it will have a minimum proportion of 30% of sustainable investments <ul style="list-style-type: none"> <input type="checkbox"/> with an environmental objective in economic activities that qualify as environmentally sustainable under the EU Taxonomy <input checked="" type="checkbox"/> with an environmental objective in economic activities that do not qualify as environmentally sustainable under the EU Taxonomy <input checked="" type="checkbox"/> with a social objective <input type="checkbox"/> It promotes E/S characteristics, but will not make any sustainable investments |
|---|--|

Sustainable investment means an investment in an economic activity that contributes to an environmental or social objective, provided that the investment does not significantly harm any environmental or social objective and that the investee companies follow good governance practices.

The **EU Taxonomy** is a classification system laid down in Regulation (EU) 2020/852, establishing a list of **environmentally sustainable economic activities**. That Regulation does not include a list of socially sustainable economic activities. Sustainable investments with an environmental objective might be aligned with the Taxonomy or not.



What environmental and/or social characteristics are promoted by this financial product?

The Sub-fund has the following E/S characteristics:

Sustainability indicators measure how the environmental or social characteristics promoted by the financial product are attained.

1. The Sub-fund aims to contribute to the United Nations Sustainable Development Goals by investing in green, social, sustainability and/or sustainability-linked bonds that are used to finance environmental and social projects.
2. The Sub-fund promotes certain minimum environmental and social safeguards through applying exclusion criteria with regards to products and business practices that Robeco believes are detrimental to society and incompatible with sustainable investment strategies, such as exposure to controversial behaviour, controversial weapons, and fossil fuels. Robeco deems investing in government bonds (federal or local) of countries where serious violations of human rights or a collapse of the governance structure take place as unsustainable. In addition, Robeco will follow applicable sanctions of the UN, EU or US to which it is subject and follows any mandatory (investment) restrictions deriving therefrom.
3. The Sub-fund limits investing in companies with an elevated sustainability risk based on ESG risk scores whereas all such investments require separate approval of a dedicated committee that oversees that all investments are substantiated and eligible based on a fundamental review on the sustainability risk.
4. The Sub-fund promotes adherence to and conducting business activities in accordance with the United Nations Universal Declaration of Human Rights, the International Labor Organization's (ILO) labor standards, the United Nations Guiding Principles for Business and Human Rights (UNGPs), the United Nations Global Compact (UNGC) and the OECD Guidelines for Multinational Enterprises, by scrutinizing companies that violate these principles.

There is no reference benchmark designated for the purpose of attaining the environmental or social characteristics promoted by the Sub-fund.

● ***What sustainability indicators are used to measure the attainment of each of the environmental or social characteristics promoted by this financial product?***

The Sub-fund has the following sustainability indicators:

1. The % of the Sub-fund invested in green, social, sustainability and/or sustainability-linked bonds.
2. The % of investments in securities that are on Robeco's Exclusion list as result of the application of Robeco's Exclusion Policy.
3. The % of holdings with an elevated sustainability risk profile.
4. The number of companies that are in violation of the ILO standards, UNGPs, UNGC or OECD Guidelines for Multinational Enterprises and hence are a part of the Enhanced Engagement program.

● ***What are the objectives of the sustainable investments that the financial product partially intends to make and how does the sustainable investment contribute to such objectives?***

The sustainable investments aim to contribute to the UN Sustainable Development Goals ("SDGs"), that have both social and environmental objectives. These are 17 goals that are globally recognised and include environmental goals such as climate action, clean water, life on land and water and social goals such as zero hunger, gender equality, education, etc. Robeco has developed a proprietary framework based on the UN SDGs through which an issuer's contribution to such SDGs is determined through a 3-step process. This process starts with a sector baseline on which a company's products are analysed to examine contribution to the society and environment. Further, the operational processes involved in creating such products is checked along with any controversies/litigation claims and remediation actions taken which are perused before a final SDG score is determined. The final score ranges between high negative (-3) to high positive (+3) and only those issuers which achieve positive SDG scores (+1, +2 and, +3) are regarded as Sustainable Investments. Some of the sustainable investments are Green Bonds, and therefore contribute to the environmental objectives under EU Taxonomy.

How do the sustainable investments that the financial product partially intends to make, not cause significant harm to any environmental or social sustainable investment objective?

The sustainable investments do no significant harm to any environmental or social sustainable investment objective by considering a principal adverse impact and aligning with the OECD Guidelines for Multinational Enterprises and the UN Guiding Principles on Business and Human Rights. In addition, sustainable investments score positively on Robeco's SDG Framework or are assessed by either Robeco's Green Bond Framework or Social Bond Framework, and therefore do not cause significant harm.

How have the indicators for adverse impacts on sustainability factors been taken into account?

For sustainable investments that are either green, social, sustainability or sustainability-linked bonds, significant harm is avoided by the application of the Robeco's green, social, sustainability or sustainability-linked bond eligibility framework.

Robeco's SDG Framework is considered for the analysis of sustainable investments determined by positive scores on this framework. Robeco's SDG Framework assesses the contribution of companies to the Sustainable Development Goals (SDGs). Many PAI indicators are either directly or indirectly included in the SDG Framework to determine whether a company has significant impacts on the SDGs related to the PAI indicators. A detailed description of the incorporation of principal adverse impacts is available via Robeco's Principal Adverse Impact Statement published on the Robeco website (<https://www.robeco.com/files/docm/docu-principal-adverse-impact-statement-summary-entity-level.pdf>).

How are the sustainable investments aligned with the OECD Guidelines for Multinational Enterprises and the UN Guiding Principles on Business and Human Rights? Details:

The sustainable investments are aligned with the OECD Guidelines for Multinational Enterprises and the UN Guiding Principles on Business and Human Rights via Robeco's Exclusion Policy.

Robeco's Exclusion Policy includes an explanation of how Robeco acts in accordance with the International Labor Organization (ILO) standards, United Nations Guiding Principles (UNGPs), United Nations Global Compact (UNGC) Principles and the Organization for Economic Co-operation and Development (OECD) Guidelines for Multinational Enterprises and is guided by these international treaties to assess the behavior of companies. Robeco continuously screens its investments for breaches of these principles. In case of a breach, the company will be excluded or engaged with, and is not considered a sustainable investment.

Robeco's SDG Framework screens for breaches on these principles in the final step of the framework. In this step, Robeco checks whether the company concerned has been involved in any controversies. Involvement in any controversy will result in a negative SDG score for the company, meaning it is not a sustainable investment.

The EU Taxonomy sets out a "do not significant harm" principle by which Taxonomy-aligned investments should not significantly harm EU Taxonomy objectives and is accompanied by specific EU criteria.

The "do no significant harm" principle applies only to those investments underlying the financial product that take into account the EU criteria for environmentally sustainable economic activities. The investments underlying the remaining portion of this financial product do not take into account the EU criteria for environmentally sustainable economic activities.

Any other sustainable investments must also not significantly harm any environmental or social objectives.



Does this financial product consider principal adverse impacts on sustainability factors?

Yes, _____

The Sub-fund considers principal adverse impacts on sustainability factors as referred to in Annex I of the SFDR Delegated Act.

Pre-investment, the following principal adverse impacts on sustainability factors are considered:

- o Via the applied normative and activity-based exclusions, the following PAIs are considered:
 - Exposure to companies active in the fossil fuel sector (PAI 4, Table 1)
 - Violations of the UN Global Compact Principles and Organisation for Economic Cooperation and Development (OECD) Guidelines for Multinational Enterprises (PAI 10, Table 1)
 - Activities negatively affecting biodiversity-sensitive areas (PAI 7, Table 1). The consideration of this PAI is currently restricted to applying exclusions to palm oil producing companies and for any breaches to the UNGC, UNGP and OECD Guidelines for Multinational Enterprises in relation to biodiversity.
 - Exposure to controversial weapons (anti-personnel mines, cluster munitions, chemical weapons (PAI 14, Table 1)
- o Via the ESG integration process, as part of the investment due diligence policies and procedures, the following PAIs are considered:
 - All indicators related to GHG emissions, as part of the required Climate Risk analysis (PAI 1-6, Table 1, PAI 4, Table 2)
 - Water and waste indicators (PAI 7-9, Table 1)

Post-investment, the following principal adverse impacts on sustainability factors are taken into account via Robeco's entity engagement program:

- All indicators related to Climate and other environment-related indicators (PAI 1-9, Table 1)
- Violations of the UN Global Compact Principles and Organisation for Economic Cooperation and Development (OECD) Guidelines for Multinational Enterprises (PAI 10, Table 1). On an ongoing basis, the investment universe is scanned for controversial behavior in relation to the aforementioned principles and guidelines.
- In addition, based on a yearly review of Robeco's performance on all mandatory and selected voluntary indicators, holdings of the Sub-fund that cause adverse impact might be selected for engagement.

Principal adverse impacts are the most significant negative impacts of investment decisions on sustainability factors relating to environmental, social and employee matters, respect for human rights, anti-corruption and anti-bribery matters.

More information is available via Robeco's Principal Adverse Impact Statement, published on Robeco's website. The Sub-fund will periodically report how it has considered the principal adverse impacts of its investments in the Company's annual report, which will be made available each year on or before 30 April at the Sub-fund page highlighted in final section of this document.

No



What investment strategy does this financial product follow?

Robeco Euro Credit Bonds is an actively managed fund that provides a diversified exposure to the euro investment grade credit market. The selection of these bonds is based on fundamental analysis as described in the Investment policy strategy paragraph in Appendix I of this Prospectus. The strategy integrates sustainability indicators on a continuous basis as part of the bond selection process. Amongst others, the Sub-fund applies norms-based, activity-based and regional exclusions, Robeco's good governance policy, Robeco's SDG framework and considers Principal Adverse Impacts in the investment process. More product-specific information can be found on our website and the links provided in the final question of this disclosure.

The investment strategy guides investment decisions based on factors such as investment objectives and risk tolerance.

What are the binding elements of the investment strategy used to select the investments to attain each of the environmental or social characteristics promoted by this financial product?

The Sub-fund has the following binding elements:

1. The Sub-fund's portfolio complies with Robeco's Exclusion Policy (<https://www.robeco.com/files/docm/docu-exclusion-policy.pdf>), that is based on exclusion criteria with regards to products and business practices that Robeco believes are detrimental to society and incompatible with sustainable investment strategies. This means that the Sub-fund has 0% exposure to excluded securities, taking into account a grace period. Information with regards to the effects of the exclusions on the Sub-fund's universe can be found at <https://www.robeco.com/files/docm/docu-exclusion-list.pdf>.
2. The Sub-fund scrutinizes investment in companies that are in breach of the ILO standards, UNGPs, UNGC or OECD Guidelines for Multinational Enterprises. If a company in the portfolio breaches one of the international guidelines during the investment period, the company will become part of the Enhanced Engagement program.
3. Investments with an elevated sustainability risk are defined by Robeco as companies with an ESG Risk Rating of 40 and higher (the ESG Risk Rating is explained in the sustainability risk policy which can be accessed via <https://www.robeco.com/files/docm/docu-robeco-sustainability-risk-policy.pdf>). The Sub-fund is limited to a maximum exposure of 3% to investments with an elevated sustainability risk, based on the market weight in the portfolio taking into account regional differences and benchmark. Each investment with an ESG Risk rating of higher than 40 requires separate approval by a dedicated committee of sustainable investment specialists, compliance and risk management that oversees the bottom-up sustainability analysis.
4. The Sub-fund invests a minimum of 5% in green, social, sustainability, and/or sustainability-linked bonds.

● **What is the committed minimum rate to reduce the scope of the investments considered prior to the application of that investment strategy?**

The Sub-fund does not commit to a minimum rate to reduce the scope of investments prior to the application of the investment strategy.

● **What is the policy to assess good governance practices of the investee companies?**

Robeco has a Good Governance policy to assess governance practices of companies. The policy describes how Robeco determines if and when a company does not follow good governance practices and is therefore excluded from the initial investment universe for Article 8 and 9 products. Robeco's Good Governance policy applies to the Sub-fund and tests on a set of governance criteria that reflect widely recognized industry established norms and include topics as employee relations, management structure, tax compliance and remuneration.

The Good Governance test consists of criteria on such topics that are examined for investee companies and further explained in Robeco's Good Governance policy <https://www.robeco.com/files/docm/docu-robeco-good-governance-policy.pdf>. Additionally, the companies that do not pass the good governance test are reflected in the exclusion list that can be accessed here - <https://www.robeco.com/files/docm/docu-exclusion-list.pdf>.

Good governance practices include sound management structures, employee relations, remuneration of staff and tax compliance.



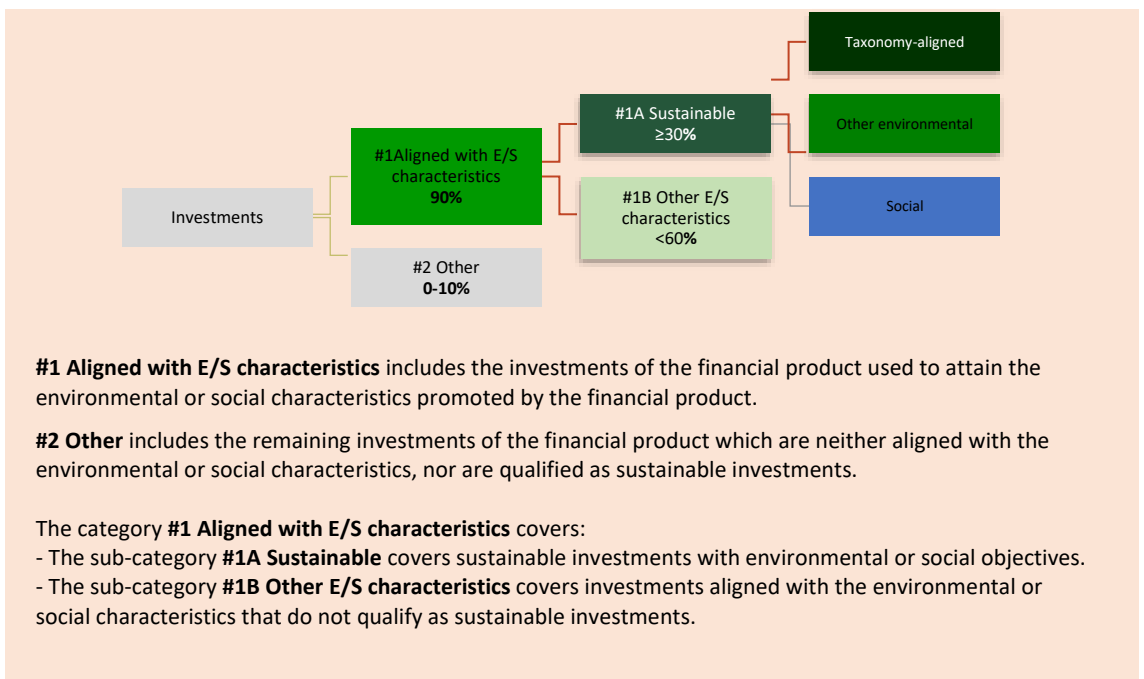
What is the asset allocation planned for this financial product?

At least 90% of the investments are aligned with the E/S characteristics of the Sub-fund. The Sub-fund plans to make a minimum of 30% sustainable investments, measured by either being positive scores via Robeco's SDG Framework or investments in green, social, sustainability or sustainability-linked bonds. The investments in the category Other, estimated between 0-10%, are mostly in cash, cash equivalents and derivatives as further described below. The planned asset allocation is monitored continuously, and evaluated on a yearly basis.

Asset allocation describes the share of investments in specific assets.

Taxonomy-aligned activities are expressed as a share of:

- **turnover** reflecting the share of revenue from green activities of investee companies
- **capital expenditure** (CapEx) showing the green investments made by investee companies, e.g. for a transition to a green economy.
- **operational expenditure** (OpEx) reflecting green operational



activities of investee companies.

● **How does the use of derivatives attain the environmental or social characteristics promoted by the financial product?**

The Sub-fund does not make use of derivatives to attain the environmental or social characteristics promoted by the financial product. The Sub-fund may make use of derivatives for hedging, liquidity management and efficient portfolio management as well as investment purposes in the global fixed income, money market, interest rates and currency markets. In case the Sub-fund uses derivatives, the underlying shall comply with the investment policy of the Sub-fund. Where relevant, minimum environmental or social safeguards are taken into account as described below.



To what minimum extent are sustainable investments with an environmental objective aligned with the EU Taxonomy?

0%. The Sub-fund intends to contribute to all 6 environmental objectives under the EU Taxonomy via the investments in Green Bonds. The Sub-fund commits to a minimum share of 0% of Taxonomy-aligned activities. The Sub-fund intends to increase the minimum share of Taxonomy aligned activities for the Sub-fund, based on use of proceeds, once data availability in relation to the EU Taxonomy for Green Bonds improves and stabilises.

The Sub-fund will report on Taxonomy-aligned investment in the periodic disclosures. For investments in corporate bonds, the Sub-fund will report on turnover. Given the lack of data on the EU Taxonomy for Green Bonds in the market, Robeco relies on internal analysis for the time being. EU Taxonomy-alignment data is not yet subject to a review by third parties. The expected level of alignment with and without sovereign bonds is the same.

To comply with the EU Taxonomy, the criteria for fossil gas include limitations on emissions and switching to

● **Does the financial product invest in fossil gas and/or nuclear energy related activities that comply with the EU Taxonomy⁹⁵?**

Yes

In fossil gas In nuclear energy


No

⁹⁵ Fossil gas and/or nuclear related activities will only comply with the EU Taxonomy where they contribute to limiting climate change ("climate change mitigation") and do not significantly harm any EU Taxonomy objective - see explanatory note in the left hand margin. The full criteria for fossil gas and nuclear energy economic activities that comply with the EU Taxonomy are laid down in Commission Delegated Regulation (EU) 2022/1214.

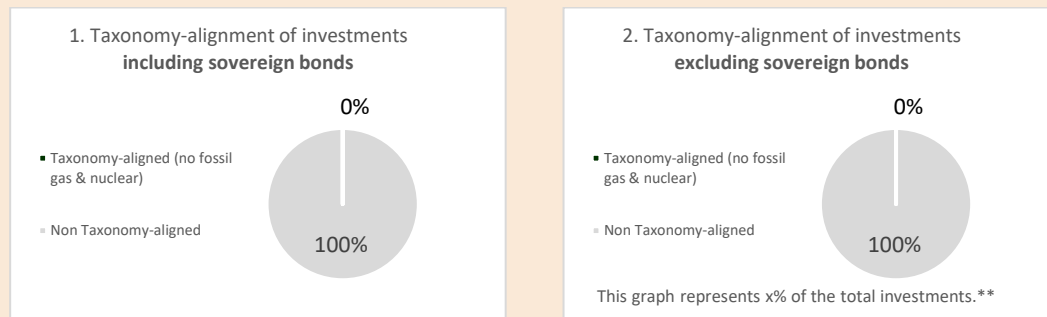
renewable power or low-carbon fuels by the end of 2035. For **nuclear energy**, the criteria include comprehensive safety and waste management rules.

Enabling activities directly enable other activities to make a substantial contribution to an environmental objective.

Transitional activities are activities for which low-carbon alternatives are not yet available and among others have greenhouse gas emission levels corresponding to the best performance.

 are sustainable investments with an environmental objective that **do not take into account the criteria** for environmentally sustainable economic activities under the EU Taxonomy.

The two graphs below show in green the minimum percentage of investments that are aligned with the EU Taxonomy. As there is no appropriate methodology to determine the Taxonomy-alignment of sovereign bonds*, the first graph shows the Taxonomy alignment in relation to all the investments of the financial product including sovereign bonds, while the second graph shows the Taxonomy alignment only in relation to the investments of the financial product other than sovereign bonds.



* For the purpose of these graphs, 'sovereign bonds' consist of all sovereign exposures

** As the investments are not Taxonomy-aligned, the exclusion of sovereign bonds has no impact on the graph and therefore no such percentage is shown here.

● **What is the minimum share of investments in transitional and enabling activities?**

0%.



What is the minimum share of sustainable investments with an environmental objective that are not aligned with the EU Taxonomy?

Green bonds may invest (part of) their use of proceeds in economic activities that do not qualify as environmentally sustainable under the EU Taxonomy. In addition, the Sub-fund intends to make sustainable investments measured as positive scores via Robeco's SDG Framework. Among those could be investments with environmental objectives that do not qualify as Taxonomy-aligned. The environmental objectives of the Sub-fund are attained by investing in companies that score positively on SDG 12 (Responsible consumption and production), SDG 13 (Climate action), SDG 14 (Life below water), and SDG 15 (Life on land) in Robeco's SDG Framework.

While the sum of sustainable investments with an environmental objective and socially sustainable investments always adds up to the Sub-fund's minimum proportion of 30% sustainable investments, we do not commit to a minimum share of sustainable investments with an environmental objective because the Sub-fund's investment strategy does not have a specific environmental investment objective. Therefore, the minimum share of sustainable investments with an environmental objective is 0%.



What is the minimum share of socially sustainable investments?

Social, sustainability or sustainability-linked bonds may invest (part of) their use of proceeds in economic activities that contribute to a social objective.

In addition, the Sub-fund intends to make sustainable investments, measured as positive scores via Robeco's SDG Framework. Among those could be investments with social objectives. The social objectives of the Sub-fund are attained by investing in companies that score positively on SDG 1 (No poverty), SDG 2 (Zero hunger), SDG 3 (Good health and well-being), SDG 4 (Quality education), SDG 5 (Gender equality), SDG 6 (Clean water and sanitation), SDG 7 (Affordable and clean energy), SDG 8 (Decent work and economic growth), SDG 9 (Industry, innovation and infrastructure), SDG 10 (Reduced

inequalities), SDG 11 (Sustainable cities and communities), SDG 16 (Peace, justice and strong institutions) and SDG 17 (Partnerships for the goals), in Robeco's SDG Framework.

While the sum of socially sustainable investments and sustainable investments with an environmental objective always adds up to the Sub-fund's minimum proportion of sustainable investments, we do not commit to a minimum share of socially sustainable investments because the Sub-fund's investment strategy does not have a specific socially sustainable investment objective. Therefore, the minimum share of socially sustainable investments is 0%.



What investments are included under "#2 Other", what is their purpose and are there any minimum environmental or social safeguards?

The type of instruments included under "#2 Other" and their purpose are outlined in Annex I of this Prospectus under the header 'Financial instruments and investment restrictions'. They include cash, cash equivalents, as well as investment funds and eligible asset classes (other than bonds and equities) that do not specifically promote E/S characteristics. As indicated above, the Sub-fund does not make use of derivatives to attain the environmental or social characteristics promoted. The Sub-fund may make use of derivatives, which thus always fall under the category "#2 Other", for hedging, liquidity management and efficient portfolio management as well as investment purposes. Exchange traded and over-the-counter derivatives are permitted, including but not limited to futures, swaps, options and currency forwards. In case the Sub-fund uses derivatives, the underlying shall comply with the investment policy. Where relevant, minimum environmental or social safeguards are taken into account, by, for example, applying Robeco's Exclusion Policy for any single security derivative.



Is a specific index designated as a reference benchmark to determine whether this financial product is aligned with the environmental and/or social characteristics that it promotes?

Not applicable.

Reference benchmarks are indexes to measure whether the financial product attains the environmental or social characteristics that they promote.



Where can I find more product specific information online?

More product-specific information can be found on the website:

<https://www.robeco.com/en-int/products/funds>

- Robeco's PAI Statement can be accessed via the following link:
<https://www.robeco.com/files/docm/docu-principal-adverse-impact-statement-summary-entity-level.pdf>
- Robeco's Good Governance test can be accessed via the following link:
<https://www.robeco.com/files/docm/docu-robeco-good-governance-policy.pdf>
- Robeco's SDG framework:
<https://www.robeco.com/docm/docu-robeco-explanation-sdg-framework.pdf>
- Robeco's sustainability risk policy:
<https://www.robeco.com/files/docm/docu-robeco-sustainability-risk-policy.pdf>

c) Robeco All Strategy Euro Bonds

Pre-contractual disclosure for the financial products referred to in Article 8, paragraphs 1, 2 and 2a, of Regulation (EU) 2019/2088 and Article 6, first paragraph, of Regulation (EU) 2020/852

Product name: Robeco All Strategy Euro Bonds

Legal entity identifier: 213800PDS63NUN165C09

Environmental and/or social characteristics

Does this financial product have a sustainable investment objective?

Yes

No

It will make a minimum of **sustainable investments with an environmental objective:** ___%

- in economic activities that qualify as environmentally sustainable under the EU Taxonomy
- in economic activities that do not qualify as environmentally sustainable under the EU Taxonomy

It will make a minimum of **sustainable investments with a social objective:** ___%

It promotes **Environmental/Social (E/S) characteristics** and while it does not have as its objective a sustainable investment, it will have a minimum proportion of 5% of sustainable investments

- with an environmental objective in economic activities that qualify as environmentally sustainable under the EU Taxonomy
- with an environmental objective in economic activities that do not qualify as environmentally sustainable under the EU Taxonomy
- with a social objective

It promotes E/S characteristics, but **will not make any sustainable investments**

Sustainable investment means an investment in an economic activity that contributes to an environmental or social objective, provided that the investment does not significantly harm any environmental or social objective and that the investee companies follow good governance practices.

The **EU Taxonomy** is a classification system laid down in Regulation (EU) 2020/852, establishing a list of **environmentally sustainable economic activities**. That Regulation does not include a list of socially sustainable economic activities. Sustainable investments with an environmental objective might be aligned with the Taxonomy or not.



What environmental and/or social characteristics are promoted by this financial product?

1. The Sub-fund aims to contribute to the United Nations Sustainable Development Goals by investing in green, social, sustainability and/or sustainability-linked bonds that are used to finance environmental and social projects.

Sustainability indicators measure how the environmental or social characteristics promoted by the financial product are attained.

The Sub-fund has the following E/S characteristics for investments in corporate bonds:

1. The Sub-fund promotes certain minimum environmental and social safeguards through applying exclusion criteria with regards to products and business practices that Robeco believes are detrimental to society and incompatible with sustainable investment strategies, such as exposure to controversial behaviour, controversial weapons, and fossil fuels. Robeco deems investing in government bonds (federal or local) of countries where serious violations of human rights or a collapse of the governance structure take place as unsustainable. In addition, Robeco will follow applicable sanctions of the UN, EU or US to which it is subject and follows any mandatory (investment) restrictions deriving therefrom.
2. The Sub-fund limits investing in companies with an elevated sustainability risk based on ESG risk scores whereas all such investments require separate approval of a dedicated committee that oversees that all investments are substantiated and eligible based on a fundamental review on the sustainability risk.
3. The Sub-fund promotes adherence to and conducting business activities in accordance with the United Nations Universal Declaration of Human Rights, the International Labor Organization's (ILO) labor standards, the United Nations Guiding Principles for Business and Human Rights (UNGPs), the United Nations Global Compact (UNGC) and the OECD Guidelines for Multinational Enterprises, by scrutinizing companies that violate these principles.

The Sub-fund has the following E/S characteristics for investments in government bonds:

1. The Sub-fund promotes certain minimum environmental and social safeguards through applying exclusion criteria with regards to products and business practices that Robeco believes are detrimental to society and incompatible with sustainable investment strategies, such as exposure to controversial behaviour, controversial weapons, and fossil fuels. Robeco deems investing in government bonds (federal or local) of countries where serious violations of human rights or a collapse of the governance structure take place as unsustainable. In addition, Robeco will follow applicable sanctions of the UN, EU or US to which it is subject and follows any mandatory (investment) restrictions deriving therefrom.
2. The Sub-fund promotes investment in countries that perform well on the Robeco Country Sustainability Ranking. The Robeco Country Sustainability Ranking incorporates a wide range of ESG factors such as aging, corruption, social unrest, political risks and environmental risks.
3. The Sub-fund promotes investment in countries with policies and institutional frameworks to prevent and combat corruption.

There is no reference benchmark designated for the purpose of attaining the environmental or social characteristics promoted by the Sub-fund.

● ***What sustainability indicators are used to measure the attainment of each of the environmental or social characteristics promoted by this financial product?***

1. The % of the Sub-fund invested in green, social, sustainability and/or sustainability-linked bonds.

The Sub-fund has the following sustainability indicators to measure the attainment of the E/S characteristics of the corporate bonds:

1. The % of investments in securities that are on Robeco's Exclusion list as result of the application of Robeco's Exclusion Policy.
2. The % of corporate holdings with an elevated sustainability risk profile.
3. The number of companies that are in violation of the ILO standards, UNGPs, UNGC or OECD Guidelines for Multinational Enterprises and hence are a part of the Enhanced Engagement program.

The Sub-fund has the following sustainability indicators to measure the attainment of the E/S characteristics of the government bonds:

1. The % of investments in securities that are on Robeco's Exclusion list as result of the application of Robeco's Exclusion Policy.
2. The minimum weighted average score on Robeco's Country Sustainable Ranking.

3. The % of investments excluded from the Worldwide Governance Indicators (WGI) - Control of Corruption ranking.

● ***What are the objectives of the sustainable investments that the financial product partially intends to make and how does the sustainable investment contribute to such objectives?***

The portion of the sustainable investments are green, social, sustainability and sustainability-linked bonds, and therefore contribute to the environmental objectives under EU Taxonomy. The Sub-fund does not have an explicit goal for contribution to UN SDGs. If there are corporate investments made then Robeco will use its proprietary SDG framework to examine which issuers make a positive contribution to the UN SDGs and which can be regarded as Sustainable investments as defined under Article 2(17) of SFDR. Positive SDG scores (+1, +2, +3) are regarded as sustainable investments.

● ***How do the sustainable investments that the financial product partially intends to make, not cause significant harm to any environmental or social sustainable investment objective?***

For sustainable investments that are either green, social, sustainability or sustainability-linked bonds, significant harm is avoided by the application of the Robeco's green, social, sustainability or sustainability-linked bond eligibility frameworks.

For corporate investments, Robeco's SDG Framework is considered for the analysis of sustainable investments determined by positive scores on this framework. Robeco's SDG Framework assesses the contribution of companies to the Sustainable Development Goals (SDGs). Many PAI indicators are either directly or indirectly included in the SDG Framework to determine whether a company has significant impacts on the SDGs related to the PAI indicators. A detailed description of the incorporation of principal adverse impacts is available via Robeco's Principal Adverse Impact Statement published on the Robeco website.

How have the indicators for adverse impacts on sustainability factors been taken into account?

For sustainable investments that are either green, social, sustainability or sustainability-linked bonds, significant harm is avoided by the application of the Robeco's green, social, sustainability or sustainability-linked bond eligibility framework. As a result, the following adverse impacts are taken into account:

- Table 1, PAI 15 (GHG intensity)
- Table 1, PAI 16 (Investee countries subject to social violations)
- Table 2, PAI 17 (Share of bonds that do not classify as Green Bonds)

For corporates, Robeco's SDG Framework is considered for the analysis of sustainable investments determined by positive scores on this framework. Robeco's SDG Framework assesses the contribution of companies to the Sustainable Development Goals (SDGs). Many PAI indicators are either directly or indirectly included in the SDG Framework to determine whether a company has significant impacts on the SDGs related to the PAI indicators. A detailed description of the incorporation of Principal Adverse Impact is available via Robeco's Principal Adverse Impact Statement published on the Robeco website (<https://www.robeco.com/files/docm/docu-principal-adverse-impact-statement-summary-entity-level.pdf>).

How are the sustainable investments aligned with the OECD Guidelines for Multinational Enterprises and the UN Guiding Principles on Business and Human Rights? Details:

For the corporate investments, the sustainable investments are aligned with the OECD Guidelines for Multinational Enterprises and the UN Guiding Principles on Business and Human Rights via Robeco's Exclusion Policy.

Robeco's Exclusion Policy includes an explanation of how Robeco acts in accordance with the International Labor Organization (ILO) standards, United Nations Guiding Principles (UNGPs), United Nations Global Compact (UNGC) Principles and the Organization for Economic Co-operation and Development (OECD) Guidelines for Multinational Enterprises and is guided by these international treaties to assess the behavior of companies. Robeco continuously screens its investments for breaches of these principles. In case of a breach, the company will be excluded or engaged with, and is not considered a sustainable investment.

Robeco's SDG Framework screens for breaches on these principles in the final step of the framework. In this step, Robeco checks whether the company concerned has been involved in any controversies. Involvement in any controversy will result in a negative SDG score for the company, meaning it is not a sustainable investment.

In addition, the Sub-fund invest in sovereigns and supranationals, for which sustainable investments defined as green, social, sustainability and/or sustainability-linked bonds from these issuers are not aligned with the OECD Guidelines for Multinational Enterprises and the UN Guiding Principles on Business and Human Rights.

The EU Taxonomy sets out a "do not significant harm" principle by which Taxonomy-aligned investments should not significantly harm EU Taxonomy objectives and is accompanied by specific EU criteria.

The "do no significant harm" principle applies only to those investments underlying the financial product that take into account the EU criteria for environmentally sustainable economic activities. The investments underlying the remaining portion of this financial product do not take into account the EU criteria for environmentally sustainable economic activities.

Any other sustainable investments must also not significantly harm any environmental or social objectives.



Does this financial product consider principal adverse impacts on sustainability factors?

Yes, _____

The Sub-fund considers principal adverse impacts on sustainability factors as referred to in Annex I of the SFDR Delegated Act.

Pre-investment, the following principal adverse impacts on sustainability factors are considered:

As part of Country Sustainability ranking, used for the fundamental analysis of bonds, the following PAIs are considered:

- Table 1, PAI 15 (GHG intensity)
- Table 1, PAI 16 (Investee countries subject to social violations)

In addition, the Sub-fund has E/S promoting characteristics in relation to:

- Table 2, PAI 17 (Share of bonds that do not classify as Green Bonds)
- Table 3, PAI 21 (Control of Corruption)

Post-investment, the following principal adverse impacts on sustainability factors are taken into account:

- Table 1, PAI 15 (GHG intensity), via Robeco's engagement program

More information is available via Robeco's Principal Adverse Impact Statement, published on Robeco's website. The Sub-fund will periodically report how it has considered the principal adverse impacts of its investments in the Company's annual report, which will be made available each year on or before 30 April at the Sub-fund page highlighted in final section of this document.

No



What investment strategy does this financial product follow?

Robeco All Strategy Euro Bonds is an actively managed fund that invests primarily in euro-denominated government and non-government bonds. The selection of these bonds is based on fundamental analysis as described in the Investment policy strategy paragraph in Appendix I of this Prospectus.

The strategy integrates sustainability indicators on a continuous basis as part of the bond selection process. Amongst others, the Sub-fund applies norms-based, activity-based and country-based exclusions, Robeco's good governance policy, Robeco's SDG framework and considers Principal Adverse Impacts in the investment process. More product-specific information can be found on our website and the links provided in the final question of this disclosure.

Principal adverse impacts are the most significant negative impacts of investment decisions on sustainability factors relating to environmental, social and employee matters, respect for human rights, anti-corruption and anti-bribery matters.

The investment strategy guides investment decisions based on factors such as investment objectives and risk tolerance.

● **What are the binding elements of the investment strategy used to select the investments to attain each of the environmental or social characteristics promoted by this financial product?**

1. The Sub-fund invests a minimum of 5% in green, social, sustainability, and/or sustainability-linked bonds.

The Sub-fund has the following binding elements to attain the E/S characteristics for the corporate bonds:

1. The Sub-fund's portfolio complies with Robeco's Exclusion Policy (<https://www.robeco.com/files/docm/docu-exclusion-policy.pdf>) that is based on exclusion criteria that Robeco believes are detrimental to society and incompatible with sustainable investment strategies. This means that the Sub-fund has 0% exposure to excluded securities, taking into account a grace period. Information with regards to the effects of the exclusions on the Sub-fund's universe can be found at <https://www.robeco.com/files/docm/docu-exclusion-list.pdf>.
2. Investments with an elevated sustainability risk are defined by Robeco as companies with an ESG Risk Rating of 40 and higher (the ESG Risk Rating is explained in the sustainability risk policy which can be accessed via <https://www.robeco.com/files/docm/docu-robeco-sustainability-risk-policy.pdf>). The Sub-fund is limited to a maximum exposure of 3% to investments with an elevated sustainability risk, based on the market weight in the portfolio taking into account regional differences and benchmark. Each investment with an ESG Risk rating of higher than 40 requires separate approval by a dedicated committee of sustainable investment specialists, compliance and risk management that oversees the bottom-up sustainability analysis.
3. The Sub-fund scrutinizes investment in companies that are in breach of the ILO standards, UNGPs, UNGC or OECD Guidelines for Multinational Enterprises. If a company in the portfolio breaches one of the international guidelines during the investment period, the company will become part of the Enhanced Engagement program. When engagement is deemed highly unlikely to succeed, the company might be excluded directly.

The Sub-fund has the following binding elements to attain the E/S characteristics for government bonds:

1. The Sub-fund's portfolio complies with Robeco's Exclusion Policy (<https://www.robeco.com/files/docm/docu-exclusion-policy.pdf>) that is based on exclusion criteria that Robeco believes are detrimental to society and incompatible with sustainable investment strategies. This means that the Sub-fund has 0% exposure to excluded securities, taking into account a grace period. Information with regards to the effects of the exclusions on the Sub-fund's universe can be found at <https://www.robeco.com/files/docm/docu-exclusion-list.pdf>.
2. The Sub-fund's portfolio has a minimum weighted average score of at least 6 on Robeco's Country Sustainability Ranking.
3. The Sub-fund excludes sovereign bonds issued by the bottom 15% of the Worldwide Governance Indicators (WGI) - Control of Corruption ranking.

● **What is the committed minimum rate to reduce the scope of the investments considered prior to the application of that investment strategy?**

The Sub-fund does not commit to a minimum rate to reduce the scope of investments prior to the application of the investment strategy.

● **What is the policy to assess good governance practices of the investee companies?**

Robeco has a Good Governance policy to assess governance practices of companies. The policy describes how Robeco determines if and when a company does not follow good governance practices and is therefore excluded from the initial investment universe for Article 8 and 9 products. Robeco's Good Governance policy applies to the Sub-fund and tests on a set of governance criteria that reflect widely

Good governance practices include sound management structures, employee relations,

remuneration of staff and tax compliance.

recognized industry established norms and include topics as employee relations, management structure, tax compliance and remuneration.

The Good Governance test consists of criteria on such topics that are examined for investee companies and further explained in Robeco's Good Governance policy <https://www.robeco.com/files/docm/docu-robeco-good-governance-policy.pdf>. Additionally, the companies that do not pass the good governance test are reflected in the exclusion list that can be accessed here - <https://www.robeco.com/files/docm/docu-exclusion-list.pdf>.



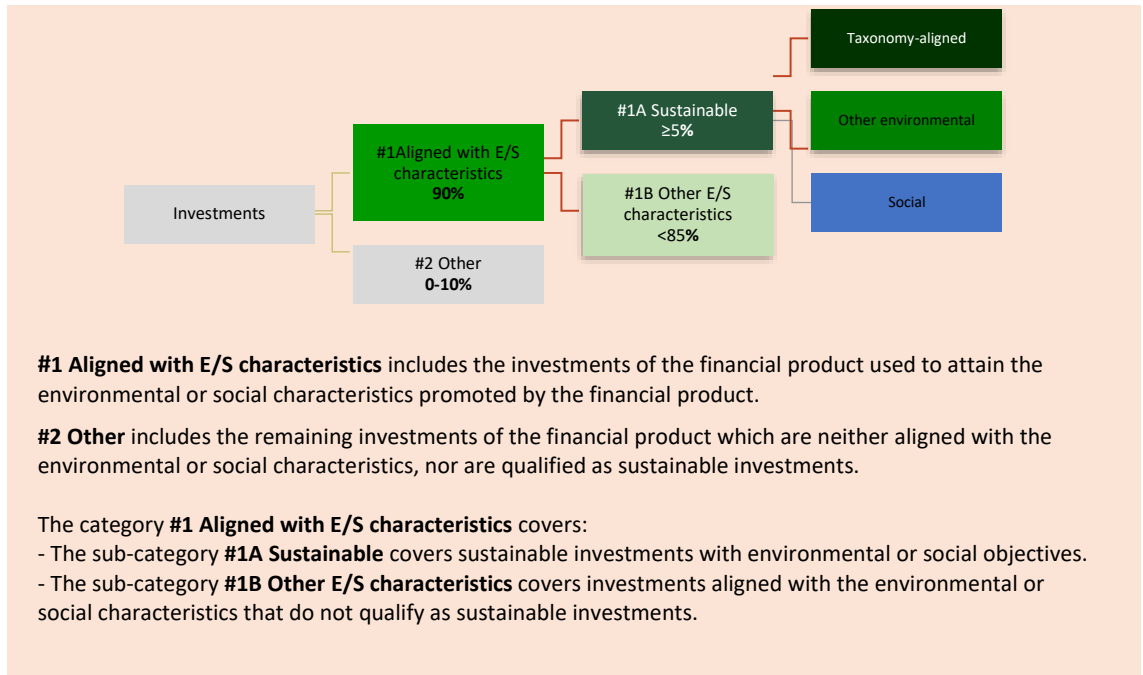
What is the asset allocation planned for this financial product?

Asset allocation describes the share of investments in specific assets.

At least 90% of the investments are aligned with the E/S characteristics of the Sub-fund. The Sub-fund plans to make a minimum of 5% sustainable investments, measured by either being positive scores via Robeco's SDG Framework or investments in green, social, sustainability or sustainability-linked bonds. The investments in the category Other, estimated between 0-10%, are mostly in cash, cash equivalents and derivatives as further described below. The planned asset allocation is monitored continuously, and evaluated on a yearly basis.

Taxonomy-aligned activities are expressed as a share of:

- **turnover** reflecting the share of revenue from green activities of investee companies
- **capital expenditure** (CapEx) showing the green investments made by investee companies, e.g. for a transition to a green economy.
- **operational expenditure** (OpEx) reflecting green operational activities of investee companies.



How does the use of derivatives attain the environmental or social characteristics promoted by the financial product?

The Sub-fund does not make use of derivatives to attain the environmental or social characteristics promoted by the financial product. The Sub-fund may make use of derivatives for hedging, liquidity management and efficient portfolio management as well as investment purposes in the global fixed income, money market, interest rates and currency markets. As and when the Sub-fund uses derivatives, the underlying shall comply with the investment policy of the Sub-fund. Where relevant, minimum environmental or social safeguards are taken into account as described below.



To what minimum extent are sustainable investments with an environmental objective aligned with the EU Taxonomy?

0%. The Sub-fund intends to contribute to all environmental objectives under the EU Taxonomy via the investments in Green Bonds. The Sub-fund commits to a minimum share of 0% of Taxonomy-aligned activities. The Sub-fund intends to increase the minimum share of Taxonomy aligned activities for the Sub-fund, based on use of proceeds, once data availability in relation to the EU Taxonomy for Green bonds improves and stabilises.

The Sub-fund will report on Taxonomy-aligned investment in the periodic disclosures. Given the lack of data on the EU Taxonomy for Green Bonds in the market, Robeco relies on internal analysis for the time being. EU Taxonomy-alignment data is not yet subject to a review by third parties. The expected level of alignment with and without sovereign bonds is the same.

To comply with the EU Taxonomy, the criteria for **fossil gas** include limitations on emissions and switching to renewable power or low-carbon fuels by the end of 2035. For **nuclear energy**, the criteria include comprehensive safety and waste management rules.

Enabling activities directly enable other activities to make a substantial contribution to an environmental objective.

Transitional activities are activities for which low-carbon alternatives are not yet available and among others have greenhouse gas emission levels corresponding to the best performance.

● **Does the financial product invest in fossil gas and/or nuclear energy related activities that comply with the EU Taxonomy⁹⁶?**

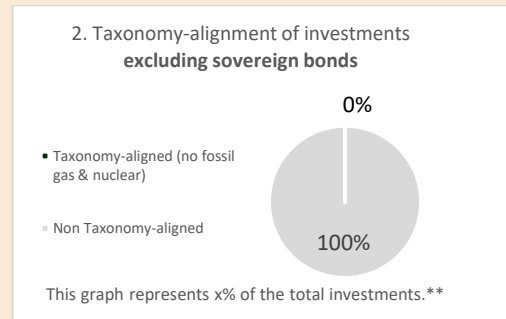
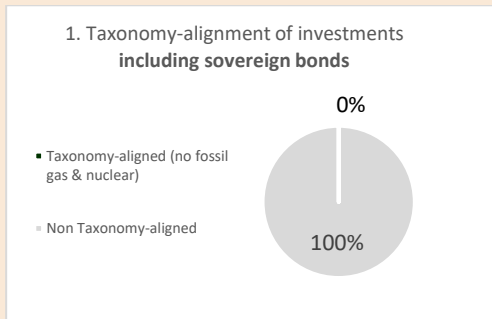
Yes

In fossil gas

In nuclear energy

No

The two graphs below show in green the minimum percentage of investments that are aligned with the EU Taxonomy. As there is no appropriate methodology to determine the Taxonomy-alignment of sovereign bonds, the first graph shows the Taxonomy alignment in relation to all the investments of the financial product including sovereign bonds, while the second graph shows the Taxonomy alignment only in relation to the investments of the financial product other than sovereign bonds.*



* For the purpose of these graphs, 'sovereign bonds' consist of all sovereign exposures
 ** As the investments are not Taxonomy-aligned, the exclusion of sovereign bonds has no impact on the graph and therefore no such percentage is shown here.

● **What is the minimum share of investments in transitional and enabling activities?**

0%.

⁹⁶ Fossil gas and/or nuclear related activities will only comply with the EU Taxonomy where they contribute to limiting climate change ("climate change mitigation") and do not significantly harm any EU Taxonomy objective - see explanatory note in the left hand margin. The full criteria for fossil gas and nuclear energy economic activities that comply with the EU Taxonomy are laid down in Commission Delegated Regulation (EU) 2022/1214.



What is the minimum share of sustainable investments with an environmental objective that are not aligned with the EU Taxonomy?

Green bonds may invest (part of) their use of proceeds in economic activities that do not qualify as environmentally sustainable under the EU Taxonomy, however the Sub-fund does not intend to set a minimum target. While the sum of sustainable investments with an environmental objective and socially sustainable investments always adds up to the Sub-fund's minimum proportion of 5% sustainable investments, we do not commit to a minimum share of sustainable investments with an environmental objective because the Sub-fund's investment strategy does not have a specific environmental investment objective. Therefore, the minimum share of sustainable investments with an environmental objective is 0%.



What is the minimum share of socially sustainable investments?

Social, sustainability or sustainability-linked bonds may invest (part of) their use of proceeds in economic activities that contribute to a social objective, however the Sub-fund does not intend to set a minimum target. While the sum of socially sustainable investments and sustainable investments with an environmental objective always adds up to the Sub-fund's minimum proportion of sustainable investments, we do not commit to a minimum share of socially sustainable investments because the Sub-fund's investment strategy does not have a specific socially sustainable investment objective. Therefore, the minimum share of socially sustainable investments is 0%.




What investments are included under "#2 Other", what is their purpose and are there any minimum environmental or social safeguards?

The type of instruments included under "#2 Other" and their purpose are outlined in Annex I of this Prospectus under the header 'Financial instruments and investment restrictions'. They include cash, cash equivalents, as well as investment funds and eligible asset classes (other than bonds and equities) that do not specifically promote E/S characteristics. As indicated above, the Sub-fund does not make use of derivatives to attain the environmental or social characteristics promoted. The Sub-fund may make use of derivatives, which thus always fall under the category "#2 Other", for hedging, liquidity management and efficient portfolio management as well as investment purposes. Exchange traded and over-the-counter derivatives are permitted, including but not limited to futures, swaps, options and currency forwards. In case the Sub-fund uses derivatives, the underlying shall comply with the investment policy. Where relevant, minimum environmental or social safeguards are taken into account, by, for example, applying Robeco's Exclusion Policy for any single security derivative.



Is a specific index designated as a reference benchmark to determine whether this financial product is aligned with the environmental and/or social characteristics that it promotes?

Not applicable.

 are sustainable investments with an environmental objective that **do not take into account the criteria for environmentally sustainable economic activities under the EU Taxonomy.**

Reference benchmarks are indexes to measure whether the financial product attains the environmental or social characteristics that they promote.



Where can I find more product specific information online?

More product-specific information can be found on the website:

<https://www.robeco.com/en-int/products/funds>

- Robeco's PAI Statement can be accessed via the following link:
<https://www.robeco.com/files/docm/docu-principal-adverse-impact-statement-summary-entity-level.pdf>
- Robeco's Good Governance test can be accessed via the following link:
<https://www.robeco.com/files/docm/docu-robeco-good-governance-policy.pdf>
- Robeco's SDG framework:
<https://www.robeco.com/docm/docu-robeco-explanation-sdg-framework.pdf>
- Robeco's sustainability risk policy:
<https://www.robeco.com/files/docm/docu-robeco-sustainability-risk-policy.pdf>

d) Robeco European High Yield Bonds

Pre-contractual disclosure for the financial products referred to in Article 8, paragraphs 1, 2 and 2a, of Regulation (EU) 2019/2088 and Article 6, first paragraph, of Regulation (EU) 2020/852

Product name: Robeco European High Yield Bonds

Legal entity identifier: 21380033AH4QAGYE2R38

Environmental and/or social characteristics

Does this financial product have a sustainable investment objective?



Yes



No

It will make a minimum of **sustainable investments with an environmental objective:** ____%

- in economic activities that qualify as environmentally sustainable under the EU Taxonomy
- in economic activities that do not qualify as environmentally sustainable under the EU Taxonomy

It will make a minimum of **sustainable investments with a social objective:** ____%

It promotes **Environmental/Social (E/S) characteristics** and while it does not have as its objective a sustainable investment, it will have a minimum proportion of 30% of sustainable investments

- with an environmental objective in economic activities that qualify as environmentally sustainable under the EU Taxonomy
- with an environmental objective in economic activities that do not qualify as environmentally sustainable under the EU Taxonomy
- with a social objective

It promotes E/S characteristics, but **will not make any sustainable investments**

Sustainable investment means an investment in an economic activity that contributes to an environmental or social objective, provided that the investment does not significantly harm any environmental or social objective and that the investee companies follow good governance practices.

The **EU Taxonomy** is a classification system laid down in Regulation (EU) 2020/852, establishing a list of **environmentally sustainable economic activities**. That Regulation does not include a list of socially sustainable economic activities. Sustainable investments with an environmental objective might be aligned with the Taxonomy or not.



What environmental and/or social characteristics are promoted by this financial product?

The Sub-fund has the following E/S characteristics:

Sustainability indicators measure how the environmental or social characteristics promoted by the financial product are attained.

1. The Sub-fund promotes certain minimum environmental and social safeguards through applying exclusion criteria with regards to products and business practices that Robeco believes are detrimental to society and incompatible with sustainable investment strategies, such as exposure to controversial behaviour, controversial weapons, and fossil fuels.
2. The Sub-fund promotes adherence to and conducting business activities in accordance with the United Nations Universal Declaration of Human Rights, the International Labor Organization's (ILO) labor standards, the United Nations Guiding Principles for Business and Human Rights (UNGPs), the United Nations Global Compact (UNGC) and the OECD Guidelines for Multinational Enterprises, by scrutinizing companies that violate these principles.
3. The Sub-fund limits investing in companies with an elevated sustainability risk based on ESG risk scores whereas all such investments require separate approval of a dedicated committee that oversees that all investments are substantiated and eligible based on a fundamental review on the sustainability risk.
4. The Sub-fund aims to contribute to the United Nations Sustainable Development Goals by investing in green, social, sustainability and/or sustainability-linked bonds that are used to finance environmental and social projects.

There is no reference benchmark designated for the purpose of attaining the environmental or social characteristics promoted by the Sub-fund.

● ***What sustainability indicators are used to measure the attainment of each of the environmental or social characteristics promoted by this financial product?***

The Sub-fund has the following sustainability indicators:

1. The % of investments in securities that are on Robeco's Exclusion list as result of the application of Robeco's Exclusion Policy.
2. The number of companies that are in violation of the ILO standards, UNGPs, UNGC or OECD Guidelines for Multinational Enterprises and hence are a part of the Enhanced Engagement program.
3. The % of holdings with an elevated sustainability risk profile.
4. The % of the Sub-fund invested in green, social, sustainability and/or sustainability-linked bonds.

● ***What are the objectives of the sustainable investments that the financial product partially intends to make and how does the sustainable investment contribute to such objectives?***

The sustainable investments aim to contribute to the UN Sustainable Development Goals ("SDGs"), that have both social and environmental objectives. These are 17 goals that are globally recognised and include environmental goals such as climate action, clean water, life on land and water and social goals such as zero hunger, gender equality, education, etc. Robeco has developed a proprietary framework based on the UN SDGs through which an issuer's contribution to such SDGs is determined through a 3-step process. This process starts with a sector baseline on which a company's products are analysed to examine contribution to the society and environment. Further, the operational processes involved in creating such products is checked along with any controversies/litigation claims and remediation actions taken which are perused before a final SDG score is determined. The final score ranges between high negative (-3) to high positive (+3) and only those issuers which achieve positive SDG scores (+1, +2 and +3) are regarded as Sustainable Investments. Some of the sustainable investments are Green Bonds, and therefore contribute to the environmental objectives under EU Taxonomy.

● ***How do the sustainable investments that the financial product partially intends to make, not cause significant harm to any environmental or social sustainable investment objective?***

The sustainable investments do no significant harm to any environmental or social sustainable investment objective by considering a principal adverse impact and aligning with the OECD Guidelines for Multinational Enterprises and the UN Guiding Principles on Business and Human Rights. In addition, sustainable investments score positively on Robeco's SDG Framework or are assessed by either Robeco's Green Bond Framework or Social Bond Framework, and therefore do not cause significant harm.

How have the indicators for adverse impacts on sustainability factors been taken into account?

For sustainable investments that are either green, social, sustainability or sustainability-linked bonds, significant harm is avoided by the application of the Robeco's green, social, sustainability or sustainability-linked bond eligibility frameworks.

Robeco's SDG Framework is considered for the analysis of sustainable investments determined by positive scores on this framework. Robeco's SDG Framework assesses the contribution of companies to the Sustainable Development Goals (SDGs). Many PAI indicators are either directly or indirectly included in the SDG Framework to determine whether a company has significant impacts on the SDGs related to the PAI indicators. A detailed description of the incorporation of principal adverse impacts is available via Robeco's Principal Adverse Impact Statement published on the Robeco website (<https://www.robeco.com/files/docm/docu-principal-adverse-impact-statement-summary-entity-level.pdf>).

How are the sustainable investments aligned with the OECD Guidelines for Multinational Enterprises and the UN Guiding Principles on Business and Human Rights? Details:

The sustainable investments are aligned with the OECD Guidelines for Multinational Enterprises and the UN Guiding Principles on Business and Human Rights via both Robeco's Exclusion Policy and Robeco's SDG Framework.

Robeco's Exclusion Policy includes an explanation of how Robeco acts in accordance with the International Labor Organization (ILO) standards, United Nations Guiding Principles (UNGPs), United Nations Global Compact (UNGC) Principles and the Organization for Economic Co-operation and Development (OECD) Guidelines for Multinational Enterprises and is guided by these international treaties to assess the behavior of companies. Robeco continuously screens its investments for breaches of these principles. In case of a breach, the company will be excluded or engaged with, and is not considered a sustainable investment.

Robeco's SDG Framework screens for breaches on these principles in the final step of the framework. In this step, Robeco checks whether the company concerned has been involved in any controversies. Involvement in any controversy will result in a negative SDG score for the company, meaning it is not a sustainable investment.

The EU Taxonomy sets out a "do not significant harm" principle by which Taxonomy-aligned investments should not significantly harm EU Taxonomy objectives and is accompanied by specific EU criteria.

The "do no significant harm" principle applies only to those investments underlying the financial product that take into account the EU criteria for environmentally sustainable economic activities. The investments underlying the remaining portion of this financial product do not take into account the EU criteria for environmentally sustainable economic activities.

Any other sustainable investments must also not significantly harm any environmental or social objectives.



Does this financial product consider principal adverse impacts on sustainability factors?

Yes, _____

The Sub-fund considers principal adverse impacts on sustainability factors as referred to in Annex I of the SFDR Delegated Act.

Pre-investment, the following principal adverse impacts on sustainability factors are considered:

- o Via the applied normative and activity-based exclusions, the following PAIs are considered:
 - Exposure to companies active in the fossil fuel sector (PAI 4, Table 1)
 - Violations of the UN Global Compact Principles and Organisation for Economic Cooperation and Development (OECD) Guidelines for Multinational Enterprises (PAI 10, Table 1)
 - Activities negatively affecting biodiversity-sensitive areas (PAI 7, Table 1). The consideration of this PAI is currently restricted to applying exclusions to palm oil producing companies and for any breaches to the UNGC, UNGP and OECD Guidelines for Multinational Enterprises in relation to biodiversity.
 - Exposure to controversial weapons (anti-personnel mines, cluster munitions, chemical weapons (PAI 14, Table 1)
- o Via the ESG integration process, as part of the investment due diligence policies and procedures, the following PAIs are considered:
 - All indicators related to GHG emissions, as part of the required Climate Risk analysis (PAI 1-6, Table 1, PAI 4, Table 2)
 - Water and waste indicators (PAI 7-9, Table 1)

Post-investment, the following principal adverse impacts on sustainability factors are taken into account via Robeco's entity engagement program:

- All indicators related to Climate and other environment-related indicators (PAI 1-9, Table 1)
- Violations of the UN Global Compact Principles and Organisation for Economic Cooperation and Development (OECD) Guidelines for Multinational Enterprises (PAI 10, Table 1). On an ongoing basis, the investment universe is scanned for controversial behavior in relation to the aforementioned principles and guidelines.
- In addition, based on a yearly review of Robeco's performance on all mandatory and selected voluntary indicators, holdings of the Sub-fund that cause adverse impact might be selected for engagement.

Principal adverse impacts are the most significant negative impacts of investment decisions on sustainability factors relating to environmental, social and employee matters, respect for human rights, anti-corruption and anti-bribery matters.

More information is available via Robeco's Principal Adverse Impact Statement, published on Robeco's website. The Sub-fund will periodically report how it has considered the principal adverse impacts of its investments in the Company's annual report, which will be made available each year on or before 30 April at the Sub-fund page highlighted in final section of this document.

No



The investment strategy guides investment decisions based on factors such as investment objectives and risk tolerance.

What investment strategy does this financial product follow?

Robeco European High Yield Bonds is an actively managed fund that invests in bonds with a sub-investment grade rating, issued primarily by European and US issuers. The selection of these bonds is based on fundamental analysis as described in the Investment policy strategy paragraph in Appendix I of this Prospectus. The strategy integrates sustainability indicators on a continuous basis as part of the bond selection process. Amongst others, the Sub-fund applies norms-based, activity-based and regional exclusions, Robeco's good governance policy, Robeco's SDG framework and considers Principal Adverse Impacts in the investment process. More product-specific information can be found on our website and the links provided in the final question of this disclosure.

What are the binding elements of the investment strategy used to select the investments to attain each of the environmental or social characteristics promoted by this financial product?

The Sub-fund has the following binding elements:

1. The Sub-fund's portfolio complies with Robeco's Exclusion Policy (<https://www.robeco.com/files/docm/docu-exclusion-policy.pdf>), that is based on exclusion criteria with regards to products and business practices that Robeco believes are detrimental to society and incompatible with sustainable investment strategies. This means that the Sub-fund has 0% exposure to excluded securities, taking into account a grace period. Information with regards to the effects of the exclusions on the Sub-fund's universe can be found at <https://www.robeco.com/files/docm/docu-exclusion-list.pdf>.
2. The Sub-fund scrutinizes investment in companies that are in breach of the ILO standards, UNGPs, UNGC or OECD Guidelines for Multinational Enterprises. If a company in the portfolio breaches one of the international guidelines during the investment period, the company will become part of the Enhanced Engagement program.
3. Investments with an elevated sustainability risk are defined by Robeco as companies with an ESG Risk Rating of 40 and higher (the ESG Risk Rating is explained in the sustainability risk policy which can be accessed via <https://www.robeco.com/files/docm/docu-robeco-sustainability-risk-policy.pdf>). The Sub-fund is limited to a maximum exposure of 10% to investments with an elevated sustainability risk, based on the market weight in the portfolio taking into account regional differences and benchmark. Each investment with an ESG Risk rating of higher than 40 requires separate approval by a dedicated committee of sustainable investment specialists, compliance and risk management that oversees the bottom-up sustainability analysis.
4. The Sub-fund invests a minimum of 2% in green, social, sustainability, and/or sustainability-linked bonds.

What is the committed minimum rate to reduce the scope of the investments considered prior to the application of that investment strategy?

The Sub-fund does not commit to a minimum rate to reduce the scope of investments prior to the application of the investment strategy.

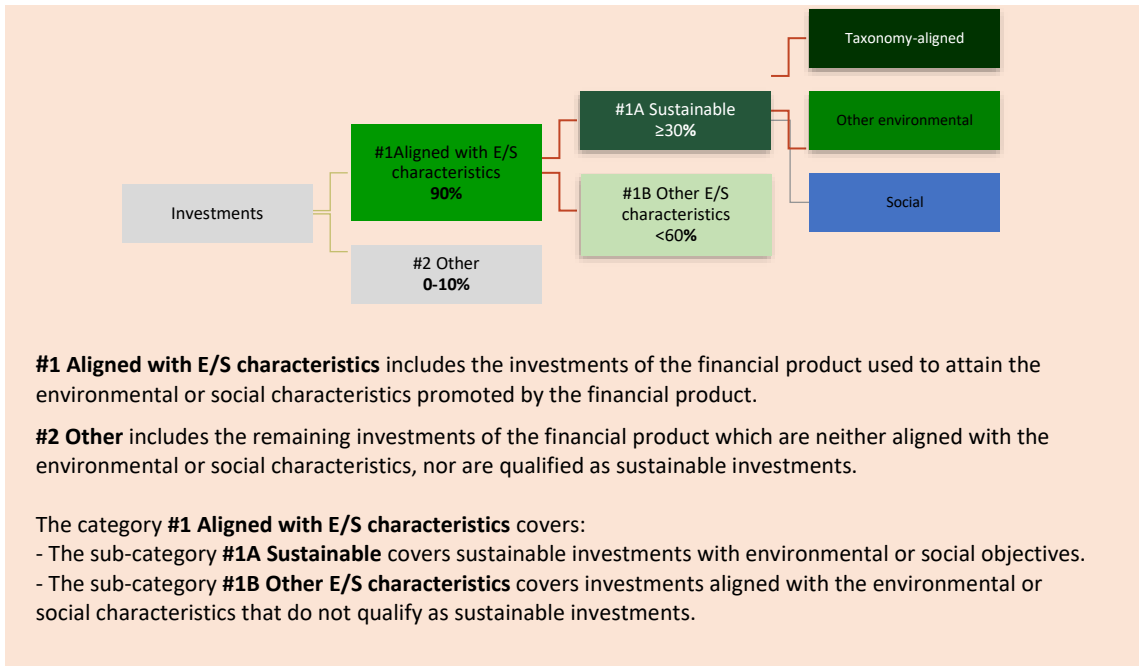
What is the policy to assess good governance practices of the investee companies?

Robeco has a Good Governance policy to assess governance practices of companies. The policy describes how Robeco determines if and when a company does not follow good governance practices and is therefore excluded from the initial investment universe for Article 8 and 9 products. Robeco's Good Governance policy applies to the Sub-fund and tests on a set of governance criteria that reflect widely recognized industry established norms and include topics as employee relations, management structure, tax compliance and remuneration.

The Good Governance test consists of criteria on such topics that are examined for investee companies and further explained in Robeco's Good Governance policy <https://www.robeco.com/files/docm/docu-robeco-good-governance-policy.pdf>. Additionally, the companies that do not pass the good governance test are reflected in the exclusion list that can be accessed here - <https://www.robeco.com/files/docm/docu-exclusion-list.pdf>.

What is the asset allocation planned for this financial product?

At least 90% of the investments are aligned with the E/S characteristics of the Sub-fund. The Sub-fund plans to make a minimum of 30% sustainable investments, measured by either being positive scores via Robeco's SDG Framework or investments in green, social, sustainability or sustainability-linked bonds. The investments in the category Other, estimated between 0-10%, are mostly in cash, cash equivalents and derivatives as further described below. The planned asset allocation is monitored continuously, and evaluated on a yearly basis.



How does the use of derivatives attain the environmental or social characteristics promoted by the financial product?

The Sub-fund does not make use of derivatives to attain the environmental or social characteristics promoted by the financial product. The Sub-fund may make use of derivatives for hedging, liquidity management and efficient portfolio management as well as investment purposes in the global fixed income, money market, interest rates and currency markets. In case the Sub-fund uses derivatives, the

Good governance practices include sound management structures, employee relations, remuneration of staff and tax compliance.



Asset allocation describes the share of investments in specific assets.

Taxonomy-aligned activities are expressed as a share of:

- **turnover** reflecting the share of revenue from green activities of investee companies
- **capital expenditure** (CapEx) showing the green investments made by investee companies, e.g. for a transition to a green economy.
- **operational expenditure** (OpEx) reflecting green operational activities of investee companies.

underlying shall comply with the investment policy of the Sub-fund. Where relevant, minimum environmental or social safeguards are taken into account as described below.



To what minimum extent are sustainable investments with an environmental objective aligned with the EU Taxonomy?

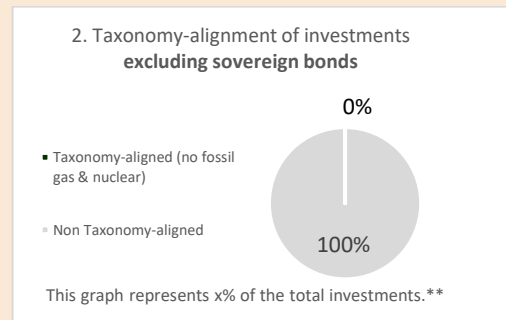
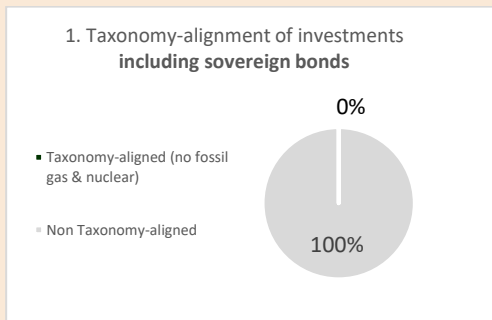
0%. The Sub-fund intends to contribute to all 6 environmental objectives under the EU Taxonomy via the investments in Green Bonds. The Sub-fund commits to a minimum share of 0% of Taxonomy-aligned activities. The Sub-fund intends to increase the minimum share of Taxonomy aligned activities for the Sub-fund, based on use of proceeds, once data availability in relation to the EU Taxonomy for Green Bonds improves and stabilises.

The Sub-fund will report on Taxonomy-aligned investment in the periodic disclosures. For investments in corporate bonds, the Sub-fund will report on turnover. Given the lack of data on the EU Taxonomy for Green Bonds in the market, Robeco relies on internal analysis for the time being. EU Taxonomy-alignment data is not yet subject to a review by third parties. The expected level of alignment with and without sovereign bonds is the same.

Does the financial product invest in fossil gas and/or nuclear energy related activities that comply with the EU Taxonomy⁹⁷?

- Yes
 - In fossil gas
 - In nuclear energy
- No

The two graphs below show in green the minimum percentage of investments that are aligned with the EU Taxonomy. As there is no appropriate methodology to determine the Taxonomy-alignment of sovereign bonds, the first graph shows the Taxonomy alignment in relation to all the investments of the financial product including sovereign bonds, while the second graph shows the Taxonomy alignment only in relation to the investments of the financial product other than sovereign bonds.*



*** For the purpose of these graphs, 'sovereign bonds' consist of all sovereign exposures**

**** As the investments are not Taxonomy-aligned, the exclusion of sovereign bonds has no impact on the graph and therefore no such percentage is shown here.**

To comply with the EU Taxonomy, the criteria for **fossil gas** include limitations on emissions and switching to renewable power or low-carbon fuels by the end of 2035. For **nuclear energy**, the criteria include comprehensive safety and waste management rules.

Enabling activities directly enable other activities to make a substantial contribution to an environmental objective.

Transitional activities are activities for which low-carbon alternatives are not yet available and

⁹⁷ Fossil gas and/or nuclear related activities will only comply with the EU Taxonomy where they contribute to limiting climate change ("climate change mitigation") and do not significantly harm any EU Taxonomy objective - see explanatory note in the left hand margin. The full criteria for fossil gas and nuclear energy economic activities that comply with the EU Taxonomy are laid down in Commission Delegated Regulation (EU) 2022/1214.

among others have greenhouse gas emission levels corresponding to the best performance.

● **What is the minimum share of investments in transitional and enabling activities?**

0%.



What is the minimum share of sustainable investments with an environmental objective that are not aligned with the EU Taxonomy?

Green bonds may invest (part of) their use of proceeds in economic activities that do not qualify as environmentally sustainable under the EU Taxonomy. In addition, the Sub-fund intends to make sustainable investments measured as positive scores via Robeco's SDG Framework. Among those could be investments with environmental objectives that do not qualify as Taxonomy-aligned. The environmental objectives of the Sub-fund are attained by investing in companies that score positively on SDG 12 (Responsible consumption and production), SDG 13 (Climate action), SDG 14 (Life below water), and SDG 15 (Life on land) in Robeco's SDG Framework.

While the sum of sustainable investments with an environmental objective and socially sustainable investments always adds up to the Sub-fund's minimum proportion of 30% sustainable investments, we do not commit to a minimum share of sustainable investments with an environmental objective because the Sub-fund's investment strategy does not have a specific environmental investment objective. Therefore, the minimum share of sustainable investments with an environmental objective is 0%.



What is the minimum share of socially sustainable investments?

Social, sustainability or sustainability-linked bonds may invest (part of) their use of proceeds in economic activities that contribute to a social objective.


In addition, the Sub-fund intends to make sustainable investments, measured as positive scores via Robeco's SDG Framework. Among those could be investments with social objectives. The social objectives of the Sub-fund are attained by investing in companies that score positively on SDG 1 (No poverty), SDG 2 (Zero hunger), SDG 3 (Good health and well-being), SDG 4 (Quality education), SDG 5 (Gender equality), SDG 6 (Clean water and sanitation), SDG 7 (Affordable and clean energy), SDG 8 (Decent work and economic growth), SDG 9 (Industry, innovation and infrastructure), SDG 10 (Reduced inequalities), SDG 11 (Sustainable cities and communities), SDG 16 (Peace, justice and strong institutions) and SDG 17 (Partnerships for the goals), in Robeco's SDG Framework.

While the sum of socially sustainable investments and sustainable investments with an environmental objective always adds up to the Sub-fund's minimum proportion of sustainable investments, we do not commit to a minimum share of socially sustainable investments because the Sub-fund's investment strategy does not have a specific socially sustainable investment objective. Therefore, the minimum share of socially sustainable investments is 0%.



What investments are included under "#2 Other", what is their purpose and are there any minimum environmental or social safeguards?

The type of instruments included under "#2 Other" and their purpose are outlined in Annex I of this Prospectus under the header 'Financial instruments and investment restrictions'. They include cash, cash equivalents, as well as investment funds and eligible asset classes (other than bonds and equities) that do not specifically promote E/S characteristics. As indicated above, the Sub-fund does not make use of derivatives to attain the environmental or social characteristics promoted. The Sub-fund may make use of derivatives, which thus always fall under the category "#2 Other", for hedging, liquidity management and efficient portfolio management as well as investment purposes. Exchange traded and over-the-counter derivatives are permitted, including but not limited to futures, swaps, options and currency forwards. In case the Sub-fund uses derivatives, the underlying shall comply with the investment policy.

 are sustainable investments with an environmental objective that **do not take into account the criteria** for environmentally sustainable economic activities under the EU Taxonomy.

Where relevant, minimum environmental or social safeguards are taken into account, by, for example, applying Robeco's Exclusion Policy for any single security derivative.



Is a specific index designated as a reference benchmark to determine whether this financial product is aligned with the environmental and/or social characteristics that it promotes?

Not applicable.

Reference benchmarks are indexes to measure whether the financial product attains the environmental or social characteristics that they promote.



Where can I find more product specific information online?

More product-specific information can be found on the website:

<https://www.robeco.com/en-int/products/funds>

- Robeco's PAI Statement can be accessed via the following link:
<https://www.robeco.com/files/docm/docu-principal-adverse-impact-statement-summary-entity-level.pdf>
- Robeco's Good Governance test can be accessed via the following link:
<https://www.robeco.com/files/docm/docu-robeco-good-governance-policy.pdf>
- Robeco's SDG framework:
<https://www.robeco.com/docm/docu-robeco-explanation-sdg-framework.pdf>
- Robeco's sustainability risk policy:
<https://www.robeco.com/files/docm/docu-robeco-sustainability-risk-policy.pdf>

e) Robeco Transition Asian Bonds

Pre-contractual disclosure for the financial products referred to in Article 8, paragraphs 1, 2 and 2a, of Regulation (EU) 2019/2088 and Article 6, first paragraph, of Regulation (EU) 2020/852

Sustainable investment means an investment in an economic activity that contributes to an environmental or social objective, provided that the investment does not significantly harm any environmental or social objective and that the investee companies follow good governance practices.

The **EU Taxonomy** is a classification system laid down in Regulation (EU) 2020/852, establishing a list of **environmentally sustainable economic activities**. That Regulation does not include a list of socially sustainable economic activities. Sustainable investments with an environmental objective might be aligned with the Taxonomy or not.

Product name: Robeco Transition Asian Bonds

Legal entity identifier: 21380096HMIZ4YU8CM47

Environmental and/or social characteristics

Does this financial product have a sustainable investment objective?



Yes



No

It will make a minimum of **sustainable investments with an environmental objective:** ____%

- in economic activities that qualify as environmentally sustainable under the EU Taxonomy
- in economic activities that do not qualify as environmentally sustainable under the EU Taxonomy

It will make a minimum of **sustainable investments with a social objective:** ____%

It promotes **Environmental/Social (E/S) characteristics** and while it does not have as its objective a sustainable investment, it will have a minimum proportion of 50% of sustainable investments

- with an environmental objective in economic activities that qualify as environmentally sustainable under the EU Taxonomy
- with an environmental objective in economic activities that do not qualify as environmentally sustainable under the EU Taxonomy
- with a social objective

It promotes E/S characteristics, but **will not make any sustainable investments**



Sustainability indicators measure how the environmental or social characteristics promoted by the financial product are attained.

What environmental and/or social characteristics are promoted by this financial product?

The Sub-fund has the following E/S characteristics:

1. The Sub-fund promotes Transition-related Investments contributing to the goals of the Paris Agreement and/or Transition-related Investments with an Environmental and/or Social objective.
2. The Sub-fund aims to contribute to the United Nations Sustainable Development Goals by investing in green, social, sustainability and/or sustainability-linked bonds that are used to finance environmental and social projects.
3. The Sub-fund promotes investment in a portfolio that contributes to the Sustainable Development Goals (SDGs).
4. The Sub-fund promotes adherence to and conducting business activities in accordance with the United Nations Universal Declaration of Human Rights, the International Labor Organization's (ILO) labor standards, the United Nations Guiding Principles for Business and Human Rights (UNGPs), the United Nations Global Compact (UNGC) and the OECD Guidelines for Multinational Enterprises.
5. The Sub-fund promotes certain minimum environmental and social safeguards through applying exclusion criteria with regards to products and business practices that Robeco believes are detrimental to society and incompatible with sustainable investment strategies.
6. The Sub-fund limits investing in companies with an elevated sustainability risk based on ESG risk scores whereas all such investments require separate approval of a dedicated committee that oversees that all investments are substantiated and eligible based on a fundamental review on the sustainability risk.

There is no reference benchmark designated for the purpose of attaining the environmental or social characteristics promoted by the Sub-fund.

What sustainability indicators are used to measure the attainment of each of the environmental or social characteristics promoted by this financial product?

The Sub-fund has the following sustainability indicators:

1. The proportion of Transition-related Investments contributing to the goals of the Paris Agreement and Transition-related Investments with an Environmental and/or Social objective.
2. The % of the Sub-fund invested in green, social, sustainability and/or sustainability-linked bonds.
3. The proportion of companies that hold a positive or neutral SDG score based on the internally developed SDG Framework.
4. The number of companies that are in violation of the UNGPs or OECD Guidelines for Multinational Enterprises.
5. The % of investments in securities that are on Robeco's Exclusion list as result of the application of Robeco's Exclusion Policy.
6. The % of holdings with an elevated sustainability risk profile.

What are the objectives of the sustainable investments that the financial product partially intends to make and how does the sustainable investment contribute to such objectives?

The sustainable investments aim to contribute to the UN Sustainable Development Goals ("SDGs"), that have both social and environmental objectives. These are 17 goals that are globally recognised and include environmental goals such as climate action, clean water, life on land and water and social goals such as zero hunger, gender equality, education, etc. Robeco has developed a proprietary framework based on the UN SDGs through which an issuer's contribution to such SDGs is determined through a 3-step process. This process starts with a sector baseline on which a company's products are analysed to examine contribution to the society and environment. Further, the operational processes involved in creating such products is checked along with any controversies/litigation claims and remediation actions taken which are perused before a final SDG score is determined. The final score ranges between high

negative (-3) to high positive (+3) and only those issuers which achieve positive SDG scores (+1, +2 and +3) are regarded as Sustainable Investments. Investments in transition assets can, but do not per se need to be, sustainable investments.

● ***How do the sustainable investments that the financial product partially intends to make, not cause significant harm to any environmental or social sustainable investment objective?***

The sustainable investments do no significant harm to any environmental or social sustainable investment objective by considering a principal adverse impact and aligning with the OECD Guidelines for Multinational Enterprises and the UN Guiding Principles on Business and Human Rights. In addition, sustainable investments score positively on Robeco's SDG Framework, and therefore do not cause significant harm.

How have the indicators for adverse impacts on sustainability factors been taken into account?

Mandatory principal adverse impact indicators are considered through Robeco's SDG Framework, either directly or indirectly, when identifying sustainable investments for the Sub-fund. In addition, voluntary environmental and social indicators are taken into account, depending on their relevance for measuring impacts on the SDGs and the availability of data. A detailed description of the incorporation of principal adverse impacts is available via Robeco's Principal Adverse Impact Statement published on the Robeco website (<https://www.robeco.com/files/docm/docu-principal-adverse-impact-statement-summary-entity-level.pdf>). In this statement, Robeco sets out its approach to identifying and prioritizing principal adverse impacts, and how principal adverse impacts are considered as part of Robeco's investment due diligence process and procedures relating to research and analysis, exclusions and restrictions and/or voting and engagement. This description also explains how principal adverse impact indicators are considered by the SDG Framework.

How are the sustainable investments aligned with the OECD Guidelines for Multinational Enterprises and the UN Guiding Principles on Business and Human Rights? Details:

The sustainable investments are aligned with the OECD Guidelines for Multinational Enterprises and the UN Guiding Principles on Business and Human Rights via both Robeco's Exclusion Policy and Robeco's SDG Framework.

Robeco's Exclusion Policy includes an explanation of how Robeco acts in accordance with the International Labor Organization (ILO) standards, United Nations Guiding Principles (UNGPs), United Nations Global Compact (UNGC) Principles and the Organization for Economic Co-operation and Development (OECD) Guidelines for Multinational Enterprises and is guided by these international treaties to assess the behavior of companies. Robeco continuously screens its investments for breaches of these principles. In case of a breach, the company will be excluded or engaged with, and is not considered a sustainable investment.

Robeco's SDG Framework screens for breaches on these principles in the final step of the framework. In this step, Robeco checks whether the company concerned has been involved in any controversies. Involvement in any controversy will result in a negative SDG score for the company, meaning it is not a sustainable investment.

The EU Taxonomy sets out a "do not significant harm" principle by which Taxonomy-aligned investments should not significantly harm EU Taxonomy objectives and is accompanied by specific EU criteria.

The "do no significant harm" principle applies only to those investments underlying the financial product that take into account the EU criteria for environmentally sustainable economic activities. The investments underlying the remaining portion of this financial product do not take into account the EU criteria for environmentally sustainable economic activities.

Any other sustainable investments must also not significantly harm any environmental or social objectives.



Does this financial product consider principal adverse impacts on sustainability factors?

Yes, _____

The Sub-fund considers principal adverse impacts on sustainability factors as referred to in Annex I of the SFDR Delegated Act.

Pre-investment, Robeco's SDG Framework assesses companies' positive and negative contributions to the Sustainable Development Goals (SDGs). Robeco's SDG Framework directly and/or indirectly screens companies on many of the topics considered by the PAI indicators.

Post-investment, the following principal adverse impacts on sustainability factors are taken into account:

- o Via Robeco's entity engagement program, the following PAIs are considered:
 - All indicators related to Climate and other environment-related indicators (PAI 1-9, Table 1)
 - Violations of the UN Global Compact Principles and Organisation for Economic Cooperation and Development (OECD) Guidelines for Multinational Enterprises (PAI 10, Table 1). On an ongoing basis, the investment universe is scanned for controversial behavior in relation to the aforementioned principles and guidelines.
 - In addition, based on a yearly review of Robeco's performance on all mandatory and selected voluntary indicators, holdings of the Sub-fund that cause adverse impact might be selected for engagement.

More information is available via Robeco's Principal Adverse Impact Statement, published on Robeco's website. The Sub-fund will periodically report how it has considered the principal adverse impacts of its investments in the Company's annual report, which will be made available each year on or before 30 April at the Sub-fund page highlighted in final section of this document.

No

Principal adverse impacts are the most significant negative impacts of investment decisions on sustainability factors relating to environmental, social and employee matters, respect for human rights, anti-corruption and anti-bribery matters.



What investment strategy does this financial product follow?

Robeco Transition Asian Bonds is an actively managed fund that invests in corporate and government bonds in Asia. The selection of these bonds is based on fundamental analysis as described in the Investment policy strategy paragraph in Appendix I of this Prospectus.

The strategy integrates sustainability indicators on a continuous basis as part of the bond selection process. Amongst others, the Sub-fund applies norms-based, activity-based and regional exclusions, Robeco's good governance policy, Robeco's SDG framework and considers Principal Adverse Impacts in the investment process. More product-specific information can be found on our website and the links provided in the final question of this disclosure.

The investment strategy guides investment decisions based on factors such as investment objectives and risk tolerance.

What are the binding elements of the investment strategy used to select the investments to attain each of the environmental or social characteristics promoted by this financial product?

The Sub-fund has the following binding elements:

1. At least 50% is invested in Transition-related Investments contributing to the goals of the Paris Agreement and/or Transition-related Investments with an Environmental and/or Social objective.
2. The Sub-fund invests a minimum of 15% in green, social, sustainability, and/or sustainability-linked bonds.
3. Other investments in corporate bonds (i.e., next to the Transition-related Investments) are invested in companies with a positive or neutral SDG score
4. The Sub-fund avoids investment in companies that are in breach of the ILO standards, UNGPs, UNGC or OECD Guidelines for Multinational Enterprises. Companies that breach these international norms will be excluded from the investment universe.
5. The Sub-fund's portfolio complies with Robeco's Exclusion Policy (<https://www.robeco.com/files/docm/docu-exclusion-policy.pdf>), that is based on exclusion criteria with regards to products and business practices that Robeco believes are detrimental to society and incompatible with sustainable investment strategies. This means that the Sub-fund has 0% exposure to excluded securities, taking into account a grace period. Information with regards to the effects of the exclusions on the Sub-fund's universe can be found at <https://www.robeco.com/files/docm/docu-exclusion-list.pdf>
6. Investments with an elevated sustainability risk are defined by Robeco as companies with an ESG Risk Rating of 40 and higher (the ESG Risk Rating is explained in the sustainability risk policy which can be accessed via <https://www.robeco.com/files/docm/docu-robeco-sustainability-risk-policy.pdf>). The Sub-fund is limited to a maximum exposure of 5% to investments with an elevated sustainability risk, based on the market weight in the portfolio taking into account regional differences and benchmark. Each investment with an ESG Risk rating of higher than 40 requires separate approval by a dedicated committee of sustainable investment specialists, compliance and risk management that oversees the bottom-up sustainability analysis.

What is the committed minimum rate to reduce the scope of the investments considered prior to the application of that investment strategy?

The Sub-fund does not commit to a minimum rate to reduce the scope of investments prior to the application of the investment strategy.

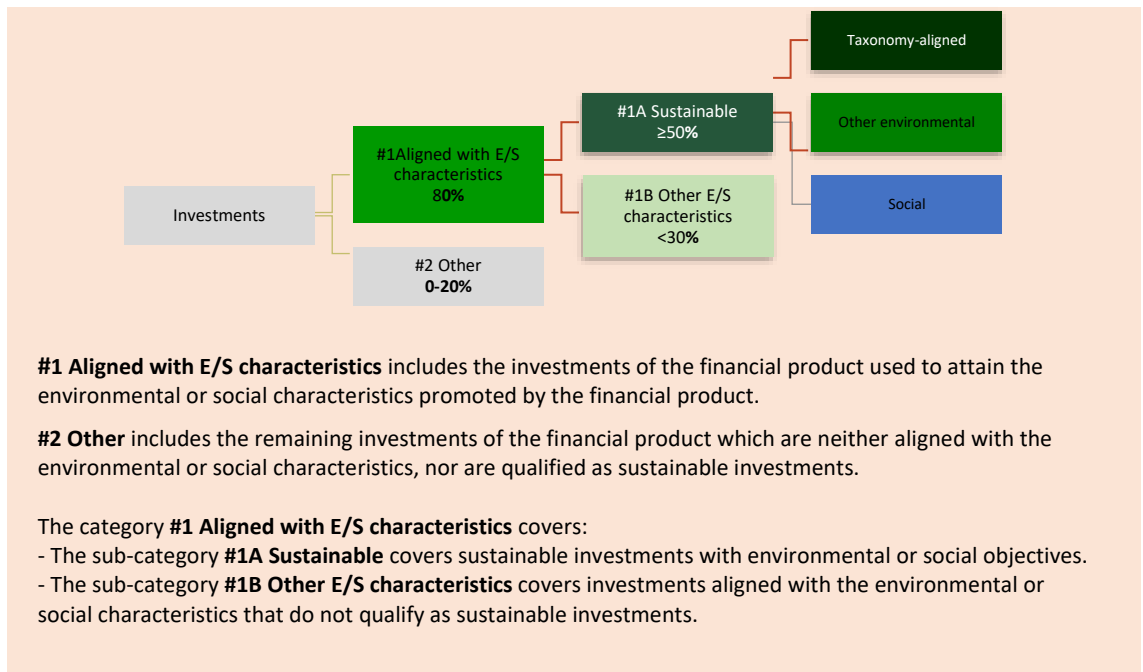
What is the policy to assess good governance practices of the investee companies?

Robeco has a Good Governance policy to assess governance practices of companies. The policy describes how Robeco determines if and when a company does not follow good governance practices and is therefore excluded from the initial investment universe for Article 8 and 9 products. Robeco's Good Governance policy applies to the Sub-fund and tests on a set of governance criteria that reflect widely recognized industry established norms and include topics as employee relations, management structure, tax compliance and remuneration.

The Good Governance test consists of criteria on such topics that are examined for investee companies and further explained in Robeco's Good Governance policy <https://www.robeco.com/files/docm/docu-robeco-good-governance-policy.pdf>. Additionally, the companies that do not pass the good governance test are reflected in the exclusion list that can be accessed here - <https://www.robeco.com/files/docm/docu-exclusion-list.pdf>.

What is the asset allocation planned for this financial product?

At least 80% of the investments are aligned with the E/S characteristics of the Sub-fund. The Sub-fund plans to make a minimum of 50% sustainable investments, measured by positive scores via Robeco's SDG Framework. The investments in the category Other, estimated between 0-20%, are mostly in cash, cash equivalents, government debt and derivatives as further described below. The planned asset allocation is monitored continuously, and evaluated on a yearly basis.



How does the use of derivatives attain the environmental or social characteristics promoted by the financial product?

The Sub-fund does not make use of derivatives to attain the environmental or social characteristics promoted by the financial product. The Sub-fund may make use of derivatives for hedging, liquidity management and efficient portfolio management as well as investment purposes in the global fixed income, money market, interest rates and currency markets. In case the Sub-fund uses derivatives, the

Good governance practices include sound management structures, employee relations, remuneration of staff and tax compliance.



Asset allocation describes the share of investments in specific assets.

Taxonomy-aligned activities are expressed as a share of:

- **turnover** reflecting the share of revenue from green activities of investee companies
- **capital expenditure** (CapEx) showing the green investments made by investee companies, e.g. for a transition to a green economy.
- **operational expenditure** (OpEx) reflecting green operational activities of investee companies.

underlying shall comply with the investment policy of the Sub-fund. Where relevant, minimum environmental or social safeguards are taken into account as described below.



To what minimum extent are sustainable investments with an environmental objective aligned with the EU Taxonomy?

0%. The Sub-fund does not intend to make Taxonomy-aligned investments. It cannot be excluded that among the Sub-fund's holdings certain investments are Taxonomy aligned. The Sub-fund will report on Taxonomy-aligned investment in the periodic disclosures. In the future, once data-availability in relation to the EU Taxonomy will improve, Robeco might consider setting a target based on turnover or CAPEX. Robeco currently relies on third-party data in relation to the EU Taxonomy, including data in relation to companies that do not disclose on the EU Taxonomy alignment of their activities. EU Taxonomy-alignment data is not yet subject to a review by third parties. At this moment, the expected level of alignment with and without sovereign bonds is the same.

To comply with the EU Taxonomy, the criteria for **fossil gas** include limitations on emissions and switching to renewable power or low-carbon fuels by the end of 2035. For **nuclear energy**, the criteria include comprehensive safety and waste management rules.

Enabling activities directly enable other activities to make a substantial contribution to an environmental objective.

Transitional activities are activities for which low-carbon alternatives are not yet available and among others have greenhouse gas emission levels corresponding to the best performance.

● **Does the financial product invest in fossil gas and/or nuclear energy related activities that comply with the EU Taxonomy⁹⁸?**

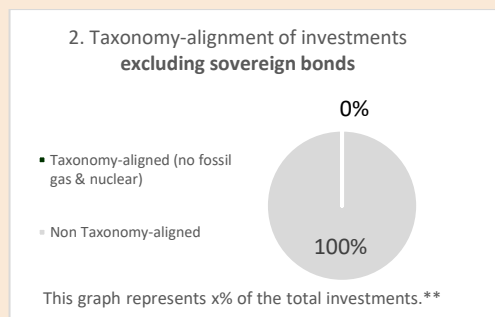
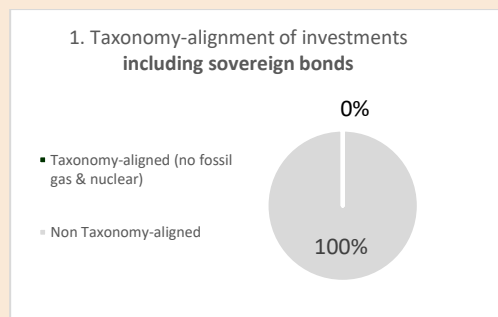
Yes

In fossil gas

In nuclear energy

No

The two graphs below show in green the minimum percentage of investments that are aligned with the EU Taxonomy. As there is no appropriate methodology to determine the Taxonomy-alignment of sovereign bonds, the first graph shows the Taxonomy alignment in relation to all the investments of the financial product including sovereign bonds, while the second graph shows the Taxonomy alignment only in relation to the investments of the financial product other than sovereign bonds.*



* For the purpose of these graphs, 'sovereign bonds' consist of all sovereign exposures

** As the investments are not Taxonomy-aligned, the exclusion of sovereign bonds has no impact on the graph and therefore no such percentage is shown here.

● **What is the minimum share of investments in transitional and enabling activities?**

0%. The Sub-fund does not intend to make investments in transitional and enabling activities as defined under the EU Taxonomy. It cannot be excluded that among the Sub-fund's holdings certain investments,

⁹⁸ Fossil gas and/or nuclear related activities will only comply with the EU Taxonomy where they contribute to limiting climate change ("climate change mitigation") and do not significantly harm any EU Taxonomy objective - see explanatory note in the left hand margin. The full criteria for fossil gas and nuclear energy economic activities that comply with the EU Taxonomy are laid down in Commission Delegated Regulation (EU) 2022/1214.

among which the investments in transition assets, are transitional or enabling activities as defined under the EU Taxonomy. The Sub-fund will report on these investments in the periodic disclosures.



What is the minimum share of sustainable investments with an environmental objective that are not aligned with the EU Taxonomy?

Green bonds may invest (part of) their use of proceeds in economic activities that do not qualify as environmentally sustainable under the EU Taxonomy. In addition, the Sub-fund intends to make sustainable investments measured as positive scores via Robeco's SDG Framework. Among those could be investments with environmental objectives that do not qualify as Taxonomy-aligned. The environmental objectives of the Sub-fund are attained by investing in companies that score positively on SDG 12 (Responsible consumption and production), SDG 13 (Climate action), SDG 14 (Life below water), and SDG 15 (Life on land) in Robeco's SDG Framework.

While the sum of sustainable investments with an environmental objective and socially sustainable investments always adds up to the Sub-fund's minimum proportion of 50% sustainable investments, we do not commit to a minimum share of sustainable investments with an environmental objective because the Sub-fund's investment strategy does not have a specific environmental investment objective. Therefore, the minimum share of sustainable investments with an environmental objective is 0%. While investments in transition assets may have an environmental objective, these are not per se sustainable investments.



What is the minimum share of socially sustainable investments?

Social, sustainability or sustainability-linked bonds may invest (part of) their use of proceeds in economic activities that contribute to a social objective.


In addition, the Sub-fund intends to make sustainable investments, measured as positive scores via Robeco's SDG Framework. Among those could be investments with social objectives. The social objectives of the Sub-fund are attained by investing in companies that score positively on SDG 1 (No poverty), SDG 2 (Zero hunger), SDG 3 (Good health and well-being), SDG 4 (Quality education), SDG 5 (Gender equality), SDG 6 (Clean water and sanitation), SDG 7 (Affordable and clean energy), SDG 8 (Decent work and economic growth), SDG 9 (Industry, innovation and infrastructure), SDG 10 (Reduced inequalities), SDG 11 (Sustainable cities and communities), SDG 16 (Peace, justice and strong institutions) and SDG 17 (Partnerships for the goals), in Robeco's SDG Framework.

While the sum of socially sustainable investments and sustainable investments with an environmental objective always adds up to the Sub-fund's minimum proportion of sustainable investments, we do not commit to a minimum share of socially sustainable investments because the Sub-fund's investment strategy does not have a specific socially sustainable investment objective. Therefore, the minimum share of socially sustainable investments is 0%.



What investments are included under "#2 Other", what is their purpose and are there any minimum environmental or social safeguards?

The type of instruments included under "#2 Other" and their purpose are outlined in Annex I of this Prospectus under the header 'Financial instruments and investment restrictions'. They include cash, cash equivalents, government bonds, as well as investment funds and eligible asset classes (other than bonds and equities) that do not specifically promote E/S characteristics. As indicated above, the Sub-fund does not make use of derivatives to attain the environmental or social characteristics promoted. The Sub-fund may make use of derivatives, which thus always fall under the category "#2 Other", for hedging, liquidity management and efficient portfolio management as well as investment purposes. Exchange traded and over-the-counter derivatives are permitted, including but not limited to futures, swaps, options and currency forwards. In case the Sub-fund uses derivatives, the underlying shall comply with the investment

 are sustainable investments with an environmental objective that **do not take into account the criteria** for environmentally sustainable economic activities under the EU Taxonomy.

policy. Where relevant, minimum environmental or social safeguards are taken into account, by, for example, applying Robeco's Exclusion Policy for any single security derivative.



Is a specific index designated as a reference benchmark to determine whether this financial product is aligned with the environmental and/or social characteristics that it promotes?

Not applicable.

Reference benchmarks are indexes to measure whether the financial product attains the environmental or social characteristics that they promote.



Where can I find more product specific information online?

More product-specific information can be found on the website:

<https://www.robeco.com/en-int/products/funds>

- Robeco's PAI Statement can be accessed via the following link:
<https://www.robeco.com/files/docm/docu-principal-adverse-impact-statement-summary-entity-level.pdf>
- Robeco's Good Governance test can be accessed via the following link:
<https://www.robeco.com/files/docm/docu-robeco-good-governance-policy.pdf>
- Robeco's SDG framework:
<https://www.robeco.com/docm/docu-robeco-explanation-sdg-framework.pdf>
- Robeco's sustainability risk policy:
<https://www.robeco.com/files/docm/docu-robeco-sustainability-risk-policy.pdf>

f) Robeco Euro SDG Credits

Pre-contractual disclosure for the financial products referred to in Article 8, paragraphs 1, 2 and 2a, of Regulation (EU) 2019/2088 and Article 6, first paragraph, of Regulation (EU) 2020/852

Product name: Robeco Euro SDG Credits

Legal entity identifier: 213800MOYJBFHGNZW597

Environmental and/or social characteristics

Does this financial product have a sustainable investment objective?

Yes
 No

| | |
|---|---|
| <input type="checkbox"/> It will make a minimum of sustainable investments with an environmental objective: ___% <ul style="list-style-type: none"> <input type="checkbox"/> in economic activities that qualify as environmentally sustainable under the EU Taxonomy <input type="checkbox"/> in economic activities that do not qualify as environmentally sustainable under the EU Taxonomy | <input checked="" type="checkbox"/> It promotes Environmental/Social (E/S) characteristics and while it does not have as its objective a sustainable investment, it will have a minimum proportion of 70% of sustainable investments <ul style="list-style-type: none"> <input type="checkbox"/> with an environmental objective in economic activities that qualify as environmentally sustainable under the EU Taxonomy <input checked="" type="checkbox"/> with an environmental objective in economic activities that do not qualify as environmentally sustainable under the EU Taxonomy <input checked="" type="checkbox"/> with a social objective |
| <input type="checkbox"/> It will make a minimum of sustainable investments with a social objective: ___% | <input type="checkbox"/> It promotes E/S characteristics, but will not make any sustainable investments |

Sustainable investment means an investment in an economic activity that contributes to an environmental or social objective, provided that the investment does not significantly harm any environmental or social objective and that the investee companies follow good governance practices.

The **EU Taxonomy** is a classification system laid down in Regulation (EU) 2020/852, establishing a list of **environmentally sustainable economic activities**. That Regulation does not include a list of socially sustainable economic activities. Sustainable investments with an environmental objective might be aligned with the Taxonomy or not.



What environmental and/or social characteristics are promoted by this financial product?

The Sub-fund has the following E/S characteristics:

Sustainability indicators measure how the environmental or social characteristics promoted by the financial product are attained.

1. The Sub-fund promotes investment in a portfolio that contributes to the Sustainable Development Goals.
2. The Sub-fund promotes certain minimum environmental and social safeguards through applying exclusion criteria with regards to products and business practices that Robeco believes are detrimental to society and incompatible with sustainable investment strategies, such as exposure to controversial behaviour, controversial weapons, and fossil fuels.
3. The Sub-fund promotes adherence to and conducting business activities in accordance with the United Nations Universal Declaration of Human Rights, the International Labor Organization's (ILO) labor standards, the United Nations Guiding Principles for Business and Human Rights (UNGPs), the United Nations Global Compact (UNGC) and the OECD Guidelines for Multinational Enterprises.
4. The Sub-fund aims to contribute to the United Nations Sustainable Development Goals by investing in green, social, sustainability and/or sustainability-linked bonds that are used to finance environmental and social projects.

There is no reference benchmark designated for the purpose of attaining the environmental or social characteristics promoted by the Sub-fund.

● ***What sustainability indicators are used to measure the attainment of each of the environmental or social characteristics promoted by this financial product?***

The Sub-fund has the following sustainability indicators:

1. The number of companies that hold a positive or neutral SDG score based on the internally developed SDG Framework.
2. The % of investments in securities that are on Robeco's Exclusion list as result of the application of Robeco's Exclusion Policy.
3. The number of holdings that are in violation of the ILO standards, UNGPs, UNGC or OECD Guidelines for Multinational Enterprises.
4. The % of the Sub-fund invested in green, social, sustainability and/or sustainability-linked bonds.

● ***What are the objectives of the sustainable investments that the financial product partially intends to make and how does the sustainable investment contribute to such objectives?***

The sustainable investments aim to contribute to the UN Sustainable Development Goals ("SDGs"), that have both social and environmental objectives. These are 17 goals that are globally recognised and include environmental goals such as climate action, clean water, life on land and water and social goals such as zero hunger, gender equality, education, etc. Robeco has developed a proprietary framework based on the UN SDGs through which an issuer's contribution to such SDGs is determined through a 3-step process. This process starts with a sector baseline on which a company's products are analysed to examine contribution to the society and environment. Further, the operational processes involved in creating such products is checked along with any controversies/litigation claims and remediation actions taken which are perused before a final SDG score is determined. The final score ranges between high negative (-3) to high positive (+3) and only those issuers which achieve positive SDG scores (+1, +2 and +3) are regarded as Sustainable Investments.

● ***How do the sustainable investments that the financial product partially intends to make, not cause significant harm to any environmental or social sustainable investment objective?***

The sustainable investments do no significant harm to any environmental or social sustainable investment objective by considering a principal adverse impact and aligning with the OECD Guidelines for Multinational Enterprises and the UN Guiding Principles on Business and Human Rights. In addition,

sustainable investments score positively on Robeco's SDG Framework, and therefore do not cause significant harm.

How have the indicators for adverse impacts on sustainability factors been taken into account?

Mandatory principal adverse impact indicators are considered through Robeco's SDG Framework, either directly or indirectly, when identifying sustainable investments for the Sub-fund. In addition, voluntary environmental and social indicators are taken into account, depending on their relevance for measuring impacts on the SDGs and the availability of data. A detailed description of the incorporation of principal adverse impacts is available via Robeco's Principal Adverse Impact Statement published on the Robeco website (<https://www.robeco.com/files/docm/docu-principal-adverse-impact-statement-summary-entity-level.pdf>). In this statement, Robeco sets out its approach to identifying and prioritizing principal adverse impacts, and how principal adverse impacts are considered as part of Robeco's investment due diligence process and procedures relating to research and analysis, exclusions and restrictions and/or voting and engagement. This description also explains how principal adverse impact indicators are considered by the SDG Framework.

How are the sustainable investments aligned with the OECD Guidelines for Multinational Enterprises and the UN Guiding Principles on Business and Human Rights? Details:

The sustainable investments are aligned with the OECD Guidelines for Multinational Enterprises and the UN Guiding Principles on Business and Human Rights via both Robeco's Exclusion Policy as well as Robeco's SDG Framework.

Robeco's Exclusion Policy includes an explanation of how Robeco acts in accordance with the International Labor Organization (ILO) standards, United Nations Guiding Principles (UNGPs), United Nations Global Compact (UNGC) Principles and the Organization for Economic Co-operation and Development (OECD) Guidelines for Multinational Enterprises and is guided by these international treaties to assess the behavior of companies. Robeco continuously screens its investments for breaches of these principles. In case of a breach, the company will be excluded or engaged with, and is not considered a sustainable investment.

Robeco's SDG Framework screens for breaches on these principles in the final step of the framework. In this step, Robeco checks whether the company concerned has been involved in any controversies. Involvement in any controversy will result in a negative SDG score for the company, meaning it is not a sustainable investment.

The EU Taxonomy sets out a "do not significant harm" principle by which Taxonomy-aligned investments should not significantly harm EU Taxonomy objectives and is accompanied by specific EU criteria.

The "do no significant harm" principle applies only to those investments underlying the financial product that take into account the EU criteria for environmentally sustainable economic activities. The investments underlying the remaining portion of this financial product do not take into account the EU criteria for environmentally sustainable economic activities.

Any other sustainable investments must also not significantly harm any environmental or social objectives.



Does this financial product consider principal adverse impacts on sustainability factors?

Yes, _____

The Sub-fund considers principal adverse impacts on sustainability factors as referred to in Annex I of the SFDR Delegated Act.

Pre-investment, Robeco's SDG Framework assesses companies' positive and negative contributions to the Sustainable Development Goals (SDGs). Robeco's SDG Framework directly and/or indirectly screens companies on many of the topics considered by the PAI indicators.

Post-investment, the following principal adverse impacts on sustainability factors are taken into account:

- o Via Robeco's entity engagement program, the following PAIs are considered:
 - All indicators related to Climate and other environment-related indicators (PAI 1-9, Table 1)
 - Violations of the UN Global Compact Principles and Organisation for Economic Cooperation and Development (OECD) Guidelines for Multinational Enterprises (PAI 10, Table 1). On an ongoing basis, the investment universe is scanned for controversial behavior in relation to the aforementioned principles and guidelines.
 - In addition, based on a yearly review of Robeco's performance on all mandatory and selected voluntary indicators, holdings of the Sub-fund that cause adverse impact might be selected for engagement.

More information is available via Robeco's Principal Adverse Impact Statement, published on Robeco's website. The Sub-fund will periodically report how it has considered the principal adverse impacts of its investments in the Company's annual report, which will be made available each year on or before 30 April at the Sub-fund page highlighted in final section of this document.

No



What investment strategy does this financial product follow?

Robeco Euro SDG Credits is an actively managed fund and provides a diversified exposure to the Euro investment grade credit market. The selection of these bonds is based on fundamental analysis as described in the Investment policy strategy paragraph in Appendix I of this Prospectus. The strategy integrates sustainability indicators on a continuous basis as part of the bond selection process. Amongst others, the Sub-fund applies norms-based, activity-based and regional exclusions, Robeco's good governance policy, Robeco's SDG framework and considers Principal Adverse Impacts in the investment process. More product-specific information can be found on our website and the links provided in the final question of this disclosure.

What are the binding elements of the investment strategy used to select the investments to attain each of the environmental or social characteristics promoted by this financial product?

The Sub-fund has the following binding elements:

1. The Sub-fund is invested in bonds that hold a positive or neutral SDG score.
2. The Sub-fund's portfolio complies with Robeco's Exclusion Policy (<https://www.robeco.com/files/docm/docu-exclusion-policy.pdf>), that is based on exclusion criteria with regards to products and business practices that Robeco believes are detrimental to society and incompatible with sustainable investment strategies. This means that the Sub-fund has

Principal adverse impacts are the most significant negative impacts of investment decisions on sustainability factors relating to environmental, social and employee matters, respect for human rights, anti-corruption and anti-bribery matters.

The investment strategy guides investment decisions based on factors such as investment objectives and risk tolerance.

0% exposure to excluded securities, taking into account a grace period. Information with regards to the effects of the exclusions on the Sub-fund's universe can be found at <https://www.robeco.com/files/docm/docu-exclusion-list.pdf>.

3. The Sub-fund avoids investment in companies that are in breach of the ILO standards, UNGPs, UNGC or OECD Guidelines for Multinational Enterprises. Companies that breach the international norms will be excluded from the investment universe.
4. The Sub-fund invests a minimum of 10% in green, social, sustainability, and/or sustainability-linked bonds.

● **What is the committed minimum rate to reduce the scope of the investments considered prior to the application of that investment strategy?**

The Sub-fund does not commit to a minimum rate to reduce the scope of investments prior to the application of the investment strategy.

● **What is the policy to assess good governance practices of the investee companies?**

Robeco has a Good Governance policy to assess governance practices of companies. The policy describes how Robeco determines if and when a company does not follow good governance practices and is therefore excluded from the initial investment universe for Article 8 and 9 products. Robeco's Good Governance policy applies to the Sub-fund and tests on a set of governance criteria that reflect widely recognized industry established norms and include topics as employee relations, management structure, tax compliance and remuneration.

The Good Governance test consists of criteria on such topics that are examined for investee companies and further explained in Robeco's Good Governance policy <https://www.robeco.com/files/docm/docu-robeco-good-governance-policy.pdf>. Additionally, the companies that do not pass the good governance test are reflected in the exclusion list that can be accessed here - <https://www.robeco.com/files/docm/docu-exclusion-list.pdf>.

What is the asset allocation planned for this financial product?

At least 90% of the investments are aligned with the E/S characteristics of the Sub-fund. The Sub-fund plans to make a minimum of 70% sustainable investments, measured by positive scores via Robeco's SDG Framework. The investments in the category Other, estimated between 0-10%, are mostly in cash, cash equivalents and derivatives as further described below. The planned asset allocation is monitored continuously, and evaluated on a yearly basis.

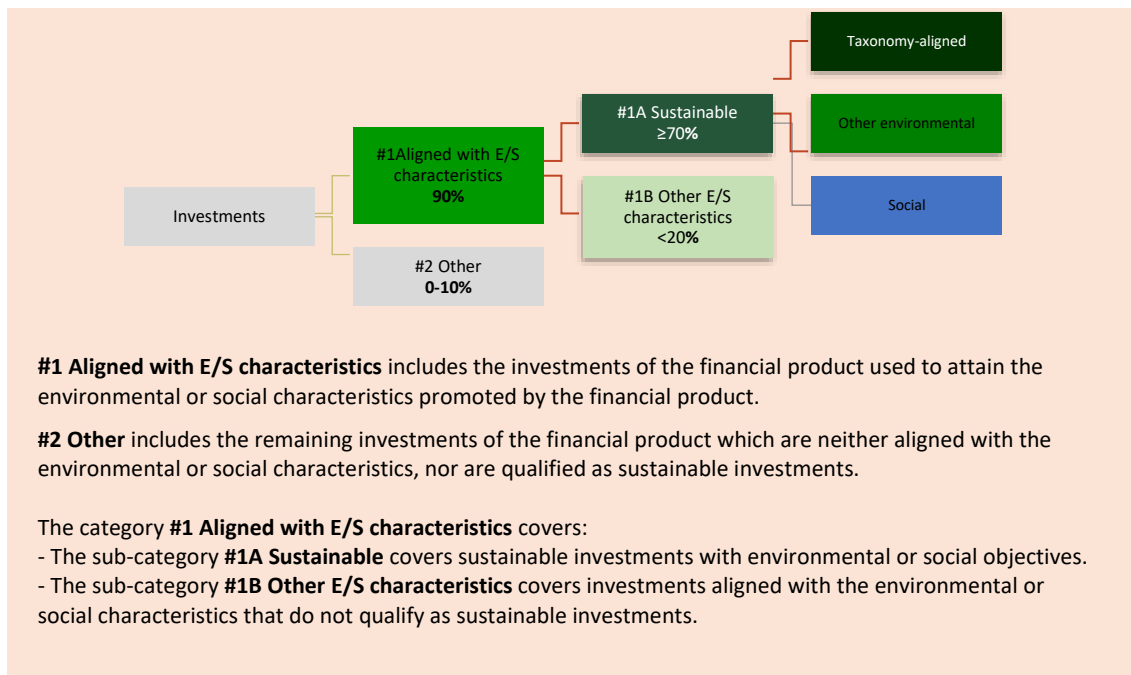
Good governance practices include sound management structures, employee relations, remuneration of staff and tax compliance.



Asset allocation describes the share of investments in specific assets.

Taxonomy-aligned activities are expressed as a share of:

- **turnover** reflecting the share of revenue from green activities of investee companies
- **capital expenditure** (CapEx) showing the green investments made by investee companies, e.g. for a transition to a green economy.
- **operational expenditure** (OpEx) reflecting green operational activities of investee companies.



How does the use of derivatives attain the environmental or social characteristics promoted by the financial product?

The Sub-fund does not make use of derivatives to attain the environmental or social characteristics promoted by the financial product. The Sub-fund may make use of derivatives for hedging, liquidity management and efficient portfolio management as well as investment purposes. Exchange traded and over-the-counter derivatives are permitted, including but not limited to futures, swaps, options and currency forwards. Whilst the Sub-fund may use derivatives both for investment purposes as well as for hedging and efficient portfolio management, it does not utilize derivatives for such purposes outside the intended share of investments allocated to the 'Other' category.

In case the Sub-fund uses derivatives, the underlying shall comply with the investment policy. Where relevant, minimum environmental or social safeguards are taken into account as described below.



To what minimum extent are sustainable investments with an environmental objective aligned with the EU Taxonomy?

0%. The Sub-fund intends to contribute to all 6 environmental objectives under the EU Taxonomy via the investments in Green Bonds. The Sub-fund commits to a minimum share of 0% of Taxonomy-aligned activities. The Sub-fund intends to increase the minimum share of Taxonomy aligned activities for the Sub-fund, based on use of proceeds, once data availability in relation to the EU Taxonomy for Green Bonds improves and stabilises.

The Sub-fund will report on Taxonomy-aligned investment in the periodic disclosures. For investments in corporate bonds, the Sub-fund will report on turnover. Given the lack of data on the EU Taxonomy for Green Bonds in the market, Robeco relies on internal analysis for the time being. EU Taxonomy-alignment data is not yet subject to a review by third parties. The expected level of alignment with and without sovereign bonds is the same.

To comply with the EU Taxonomy, the criteria for **fossil gas** include limitations on emissions and switching to renewable power or low-carbon fuels by the end of 2035. For **nuclear energy**, the criteria include comprehensive safety and waste management rules.

Enabling activities directly enable other activities to make a substantial contribution to an environmental objective.

Transitional activities are activities for which low-carbon alternatives are not yet available and among others have greenhouse gas emission levels corresponding to the best performance.

● **Does the financial product invest in fossil gas and/or nuclear energy related activities that comply with the EU Taxonomy⁹⁹?**

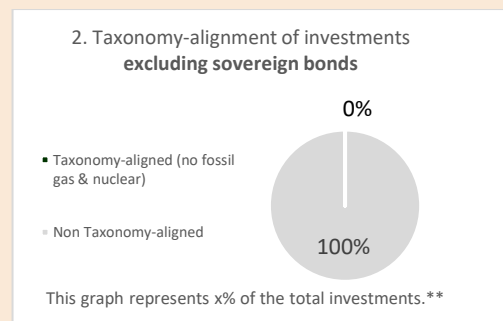
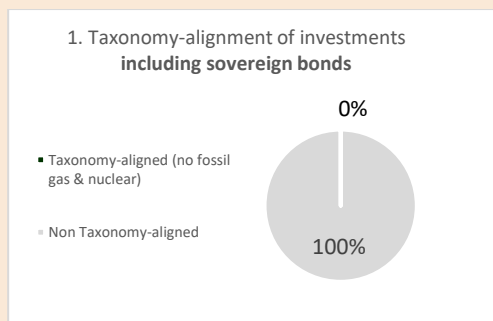
Yes

In fossil gas

In nuclear energy

No

The two graphs below show in green the minimum percentage of investments that are aligned with the EU Taxonomy. As there is no appropriate methodology to determine the Taxonomy-alignment of sovereign bonds, the first graph shows the Taxonomy alignment in relation to all the investments of the financial product including sovereign bonds, while the second graph shows the Taxonomy alignment only in relation to the investments of the financial product other than sovereign bonds.*



* For the purpose of these graphs, 'sovereign bonds' consist of all sovereign exposures

** As the investments are not Taxonomy-aligned, the exclusion of sovereign bonds has no impact on the graph and therefore no such percentage is shown here.

● **What is the minimum share of investments in transitional and enabling activities?**

0%.




What is the minimum share of sustainable investments with an environmental objective that are not aligned with the EU Taxonomy?

Green bonds may invest (part of) their use of proceeds in economic activities that do not qualify as environmentally sustainable under the EU Taxonomy. In addition, the Sub-fund intends to make sustainable investments measured as positive scores via Robeco's SDG Framework. Among those could be investments with environmental objectives that do not qualify as Taxonomy-aligned. The environmental objectives of the Sub-fund are attained by investing in companies that score positively on SDG 12 (Responsible consumption and production), SDG 13 (Climate action), SDG 14 (Life below water), and SDG 15 (Life on land) in Robeco's SDG Framework.

While the sum of sustainable investments with an environmental objective and socially sustainable investments always adds up to the Sub-fund's minimum proportion of 70% sustainable investments, we do not commit to a minimum share of sustainable investments with an environmental objective because the Sub-fund's investment strategy does not have a specific environmental investment objective. Therefore, the minimum share of sustainable investments with an environmental objective is 0%.

⁹⁹ Fossil gas and/or nuclear related activities will only comply with the EU Taxonomy where they contribute to limiting climate change ("climate change mitigation") and do not significantly harm any EU Taxonomy objective - see explanatory note in the left hand margin. The full criteria for fossil gas and nuclear energy economic activities that comply with the EU Taxonomy are laid down in Commission Delegated Regulation (EU) 2022/1214.

 are sustainable investments with an environmental objective that **do not take into account the criteria** for environmentally sustainable economic activities under the EU Taxonomy.



What is the minimum share of socially sustainable investments?

Social, sustainability or sustainability-linked bonds may invest (part of) their use of proceeds in economic activities that contribute to a social objective. In addition, the Sub-fund intends to make sustainable investments, measured as positive scores via Robeco's SDG Framework. Among those could be investments with social objectives. The social objectives of the Sub-fund are attained by investing in companies that score positively on SDG 1 (No poverty), SDG 2 (Zero hunger), SDG 3 (Good health and well-being), SDG 4 (Quality education), SDG 5 (Gender equality), SDG 6 (Clear water and sanitation), SDG 7 (Affordable and clean energy), SDG 8 (Decent work and economic growth), SDG 9 (Industry, innovation and infrastructure), SDG 10 (Reduced inequalities), SDG 11 (Sustainable cities and communities), SDG 16 (Peace, justice and strong institutions) and SDG 17 (Partnerships for the goals), in Robeco's SDG Framework.

While the sum of socially sustainable investments and sustainable investments with an environmental objective always adds up to the Sub-fund's minimum proportion of sustainable investments, we do not commit to a minimum share of socially sustainable investments because the Sub-fund's investment strategy does not have a specific socially sustainable investment objective. Therefore, the minimum share of socially sustainable investments is 0%.



What investments are included under "#2 Other", what is their purpose and are there any minimum environmental or social safeguards?

The type of instruments included under "#2 Other" and their purpose are outlined in Annex I of this Prospectus under the header 'Financial instruments and investment restrictions'. They include cash, cash equivalents, as well as investment funds and eligible asset classes (other than bonds and equities) that do not specifically promote E/S characteristics. As indicated above, the Sub-fund does not make use of derivatives to attain the environmental or social characteristics promoted. The Sub-fund may make use of derivatives, which thus always fall under the category "#2 Other", for hedging, liquidity management and efficient portfolio management as well as investment purposes. Exchange traded and over-the-counter derivatives are permitted, including but not limited to futures, swaps, options and currency forwards. In case the Sub-fund uses derivatives, the underlying shall comply with the investment policy. Where relevant, minimum environmental or social safeguards are taken into account, by, for example, applying Robeco's Exclusion Policy for any single security derivative.



Is a specific index designated as a reference benchmark to determine whether this financial product is aligned with the environmental and/or social characteristics that it promotes?

Not applicable.

Reference benchmarks are indexes to measure whether the financial product attains the environmental or social characteristics that they promote.



Where can I find more product specific information online?

More product-specific information can be found on the website:

<https://www.robeco.com/en-int/products/funds>

- Robeco's PAI Statement can be accessed via the following link:
<https://www.robeco.com/files/docm/docu-principal-adverse-impact-statement-summary-entity-level.pdf>
- Robeco's Good Governance test can be accessed via the following link:
<https://www.robeco.com/files/docm/docu-robeco-good-governance-policy.pdf>
- Robeco's SDG framework:
<https://www.robeco.com/docm/docu-robeco-explanation-sdg-framework.pdf>
- Robeco's sustainability risk policy:
<https://www.robeco.com/files/docm/docu-robeco-sustainability-risk-policy.pdf>

g) Robeco Financial Institutions Bonds

Pre-contractual disclosure for the financial products referred to in Article 8, paragraphs 1, 2 and 2a, of Regulation (EU) 2019/2088 and Article 6, first paragraph, of Regulation (EU) 2020/852

Sustainable investment means an investment in an economic activity that contributes to an environmental or social objective, provided that the investment does not significantly harm any environmental or social objective and that the investee companies follow good governance practices.

The **EU Taxonomy** is a classification system laid down in Regulation (EU) 2020/852, establishing a list of **environmentally sustainable economic activities**. That Regulation does not include a list of socially sustainable economic activities. Sustainable investments with an environmental objective might be aligned with the Taxonomy or not.

Product name: Robeco Financial Institutions Bonds

Legal entity identifier: 213800M7K3R9AYOXVL19

Environmental and/or social characteristics

Does this financial product have a sustainable investment objective?

Yes

No

It will make a minimum of **sustainable investments with an environmental objective: ___%**

- in economic activities that qualify as environmentally sustainable under the EU Taxonomy
- in economic activities that do not qualify as environmentally sustainable under the EU Taxonomy

It will make a minimum of **sustainable investments with a social objective: ___%**

It **promotes Environmental/Social (E/S) characteristics** and while it does not have as its objective a sustainable investment, it will have a minimum proportion of 30% of sustainable investments

- with an environmental objective in economic activities that qualify as environmentally sustainable under the EU Taxonomy
- with an environmental objective in economic activities that do not qualify as environmentally sustainable under the EU Taxonomy
- with a social objective

It promotes E/S characteristics, but **will not make any sustainable investments**



What environmental and/or social characteristics are promoted by this financial product?

The Sub-fund has the following E/S characteristics:

Sustainability indicators measure how the environmental or social characteristics promoted by the financial product are attained.

1. The Sub-fund promotes certain minimum environmental and social safeguards through applying exclusion criteria with regards to products and business practices that Robeco believes are detrimental to society and incompatible with sustainable investment strategies, such as exposure to controversial behaviour, controversial weapons, and fossil fuels.
2. The Sub-fund promotes adherence to and conducting business activities in accordance with the United Nations Universal Declaration of Human Rights, the International Labor Organization's (ILO) labor standards, the United Nations Guiding Principles for Business and Human Rights (UNGPs), the United Nations Global Compact (UNGC) and the OECD Guidelines for Multinational Enterprises, by scrutinizing companies that violate these principles.
3. The Sub-fund limits investing in companies with an elevated sustainability risk based on ESG risk scores whereas all such investments require separate approval of a dedicated committee that oversees that all investments are substantiated and eligible based on a fundamental review on the sustainability risk.
4. The Sub-fund aims to contribute to the United Nations Sustainable Development Goals by investing in green, social, sustainability and/or sustainability-linked bonds that are used to finance environmental and social projects.

There is no reference benchmark designated for the purpose of attaining the environmental or social characteristics promoted by the Sub-fund.

● ***What sustainability indicators are used to measure the attainment of each of the environmental or social characteristics promoted by this financial product?***

The Sub-fund has the following sustainability indicators:

1. The % of investments in securities that are on Robeco's Exclusion list as result of the application of Robeco's Exclusion Policy.
2. The number of companies that are in violation of the ILO standards, UNGPs, UNGC or OECD Guidelines for Multinational Enterprises and hence are a part of the Enhanced Engagement program.
3. The % of holdings with an elevated sustainability risk profile.
4. The % of the Sub-fund invested in green, social, sustainability and/or sustainability-linked bonds.

● ***What are the objectives of the sustainable investments that the financial product partially intends to make and how does the sustainable investment contribute to such objectives?***

The sustainable investments aim to contribute to the UN Sustainable Development Goals ("SDGs"), that have both social and environmental objectives. These are 17 goals that are globally recognised and include environmental goals such as climate action, clean water, life on land and water and social goals such as zero hunger, gender equality, education, etc. Robeco has developed a proprietary framework based on the UN SDGs through which an issuer's contribution to such SDGs is determined through a 3-step process. This process starts with a sector baseline on which a company's products are analysed to examine contribution to the society and environment. Further, the operational processes involved in creating such products is checked along with any controversies/litigation claims and remediation actions taken which are perused before a final SDG score is determined. The final score ranges between high negative (-3) to high positive (+3) and only those issuers which achieve positive SDG scores (+1, +2 and +3) are regarded as Sustainable Investments. Some of the sustainable investments are Green Bonds, and therefore contribute to the environmental objectives under EU Taxonomy.

● ***How do the sustainable investments that the financial product partially intends to make, not cause significant harm to any environmental or social sustainable investment objective?***

The sustainable investments do no significant harm to any environmental or social sustainable investment objective by considering a principal adverse impact and aligning with the OECD Guidelines

for Multinational Enterprises and the UN Guiding Principles on Business and Human Rights. In addition, sustainable investments score positively on Robeco's SDG Framework or are assessed by either Robeco's Green Bond Framework or Social Bond Framework, and therefore do not cause significant harm.

How have the indicators for adverse impacts on sustainability factors been taken into account?

For sustainable investments that are either green, social, sustainability or sustainability-linked bonds, significant harm is avoided by the application of the Robeco's green, social, sustainability or sustainability-linked bond eligibility frameworks.

Robeco's SDG Framework is considered for the analysis of sustainable investments determined by positive scores on this framework. Robeco's SDG Framework assesses the contribution of companies to the Sustainable Development Goals (SDGs). Many PAI indicators are either directly or indirectly included in the SDG Framework to determine whether a company has significant impacts on the SDGs related to the PAI indicators. A detailed description of the incorporation of principal adverse impacts is available via Robeco's Principal Adverse Impact Statement published on the Robeco website (<https://www.robeco.com/files/docm/docu-principal-adverse-impact-statement-summary-entity-level.pdf>).

How are the sustainable investments aligned with the OECD Guidelines for Multinational Enterprises and the UN Guiding Principles on Business and Human Rights? Details:

The sustainable investments are aligned with the OECD Guidelines for Multinational Enterprises and the UN Guiding Principles on Business and Human Rights via both Robeco's Exclusion Policy and Robeco's SDG Framework.

Robeco's Exclusion Policy includes an explanation of how Robeco acts in accordance with the International Labor Organization (ILO) standards, United Nations Guiding Principles (UNGPs), United Nations Global Compact (UNGC) Principles and the Organization for Economic Co-operation and Development (OECD) Guidelines for Multinational Enterprises and is guided by these international treaties to assess the behavior of companies. Robeco continuously screens its investments for breaches of these principles. In case of a breach, the company will be excluded or engaged with, and is not considered a sustainable investment.

Robeco's SDG Framework screens for breaches on these principles in the final step of the framework. In this step, Robeco checks whether the company concerned has been involved in any controversies. Involvement in any controversy will result in a negative SDG score for the company, meaning it is not a sustainable investment.

The EU Taxonomy sets out a "do not significant harm" principle by which Taxonomy-aligned investments should not significantly harm EU Taxonomy objectives and is accompanied by specific EU criteria.

The "do no significant harm" principle applies only to those investments underlying the financial product that take into account the EU criteria for environmentally sustainable economic activities. The investments underlying the remaining portion of this financial product do not take into account the EU criteria for environmentally sustainable economic activities.

Any other sustainable investments must also not significantly harm any environmental or social objectives.



Does this financial product consider principal adverse impacts on sustainability factors?

Yes, _____

The Sub-fund considers principal adverse impacts on sustainability factors as referred to in Annex I of the SFDR Delegated Act.

Pre-investment, the following principal adverse impacts on sustainability factors are considered:

- Via the applied normative and activity-based exclusions, the following PAIs are considered:
 - Exposure to companies active in the fossil fuel sector (PAI 4, Table 1)
 - Violations of the UN Global Compact Principles and Organisation for Economic Cooperation and Development (OECD) Guidelines for Multinational Enterprises (PAI 10, Table 1)
 - Activities negatively affecting biodiversity-sensitive areas (PAI 7, Table 1). The consideration of this PAI is currently restricted to applying exclusions to palm oil producing companies and for any breaches to the UNGC, UNGP and OECD Guidelines for Multinational Enterprises in relation to biodiversity.
 - Exposure to controversial weapons (anti-personnel mines, cluster munitions, chemical weapons (PAI 14, Table 1)
- Via the ESG integration process, as part of the investment due diligence policies and procedures, the following PAIs are considered:
 - All indicators related to GHG emissions, as part of the required Climate Risk analysis (PAI 1-6, Table 1, PAI 4, Table 2)
 - Water and waste indicators (PAI 7-9, Table 1)

Post-investment, the following principal adverse impacts on sustainability factors are taken into account via Robeco's entity engagement program:

- All indicators related to Climate and other environment-related indicators (PAI 1-9, Table 1)
- Violations of the UN Global Compact Principles and Organisation for Economic Cooperation and Development (OECD) Guidelines for Multinational Enterprises (PAI 10, Table 1). On an ongoing basis, the investment universe is scanned for controversial behavior in relation to the aforementioned principles and guidelines.
- In addition, based on a yearly review of Robeco's performance on all mandatory and selected voluntary indicators, holdings of the Sub-fund that cause adverse impact might be selected for engagement.

More information is available via Robeco's Principal Adverse Impact Statement, published on Robeco's website. The Sub-fund will periodically report how it has considered the principal adverse impacts of its investments in the Company's annual report, which will be made available each year on or before 30 April at the Sub-fund page highlighted in final section of this document.

No



What investment strategy does this financial product follow?

Robeco Financial Institutions Bonds is an actively managed fund that mainly invests in subordinated euro-denominated bonds issued by financial institutions. The selection of these bonds is based on

The investment strategy guides investment decisions based on factors such as investment objectives and risk tolerance.

fundamental analysis as described in the Investment policy strategy paragraph in Appendix I of this Prospectus. The strategy integrates sustainability indicators on a continuous basis as part of the bond selection process. Amongst others, the Sub-fund applies norms-based, activity-based and regional exclusions, Robeco's good governance policy, Robeco's SDG framework and considers Principal Adverse Impacts in the investment process. More product-specific information can be found on our website and the links provided in the final question of this disclosure.

● ***What are the binding elements of the investment strategy used to select the investments to attain each of the environmental or social characteristics promoted by this financial product?***

The Sub-fund has the following binding elements:

1. The Sub-fund's portfolio complies with Robeco's Exclusion Policy (<https://www.robeco.com/files/docm/docu-exclusion-policy.pdf>), that is based on exclusion criteria with regards to products and business practices that Robeco believes are detrimental to society and incompatible with sustainable investment strategies. This means that the Sub-fund has 0% exposure to excluded securities, taking into account a grace period. Information with regards to the effects of the exclusions on the Sub-fund's universe can be found at <https://www.robeco.com/files/docm/docu-exclusion-list.pdf>.
2. The Sub-fund scrutinizes investment in companies that are in breach of the ILO standards, UNGPs, UNGC or OECD Guidelines for Multinational Enterprises. If a company in the portfolio breaches one of the international guidelines during the investment period, the company will become part of the Enhanced Engagement program.
3. Investments with an elevated sustainability risk are defined by Robeco as companies with an ESG Risk Rating of 40 and higher (the ESG Risk Rating is explained in the sustainability risk policy which can be accessed via <https://www.robeco.com/files/docm/docu-robeco-sustainability-risk-policy.pdf>). The Sub-fund is limited to a maximum exposure of 3% to investments with an elevated sustainability risk, based on the market weight in the portfolio taking into account regional differences and benchmark. Each investment with an ESG Risk rating of higher than 40 requires separate approval by a dedicated committee of sustainable investment specialists, compliance and risk management that oversees the bottom-up sustainability analysis.
4. The Sub-fund invests a minimum of 5% in green, social, sustainability, and/or sustainability-linked bonds.

● ***What is the committed minimum rate to reduce the scope of the investments considered prior to the application of that investment strategy?***

The Sub-fund does not commit to a minimum rate to reduce the scope of investments prior to the application of the investment strategy.

● ***What is the policy to assess good governance practices of the investee companies?***

Robeco has a Good Governance policy to assess governance practices of companies. The policy describes how Robeco determines if and when a company does not follow good governance practices and is therefore excluded from the initial investment universe for Article 8 and 9 products. Robeco's Good Governance policy applies to the Sub-fund and tests on a set of governance criteria that reflect widely recognized industry established norms and include topics as employee relations, management structure, tax compliance and remuneration.

The Good Governance test consists of criteria on such topics that are examined for investee companies and further explained in Robeco's Good Governance policy <https://www.robeco.com/files/docm/docu-robeco-good-governance-policy.pdf>. Additionally, the companies that do not pass the good governance

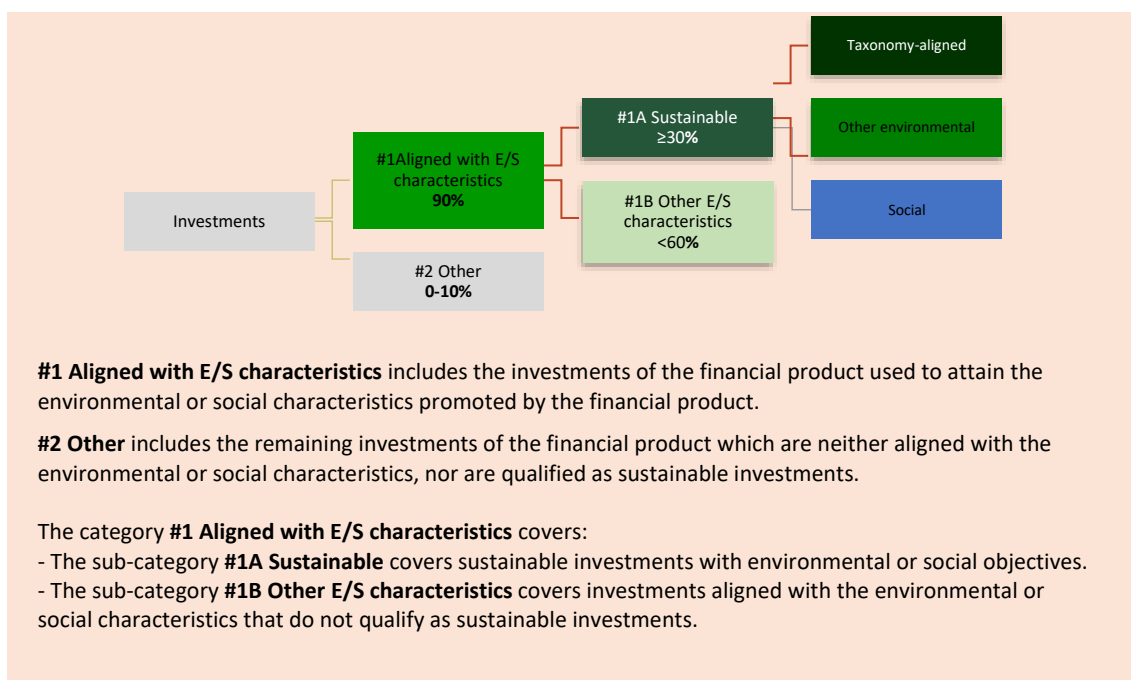
Good governance practices include sound management structures, employee relations, remuneration of staff and tax compliance.

test are reflected in the exclusion list that can be accessed here - <https://www.robeco.com/files/docm/docu-exclusion-list.pdf>.



What is the asset allocation planned for this financial product?

At least 90% of the investments are aligned with the E/S characteristics of the Sub-fund. The Sub-fund plans to make a minimum of 30% sustainable investments, measured by either being positive scores via Robeco's SDG Framework or investments in green, social, sustainability or sustainability-linked bonds. The investments in the category Other, estimated between 0-10%, are mostly in cash, cash equivalents and derivatives as further described below. The planned asset allocation is monitored continuously, and evaluated on a yearly basis.



How does the use of derivatives attain the environmental or social characteristics promoted by the financial product?

The Sub-fund does not make use of derivatives to attain the environmental or social characteristics promoted by the financial product. The Sub-fund may make use of derivatives for hedging, liquidity management and efficient portfolio management as well as investment purposes in the global fixed income, money market, interest rates and currency markets. In case the Sub-fund uses derivatives, the underlying shall comply with the investment policy of the Sub-fund. Where relevant, minimum environmental or social safeguards are taken into account as described below.



To what minimum extent are sustainable investments with an environmental objective aligned with the EU Taxonomy?

0%. The Sub-fund intends to contribute to all 6 environmental objectives under the EU Taxonomy via the investments in Green Bonds. The Sub-fund commits to a minimum share of 0% of Taxonomy-aligned activities. The Sub-fund intends to increase the minimum share of Taxonomy aligned activities for the Sub-fund, based on use of proceeds, once data availability in relation to the EU Taxonomy for Green Bonds improves and stabilises.

Asset allocation describes the share of investments in specific assets.

Taxonomy-aligned activities are expressed as a share of:

- **turnover** reflecting the share of revenue from green activities of investee companies
- **capital expenditure** (CapEx) showing the green investments made by investee companies, e.g. for a transition to a green economy.
- **operational expenditure** (OpEx) reflecting green operational activities of investee companies.

The Sub-fund will report on Taxonomy-aligned investment in the periodic disclosures. For investments in corporate bonds, the Sub-fund will report on turnover. Given the lack of data on the EU Taxonomy for Green Bonds in the market, Robeco relies on internal analysis for the time being. EU Taxonomy-alignment data is not yet subject to a review by third parties. The expected level of alignment with and without sovereign bonds is the same.

To comply with the EU Taxonomy, the criteria for **fossil gas** include limitations on emissions and switching to renewable power or low-carbon fuels by the end of 2035. For **nuclear energy**, the criteria include comprehensive safety and waste management rules.

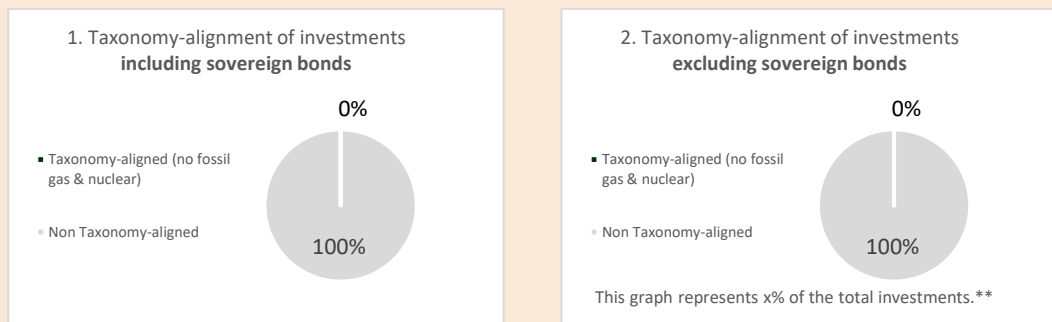
Enabling activities directly enable other activities to make a substantial contribution to an environmental objective.

Transitional activities are activities for which low-carbon alternatives are not yet available and among others have greenhouse gas emission levels corresponding to the best performance.

● **Does the financial product invest in fossil gas and/or nuclear energy related activities that comply with the EU Taxonomy¹⁰⁰?**

- Yes
 - In fossil gas
 - In nuclear energy
- No

The two graphs below show in green the minimum percentage of investments that are aligned with the EU Taxonomy. As there is no appropriate methodology to determine the Taxonomy-alignment of sovereign bonds, the first graph shows the Taxonomy alignment in relation to all the investments of the financial product including sovereign bonds, while the second graph shows the Taxonomy alignment only in relation to the investments of the financial product other than sovereign bonds.*



* For the purpose of these graphs, 'sovereign bonds' consist of all sovereign exposures
 ** As the investments are not Taxonomy-aligned, the exclusion of sovereign bonds has no impact on the graph and therefore no such percentage is shown here.

● **What is the minimum share of investments in transitional and enabling activities?**

0%.



● **What is the minimum share of sustainable investments with an environmental objective that are not aligned with the EU Taxonomy?**

Green bonds may invest (part of) their use of proceeds in economic activities that do not qualify as environmentally sustainable under the EU Taxonomy. In addition, the Sub-fund intends to make sustainable investments measured as positive scores via Robeco's SDG Framework. Among those could be investments with environmental objectives that do not qualify as Taxonomy-aligned. The environmental objectives of the Sub-fund are attained by investing in companies that score positively on

¹⁰⁰ Fossil gas and/or nuclear related activities will only comply with the EU Taxonomy where they contribute to limiting climate change ("climate change mitigation") and do not significantly harm any EU Taxonomy objective - see explanatory note in the left hand margin. The full criteria for fossil gas and nuclear energy economic activities that comply with the EU Taxonomy are laid down in Commission Delegated Regulation (EU) 2022/1214.

SDG 12 (Responsible consumption and production), SDG 13 (Climate action), SDG 14 (Life below water), and SDG 15 (Life on land) in Robeco's SDG Framework.

While the sum of sustainable investments with an environmental objective and socially sustainable investments always adds up to the Sub-fund's minimum proportion of 30% sustainable investments, we do not commit to a minimum share of sustainable investments with an environmental objective because the Sub-fund's investment strategy does not have a specific environmental investment objective. Therefore, the minimum share of sustainable investments with an environmental objective is 0%.



What is the minimum share of socially sustainable investments?

Social, sustainability or sustainability-linked bonds may invest (part of) their use of proceeds in economic activities that contribute to a social objective.

In addition, the Sub-fund intends to make sustainable investments, measured as positive scores via Robeco's SDG Framework. Among those could be investments with social objectives. The social objectives of the Sub-fund are attained by investing in companies that score positively on SDG 1 (No poverty), SDG 2 (Zero hunger), SDG 3 (Good health and well-being), SDG 4 (Quality education), SDG 5 (Gender equality), SDG 6 (Clear water and sanitation), SDG 7 (Affordable and clean energy), SDG 8 (Decent work and economic growth), SDG 9 (Industry, innovation and infrastructure), SDG 10 (Reduced inequalities), SDG 11 (Sustainable cities and communities), SDG 16 (Peace, justice and strong institutions) and SDG 17 (Partnerships for the goals), in Robeco's SDG Framework.

While the sum of socially sustainable investments and sustainable investments with an environmental objective always adds up to the Sub-fund's minimum proportion of sustainable investments, we do not commit to a minimum share of socially sustainable investments because the Sub-fund's investment strategy does not have a specific socially sustainable investment objective. Therefore, the minimum share of socially sustainable investments is 0%.




What investments are included under "#2 Other", what is their purpose and are there any minimum environmental or social safeguards?

The type of instruments included under "#2 Other" and their purpose are outlined in Annex I of this Prospectus under the header 'Financial instruments and investment restrictions'. They include cash, cash equivalents, as well as investment funds and eligible asset classes (other than bonds and equities) that do not specifically promote E/S characteristics. As indicated above, the Sub-fund does not make use of derivatives to attain the environmental or social characteristics promoted. The Sub-fund may make use of derivatives, which thus always fall under the category "#2 Other", for hedging, liquidity management and efficient portfolio management as well as investment purposes. Exchange traded and over-the-counter derivatives are permitted, including but not limited to futures, swaps, options and currency forwards. In case the Sub-fund uses derivatives, the underlying shall comply with the investment policy. Where relevant, minimum environmental or social safeguards are taken into account, by, for example, applying Robeco's Exclusion Policy for any single security derivative.



Is a specific index designated as a reference benchmark to determine whether this financial product is aligned with the environmental and/or social characteristics that it promotes?

Not applicable.

 are sustainable investments with an environmental objective that **do not take into account the criteria** for environmentally sustainable economic activities under the EU Taxonomy.

Reference benchmarks are indexes to measure whether the financial product attains the environmental or

social characteristics
that they promote.



Where can I find more product specific information online?

More product-specific information can be found on the website:

<https://www.robeco.com/en-int/products/funds>

- Robeco's PAI Statement can be accessed via the following link:
<https://www.robeco.com/files/docm/docu-principal-adverse-impact-statement-summary-entity-level.pdf>
- Robeco's Good Governance test can be accessed via the following link:
<https://www.robeco.com/files/docm/docu-robeco-good-governance-policy.pdf>
- Robeco's SDG framework:
<https://www.robeco.com/docm/docu-robeco-explanation-sdg-framework.pdf>
- Robeco's sustainability risk policy:
<https://www.robeco.com/files/docm/docu-robeco-sustainability-risk-policy.pdf>

h) Robeco US Green Bonds

Pre-contractual disclosure for the financial products referred to in Article 9, paragraphs 1 to 4a, of Regulation (EU) 2019/2088 and Article 5, first paragraph, of Regulation (EU) 2020/852

Product name: Robeco US Green Bonds

Legal entity identifier: 213800N8SFP1LXXF4380

Sustainable investment objective

Does this financial product have a sustainable investment objective?

Yes
 No

| | |
|--|--|
| <p><input checked="" type="checkbox"/> It will make a minimum of sustainable investments with an environmental objective: 70%</p> <ul style="list-style-type: none"> <input type="checkbox"/> in economic activities that qualify as environmentally sustainable under the EU Taxonomy <input checked="" type="checkbox"/> in economic activities that do not qualify as environmentally sustainable under the EU Taxonomy <p><input type="checkbox"/> It will make a minimum of sustainable investments with a social objective: ___%</p> | <p><input type="checkbox"/> It promotes Environmental/Social (E/S) characteristics and while it does not have as its objective a sustainable investment, it will have a minimum proportion of ___% of sustainable investments</p> <ul style="list-style-type: none"> <input type="checkbox"/> with an environmental objective in economic activities that qualify as environmentally sustainable under the EU Taxonomy <input type="checkbox"/> with an environmental objective in economic activities that do not qualify as environmentally sustainable under the EU Taxonomy <input type="checkbox"/> with a social objective <p><input type="checkbox"/> It promotes E/S characteristics, but will not make any sustainable investments</p> |
|--|--|

Sustainable investment means an investment in an economic activity that contributes to an environmental or social objective, provided that the investment does not significantly harm any environmental or social objective and that the investee companies follow good governance practices.

The **EU Taxonomy** is a classification system laid down in Regulation (EU) 2020/852, establishing a list of **environmentally sustainable economic activities**. That Regulation does not include a list of socially sustainable economic activities. Sustainable investments with an environmental objective might be aligned with the Taxonomy or not.



What is the sustainable investment objective of this financial product?

The Sub-fund invests predominantly in Green Bonds, as well as in social and sustainable bonds.

Sustainability indicators measure how the sustainable objectives of this financial product are attained.

With these investments, The Sub-fund finances investments that contribute to environmental goals like:

- Climate change mitigation and adaptation
- Sustainable use and protection of water and marine resources
- Transition to a circular economy
- Waste prevention and recycling
- Pollution prevention
- Protection of healthy ecosystems.

There is a reference benchmark designated for the purpose of attaining the sustainable objectives promoted by the Sub-fund.

● ***What sustainability indicators are used to measure the attainment of the sustainable investment objective of this financial product?***

The Sub-fund has the following sustainability indicators:

1. The % of the Sub-fund invested in Green Bonds.
2. The % of investments in securities that are on Robeco's Exclusion list as result of the application of Robeco's Exclusion Policy.
3. The % of holdings that are in violation of the ILO standards, UNGPs, UNGC or OECD Guidelines for Multinational Enterprises.

● ***How do sustainable investments not cause significant harm to any environmental or social sustainable investment objective?***

The sustainable investments do no significant harm to any environmental or social sustainable investment objective by considering a principal adverse impact and aligning with the OECD Guidelines for Multinational Enterprises and the UN Guiding Principles on Business and Human Rights.

How have the indicators for adverse impacts on sustainability factors been taken into account?

For sustainable investments that are either Green, Social or Sustainable Bonds, significant harm is avoided by the application of Green Bonds Principles.

For a large share of Green, Social and Sustainable bonds, Robeco adds an extra assessment on sustainability factors by applying Robeco's Green Bonds Framework or Social Bond Framework.

Via these frameworks, the following adverse impacts are directly considered:

- Table 1, PAI 10 (Violations of the UN Global Compact principles and Organisation for Economic Cooperation and Development (OECD) Guidelines for Multinational Enterprises)
- Table 1, PAI 14 (Exposure to controversial weapons)

For Green bonds, there is no disclosures on GHG emissions. Yet, avoided emissions (scope 4 emissions) are considered. For Social bonds, Robeco considers board gender diversity (Table 1, PAI 13) depending on whether the use of proceeds of the social bond will tackle gender diversity issues.

Lastly, Robeco's SDG Framework is considered for the analysis of green, social or sustainable bonds. Robeco's SDG Framework assesses the contribution of companies to the Sustainable Development Goals (SDGs). Many PAI indicators are either directly or indirectly included in the SDG Framework to determine whether a company has significant impacts on the SDGs related to the PAI indicators. A detailed description of the incorporation of Principal Adverse Impact is available via Robeco's Principal Adverse Impact Statement published on the Robeco website (<https://www.robeco.com/files/docm/docu-principal-adverse-impact-statement-summary-entity-level.pdf>).

How are the sustainable investments aligned with the OECD Guidelines for Multinational Enterprises and the UN Guiding Principles on Business and Human Rights?

The sustainable investments are aligned with the OECD Guidelines for Multinational Enterprises and the UN Guiding Principles on Business and Human Rights via Robeco's Exclusion Policy.



Does this financial product consider principal adverse impacts on sustainability factors?

Yes, _____

The Sub-fund considers principal adverse impacts on sustainability factors as referred to in Annex I of the SFDR Delegated Act.

Pre-investment, green, social and sustainable bonds are assessed via Robeco's Green Bond Framework and Social Framework, as well as via Robeco's SDG Framework. These framework directly and indirectly assess PAI indicators

Robeco's SDG Framework assesses companies' positive and negative contributions to the Sustainable Development Goals (SDGs). Robeco's SDG Framework directly and/or indirectly screens companies on many of the topics considered by the PAI indicators.

Post-investment, the following principal adverse impacts on sustainability factors are taken into account via Robeco's entity engagement program:

- All indicators related to Climate and other environment-related indicators (PAI 1-9, Table 1)
- Violations of the UN Global Compact Principles and Organisation for Economic Cooperation and Development (OECD) Guidelines for Multinational Enterprises (PAI 10, Table 1). On an ongoing basis, the investment universe is scanned for controversial behavior in relation to the aforementioned principles and guidelines.
- In addition, based on a yearly review of Robeco's performance on all mandatory and selected voluntary indicators, holdings of the Sub-fund that cause adverse impact might be selected for engagement.

More information is available via Robeco's Principal Adverse Impact Statement, published on Robeco's website. The Sub-fund will periodically report how it has considered the principal adverse impacts of its investments in the Company's annual report, which will be made available each year on or before 30 April at the Sub-fund page highlighted in final section of this document.

No



What investment strategy does this financial product follow?

Robeco US Green Bonds is an actively managed fund that invests in USD-denominated Green Bonds issued by governments, government-related agencies and corporates. Other bonds invested in are either social bonds, sustainable bonds, or sustainability-linked bonds. The selection of these bonds is based on fundamental analysis as described in the Investment policy strategy paragraph in Appendix I of this Prospectus. The strategy integrates sustainability indicators on a continuous basis as part of the stock selection process. Amongst others, the Sub-fund applies norms-based and activity-based exclusions, Robeco's good governance policy, Robeco's SDG framework and considers Principal

Principal adverse impacts are the most significant negative impacts of investment decisions on sustainability factors relating to environmental, social and employee matters, respect for human rights, anti-corruption and anti-bribery matters.

The investment strategy guides investment decisions based on factors such as investment

objectives and risk tolerance.

Adverse Impacts in the investment process. More product-specific information can be found on our website and the links provided in the final question of this disclosure.

What are the binding elements of the investment strategy used to select the investments to attain the sustainable investment objective?

The Sub-fund has the following binding elements:

1. The Sub-fund allocates a minimum 80% of the bond exposure ex government bonds in Green Bonds based on external vendor data or the internally developed framework by Robeco.
2. The Sub-fund's portfolio complies with Robeco's Exclusion Policy (<https://www.robeco.com/docm/docu-exclusion-policy.pdf>), that is based on exclusion criteria with regards to products and business practices that Robeco believes are detrimental to society and incompatible with sustainable investment strategies. This means that the Sub-fund has 0% exposure to excluded securities, taking into account a grace period. Information with regards to the effects of the exclusions on the Sub-fund's universe can be found at <https://www.robeco.com/files/docm/docu-exclusion-list.pdf>
3. The Sub-fund avoids investment in companies that are in breach of the ILO standards, UNGPs, UNGC or OECD Guidelines for Multinational Enterprises. Companies that breach these international norms will be excluded from the investment universe.

What is the policy to assess good governance practices of the investee companies?

Robeco has a Good Governance policy to assess governance practices of companies. The policy describes how Robeco determines if and when a company does not follow good governance practices and is therefore excluded from the initial investment universe for Article 8 and 9 products. Robeco's Good Governance policy applies to the Sub-fund and tests on a set of governance criteria that reflect widely recognized industry established norms and include topics as employee relations, management structure, tax compliance and remuneration.

The Good Governance test consists of criteria on such topics that are examined for investee companies and further explained in Robeco's Good Governance policy <https://www.robeco.com/files/docm/docu-robeco-good-governance-policy.pdf>. Additionally, the companies that do not pass the good governance test are reflected in the exclusion list that can be accessed here - <https://www.robeco.com/files/docm/docu-exclusion-list.pdf>.

What is the asset allocation and the minimum share of sustainable investments?

The Sub-fund plans to make a minimum of 90% sustainable investments, with a minimum portion of 70% sustainable investments with an environmental objective, defined as investments in Green, Social or Sustainable bonds. The investments in the category non-sustainable, estimated between 0-10%, are in cash and cash equivalents. The planned asset allocation is monitored continuously, and evaluated on a yearly basis.

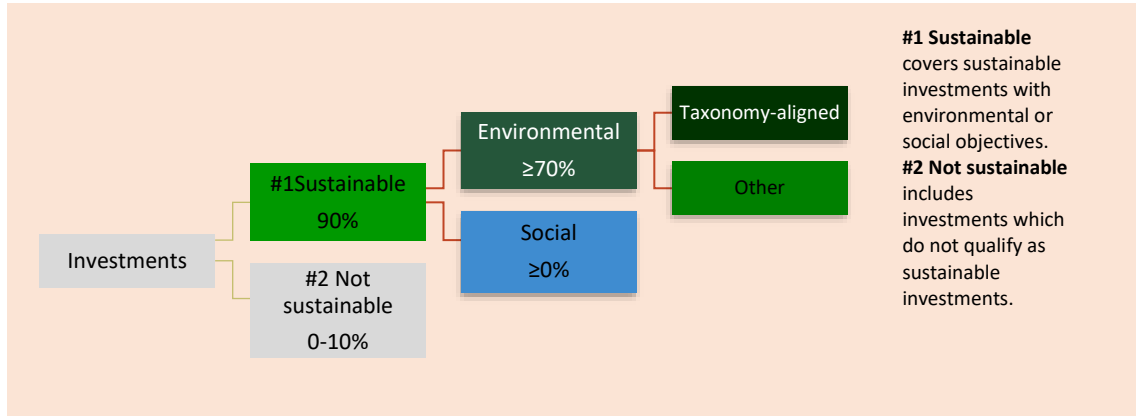
Good governance practices include sound management structures, employee relations, remuneration of staff and tax compliance.



Asset allocation describes the share of investments in specific assets.

Taxonomy-aligned activities are expressed as a share of:

- **turnover** reflecting the share of revenue from green activities of investee companies
- **capital expenditure** (CapEx) showing the green investments made by investee companies, e.g. for a transition to a green economy.
- **operational expenditure** (OpEx) reflecting green operational activities of investee companies.



#1 Sustainable covers sustainable investments with environmental or social objectives. **#2 Not sustainable** includes investments which do not qualify as sustainable investments.

● **How does the use of derivatives attain the sustainable investment objective?**

The Sub-fund does not make use of derivatives to attain the sustainable objective promoted by the financial product. The Sub-fund may make use of derivatives for hedging as well as liquidity management. This includes the usage of derivatives to manage currency and duration exposures in a cost-effective manner. To that purpose exchange traded and over-the-counter derivatives linked to sovereign bonds (treasuries), interest rates, swap rates and currencies are permitted. Derivatives linked to corporate exposure are not allowed.

In case the Sub-fund uses derivatives, the underlying shall comply with the investment policy. Where relevant, minimum environmental or social safeguards are taken into account.



● **To what minimum extent are sustainable investments with an environmental objective aligned with the EU Taxonomy?**

The Sub-fund intends to contribute to all environmental objectives under the EU Taxonomy. The Sub-fund commits to a minimum share of 0% of Taxonomy-aligned activities. The Sub-fund intends to increase the minimum share of Taxonomy aligned activities for the Sub-fund, based on use of proceeds, once data availability in relation to the EU Taxonomy for Green bonds improves and stabilizes.

The Sub-fund will report on Taxonomy-aligned investment in the periodic disclosures. Given the lack of data on the EU Taxonomy for Green Bonds in the market, Robeco relies on internal analysis for the time being. EU Taxonomy-alignment data is not yet subject to a review by third parties. The Sub-fund only makes investments in Green, Social and Sustainable bonds and therefore it does not have sovereign exposures. The expected level of alignment with and without sovereign bonds is the same.

● **Does the financial product invest in fossil gas and/or nuclear energy related activities that comply with the EU Taxonomy¹⁰¹?**

Yes:

In fossil gas In nuclear energy

No

To comply with the EU Taxonomy, the criteria for **fossil gas** include limitations on emissions and switching to fully renewable power

¹⁰¹ Fossil gas and/or nuclear related activities will only comply with the EU Taxonomy where they contribute to limiting climate change ("climate change mitigation") and do not significantly harm any EU Taxonomy objective - see explanatory note in the left hand margin. The full criteria for fossil gas and nuclear energy economic activities that comply with the EU Taxonomy are laid down in Commission Delegated Regulation (EU) 2022/1214.

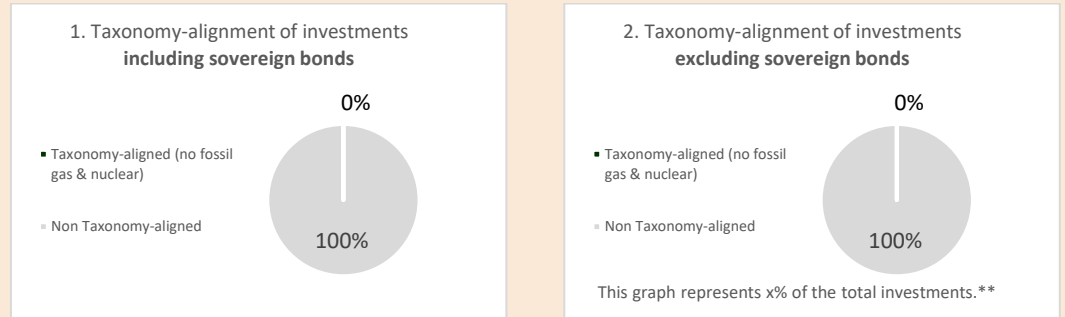
or low-carbon fuels by the end of 2035. For **nuclear energy**, the criteria include comprehensive safety and waste management rules.

Enabling activities directly enable other activities to make a substantial contribution to an environmental objective.

Transitional activities are activities for which low-carbon alternatives are not yet available and among others have greenhouse gas emission levels corresponding to the best performance.

are sustainable investments with an environmental objective that **do not take into account the criteria** for environmentally sustainable economic activities under the EU Taxonomy.

The two graphs below show in green the minimum percentage of investments that are aligned with the EU Taxonomy. As there is no appropriate methodology to determine the Taxonomy-alignment of sovereign bonds*, the first graph shows the Taxonomy alignment in relation to all the investments of the financial product including sovereign bonds, while the second graph shows the Taxonomy alignment only in relation to the investments of the financial product other than sovereign bonds.



*** For the purpose of these graphs, 'sovereign bonds' consist of all sovereign exposures**
**** As the investments are not Taxonomy-aligned, the exclusion of sovereign bonds has no impact on the graph and therefore no such percentage is shown here.**

● **What is the minimum share of investments in transitional and enabling activities?**

0%.



What is the minimum share of sustainable investments with an environmental objective that are not aligned with the EU Taxonomy?

Green bonds may invest (part of) their use of proceeds in economic activities that do not qualify as environmentally sustainable under the EU Taxonomy. The Sub-fund commits to a minimum share of sustainable investments of 70% with an environmental objective because the Sub-fund's investment strategy does have a specific environmental investment objective. The sum of sustainable investments with an environmental objective and socially sustainable investments always adds up to the Sub-fund's minimum proportion of 90% sustainable investments.



What is the minimum share of sustainable investments with a social objective?

Social, sustainability or sustainability-linked bonds may invest (part of) their use of proceeds in economic activities that contribute to a social objective. We do not commit to a minimum share of socially sustainable investments because the Sub-fund's investment strategy does have a specific social investment objective. The sum of socially sustainable investments and sustainable investments with an environmental objective always adds up to the Sub-fund's minimum proportion of 90% sustainable investments, we do not commit to a minimum share of socially sustainable investments because the Sub-fund's investment strategy does not have a specific socially sustainable investment objective. Therefore, the minimum share of socially sustainable investments is 0%.



What investments are included under "#2 Not sustainable", what is their purpose and are there any minimum environmental or social safeguards?

The type of instruments included under "#2 Not Sustainable" and their purpose are outlined in Annex I of this Prospectus under the header 'Financial instruments and investment restrictions'. They include cash, cash equivalents, as well as investment funds and eligible asset classes (other than bonds and equities) that do not specifically promote E/S characteristics. As indicated above, the Sub-fund does not make use of derivatives to attain its sustainable objective. The Sub-fund may make use of derivatives for hedging and liquidity management. This includes the usage of derivatives to manage the duration around the benchmark duration and currency exposures in a cost-effective manner. For the management of currency exposure FX Forwards are allowed. Furthermore exchange traded and over-the-counter derivatives linked to sovereign bonds (treasuries), interest rates, swap rates and currencies are permitted. In case the Sub-fund uses derivatives, the underlying shall comply with the investment policy and the exposure through the use of derivatives must fit the investment universe of the Sub-fund. Where relevant, minimum environmental or social safeguards are taken into account by monitoring and applying Robeco's Exclusion Policy for the use of derivatives linked to sovereigns. Additionally, derivatives linked to corporate exposure are not allowed.



Is a specific index designated as a reference benchmark to meet the sustainable investment objective?

Yes, the Sub-fund uses the Bloomberg MSCI US Green Bond Index as a reference index to meet the sustainable investment objective of the Sub-fund.

Reference benchmarks are indexes to measure whether the financial product attains the sustainable investment objective.

● **How does the reference benchmark take into account sustainability factors in a way that is continuously aligned with the sustainable investment objective?**

Given that sustainable investment objective of the Sub-fund is to finance investment in Green Bonds, the reference index is aligned with such objective of the Sub-fund by applying clearly defined rules for evaluating Green Bonds composition in the index.

Bloomberg MSCI evaluates Green Bonds to ensure adherence to established Green Bond Principles (GBP) and to examine bonds by their environmental use of proceeds. The index provider follows an eligibility criteria along four dimensions as per the GBP for assessing eligibility to index. In this way The Sub-fund's investment objective is aligned with the reference index.

● **How is the alignment of the investment strategy with the methodology of the index ensured on a continuous basis?**

The methodology of the reference index follows rebalancing rules which ensures alignment with the investment strategy of the Sub-fund.

The Bloomberg MSCI US Green Bond Index is rebalanced on the last business day of each month. New bond issues are not added to the Projected Universe until after the Green Bond Evaluation. On the 25th calendar day of each month, the list of Green Bonds that are evaluated is updated by MSCI ESG Research which are taken into consideration before rebalancing.

● **How does the designated index differ from a relevant broad market index?**

The benchmark differs from a broad general market index in that the latter does not take into account in its methodology any criteria for eligibility and inclusion of Green Bonds.

● **Where can the methodology used for the calculation of the designated index be found?**

The index methodology can be found on the relevant webpages by the index provider:
<https://www.msci.com>



Where can I find more product specific information online?

More product-specific information can be found on the website:

<https://www.robeco.com/en-int/products/funds>

- Robeco's PAI Statement can be accessed via the following link:
<https://www.robeco.com/files/docm/docu-principal-adverse-impact-statement-summary-entity-level.pdf>
- Robeco's Good Governance test can be accessed via the following link:
<https://www.robeco.com/files/docm/docu-robeco-good-governance-policy.pdf>
- Robeco's SDG framework:
<https://www.robeco.com/docm/docu-robeco-explanation-sdg-framework.pdf>
- Robeco's sustainability risk policy:
<https://www.robeco.com/files/docm/docu-robeco-sustainability-risk-policy.pdf>

i) Robeco Euro SDG Short Duration Bonds

Pre-contractual disclosure for the financial products referred to in Article 8, paragraphs 1, 2 and 2a, of Regulation (EU) 2019/2088 and Article 6, first paragraph, of Regulation (EU) 2020/852

Sustainable investment

means an investment in an economic activity that contributes to an environmental or social objective, provided that the investment does not significantly harm any environmental or social objective and that the investee companies follow good governance practices.

The **EU Taxonomy** is a classification system laid down in Regulation (EU) 2020/852, establishing a list of **environmentally sustainable economic activities**. That Regulation does not include a list of socially sustainable economic activities. Sustainable investments with an environmental objective might be aligned with the Taxonomy or not.

Product name: Robeco Euro SDG Short Duration Bonds

Legal entity identifier: 213800YAYEQ8JA643775

Environmental and/or social characteristics

Does this financial product have a sustainable investment objective?

Yes

No

It will make a minimum of **sustainable investments with an environmental objective:** ___%

in economic activities that qualify as environmentally sustainable under the EU Taxonomy

in economic activities that do not qualify as environmentally sustainable under the EU Taxonomy

It will make a minimum of **sustainable investments with a social objective:** ___%

It **promotes Environmental/Social (E/S) characteristics** and while it does not have as its objective a sustainable investment, it will have a minimum proportion of 30% of sustainable investments

with an environmental objective in economic activities that qualify as environmentally sustainable under the EU Taxonomy

with an environmental objective in economic activities that do not qualify as environmentally sustainable under the EU Taxonomy

with a social objective

It promotes E/S characteristics, but **will not make any sustainable investments**



What environmental and/or social characteristics are promoted by this financial product?

The Sub-fund has the following E/S characteristics:

1. The Sub-fund promotes investment in a portfolio that contributes to the Sustainable Development Goals (SDGs).
2. The Sub-fund promotes adherence to and conducting business activities in accordance with the United Nations Universal Declaration of Human Rights, the International Labor Organization's (ILO) labor standards, the United Nations Guiding Principles for Business and Human Rights (UNGPs), the United Nations Global Compact (UNGC) and the OECD Guidelines for Multinational Enterprises.
3. The Sub-fund promotes certain minimum environmental and social safeguards through applying exclusion criteria with regards to products and business practices that Robeco believes are detrimental to society and incompatible with sustainable investment strategies, such as exposure to controversial behaviour, controversial weapons, and fossil fuels.
4. The Sub-fund promotes investment in countries with policies and institutional frameworks to prevent and combat corruption.
5. The Sub-fund promotes investment in green, social, sustainability and/or sustainability-linked bonds used to finance environmental and social projects.

There is no reference benchmark designated for the purpose of attaining the environmental or social characteristics promoted by the Sub-fund.

● **What sustainability indicators are used to measure the attainment of each of the environmental or social characteristics promoted by this financial product?**

The Sub-fund has the following sustainability indicators:

1. The proportion of issuers that holds a positive or neutral SDG score based on the internally developed SDG Framework.
2. The number of companies that are in violation of the ILO standards, UNGPs, UNGC or OECD Guidelines for Multinational Enterprises.
3. The % of investments in securities that are on Robeco's Exclusion list as result of the application of Robeco's Exclusion Policy.
4. The % of investments excluded from the Worldwide Governance Indicators (WGI) - Control of Corruption ranking.
5. The % of the Sub-fund invested in green, social, sustainability and/or sustainability-linked bonds.

● **What are the objectives of the sustainable investments that the financial product partially intends to make and how does the sustainable investment contribute to such objectives?**

The sustainable investments aim to contribute to the UN Sustainable Development Goals ("SDGs"), that have both social and environmental objectives. These are 17 goals that are globally recognised and include environmental goals such as climate action, clean water, life on land and water and social goals such as zero hunger, gender equality, education, etc. Robeco has developed a proprietary framework based on the UN SDGs through which an issuer's contribution to such SDGs is determined through a 3-step process. This process starts with a sector baseline on which a company's products are analysed to examine contribution to the society and environment. Further, the operational processes involved in creating such products is checked along with any controversies/litigation claims and remediation actions taken which are perused before a final SDG score is determined. The final score ranges between high negative (-3) to high positive (+3) and only those issuers which achieve positive SDG scores (+1, +2 and, +3) are regarded as Sustainable Investments.

● ***How do the sustainable investments that the financial product partially intends to make, not cause significant harm to any environmental or social sustainable investment objective?***

The sustainable investments do no significant harm to any environmental or social sustainable investment objective by considering a principal adverse impact and aligning with the OECD Guidelines for Multinational Enterprises and the UN Guiding Principles on Business and Human Rights. In addition, sustainable investments score positively on Robeco's SDG Framework, and therefore do not cause significant harm.

How have the indicators for adverse impacts on sustainability factors been taken into account?

Mandatory principal adverse impact indicators are considered through Robeco's SDG Framework, either directly or indirectly, when identifying sustainable investments for the Sub-fund. In addition, voluntary environmental and social indicators are taken into account, depending on their relevance for measuring impacts on the SDGs and the availability of data. A detailed description of the incorporation of principal adverse impacts is available via Robeco's Principal Adverse Impact Statement published on the Robeco website (<https://www.robeco.com/files/docm/docu-principal-adverse-impact-statement-summary-entity-level.pdf>). In this statement, Robeco sets out its approach to identifying and prioritizing principal adverse impact, and how principal adverse impacts are considered as part of Robeco's investment due diligence process and procedures relating to research and analysis, exclusions and restrictions and/or voting and engagement. This description also explains how principal adverse impact indicators are considered by the SDG Framework.

How are the sustainable investments aligned with the OECD Guidelines for Multinational Enterprises and the UN Guiding Principles on Business and Human Rights? Details:

The sustainable investments are aligned with the OECD Guidelines for Multinational Enterprises and the UN Guiding Principles on Business and Human Rights via both Robeco's Exclusion Policy and Robeco's SDG Framework.

Robeco's Exclusion Policy includes an explanation of how Robeco acts in accordance with the International Labor Organization (ILO) standards, United Nations Guiding Principles (UNGPs), United Nations Global Compact (UNGC) Principles and the Organization for Economic Co-operation and Development (OECD) Guidelines for Multinational Enterprises and is guided by these international treaties to assess the behavior of companies. Robeco continuously screens its investments for breaches of these principles. In case of a breach, the company will be excluded or engaged with, and is not considered a sustainable investment.

Robeco's SDG Framework screens for breaches on these principles in the final step of the framework. In this step, Robeco checks whether the issuer concerned has been involved in any controversies. Involvement in any controversy will result in a negative SDG score for the issuer, meaning it is not a sustainable investment.

The EU Taxonomy sets out a "do not significant harm" principle by which Taxonomy-aligned investments should not significantly harm EU Taxonomy objectives and is accompanied by specific EU criteria.

The "do no significant harm" principle applies only to those investments underlying the financial product that take into account the EU criteria for environmentally sustainable economic activities. The investments underlying the remaining portion of this financial product do not take into account the EU criteria for environmentally sustainable economic activities.

Any other sustainable investments must also not significantly harm any environmental or social objectives.



Does this financial product consider principal adverse impacts on sustainability factors?

Yes, _____

The Sub-fund considers principal adverse impacts on sustainability factors as referred to in Annex I of the SFDR Delegated Act.

Pre-investment, Robeco's SDG Framework assesses issuer's positive and negative contributions to the Sustainable Development Goals (SDGs). Robeco's SDG Framework directly and/or indirectly screens issuers on many of the topics considered by the PAI indicators.

Post-investment, the following principal adverse impacts on sustainability factors are taken into account:

- o Via Robeco's entity engagement program, the following PAIs are considered:
 - All indicators related to Climate and other environment-related indicators (PAI 1-9, Table 1)
 - Violations of the UN Global Compact Principles and Organisation for Economic Cooperation and Development (OECD) Guidelines for Multinational Enterprises (PAI 10, Table 1). On an ongoing basis, the investment universe is scanned for controversial behavior in relation to the aforementioned principles and guidelines.
 - In addition, based on a yearly review of Robeco's performance on all mandatory and selected voluntary indicators, holdings of the Sub-fund that cause adverse impact might be selected for engagement.

More information is available via Robeco's Principal Adverse Impact Statement, published on Robeco's website. The Sub-fund will periodically report how it has considered the principal adverse impacts of its investments in the Company's annual report, which will be made available each year on or before 30 April at the Sub-fund page highlighted in final section of this document.

No

Principal adverse impacts are the most significant negative impacts of investment decisions on sustainability factors relating to environmental, social and employee matters, respect for human rights, anti-corruption and anti-bribery matters.



What investment strategy does this financial product follow?

Robeco Euro SDG Short Duration Bonds is an actively managed fund that invests in bonds denominated in the EURO currency. The selection of these bonds is based on fundamental analysis as described in the Investment policy strategy paragraph in Appendix I of this Prospectus.

The investment strategy guides investment decisions based on factors such as investment objectives and risk tolerance.

The strategy integrates sustainability indicators on a continuous basis as part of the bond selection process. Amongst others, the Sub-fund applies norms-based, activity-based and regional exclusions, Robeco's good governance policy, Robeco's SDG framework and considers Principal Adverse Impacts in the investment process. More product-specific information can be found on our website and the links provided in the final question of this disclosure.

● ***What are the binding elements of the investment strategy used to select the investments to attain each of the environmental or social characteristics promoted by this financial product?***

The Sub-fund has the following binding elements:

1. All bond investments, must have a positive or neutral SDG score.
2. The Sub-fund avoids investment in companies that are in breach of the ILO standards, UNGPs, UNGC or OECD Guidelines for Multinational Enterprises. Companies that breach these international norms will be excluded from the investment universe.
3. The Sub-fund's portfolio complies with Robeco's Exclusion Policy (<https://www.robeco.com/files/docm/docu-exclusion-policy.pdf>), that is based on exclusion criteria that Robeco believes are detrimental to society and incompatible with sustainable investment strategies. This means that the Sub-fund has 0% exposure to excluded securities, taking into account a grace period. Information with regards to the effects of the exclusions on the Sub-fund's universe can be found at <https://www.robeco.com/files/docm/docu-exclusion-list.pdf>
4. The Sub-fund excludes sovereign bonds issued by the bottom 15% of the Worldwide Governance Indicators (WGI) - Control of Corruption ranking.
5. The Sub-fund invests a minimum of 2.5% in green, social, sustainability, and/or sustainability-linked bonds (ESG-labelled bonds). As a second step, amongst others, GHG intensity (Table 1, PAI 15) is assessed in the project evaluation that considers the allocation of proceeds. In addition, the ESG bonds are assessed on their compliance with international norms related to social and governance issues (in relation to Table 1, PAI 16).

● ***What is the committed minimum rate to reduce the scope of the investments considered prior to the application of that investment strategy?***

The Sub-fund does not commit to a minimum rate to reduce the scope of investments prior to the application of the investment strategy.

● ***What is the policy to assess good governance practices of the investee companies?***

Robeco has a Good Governance policy to assess governance practices of companies. The policy describes how Robeco determines if and when a company does not follow good governance practices and is therefore excluded from the initial investment universe for Article 8 and 9 products. Robeco's Good Governance policy applies to the Sub-fund and tests on a set of governance criteria that reflect widely recognized industry established norms and include topics as employee relations, management structure, tax compliance and remuneration.

The Good Governance test consists of criteria on such topics that are examined for investee companies and further explained in Robeco's Good Governance policy <https://www.robeco.com/files/docm/docu-robeco-good-governance-policy.pdf>. Additionally, the companies that do not pass the good governance test are reflected in the exclusion list that can be accessed here - <https://www.robeco.com/files/docm/docu-exclusion-list.pdf>.

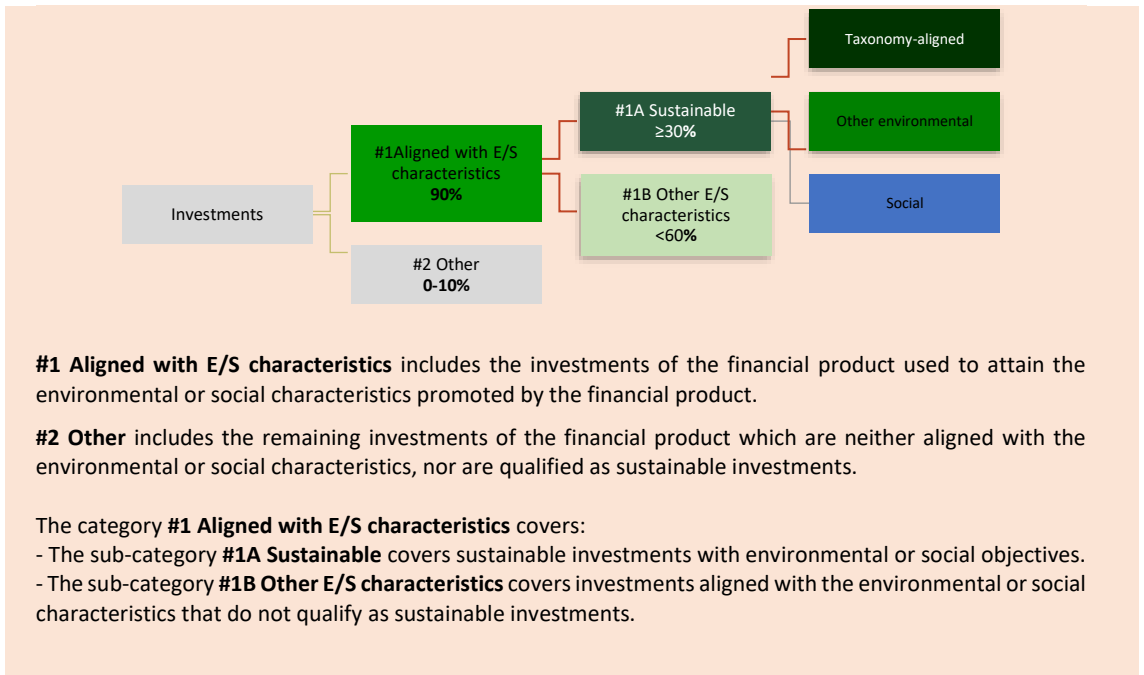
Good governance practices include sound management structures, employee relations, remuneration of staff and tax compliance.



What is the asset allocation planned for this financial product?

At least 90% of the investments are aligned with the E/S characteristics of the Fund, which aims to invest at least 30% of its assets in sustainable investments. The sustainable investments aim to contribute to the UN Sustainable Development Goals. The Sub-fund targets a minimum portion of 30% of its sustainable objectives with a social objective (as measured by positive scores via Robeco's SDG Framework).

The Sub-fund does not specifically target a minimum percentage of its sustainable investments with an environmental objective but it cannot be ruled out that sustainable investments may include those with an environmental objective. The investments in the category "Other", estimated between 0-10%, are mostly in cash, cash equivalents and derivatives as further described below. The planned asset allocation is monitored continuously, and evaluated on a yearly basis.



#1 Aligned with E/S characteristics includes the investments of the financial product used to attain the environmental or social characteristics promoted by the financial product.

#2 Other includes the remaining investments of the financial product which are neither aligned with the environmental or social characteristics, nor are qualified as sustainable investments.

- The category **#1 Aligned with E/S characteristics** covers:
- The sub-category **#1A Sustainable** covers sustainable investments with environmental or social objectives.
 - The sub-category **#1B Other E/S characteristics** covers investments aligned with the environmental or social characteristics that do not qualify as sustainable investments.

How does the use of derivatives attain the environmental or social characteristics promoted by the financial product?

The Sub-fund does not make use of derivatives to attain the environmental or social characteristics promoted by the financial product. The Sub-fund may make use of derivatives for hedging, liquidity management and efficient portfolio management as well as investment purposes in the global fixed income, money market, interest rates and currency markets. In case the Sub-fund uses derivatives, the underlying shall comply with the investment policy of the Sub-fund. Where relevant, minimum environmental or social safeguards are taken into account as described below.

To what minimum extent are sustainable investments with an environmental objective aligned with the EU Taxonomy?

0%. The Sub-fund intends to contribute to all 6 environmental objectives under the EU Taxonomy via the investments in Green Bonds. The Sub-fund commits to a minimum share of 0% of Taxonomy-aligned activities. The Sub-fund intends to increase the minimum share of Taxonomy aligned activities for the Sub-fund, based on use of proceeds, once data availability in relation to the EU Taxonomy for Green Bonds improves and stabilises.



Asset allocation describes the share of investments in specific assets.

Taxonomy-aligned activities are expressed as a share of:


- **turnover** reflecting the share of revenue from green activities of investee companies
- **capital expenditure** (CapEx) showing the green investments made by investee companies, e.g. for a transition to a green economy.
- **operational expenditure** (OpEx) reflecting green operational activities of investee companies.

The Sub-fund will report on Taxonomy-aligned investment in the periodic disclosures. For investments in corporate bonds, the Sub-fund will report on turnover. Given the lack of data on the EU Taxonomy for Green Bonds in the market, Robeco relies on internal analysis for the time being. EU Taxonomy-alignment data is not yet subject to a review by third parties. The expected level of alignment with and without sovereign bonds is the same.

To comply with the EU Taxonomy, the criteria for **fossil gas** include limitations on emissions and switching to renewable power or low-carbon fuels by the end of 2035. For **nuclear energy**, the criteria include comprehensive safety and waste management rules.

Enabling activities directly enable other activities to make a substantial contribution to an environmental objective.

Transitional activities are activities for which low-carbon alternatives are not yet available and among others have greenhouse gas emission levels corresponding to the best performance.

 are sustainable investments with an environmental objective that **do not take into account the criteria** for environmentally sustainable economic

● **Does the financial product invest in fossil gas and/or nuclear energy related activities that comply with the EU Taxonomy¹⁰²?**

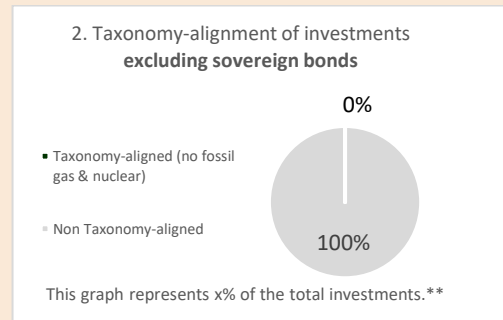
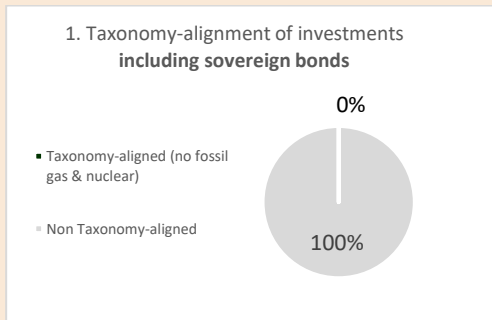
Yes

In fossil gas

In nuclear energy

No

The two graphs below show in green the minimum percentage of investments that are aligned with the EU Taxonomy. As there is no appropriate methodology to determine the Taxonomy-alignment of sovereign bonds, the first graph shows the Taxonomy alignment in relation to all the investments of the financial product including sovereign bonds, while the second graph shows the Taxonomy alignment only in relation to the investments of the financial product other than sovereign bonds.*



* For the purpose of these graphs, 'sovereign bonds' consist of all sovereign exposures

** As the investments are not Taxonomy-aligned, the exclusion of sovereign bonds has no impact on the graph and therefore no such percentage is shown here.

● **What is the minimum share of investments in transitional and enabling activities?**

0%.



What is the minimum share of sustainable investments with an environmental objective that are not aligned with the EU Taxonomy?

Green bonds may invest (part of) their use of proceeds in economic activities that do not qualify as environmentally sustainable under the EU Taxonomy. In addition, the Sub-fund intends to make sustainable investments measured as positive scores via Robeco's SDG Framework. Among those could be investments with environmental objectives that do not qualify as Taxonomy-aligned. The Sub-fund commits to a minimum share of sustainable investments of 2.5% with an environmental objective because the Sub-fund's investment strategy does have a specific environmental investment objective. The environmental objectives of the Sub-fund are attained by investing in issuers that score positively on

¹⁰² Fossil gas and/or nuclear related activities will only comply with the EU Taxonomy where they contribute to limiting climate change ("climate change mitigation") and do not significantly harm any EU Taxonomy objective - see explanatory note in the left hand margin. The full criteria for fossil gas and nuclear energy economic activities that comply with the EU Taxonomy are laid down in Commission Delegated Regulation (EU) 2022/1214.

activities under the EU Taxonomy.

SDG 12 (Responsible consumption and production), SDG 13 (Climate action), SDG 14 (Life below water), and SDG 15 (Life on land) in Robeco's SDG Framework.

While the sum of sustainable investments with an environmental objective and socially sustainable investments always adds up to the Sub-fund's minimum proportion of 30% sustainable investments, we do not commit to a minimum share of sustainable investments with an environmental objective because the Sub-fund's investment strategy does not have a specific environmental investment objective. Therefore, the minimum share of sustainable investments with an environmental objective is 0%.



What is the minimum share of socially sustainable investments?

Social, sustainability or sustainability-linked bonds may invest (part of) their use of proceeds in economic activities that contribute to a social objective.

In addition, the Sub-fund intends to make sustainable investments, measured as positive scores via Robeco's SDG Framework.

We commit to a minimum share of sustainable investments of 20% with a social objective because the Sub-fund's investment strategy does have a specific social investment objective.

The social objectives of the Sub-fund are attained by investing in issuers that score positively on SDG 1 (No poverty), SDG 2 (Zero hunger), SDG 3 (Good health and well-being), SDG 4 (Quality education), SDG 5 (Gender equality), SDG 6 (Clear water and sanitation), SDG 7 (Affordable and clean energy), SDG 8 (Decent work and economic growth), SDG 9 (Industry, innovation and infrastructure), SDG 10 (Reduced inequalities), SDG 11 (Sustainable cities and communities), SDG 16 (Peace, justice and strong institutions) and SDG 17 (Partnerships for the goals), in Robeco's SDG Framework.

The sum of socially sustainable investments and sustainable investments with an environmental objective always adds up to the Sub-fund's minimum proportion of sustainable investments.



What investments are included under "#2 Other", what is their purpose and are there any minimum environmental or social safeguards?

The type of instruments included under "#2 Other" and their purpose are outlined in Annex I of this Prospectus under the header 'Financial instruments and investment restrictions'. They include cash, cash equivalents, as well as investment funds and eligible asset classes (other than bonds and equities) that do not specifically promote E/S characteristics. As indicated above, the Sub-fund does not make use of derivatives to attain the environmental or social characteristics promoted. The Sub-fund may make use of derivatives, which thus always fall under the category "#2 Other", for hedging, liquidity management and efficient portfolio management as well as investment purposes. Exchange traded and over-the-counter derivatives are permitted, including but not limited to futures, swaps, options and currency forwards. In case the Sub-fund uses derivatives, the underlying shall comply with the investment policy. Where relevant, minimum environmental or social safeguards are taken into account, by, for example, applying Robeco's Exclusion Policy for any single security derivative.



Is a specific index designated as a reference benchmark to determine whether this financial product is aligned with the environmental and/or social characteristics that it promotes?

Not applicable.

Reference benchmarks are indexes to measure whether the financial product attains the environmental or

social characteristics
that they promote.



Where can I find more product specific information online?

More product-specific information can be found on the website:

<https://www.robeco.com/en-int/products/funds>

- Robeco's PAI Statement can be accessed via the following link:
<https://www.robeco.com/files/docm/docu-principal-adverse-impact-statement-summary-entity-level.pdf>
- Robeco's Good Governance test can be accessed via the following link:
<https://www.robeco.com/files/docm/docu-robeco-good-governance-policy.pdf>
- Robeco's SDG framework:
<https://www.robeco.com/docm/docu-robeco-explanation-sdg-framework.pdf>
- Robeco's sustainability risk policy:
<https://www.robeco.com/files/docm/docu-robeco-sustainability-risk-policy.pdf>

j) Robeco Climate Euro Credits

Pre-contractual disclosure for the financial products referred to in Article 9, paragraphs 1 to 4a, of Regulation (EU) 2019/2088 and Article 5, first paragraph, of Regulation (EU) 2020/852

Product name: Robeco Climate Euro Credits

Legal entity identifier: #N/A

Sustainable investment objective

Does this financial product have a sustainable investment objective?



Yes



No

It will make a minimum of **sustainable investments with an environmental objective : 50%**

- in economic activities that qualify as environmentally sustainable under the EU Taxonomy
- in economic activities that do not qualify as environmentally sustainable under the EU Taxonomy

It will make a minimum of **sustainable investments with a social objective: ___%**

It **promotes Environmental/Social (E/S) characteristics** and while it does not have as its objective a sustainable investment, it will have a minimum proportion of ___% of sustainable investments

- with an environmental objective in economic activities that qualify as environmentally sustainable under the EU Taxonomy
- with an environmental objective in economic activities that do not qualify as environmentally sustainable under the EU Taxonomy
- with a social objective

It promotes E/S characteristics, but **will not make any sustainable investments**

Sustainable investment means an investment in an economic activity that contributes to an environmental or social objective, provided that the investment does not significantly harm any environmental or social objective and that the investee companies follow good governance practices.

The **EU Taxonomy** is a classification system laid down in Regulation (EU) 2020/852, establishing a list of **environmentally sustainable economic activities**. That Regulation does not include a list of socially sustainable economic activities. Sustainable investments with an environmental objective might be aligned with the Taxonomy or not.



What is the sustainable investment objective of this financial product?

Sustainability indicators measure how the sustainable objectives of this financial product are attained.

The sustainable investments of the Sub-fund contribute to the sustainable investment objective of keeping the maximum global temperature rise well-below 2°C by reducing the carbon footprint of its portfolio. The Sub-fund also promotes investment in green, social, sustainability and/or sustainability-linked bonds used to finance environmental and social projects.

The sustainable investments contribute partly to the environmental objective of Climate Mitigation under the Taxonomy regulation.

● ***What sustainability indicators are used to measure the attainment of the sustainable investment objective of this financial product?***

The Sub-fund has the following sustainability indicators:

1. The Sub-fund's weighted carbon footprint compared to the Paris Aligned Benchmark.
2. The % of the Sub-fund invested in green, social, sustainability and/or sustainability-linked bonds.
3. The % of investments in securities that are on Robeco's Exclusion list as result of the application of Robeco's Exclusion Policy.
4. The number of companies that are in violation of the UNGPs or OECD Guidelines for Multinational Enterprises.

● ***How do sustainable investments not cause significant harm to any environmental or social sustainable investment objective?***

The sustainable investments do no significant harm to any environmental or social sustainable investment objective by considering a principal adverse impact and aligning with the OECD Guidelines for Multinational Enterprises and the UN Guiding Principles on Business and Human Rights. In addition, sustainable investments made through the Paris-Aligned Benchmark follow eligibility requirements as per Article 12 of the EU regulation EU Paris-aligned Benchmarks and sustainability-related disclosures for benchmarks and follows Robeco's Exclusion Policy. In accordance with Robeco's SDG framework, any off benchmark investments are only considered by the Sub-fund when they have a positive contribution to the UN SDGs and therefore not cause significant harm to any environmental or social sustainable investment objective.

How have the indicators for adverse impacts on sustainability factors been taken into account?

All sustainable investments are constituents of Solactive Euro Corporate IG PAB Index or follow the benchmark methodology. The benchmark methodology directly assesses the following PAI indicators:

- Table 1, PAI 2 (Carbon Footprint)
- Table 1, PAI 4 (Exposure to companies in the fossil fuel sector)
- Table 1, PAI 10 (Violations of the UN Global Compact principles and Organisation for Economic Cooperation and Development (OECD) Guidelines for Multinational Enterprises)
- Table 1, PAI 14 (Exposure to controversial weapons)

Post-investment, the Sub-fund assesses the performance on all mandatory PAI indicators on a regular basis. A detailed description of the incorporation of principal adverse impacts is available via Robeco's Principal Adverse Impact Statement published on the Robeco website (<https://www.robeco.com/files/docm/docu-principal-adverse-impact-statement-summary-entity-level.pdf>).

How are the sustainable investments aligned with the OECD Guidelines for Multinational Enterprises and the UN Guiding Principles on Business and Human Rights?

The sustainable investments are aligned with the OECD Guidelines for Multinational Enterprises and the UN Guiding Principles on Business and Human Rights via both Robeco's Exclusion Policy as well as the methodology of the benchmark provider.



Does this financial product consider principal adverse impacts on sustainability factors?

Yes, _____

Yes, the Sub-fund considers principal adverse impacts on sustainability factors as referred to in Annex 1 of the SFDR Delegated Act.

Pre-investment, the following principal adverse impacts on sustainability factors are considered via the applied normative and activity-based exclusions:

- Exposure to companies active in the fossil fuel sector (PAI 4, Table 1)
- Violations of the UN Global Compact Principles and Organisation for Economic Cooperation and Development (OECD) Guidelines for Multinational Enterprises (PAI 10, Table 1)
- Activities negatively affecting biodiversity-sensitive areas (PAI 7, Table 1). The consideration of this PAI is currently restricted to applying exclusions to palm oil producing companies and for any breaches to the UNGC, UNGP and OECD Guidelines for Multinational Enterprises in relation to biodiversity.
- Exposure to controversial weapons (anti-personnel mines, cluster munitions, chemical weapons (PAI 14, Table 1)

Via the carbon footprint performance target of the Sub-fund, the PAI on Carbon footprint (PAI 2, Table 1) is considered via the Paris-Aligned Benchmark.

Post-investment, the following principal adverse impacts on sustainability factors are taken into account via Robeco's entity engagement program:

- All indicators related to Climate and other environment-related indicators (PAI 1-9, Table 1)
- Violations of the UN Global Compact Principles and Organisation for Economic Cooperation and Development (OECD) Guidelines for Multinational Enterprises (PAI 10, Table 1)
- Activities negatively affecting biodiversity sensitive areas (PAI 7, Table 1). The consideration of this PAI is currently restricted to applying exclusions to palm oil producing companies and for any breaches to the UNGC, UNGP and OECD Guidelines for Multinational Enterprises in relation to biodiversity.
- In addition, based on a yearly review of Robeco's performance on all mandatory and selected voluntary indicators, holdings of the Sub-fund that cause adverse impact might be selected for engagement.

More information is available via Robeco's Principal Adverse Impact Statement, published on Robeco's website. The Sub-fund will periodically report how it has considered the principal adverse impacts of its investments in the Company's annual report, which will be made available each year on or before 30 April at the Sub-fund page highlighted in final section of this document.

No



What investment strategy does this financial product follow?

Robeco Climate Euro Credits is an actively managed fund that invests mainly in Euro denominated nongovernment bonds. The selection of these bonds is based on fundamental analysis as described in

The investment strategy guides investment decisions based on factors such as investment objectives and risk tolerance.

the Investment policy strategy paragraph in Appendix I of this Prospectus. The strategy integrates sustainability indicators on a continuous basis as part of the bond selection process. Amongst others, the Sub-fund applies norms-based and activity-based exclusions, Robeco's good governance policy, Robeco's SDG framework and considers Principal Adverse Impacts in the investment process. More product-specific information can be found on our website and the links provided in the final question of this disclosure.

● ***What are the binding elements of the investment strategy used to select the investments to attain the sustainable investment objective?***

The Sub-fund has the following binding elements:

1. The Sub-fund's weighted carbon footprint is better than the Paris Aligned Benchmark.
2. The Sub-fund invests a minimum of 5% in green, social, sustainability, and/or sustainability-linked bonds
3. The Sub-fund does not invest in activities that are excluded on the basis of Article 12 of the EU regulation Climate Transition Benchmarks, EU Paris-aligned Benchmarks and sustainability-related disclosures for benchmarks as applicable. In addition, the Sub-fund's portfolio complies with Robeco's Exclusion Policy (<https://www.robeco.com/files/docm/docu-exclusion-policy.pdf>), that is based on exclusion criteria with regards to products and business practices that Robeco believes are detrimental to society and incompatible with sustainable investment strategies. This means that the Sub-fund has 0% exposure to excluded securities, taking into account a grace period. Information with regards to the effects of the exclusions on the Sub-fund's universe can be found at <https://www.robeco.com/files/docm/docu-exclusion-list.pdf>.
4. The Sub-fund avoids investment in companies that are in breach of the ILO standards, UNGPs, UNGC or OECD Guidelines for Multinational Enterprises. Companies that breach the international norms will be excluded from the investment universe.

● ***What is the policy to assess good governance practices of the investee companies?***

Robeco has a Good Governance policy to assess governance practices of companies. The policy describes how Robeco determines if and when a company does not follow good governance practices and is therefore excluded from the initial investment universe for Article 8 and 9 products. Robeco's Good Governance policy applies to the Sub-fund and tests on a set of governance criteria that reflect widely recognized industry established norms and include topics as employee relations, management structure, tax compliance and remuneration.

The Good Governance test consists of criteria on such topics that are examined for investee companies and further explained in Robeco's Good Governance policy <https://www.robeco.com/files/docm/docu-robeco-good-governance-policy.pdf>. Additionally, the companies that do not pass the good governance test are reflected in the exclusion list that can be accessed here - <https://www.robeco.com/files/docm/docu-exclusion-list.pdf>.

● ***What is the asset allocation and the minimum share of sustainable investments?***

The Sub-fund plans to make a minimum of 90% sustainable investments, with a minimum portion of 50% sustainable investments with an environmental objective, measured by the issuers that are part of the Paris-Aligned Benchmark or follow methodology of Paris-Aligned Benchmarks and commitment to invest in Green Bonds. The investments in the category non-sustainable, estimated between 0-10%, are in cash and cash equivalents. The planned asset allocation is monitored continuously, and evaluated on a yearly basis.

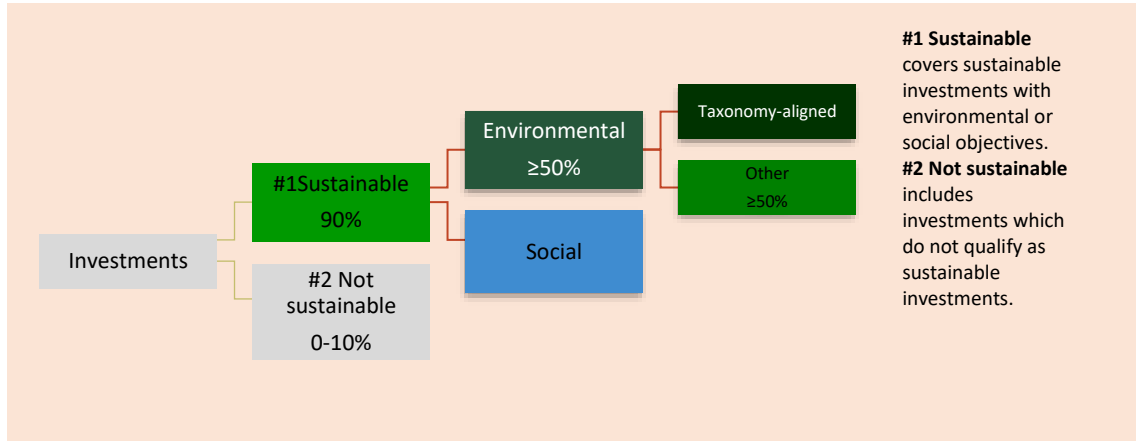
Good governance practices include sound management structures, employee relations, remuneration of staff and tax compliance.



Asset allocation describes the share of investments in specific assets.

Taxonomy-aligned activities are expressed as a share of:

- **turnover** reflecting the share of revenue from green activities of investee companies
- **capital expenditure** (CapEx) showing the green investments made by investee companies, e.g. for a transition to a green economy.
- **operational expenditure** (OpEx) reflecting green operational activities of investee companies.



#1 Sustainable covers sustainable investments with environmental or social objectives. **#2 Not sustainable** includes investments which do not qualify as sustainable investments.

● **How does the use of derivatives attain the sustainable investment objective?**

The Sub-fund does not make use of derivatives to attain the sustainable objective promoted by the financial product. The Sub-fund may make use of derivatives for hedging as well as liquidity management. This includes the usage of derivatives to manage currency and duration exposures in a cost-effective manner. To that purpose exchange traded and over-the-counter derivatives linked to sovereign bonds (treasuries), interest rates, swap rates and currencies are permitted. Derivatives linked to corporate exposure are not allowed.

In case the Sub-fund uses derivatives, the underlying shall comply with the investment policy. Where relevant, minimum environmental or social safeguards are taken into account.



To what minimum extent are sustainable investments with an environmental objective aligned with the EU Taxonomy?

The Sub-fund intends to contribute to the climate change mitigation objective under the EU Taxonomy. The Sub-fund commits to a minimum share of 0% of Taxonomy-aligned activities. The Sub-fund intends to increase the minimum share of Taxonomy aligned activities for the Sub-fund once data availability in relation to the EU Taxonomy improves and stabilises.

The Sub-fund will report on Taxonomy-aligned investment in the periodic disclosures. In the future, once data-availability in relation to the EU Taxonomy will improve, Robeco might consider setting a target based on turnover or CAPEX. Robeco currently relies on third-party data in relation to the EU Taxonomy, including data in relation to companies that do not disclose on the EU Taxonomy alignment of their activities. EU Taxonomy-alignment data is not yet subject to a review by third parties. Given the current commitment, the expected level of alignment with and without sovereign bonds is the same.

To comply with the EU Taxonomy, the criteria for **fossil gas** include limitations on emissions and switching to fully renewable power

● **Does the financial product invest in fossil gas and/or nuclear energy related activities that comply with the EU Taxonomy¹⁰³?**

Yes:

In fossil gas In nuclear energy

No

¹⁰³ Fossil gas and/or nuclear related activities will only comply with the EU Taxonomy where they contribute to limiting climate change ("climate change mitigation") and do not significantly harm any EU Taxonomy objective - see explanatory note in the left hand margin. The full criteria for fossil gas and nuclear energy economic activities that comply with the EU Taxonomy are laid down in Commission Delegated Regulation (EU) 2022/1214.


or low-carbon fuels by the end of 2035. For nuclear energy, the criteria include comprehensive safety and waste management rules.

Enabling activities directly enable other activities to make a substantial contribution to an environmental objective.

Transitional activities are activities for which low-carbon alternatives are not yet available and among others have greenhouse gas emission levels corresponding to the best performance.

are sustainable investments with an environmental objective that **do not take into account the criteria** for environmentally sustainable economic activities

The two graphs below show in green the minimum percentage of investments that are aligned with the EU Taxonomy. As there is no appropriate methodology to determine the Taxonomy-alignment of sovereign bonds*, the first graph shows the Taxonomy alignment in relation to all the investments of the financial product including sovereign bonds, while the second graph shows the Taxonomy alignment only in relation to the investments of the financial product other than sovereign bonds.



*** For the purpose of these graphs, 'sovereign bonds' consist of all sovereign exposures**
**** As the investments are not Taxonomy-aligned, the exclusion of sovereign bonds has no impact on the graph and therefore no such percentage is shown here.**

● **What is the minimum share of investments in transitional and enabling activities?**

0%.



What is the minimum share of sustainable investments with an environmental objective that are not aligned with the EU Taxonomy?

The Sub-fund makes sustainable investments with environmental objectives that do not qualify as Taxonomy-aligned. The Sub-fund commit to a minimum share of sustainable investments of 50% with an environmental objective because the Sub-fund's investment strategy does have a specific environmental investment objective. The environmental objectives of the Sub-fund are attained by investing in companies in line with a low carbon scenario as stipulated by the Paris Aligned methodology. Some of these companies with a low carbon footprint may not be exposed to activities that are eligible under the EU Taxonomy.

Green bonds may invest (part of) their use of proceeds in economic activities that do not qualify as environmentally sustainable under the EU Taxonomy. In addition, the Sub-fund may make sustainable investments off-benchmark, measured as positive scores via Robeco's SDG Framework which are companies that score positively on SDG 12 (Responsible consumption and production), SDG 13 (Climate action), SDG 14 (Life below water), and SDG 15 (Life on land) in Robeco's SDG Framework. The sum of sustainable investments with an environmental objective and socially sustainable investments will always add up to the Sub-fund's minimum proportion of 90% sustainable investments.



What is the minimum share of sustainable investments with a social objective?

Social, sustainability or sustainability-linked bonds may invest (part of) their use of proceeds in economic activities that contribute to a social objective. In addition, it could be possible that some companies contribute to social objectives either by being a part of the Paris-Aligned Benchmark or having a positive score via Robeco's SDG Framework.

While the sum of socially sustainable investments and sustainable investments with an environmental objective always adds up to the Sub-fund's minimum proportion of 90% sustainable investments, we

under the EU Taxonomy.

do not commit to a minimum share of socially sustainable investments because the Sub-fund's investment strategy does not have a specific socially sustainable investment objective. Therefore, the minimum share of socially sustainable investments is 0%.



What investments are included under "#2 Not sustainable", what is their purpose and are there any minimum environmental or social safeguards?

The type of instruments included under "#2 Not Sustainable" and their purpose are outlined in Annex I of this Prospectus under the header 'Financial instruments and investment restrictions'. They include cash, cash equivalents, as well as investment funds and eligible asset classes (other than bonds and equities) that do not specifically promote E/S characteristics. As indicated above, the Sub-fund does not make use of derivatives to attain its sustainable objective. The Sub-fund may make use of derivatives for hedging and liquidity management. This includes the usage of derivatives to manage the duration around the benchmark duration and currency exposures in a cost-effective manner. For the management of currency exposure FX Forwards are allowed. Furthermore exchange traded and over-the-counter derivatives linked to sovereign bonds (treasuries), interest rates, swap rates and currencies are permitted. In case the Sub-fund uses derivatives, the underlying shall comply with the investment policy and the exposure through the use of derivatives must fit the investment universe of the Sub-fund. Where relevant, minimum environmental or social safeguards are taken into account by monitoring and applying Robeco's Exclusion Policy for the use of derivatives linked to sovereigns. Additionally, derivatives linked to corporate exposure are not allowed.



Reference benchmarks are indexes to measure whether the financial product attains the sustainable investment objective.

Is a specific index designated as a reference benchmark to meet the sustainable investment objective?

Yes, the Sub-fund follows the Solactive Euro Corporate IG PAB Index as a reference index to meet the carbon footprint reduction objective of the Sub-fund and thereby keeping the maximum global temperature rise well-below 2°C.

● **How does the reference benchmark take into account sustainability factors in a way that is continuously aligned with the sustainable investment objective?**

The reference index is aligned with the carbon reduction objective of the Sub-fund by applying a methodology with clearly defined rules for evaluating securities on their carbon footprint.

The methodology of the reference index is designed in accordance with the requirements of point (d) of Article 13 (1) of the Benchmark Regulation and of the Commission Delegated Regulation (EU) 2020/1817. This means that amongst others, the reference index complies with those criteria set out in Article 12 of the EU Climate Transition Benchmarks, EU Paris-aligned Benchmarks and sustainability-related disclosures for benchmarks.

The Sub-fund also applies the aforementioned exclusion criteria, and the Sub-fund's weighted carbon footprint score is always equal to or better than the Solactive Euro Corporate IG PAB Index.

● **How is the alignment of the investment strategy with the methodology of the index ensured on a continuous basis?**

The methodology of the reference index follows rebalancing rules on a monthly basis which ensures alignment with the investment strategy and objective of the Sub-fund. The data used is sourced externally from Institutional Shareholder Services Inc.

● **How does the designated index differ from a relevant broad market index?**

The benchmark differs from a broad general market index in that the latter does not take into account in its methodology any criteria for alignment with the Paris Agreement on greenhouse gas emission reduction and related exclusions.

● ***Where can the methodology used for the calculation of the designated index be found?***

The index methodology can be found on the relevant webpages by the index provider:
<https://www.solactive.com/indices/>



Where can I find more product specific information online?

More product-specific information can be found on the website:

<https://www.robeco.com/en-int/products/funds>

- Robeco's PAI Statement can be accessed via the following link:
<https://www.robeco.com/files/docm/docu-principal-adverse-impact-statement-summary-entity-level.pdf>
- Robeco's Good Governance test can be accessed via the following link:
<https://www.robeco.com/files/docm/docu-robeco-good-governance-policy.pdf>
- Robeco's SDG framework:
<https://www.robeco.com/docm/docu-robeco-explanation-sdg-framework.pdf>
- Robeco's sustainability risk policy:
<https://www.robeco.com/files/docm/docu-robeco-sustainability-risk-policy.pdf>

6. ASSET ALLOCATION SUB-FUNDS

a) Robeco Sustainable Dynamic Allocation

Pre-contractual disclosure for the financial products referred to in Article 8, paragraphs 1, 2 and 2a, of Regulation (EU) 2019/2088 and Article 6, first paragraph, of Regulation (EU) 2020/852

Product name: Robeco Sustainable Dynamic Allocation

Legal entity identifier: 213800GWKC7Z8TN6R360

Environmental and/or social characteristics

Does this financial product have a sustainable investment objective?

Yes **No**

| | |
|--|--|
| <p><input type="checkbox"/> It will make a minimum of sustainable investments with an environmental objective: ___%</p> <ul style="list-style-type: none"> <input type="checkbox"/> in economic activities that qualify as environmentally sustainable under the EU Taxonomy <input type="checkbox"/> in economic activities that do not qualify as environmentally sustainable under the EU Taxonomy | <p><input checked="" type="checkbox"/> It promotes Environmental/Social (E/S) characteristics and while it does not have as its objective a sustainable investment, it will have a minimum proportion of 40% of sustainable investments</p> <ul style="list-style-type: none"> <input type="checkbox"/> with an environmental objective in economic activities that qualify as environmentally sustainable under the EU Taxonomy <input checked="" type="checkbox"/> with an environmental objective in economic activities that do not qualify as environmentally sustainable under the EU Taxonomy <input checked="" type="checkbox"/> with a social objective |
| <p><input type="checkbox"/> It will make a minimum of sustainable investments with a social objective: ___%</p> | <p><input type="checkbox"/> It promotes E/S characteristics, but will not make any sustainable investments</p> |

Sustainable investment means an investment in an economic activity that contributes to an environmental or social objective, provided that the investment does not significantly harm any environmental or social objective and that the investee companies follow good governance practices.

The **EU Taxonomy** is a classification system laid down in Regulation (EU) 2020/852, establishing a list of **environmentally sustainable economic activities**. That Regulation does not include a list of socially sustainable economic activities. Sustainable investments with an environmental objective might be aligned with the Taxonomy or not.



What environmental and/or social characteristics are promoted by this financial product?

The Sub-fund has the following E/S characteristics for direct holdings in government bonds:

Sustainability indicators measure how the environmental or social characteristics promoted by the financial product are attained.

1. The Sub-fund promotes certain minimal environmental and social standards and therefore applies exclusion criteria with regards to products and business practices that Robeco believes are detrimental to society and incompatible with sustainable investment strategies, such as exposure to controversial behaviour, controversial weapons, and fossil fuels. Robeco deems investing in government bonds (federal or local) of countries where serious violations of human rights or a collapse of the governance structure take place as unsustainable. In addition, Robeco will follow applicable sanctions of the UN, EU or US to which it is subject and follows any mandatory (investment) restrictions deriving therefrom.
2. The Sub-fund promotes investment in countries with minimum average scores on the Robeco Country Sustainability Ranking. The Robeco Country Sustainability Ranking incorporates around 50 ESG factors such as aging, corruption, social unrest, political risks and environmental risks.
3. The Sub-fund promotes investment in countries with policies and institutional frameworks to prevent and combat corruption.
4. The Sub-fund limits investments in countries that do the most harm to peaceful and inclusive societies for sustainable development.

The Sub-fund has the following E/S characteristics for direct holdings in corporate investments, i.e. equity or bonds:

1. The Sub-fund applies certain exclusion criteria with regards to products and business practices that Robeco believes are detrimental to society and incompatible with sustainable investment strategies, such as exposure to controversial behaviour, controversial weapons, and fossil fuels.
2. The Sub-fund promotes adherence to and conducting business activities in accordance with: the United Nations Universal Declaration of Human Rights, the International Labor Organization's (ILO) labor standards, the United Nations Guiding Principles for Business and Human Rights (UNGPs), the United Nations Global Compact (UNGC) and the OECD Guidelines for Multinational Enterprises.
3. The Sub-fund promotes investment in a portfolio that avoid significant harm to the Sustainable Development Goals (SDGs).

There is no reference benchmark designated for the purpose of attaining the environmental or social characteristics promoted by the Sub-fund.

What sustainability indicators are used to measure the attainment of each of the environmental or social characteristics promoted by this financial product?

The Sub-fund has the following sustainability indicators:

The Sub-fund has the following sustainability indicators to measure the attainment of the E/S characteristics of the direct holdings in government bonds:

1. The % of investments in securities that are on the exclusion list as result of the application of Robeco's Exclusion Policy.
2. The average ESG score on Robeco's Country Sustainable Ranking.
3. The % of investments excluded based on the WGI Control of Corruption ranking.
4. The proportion of countries that hold a high negative score (-3) on SDG 16, based on the internally developed Country SDG Framework.

The Sub-fund has the following sustainability indicators to measure the attainment of the E/S characteristics of the direct holdings in corporate investments, i.e. equity or bonds:

1. The % of investments in securities that are on the exclusion list as result of the application of Robeco's Exclusion Policy.
2. The number of holdings that are in violation of the ILO standards, UNGPs, UNGC or OECD Guidelines for Multinational Enterprises.
3. The proportion of companies that hold a high or medium negative SDG score (-3 or -2) based on the internally developed SDG Framework.

● ***What are the objectives of the sustainable investments that the financial product partially intends to make and how does the sustainable investment contribute to such objectives?***

The sustainable investments aim to contribute to the UN Sustainable Development Goals ("SDGs"), that have both social and environmental objectives. These are 17 goals that are globally recognised and include environmental goals such as climate action, clean water, life on land and water and social goals such as zero hunger, gender equality, education, etc. Robeco has developed a proprietary framework based on the UN SDGs through which an issuer's contribution to such SDGs is determined through a 3-step process. This process starts with a sector baseline on which a company's products are analysed to examine contribution to the society and environment. Further, the operational processes involved in creating such products is checked along with any controversies/litigation claims and remediation actions taken which are perused before a final SDG score is determined. The final score ranges between high negative (-3) to high positive (+3) and only those issuers which achieve positive SDG scores (+1,+2 and +3) are regarded as Sustainable Investments.

● ***How do the sustainable investments that the financial product partially intends to make, not cause significant harm to any environmental or social sustainable investment objective?***

The sustainable investments do no significant harm to any environmental or social sustainable investment objective by considering principal adverse impacts and aligning with the OECD Guidelines for Multinational Enterprises and the UN Guiding Principles on Business and Human Rights. In addition, sustainable investments score positively on Robeco's SDG Framework, and therefore do not cause significant harm.

How have the indicators for adverse impacts on sustainability factors been taken into account?

Mandatory principal adverse impact indicators are considered through Robeco's SDG Framework, either directly or indirectly, when identifying sustainable investments for the Sub-fund. In addition, voluntary environmental and social indicators are taken into account, depending on their relevance for measuring impacts on the SDGs and the availability of data. A detailed description of the incorporation of principal adverse impacts is available via Robeco's Principal Adverse Impact Statement published on the Robeco website (<https://www.robeco.com/files/docm/docu-robeco-principal-adverse-impact-statement-summary-entity-level.pdf>). In this statement, Robeco sets out its approach to identifying and prioritizing principal adverse impacts, and how principal adverse impacts are considered as part of Robeco's investment due diligence process and procedures relating to research and analysis, exclusions and restrictions and/or voting and engagement. This description also explains how principal adverse impact indicators are considered by the SDG Framework.

How are the sustainable investments aligned with the OECD Guidelines for Multinational Enterprises and the UN Guiding Principles on Business and Human Rights? Details:

The sustainable investments are aligned with the OECD Guidelines for Multinational Enterprises and the UN Guiding Principles on Business and Human Rights via both Robeco's Exclusion Policy and Robeco's SDG Framework.

Robeco's Exclusion Policy includes an explanation of how Robeco acts in accordance with the International Labor Organization (ILO) standards, United Nations Guiding Principles (UNGPs), United Nations Global Compact (UNGC) Principles and the Organization for Economic Co-operation and Development (OECD) Guidelines for Multinational Enterprises and is guided by these international treaties to assess the behaviour of companies. Robeco continuously screens its investments for breaches of these principles. In case of a breach, the company will be excluded or engaged with, and is not considered a sustainable investment.

Robeco's SDG Framework screens for breaches on these principles in the final step of the framework. In this step, Robeco checks whether the company concerned has been involved in any controversies. Involvement in any controversy will result in a negative SDG score for the company, meaning it is not a sustainable investment.

The EU Taxonomy sets out a "do not significant harm" principle by which Taxonomy-aligned investments should not significantly harm EU Taxonomy objectives and is accompanied by specific EU criteria.

The "do no significant harm" principle applies only to those investments underlying the financial product that take into account the EU criteria for environmentally sustainable economic activities. The investments underlying the remaining portion of this financial product do not take into account the EU criteria for environmentally sustainable economic activities.

Any other sustainable investments must also not significantly harm any environmental or social objectives.



Does this financial product consider principal adverse impacts on sustainability factors?

Yes, _____

The Sub-fund considers principal adverse impacts on sustainability factors as referred to in Annex I of the SFDR Delegated Regulation for the direct line investments.

Pre-investment, the following principal adverse impacts on sustainability factors are considered:

- o Via the applied normative and activity-based exclusions, the following PAIs are considered:
 - Exposure to companies active in the fossil fuel sector (PAI 4, Table 1)
 - Violations of the UN Global Compact Principles and Organisation for Economic Cooperation and Development (OECD) Guidelines for Multinational Enterprises (PAI 10, Table 1)
 - Activities negatively affecting biodiversity-sensitive areas (PAI 7, Table 1). The consideration of this PAI is currently restricted to applying exclusions to palm oil producing companies and for any breaches to the UNGC, UNGP and OECD Guidelines for Multinational Enterprises in relation to biodiversity.
 - Exposure to controversial weapons (anti-personnel mines, cluster munitions, chemical weapons (PAI 14, Table 1)

Post-investment, the following principal adverse impacts on sustainability factors are taken into account:

- o Via the application of the voting policy, the following PAIs are considered:
 - All indicators related to GHG emissions (PAI 1-6, Table 1)
 - Indicators related to social and employee matters (PAI 10-13, Table 1; PAI 5-8, Table 3)
- o Via Robeco's entity engagement program, the following PAIs are considered:
 - All indicators related to Climate and other environment-related indicators (PAI 1-13, Table 1)
 - Violations of the UN Global Compact Principles and Organisation for Economic Cooperation and Development (OECD) Guidelines for Multinational Enterprises (PAI 10, Table 1). On an ongoing basis, the investment universe is scanned for controversial behaviour in relation to the aforementioned principles and guidelines.
 - In addition, based on a yearly review of Robeco's performance on all mandatory and selected voluntary indicators, holdings of the Sub-fund that cause adverse impact might be selected for engagement.

Principal adverse impacts are the most significant negative impacts of investment decisions on sustainability factors relating to environmental, social and employee matters, respect for human rights, anti-corruption and anti-bribery matters.

More information is available via Robeco's Principal Adverse Impact Statement, published on Robeco's website. The Sub-fund will periodically report how it has considered the principal adverse impacts of its investments in the Company's annual report, which will be made available each year on or before 30 April at the Sub-fund page highlighted in final section of this document.

No



What investment strategy does this financial product follow?

Robeco Sustainable Dynamic Allocation is an actively managed global multi asset fund. The Sub-fund's objective is to achieve a better return than the index. The Sub-fund has a relatively high risk profile and uses asset allocation strategies mainly investing directly in equities and taking exposure to other asset classes such as, but not exclusively, bonds, deposits and money market instruments. The strategy integrates sustainability indicators on a continuous basis as part of the direct line investments or underlying fund due diligence process. Amongst others, the Sub-fund applies norms-based and activity-based exclusions, Robeco's good governance policy, Robeco's SDG framework and considers Principal Adverse Impacts in the investment process, and considers those elements in the due diligence of external funds. More product-specific information can be found on our website and the links provided in the final question of this disclosure.

What are the binding elements of the investment strategy used to select the investments to attain each of the environmental or social characteristics promoted by this financial product?

The Sub-fund has the following binding elements for direct holdings in government bonds:

1. The Sub-fund's portfolio complies with Robeco's Exclusion Policy (<https://www.robeco.com/files/docm/docu-exclusion-policy.pdf>), based on certain exclusion criteria that Robeco believes are detrimental to society and incompatible with sustainable investment strategies. This means that the Sub-fund has 0% exposure to excluded securities, taking into account a grace period. Information with regards to the impact of the exclusions on the Sub-fund's universe can be found at <https://www.robeco.com/files/docm/docu-exclusion-list.pdf>.
2. The Sub-fund's investments have a minimum average ESG score of 6 on the Country Sustainability Ranking.
3. The Sub-fund excludes sovereign bonds issued by the bottom 15% of the WGI Control of Corruption ranking.
4. The Sub-fund excludes all countries which have a high negative score (-3) on SDG 16.

The Sub-fund has the following binding elements for direct holdings in corporate investments, i.e. equity or bonds:

1. The Sub-fund's portfolio complies with Robeco's Exclusion Policy (<https://www.robeco.com/files/docm/docu-exclusion-policy.pdf>) that is based on certain exclusion criteria with regards to products (including controversial weapons, tobacco, palm oil, and fossil fuel) and business practices that Robeco believes are detrimental to society and incompatible with sustainable investment strategies. This means that the Sub-fund has 0% exposure to excluded securities, taking into account a grace period. Information with regards to the impact of the exclusions on the Sub-fund's universe can be found at <https://www.robeco.com/files/docm/docu-exclusion-list.pdf>.
2. The Sub-fund avoids investment in companies that are in breach of the ILO standards, UNGPs, UNGC or OECD Guidelines for Multinational Enterprises. Companies that breach the international norms will be excluded from the investment universe.
3. For corporate bond and equity investments, the Sub-fund excludes all high or medium negative SDG scores (-3 or -2).

The investment strategy guides investment decisions based on factors such as investment objectives and risk tolerance.

● **What is the committed minimum rate to reduce the scope of the investments considered prior to the application of that investment strategy?**

The Sub-fund does not commit to a minimum rate to reduce the scope of investments prior to the application of the investment strategy.

● **What is the policy to assess good governance practices of the investee companies?**

Robeco has a Good Governance policy to assess governance practices of companies. The policy describes how Robeco determines if and when a company does not follow good governance practices and is therefore excluded from the initial investment universe for Article 8 and 9 products. Robeco's Good Governance policy applies to the Sub-fund and tests on a set of governance criteria that reflect widely recognized industry established norms and include topics as employee relations, management structure, tax compliance and remuneration.

The Good Governance test consists of criteria on such topics that are examined for investee companies and further explained in Robeco's Good Governance policy <https://www.robeco.com/files/docm/docu-robeco-good-governance-policy.pdf>. Additionally, the companies that do not pass the good governance test are reflected in the exclusion list that can be accessed here - <https://www.robeco.com/files/docm/docu-exclusion-list.pdf>.

Good governance practices include sound management structures, employee relations, remuneration of staff and tax compliance.



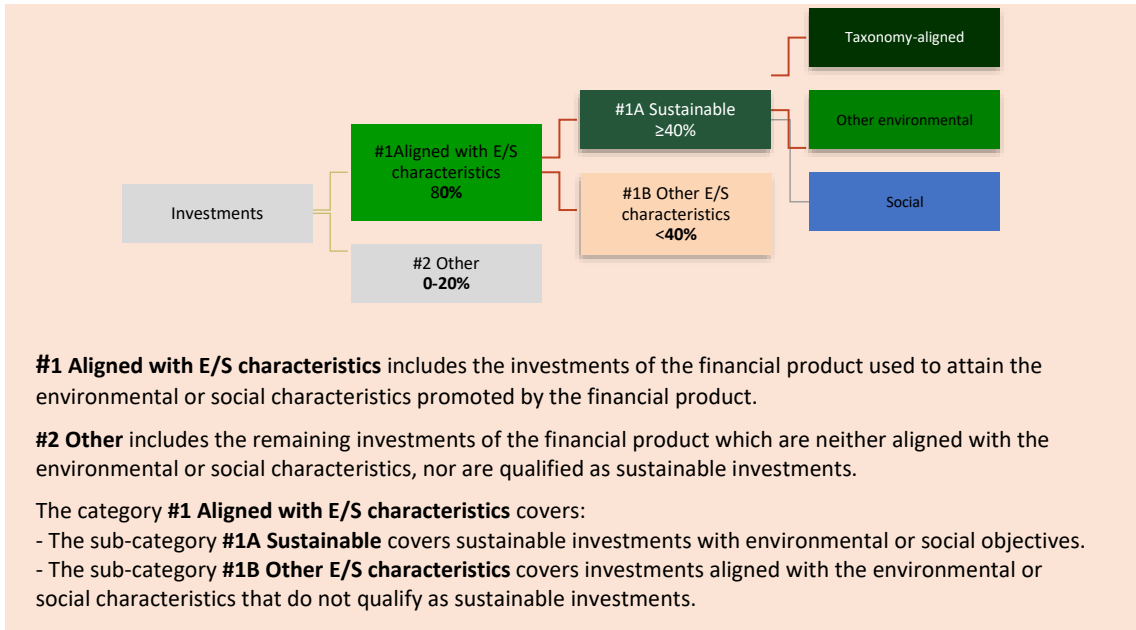
What is the asset allocation planned for this financial product?

At least 80% of the investments are aligned with the E/S characteristics of the Sub-fund. The Sub-fund plans to make a minimum of 40% sustainable investments, measured by positive scores via Robeco's SDG Framework. The investments in the category Other, estimated between 0-20%, are mostly in cash, cash equivalents and derivatives as further described below. The planned asset allocation is monitored continuously, and evaluated on a yearly basis.

Asset allocation describes the share of investments in specific assets.

Taxonomy-aligned activities are expressed as a share of:

- **turnover** reflecting the share of revenue from green activities of investee companies
- **capital expenditure** (CapEx) showing the green investments made by investee companies, e.g. for a transition to a green economy.
- **operational expenditure** (OpEx) reflecting green



operational activities of investee companies.

● **How does the use of derivatives attain the environmental or social characteristics promoted by the financial product?**

The Sub-fund does not make use of derivatives to attain the environmental or social characteristics promoted by the financial product. The Sub-fund may make use of derivatives for hedging, liquidity management and efficient portfolio management as well as investment purposes. Exchange traded and over-the-counter derivatives are permitted, including but not limited to futures, swaps, options and currency forwards. Whilst the Sub-fund may use derivatives both for investment purposes as well as for hedging and efficient portfolio management, it does not utilize derivatives for such purposes outside the intended share of investments allocated to the 'Other' category.

In case the Sub-fund uses derivatives, the underlying shall comply with the investment policy. Where relevant, minimum environmental or social safeguards are taken into account as described below.



● **To what minimum extent are sustainable investments with an environmental objective aligned with the EU Taxonomy?**

0%. The Sub-fund does not intend to make Taxonomy-aligned investments. It cannot be excluded that among the Sub-fund's holdings certain investments are Taxonomy aligned. The Sub-fund will report on Taxonomy-aligned investment in the periodic disclosures. In the future, once data-availability in relation to the EU Taxonomy will improve, Robeco might consider setting a target based on turnover or CAPEX. Robeco currently relies on third-party data, including data in relation to companies that do not disclose on the EU Taxonomy alignment of their activities. EU Taxonomy-alignment data is not yet subject to a review by third parties. The Sub-fund only makes investments in equity and therefore it does not have sovereign exposures. The expected level of alignment with and without sovereign bonds is the same.

● **Does the financial product invest in fossil gas and/or nuclear energy related activities that comply with the EU Taxonomy?¹⁰⁴**

Yes

In fossil gas In nuclear energy


To comply with the EU Taxonomy, the criteria for **fossil gas** include limitations on emissions and switching to renewable power or low-carbon fuels by the end of 2035. For **nuclear energy**, the criteria include comprehensive safety and waste management rules.

Enabling activities directly enable other activities to make a substantial contribution to an environmental objective.

Transitional activities are activities for which low-carbon

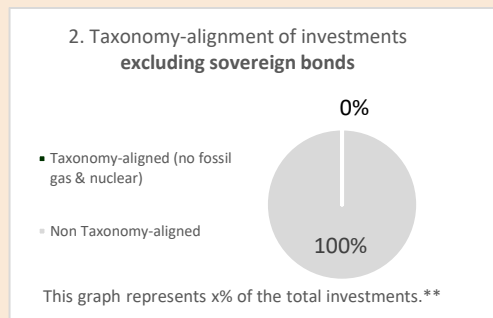
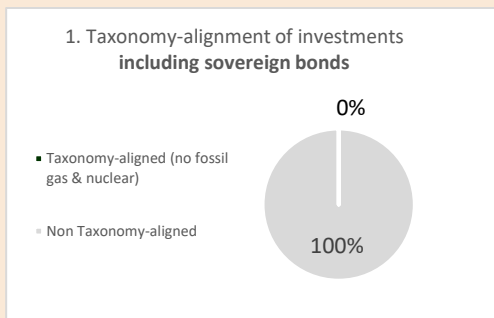
¹⁰⁴ Fossil gas and/or nuclear related activities will only comply with the EU Taxonomy where they contribute to limiting climate change ("climate change mitigation") and do not significantly harm any EU Taxonomy objective - see explanatory note in the left hand margin. The full criteria for fossil gas and nuclear energy economic activities that comply with the EU Taxonomy are laid down in Commission Delegated Regulation (EU) 2022/1214.

alternatives are not yet available and among others have greenhouse gas emission levels corresponding to the best performance.

 are sustainable investments with an environmental objective that **do not take into account the criteria** for environmentally sustainable economic activities under the EU Taxonomy.

 No

The two graphs below show in green the minimum percentage of investments that are aligned with the EU Taxonomy. As there is no appropriate methodology to determine the Taxonomy-alignment of sovereign bonds*, the first graph shows the Taxonomy alignment in relation to all the investments of the financial product including sovereign bonds, while the second graph shows the Taxonomy alignment only in relation to the investments of the financial product other than sovereign bonds.



* For the purpose of these graphs, 'sovereign bonds' consist of all sovereign exposures

** As the investments are not Taxonomy-aligned, the exclusion of sovereign bonds has no impact on the graph and therefore no such percentage is shown here.

 **What is the minimum share of investments in transitional and enabling activities?**

0%.



What is the minimum share of sustainable investments with an environmental objective that are not aligned with the EU Taxonomy?

The Sub-fund intends to make sustainable investments, measured as positive scores via Robeco's SDG Framework. Among those could be investments with environmental objectives that do not qualify as Taxonomy-aligned. The environmental objectives of the Sub-fund are attained by investing in companies that score positively on SDG 12 (Responsible consumption and production), SDG 13 (Climate action), SDG 14 (Life below water), and SDG 15 (Life on land) in Robeco's SDG Framework. While the sum of sustainable investments with an environmental objective and socially sustainable investments always adds up to the Sub-fund's minimum proportion of 40% sustainable investments, we do not commit to a minimum share of sustainable investments with an environmental objective because the Sub-fund's investment strategy does not have a specific environmental investment objective. Therefore, the minimum share of sustainable investments with an environmental objective is 0%.



What is the minimum share of socially sustainable investments?

The Sub-fund intends to make sustainable investments, measured as positive scores via Robeco's SDG Framework. Among those could be investments with social objectives. The social objectives of the Sub-fund are attained by investing in companies that score positively on SDG 1 (No poverty), SDG 2 (Zero hunger), SDG 3 (Good health and well-being), SDG 4 (Quality education), SDG 5 (Gender equality), SDG 6 (Clean water and sanitation), SDG 7 (Affordable and clean energy), SDG 8 (Decent work and economic growth), SDG 9 (Industry, innovation and infrastructure), SDG 10 (Reduced inequalities), SDG 11 (Sustainable cities and communities), SDG 16 (Peace, justice and strong institutions) and SDG 17 (Partnerships for the goals), in Robeco's SDG Framework. While the sum of socially sustainable investments and sustainable investments with an environmental objective always adds up to the Sub-fund's minimum proportion of 40% sustainable investments, we do not commit to a minimum share of socially sustainable investments because the Sub-fund's investment strategy does not have a specific socially sustainable investment objective. Therefore, the minimum share of socially sustainable

investments is 0%.



What investments are included under "#2 Other", what is their purpose and are there any minimum environmental or social safeguards?

The type of instruments included under "#2 Other" and their purpose are outlined in Annex I of this Prospectus under the header 'Financial instruments and investment restrictions'. They include cash, cash equivalents, as well as investment funds and eligible asset classes (other than bonds and equities) that do not specifically promote E/S characteristics. As indicated above, the Sub-fund does not make use of derivatives to attain the environmental or social characteristics promoted. The Sub-fund may make use of derivatives, which thus always fall under the category "#2 Other", for hedging, liquidity management and efficient portfolio management as well as investment purposes. Exchange traded and over-the-counter derivatives are permitted, including but not limited to futures, swaps, options and currency forwards. In case the Sub-fund uses derivatives, the underlying shall comply with the investment policy. Where relevant, minimum environmental or social safeguards are taken into account, by, for example, applying Robeco's Exclusion Policy for any single security derivative.



Is a specific index designated as a reference benchmark to determine whether this financial product is aligned with the environmental and/or social characteristics that it promotes?

Not applicable.

Reference benchmarks are indexes to measure whether the financial product attains the environmental or social characteristics that they promote.



Where can I find more product specific information online?

More product-specific information can be found on the website:

<https://www.robeco.com/en-int/products/funds>

- Robeco's PAI Statement can be accessed via the following link:
<https://www.robeco.com/files/docm/docu-principal-adverse-impact-statement-summary-entity-level.pdf>
- Robeco's Good Governance test can be accessed via the following link:
<https://www.robeco.com/files/docm/docu-robeco-good-governance-policy.pdf>
- Robeco's SDG framework:
<https://www.robeco.com/docm/docu-robeco-explanation-sdg-framework.pdf>
- Robeco's sustainability risk policy:
<https://www.robeco.com/files/docm/docu-robeco-sustainability-risk-policy.pdf>

b) Robeco Sustainable Income Allocation

Pre-contractual disclosure for the financial products referred to in Article 8, paragraphs 1, 2 and 2a, of Regulation (EU) 2019/2088 and Article 6, first paragraph, of Regulation (EU) 2020/852

Product name: Robeco Sustainable Income Allocation

Legal entity identifier: 213800SXP6WFIGLUYC39

Environmental and/or social characteristics

Does this financial product have a sustainable investment objective?

Yes **No**

| | |
|---|--|
| <p><input type="checkbox"/> It will make a minimum of sustainable investments with an environmental objective: ___%</p> <ul style="list-style-type: none"> <input type="checkbox"/> in economic activities that qualify as environmentally sustainable under the EU Taxonomy <input type="checkbox"/> in economic activities that do not qualify as environmentally sustainable under the EU Taxonomy <p><input type="checkbox"/> It will make a minimum of sustainable investments with a social objective: ___%</p> | <p><input checked="" type="checkbox"/> It promotes Environmental/Social (E/S) characteristics and while it does not have as its objective a sustainable investment, it will have a minimum proportion of 40% of sustainable investments</p> <ul style="list-style-type: none"> <input type="checkbox"/> with an environmental objective in economic activities that qualify as environmentally sustainable under the EU Taxonomy <input checked="" type="checkbox"/> with an environmental objective in economic activities that do not qualify as environmentally sustainable under the EU Taxonomy <input checked="" type="checkbox"/> with a social objective <p><input type="checkbox"/> It promotes E/S characteristics, but will not make any sustainable investments</p> |
|---|--|

Sustainable investment means an investment in an economic activity that contributes to an environmental or social objective, provided that the investment does not significantly harm any environmental or social objective and that the investee companies follow good governance practices.

The **EU Taxonomy** is a classification system laid down in Regulation (EU) 2020/852, establishing a list of **environmentally sustainable economic activities**. That Regulation does not include a list of socially sustainable economic activities. Sustainable investments with an environmental objective might be aligned with the Taxonomy or not.



What environmental and/or social characteristics are promoted by this financial product?

The Sub-fund has the following E/S characteristics for direct holdings in government bonds:

1. The Sub-fund promotes certain minimal environmental and social standards and therefore applies exclusion criteria with regards to products and business practices that Robeco believes are detrimental to society and incompatible with sustainable investment strategies, such as exposure to controversial behaviour, controversial weapons, and fossil fuels. Robeco deems investing in government bonds (federal or local) of countries where serious violations of human rights or a collapse of the governance structure take place as unsustainable. In addition, Robeco will follow applicable sanctions of the UN, EU or US to which it is subject and follows any mandatory

Sustainability indicators measure how the environmental or social characteristics promoted by the financial product are attained.

- (investment) restrictions deriving therefrom.
2. The Sub-fund promotes investment in countries with minimum average scores on the Robeco Country Sustainability Ranking. The Robeco Country Sustainability Ranking incorporates around 50 ESG factors such as aging, corruption, social unrest, political risks and environmental risks.
 3. The Sub-fund promotes investment in countries with policies and institutional frameworks to prevent and combat corruption.
 4. The Sub-fund limits investments in countries that do the most harm to peaceful and inclusive societies for sustainable development.

The Sub-fund has the following E/S characteristics for direct holdings in corporate investments, i.e. equity or bonds:

1. The Sub-fund applies certain exclusion criteria with regards to products and business practices that Robeco believes are detrimental to society and incompatible with sustainable investment strategies, such as exposure to controversial behaviour, controversial weapons, and fossil fuels.
2. The Sub-fund promotes adherence to and conducting business activities in accordance with: the United Nations Universal Declaration of Human Rights, the International Labor Organization's (ILO) labor standards, the United Nations Guiding Principles for Business and Human Rights (UNGPs), the United Nations Global Compact (UNGC) and the OECD Guidelines for Multinational Enterprises.
3. The Sub-fund promotes investment in a portfolio that avoid significant harm to the Sustainable Development Goals (SDGs).

There is no reference benchmark designated for the purpose of attaining the environmental or social characteristics promoted by the Sub-fund.

● ***What sustainability indicators are used to measure the attainment of each of the environmental or social characteristics promoted by this financial product?***

The Sub-fund has the following sustainability indicators:

The Sub-fund has the following sustainability indicators to measure the attainment of the E/S characteristics of the direct holdings in government bonds:

1. The % of investments in securities that are on the exclusion list as result of the application of Robeco's Exclusion Policy.
2. The average ESG score on Robeco's Country Sustainable Ranking.
3. The % of investments excluded based on the WGI Control of Corruption ranking.
4. The proportion of countries that hold a high negative score (-3) on SDG 16, based on the internally developed Country SDG Framework.

The Sub-fund has the following sustainability indicators to measure the attainment of the E/S characteristics of the direct holdings in corporate investments, i.e. equity or bonds:

1. The % of investments in securities that are on the exclusion list as result of the application of Robeco's Exclusion Policy.
2. The number of holdings that are in violation of the ILO standards, UNGPs, UNGC or OECD Guidelines for Multinational Enterprises.
3. The proportion of companies that hold a high or medium negative SDG score (-3 or -2) based on the internally developed SDG Framework.

● ***What are the objectives of the sustainable investments that the financial product partially intends to make and how does the sustainable investment contribute to such objectives?***

The sustainable investments aim to contribute to the UN Sustainable Development Goals ("SDGs"), that have both social and environmental objectives. These are 17 goals that are globally recognised and include environmental goals such as climate action, clean water, life on land and water and social goals such as zero hunger, gender equality, education, etc. Robeco has developed a proprietary framework

based on the UN SDGs through which an issuer's contribution to such SDGs is determined through a 3-step process. This process starts with a sector baseline on which a company's products are analysed to examine contribution to the society and environment. Further, the operational processes involved in creating such products is checked along with any controversies/litigation claims and remediation actions taken which are perused before a final SDG score is determined. The final score ranges between high negative (-3) to high positive (+3) and only those issuers which achieve positive SDG scores (+1, +2 and +3) are regarded as Sustainable Investments.

● ***How do the sustainable investments that the financial product partially intends to make, not cause significant harm to any environmental or social sustainable investment objective?***

The sustainable investments do no significant harm to any environmental or social sustainable investment objective by considering principal adverse impacts and aligning with the OECD Guidelines for Multinational Enterprises and the UN Guiding Principles on Business and Human Rights. In addition, sustainable investments score positively on Robeco's SDG Framework, and therefore do not cause significant harm.

How have the indicators for adverse impacts on sustainability factors been taken into account?

Mandatory principal adverse impact indicators are considered through Robeco's SDG Framework, either directly or indirectly, when identifying sustainable investments for the Sub-fund. In addition, voluntary environmental and social indicators are taken into account, depending on their relevance for measuring impacts on the SDGs and the availability of data. A detailed description of the incorporation of principal adverse impacts is available via Robeco's Principal Adverse Impact Statement published on the Robeco website (<https://www.robeco.com/files/docm/docu-robeco-principal-adverse-impact-statement-summary-entity-level.pdf>). In this statement, Robeco sets out its approach to identifying and prioritizing principal adverse impacts, and how principal adverse impacts are considered as part of Robeco's investment due diligence process and procedures relating to research and analysis, exclusions and restrictions and/or voting and engagement. This description also explains how principal adverse impact indicators are considered by the SDG Framework.

How are the sustainable investments aligned with the OECD Guidelines for Multinational Enterprises and the UN Guiding Principles on Business and Human Rights? Details:

The sustainable investments are aligned with the OECD Guidelines for Multinational Enterprises and the UN Guiding Principles on Business and Human Rights via both Robeco's Exclusion Policy and Robeco's SDG Framework.

Robeco's Exclusion Policy includes an explanation of how Robeco acts in accordance with the International Labor Organization (ILO) standards, United Nations Guiding Principles (UNGPs), United Nations Global Compact (UNGC) Principles and the Organization for Economic Co-operation and Development (OECD) Guidelines for Multinational Enterprises and is guided by these international treaties to assess the behaviour of companies. Robeco continuously screens its investments for breaches of these principles. In case of a breach, the company will be excluded or engaged with, and is not considered a sustainable investment.

Robeco's SDG Framework screens for breaches on these principles in the final step of the framework. In this step, Robeco checks whether the company concerned has been involved in any controversies. Involvement in any controversy will result in a negative SDG score for the company, meaning it is not a sustainable investment.

The EU Taxonomy sets out a "do not significant harm" principle by which Taxonomy-aligned investments should not significantly harm EU Taxonomy objectives and is accompanied by specific EU criteria.

The "do no significant harm" principle applies only to those investments underlying the financial product that take into account the EU criteria for environmentally sustainable economic activities. The investments underlying the remaining portion of this financial product do not take into account the EU criteria for environmentally sustainable economic activities.

Any other sustainable investments must also not significantly harm any environmental or social objectives.



Does this financial product consider principal adverse impacts on sustainability factors?

Yes, _____

The Sub-fund considers principal adverse impacts on sustainability factors as referred to in Annex I of the SFDR Delegated Regulation for the direct line investments.

Pre-investment, the following principal adverse impacts on sustainability factors are considered:

- Via the applied normative and activity-based exclusions, the following PAIs are considered:
 - Exposure to companies active in the fossil fuel sector (PAI 4, Table 1)
 - Violations of the UN Global Compact Principles and Organisation for Economic Cooperation and Development (OECD) Guidelines for Multinational Enterprises (PAI 10, Table 1)
 - Activities negatively affecting biodiversity-sensitive areas (PAI 7, Table 1). The consideration of this PAI is currently restricted to applying exclusions to palm oil producing companies and for any breaches to the UNGC, UNGP and OECD Guidelines for Multinational Enterprises in relation to biodiversity.
 - Exposure to controversial weapons (anti-personnel mines, cluster munitions, chemical weapons (PAI 14, Table 1)

Post-investment, the following principal adverse impacts on sustainability factors are taken into account:

- Via the application of the voting policy, the following PAIs are considered:
 - All indicators related to GHG emissions (PAI 1-6, Table 1)
 - Indicators related to social and employee matters (PAI 10-13, Table 1; PAI 5-8, Table 3)
- Via Robeco's entity engagement program, the following PAIs are considered:
 - All indicators related to Climate and other environment-related indicators (PAI 1-13, Table 1)
 - Violations of the UN Global Compact Principles and Organisation for Economic Cooperation and Development (OECD) Guidelines for Multinational Enterprises (PAI 10, Table 1). On an ongoing basis, the investment universe is scanned for controversial behaviour in relation to the aforementioned principles and guidelines.
 - In addition, based on a yearly review of Robeco's performance on all mandatory and selected voluntary indicators, holdings of the Sub-fund that cause adverse impact might be selected for engagement.

More information is available via Robeco's Principal Adverse Impact Statement, published on Robeco's website. The Sub-fund will periodically report how it has considered the principal adverse impacts of its investments in the Company's annual report, which will be made available each year on or before 30 April at the Sub-fund page highlighted in final section of this document.

Principal adverse impacts are the most significant negative impacts of investment decisions on sustainability factors relating to environmental, social and employee matters, respect for human rights, anti-corruption and anti-bribery matters.

No



What investment strategy does this financial product follow?

Robeco Sustainable Income Allocation is an actively managed fund that invests in a mix of asset classes across the world. The Sub-fund's objective is to achieve long term capital growth whilst maintaining a consistent level of income. The Sub-fund has a relatively low risk profile and uses asset allocation strategies mainly investing directly in bonds and taking exposure to other asset classes such as, but not exclusively, equities. The asset allocation strategy is subject to investments and volatility restrictions. The strategy integrates sustainability indicators on a continuous basis as part of the direct line investments or underlying fund due diligence process. Amongst others, the Sub-fund applies norms-based and activity-based exclusions, Robeco's good governance policy, Robeco's SDG framework and considers Principal Adverse Impacts in the investment process, and considers those elements in the due diligence of external funds. More product-specific information can be found on our website and the links provided in the final question of this disclosure.

The investment strategy guides investment decisions based on factors such as investment objectives and risk tolerance.

What are the binding elements of the investment strategy used to select the investments to attain each of the environmental or social characteristics promoted by this financial product?

The Sub-fund has the following binding elements for direct holdings in government bonds:

1. The Sub-fund's portfolio complies with Robeco's Exclusion Policy (<https://www.robeco.com/files/docm/docu-exclusion-policy.pdf>), based on certain exclusion criteria that Robeco believes are detrimental to society and incompatible with sustainable investment strategies. This means that the Sub-fund has 0% exposure to excluded securities, taking into account a grace period. Information with regards to the impact of the exclusions on the Sub-fund's universe can be found at <https://www.robeco.com/files/docm/docu-exclusion-list.pdf>.
2. The Sub-fund's investments have a minimum average ESG score of 6 on the Country Sustainability Ranking.
3. The Sub-fund excludes sovereign bonds issued by the bottom 15% of the WGI Control of Corruption ranking.
4. The Sub-fund excludes all countries which have a high negative score (-3) on SDG 16.

The Sub-fund has the following binding elements for direct holdings in corporate investments, i.e. equity or bonds:

1. The Sub-fund's portfolio complies with Robeco's Exclusion Policy (<https://www.robeco.com/files/docm/docu-exclusion-policy.pdf>) that is based on certain exclusion criteria with regards to products (including controversial weapons, tobacco, palm oil, and fossil fuel) and business practices that Robeco believes are detrimental to society and incompatible with sustainable investment strategies. This means that the Sub-fund has 0% exposure to excluded securities, taking into account a grace period. Information with regards to the impact of the exclusions on the Sub-fund's universe can be found at <https://www.robeco.com/files/docm/docu-exclusion-list.pdf>.
2. The Sub-fund avoids investment in companies that are in breach of the ILO standards, UNGPs, UNGC or OECD Guidelines for Multinational Enterprises. Companies that breach the international norms will be excluded from the investment universe.
3. For corporate bond and equity investments, the Sub-fund excludes all high or medium negative SDG scores (-3 or -2).

● **What is the committed minimum rate to reduce the scope of the investments considered prior to the application of that investment strategy?**

The Sub-fund does not commit to a minimum rate to reduce the scope of investments prior to the application of the investment strategy.

● **What is the policy to assess good governance practices of the investee companies?**

Robeco has a Good Governance policy to assess governance practices of companies. The policy describes how Robeco determines if and when a company does not follow good governance practices and is therefore excluded from the initial investment universe for Article 8 and 9 products. Robeco's Good Governance policy applies to the Sub-fund and tests on a set of governance criteria that reflect widely recognized industry established norms and include topics as employee relations, management structure, tax compliance and remuneration.

The Good Governance test consists of criteria on such topics that are examined for investee companies and further explained in Robeco's Good Governance policy <https://www.robeco.com/files/docm/docu-robeco-good-governance-policy.pdf>. Additionally, the companies that do not pass the good governance test are reflected in the exclusion list that can be accessed here - <https://www.robeco.com/files/docm/docu-exclusion-list.pdf>.

Good governance practices include sound management structures, employee relations, remuneration of staff and tax compliance.



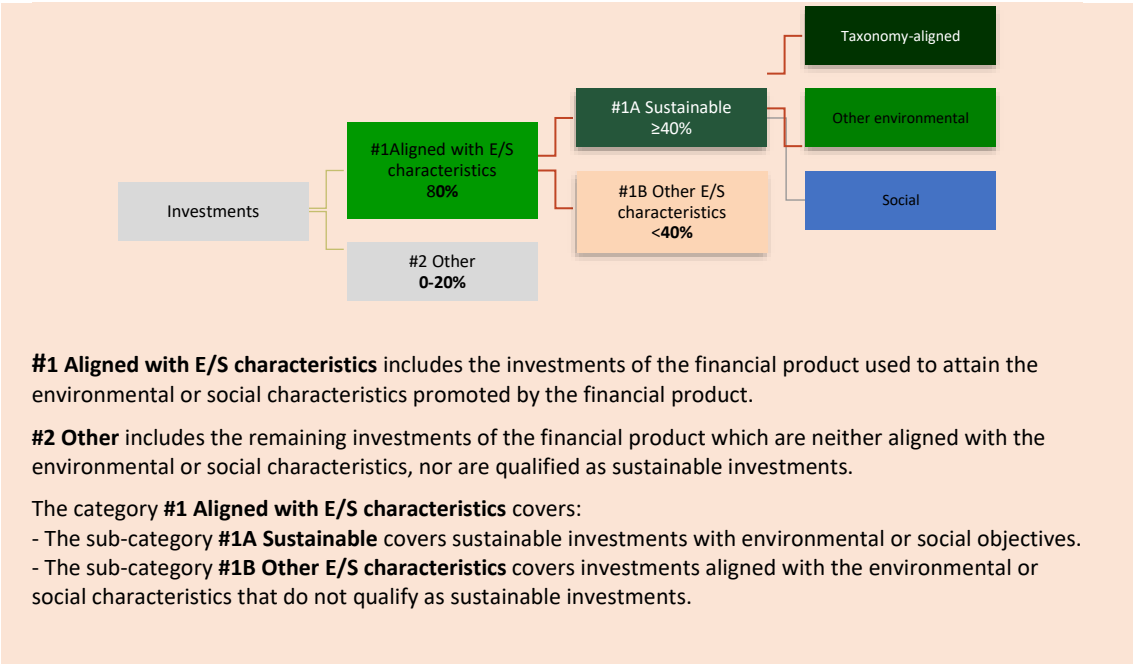
What is the asset allocation planned for this financial product?

At least 80% of the investments are aligned with the E/S characteristics of the Sub-fund. The Sub-fund plans to make a minimum of 40% sustainable investments, measured by positive scores via Robeco's SDG Framework. The investments in the category Other, estimated between 0-20%, are mostly in cash, cash equivalents and derivatives as further described below. The planned asset allocation is monitored continuously, and evaluated on a yearly basis.

Asset allocation describes the share of investments in specific assets.

Taxonomy-aligned activities are expressed as a share of:

- **turnover** reflecting the share of revenue from green activities of investee companies
- **capital expenditure** (CapEx) showing the green investments made by investee companies, e.g. for a transition to a green economy.
- **operational expenditure** (OpEx) reflecting green operational



activities of investee companies.

● **How does the use of derivatives attain the environmental or social characteristics promoted by the financial product?**

The Sub-fund does not make use of derivatives to attain the environmental or social characteristics promoted by the financial product. The Sub-fund may make use of derivatives for hedging, liquidity management and efficient portfolio management as well as investment purposes. Exchange traded and over-the-counter derivatives are permitted, including but not limited to futures, swaps, options and currency forwards. Whilst the Sub-fund may use derivatives both for investment purposes as well as for hedging and efficient portfolio management, it does not utilize derivatives for such purposes outside the intended share of investments allocated to the 'Other' category.

In case the Sub-fund uses derivatives, the underlying shall comply with the investment policy. Where relevant, minimum environmental or social safeguards are taken into account as described below.



● **To what minimum extent are sustainable investments with an environmental objective aligned with the EU Taxonomy?**

0%. The Sub-fund does not intend to make Taxonomy-aligned investments. It cannot be excluded that among the Sub-fund's holdings certain investments are Taxonomy aligned. The Sub-fund will report on Taxonomy-aligned investment in the periodic disclosures. In the future, once data-availability in relation to the EU Taxonomy will improve, Robeco might consider setting a target based on turnover or CAPEX. Robeco currently relies on third-party data, including data in relation to companies that do not disclose on the EU Taxonomy alignment of their activities. EU Taxonomy-alignment data is not yet subject to a review by third parties. The Sub-fund only makes investments in equity and therefore it does not have sovereign exposures. The expected level of alignment with and without sovereign bonds is the same.

To comply with the EU Taxonomy, the criteria for fossil gas include limitations on emissions and switching to renewable power

● **Does the financial product invest in fossil gas and/or nuclear energy related activities that comply with the EU Taxonomy?¹⁰⁵**

Yes

In fossil gas In nuclear energy

No

¹⁰⁵ Fossil gas and/or nuclear related activities will only comply with the EU Taxonomy where they contribute to limiting climate change ("climate change mitigation") and do not significantly harm any EU Taxonomy objective - see explanatory note in the left hand margin. The full criteria for fossil gas and nuclear energy economic activities that comply with the EU Taxonomy are laid down in Commission Delegated Regulation (EU) 2022/1214.

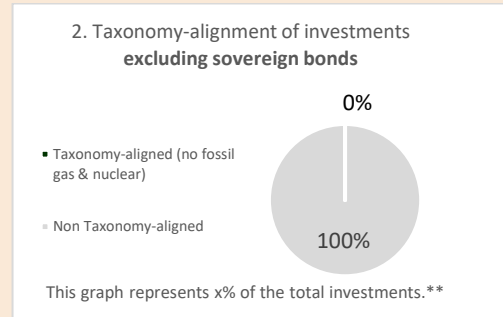
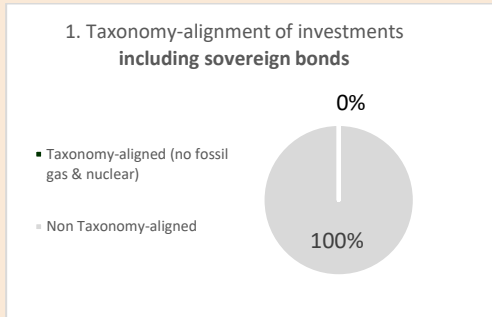
or low-carbon fuels by the end of 2035. For nuclear energy, the criteria include comprehensive safety and waste management rules.

Enabling activities directly enable other activities to make a substantial contribution to an environmental objective.

Transitional activities are activities for which low-carbon alternatives are not yet available and among others have greenhouse gas emission levels corresponding to the best performance.

are sustainable investments with an environmental objective that **do not take into account the criteria** for environmentally sustainable economic activities under the EU Taxonomy.

The two graphs below show in green the minimum percentage of investments that are aligned with the EU Taxonomy. As there is no appropriate methodology to determine the Taxonomy-alignment of sovereign bonds*, the first graph shows the Taxonomy alignment in relation to all the investments of the financial product including sovereign bonds, while the second graph shows the Taxonomy alignment only in relation to the investments of the financial product other than sovereign bonds.



* For the purpose of these graphs, 'sovereign bonds' consist of all sovereign exposures

** As the investments are not Taxonomy-aligned, the exclusion of sovereign bonds has no impact on the graph and therefore no such percentage is shown here.

What is the minimum share of investments in transitional and enabling activities?

0%.



What is the minimum share of sustainable investments with an environmental objective that are not aligned with the EU Taxonomy?

The Sub-fund intends to make sustainable investments, measured as positive scores via Robeco's SDG Framework. Among those could be investments with environmental objectives that do not qualify as Taxonomy-aligned. The environmental objectives of the Sub-fund are attained by investing in companies that score positively on SDG 12 (Responsible consumption and production), SDG 13 (Climate action), SDG 14 (Life below water), and SDG 15 (Life on land) in Robeco's SDG Framework. While the sum of sustainable investments with an environmental objective and socially sustainable investments always adds up to the Sub-fund's minimum proportion of 40% sustainable investments, we do not commit to a minimum share of sustainable investments with an environmental objective because the Sub-fund's investment strategy does not have a specific environmental investment objective. Therefore, the minimum share of sustainable investments with an environmental objective is 0%.



What is the minimum share of socially sustainable investments?

The Sub-fund intends to make sustainable investments, measured as positive scores via Robeco's SDG Framework. Among those could be investments with social objectives. The social objectives of the Sub-fund are attained by investing in companies that score positively on SDG 1 (No poverty), SDG 2 (Zero hunger), SDG 3 (Good health and well-being), SDG 4 (Quality education), SDG 5 (Gender equality), SDG 6 (Clean water and sanitation), SDG 7 (Affordable and clean energy), SDG 8 (Decent work and economic growth), SDG 9 (Industry, innovation and infrastructure), SDG 10 (Reduced inequalities), SDG 11 (Sustainable cities and communities), SDG 16 (Peace, justice and strong institutions) and SDG 17 (Partnerships for the goals), in Robeco's SDG Framework. While the sum of socially sustainable investments and sustainable investments with an environmental objective always adds up to the Sub-fund's minimum proportion of 40% sustainable investments, we do not commit to a minimum share of socially sustainable investments because the Sub-fund's investment strategy does not have a specific socially sustainable investment objective. Therefore, the minimum share of socially sustainable investments is 0%.



What investments are included under "#2 Other", what is their purpose and are there any minimum environmental or social safeguards?

The type of instruments included under "#2 Other" and their purpose are outlined in Annex I of this Prospectus under the header 'Financial instruments and investment restrictions'. They include cash, cash equivalents, as well as investment funds and eligible asset classes (other than bonds and equities) that do not specifically promote E/S characteristics. As indicated above, the Sub-fund does not make use of derivatives to attain the environmental or social characteristics promoted. The Sub-fund may make use of derivatives, which thus always fall under the category "#2 Other", for hedging, liquidity management and efficient portfolio management as well as investment purposes. Exchange traded and over-the-counter derivatives are permitted, including but not limited to futures, swaps, options and currency forwards. In case the Sub-fund uses derivatives, the underlying shall comply with the investment policy. Where relevant, minimum environmental or social safeguards are taken into account, by, for example, applying Robeco's Exclusion Policy for any single security derivative.



Is a specific index designated as a reference benchmark to determine whether this financial product is aligned with the environmental and/or social characteristics that it promotes?

Not applicable.

Reference benchmarks are indexes to measure whether the financial product attains the environmental or social characteristics that they promote.



Where can I find more product specific information online?

More product-specific information can be found on the website:

<https://www.robeco.com/en-int/products/funds>

- Robeco's PAI Statement can be accessed via the following link:
<https://www.robeco.com/files/docm/docu-principal-adverse-impact-statement-summary-entity-level.pdf>
- Robeco's Good Governance test can be accessed via the following link:
<https://www.robeco.com/files/docm/docu-robeco-good-governance-policy.pdf>
- Robeco's SDG framework:
<https://www.robeco.com/docm/docu-robeco-explanation-sdg-framework.pdf>
- Robeco's sustainability risk policy:
<https://www.robeco.com/files/docm/docu-robeco-sustainability-risk-policy.pdf>

c) Robeco Sustainable Diversified Allocation

Pre-contractual disclosure for the financial products referred to in Article 8, paragraphs 1, 2 and 2a, of Regulation (EU) 2019/2088 and Article 6, first paragraph, of Regulation (EU) 2020/852

Product name: Robeco Sustainable Diversified Allocation

Legal entity identifier: 2138005MYFA3NB4P5T55

Environmental and/or social characteristics

Does this financial product have a sustainable investment objective?

Yes

No

It will make a minimum of **sustainable investments with an environmental objective: ___%**

- in economic activities that qualify as environmentally sustainable under the EU Taxonomy
- in economic activities that do not qualify as environmentally sustainable under the EU Taxonomy

It will make a minimum of **sustainable investments with a social objective: ___%**

It promotes **Environmental/Social (E/S) characteristics** and while it does not have as its objective a sustainable investment, it will have a minimum proportion of 40% of sustainable investments

- with an environmental objective in economic activities that qualify as environmentally sustainable under the EU Taxonomy
- with an environmental objective in economic activities that do not qualify as environmentally sustainable under the EU Taxonomy
- with a social objective

It promotes E/S characteristics, but **will not make any sustainable investments**

Sustainable investment means an investment in an economic activity that contributes to an environmental or social objective, provided that the investment does not significantly harm any environmental or social objective and that the investee companies follow good governance practices.

The **EU Taxonomy** is a classification system laid down in Regulation (EU) 2020/852, establishing a list of **environmentally sustainable economic activities**. That Regulation does not include a list of socially sustainable economic activities. Sustainable investments with an environmental objective might be aligned with the Taxonomy or not.



What environmental and/or social characteristics are promoted by this financial product?

The Sub-fund has the following E/S characteristics for direct holdings in government bonds:

1. The Sub-fund promotes certain minimal environmental and social standards and therefore applies exclusion criteria with regards to products and business practices that Robeco believes are detrimental to society and incompatible with sustainable investment strategies, such as exposure to controversial behaviour, controversial weapons, and fossil fuels. Robeco deems investing in government bonds (federal or local) of countries where serious violations of human rights or a collapse of the governance structure take place as unsustainable. In addition, Robeco will follow

Sustainability indicators measure how the environmental or social characteristics promoted by the financial product are attained.

- applicable sanctions of the UN, EU or US to which it is subject and follows any mandatory (investment) restrictions deriving therefrom.
2. The Sub-fund promotes investment in countries with minimum average scores on the Robeco Country Sustainability Ranking. The Robeco Country Sustainability Ranking incorporates around 50 ESG factors such as aging, corruption, social unrest, political risks and environmental risks.
 3. The Sub-fund promotes investment in countries with policies and institutional frameworks to prevent and combat corruption.
 4. The Sub-fund limits investments in countries that do the most harm to peaceful and inclusive societies for sustainable development.

The Sub-fund has the following E/S characteristics for direct holdings in corporate investments, i.e. equity or bonds:

1. The Sub-fund applies certain exclusion criteria with regards to products and business practices that Robeco believes are detrimental to society and incompatible with sustainable investment strategies, such as exposure to controversial behaviour, controversial weapons, and fossil fuels.
2. The Sub-fund promotes adherence to and conducting business activities in accordance with: the United Nations Universal Declaration of Human Rights, the International Labor Organization's (ILO) labor standards, the United Nations Guiding Principles for Business and Human Rights (UNGPs), the United Nations Global Compact (UNGC) and the OECD Guidelines for Multinational Enterprises.
3. The Sub-fund promotes investment in a portfolio that avoid significant harm to the Sustainable Development Goals (SDGs).

There is no reference benchmark designated for the purpose of attaining the environmental or social characteristics promoted by the Sub-fund.

● ***What sustainability indicators are used to measure the attainment of each of the environmental or social characteristics promoted by this financial product?***

The Sub-fund has the following sustainability indicators:

The Sub-fund has the following sustainability indicators to measure the attainment of the E/S characteristics of the direct holdings in government bonds:

1. The % of investments in securities that are on the exclusion list as result of the application of Robeco's Exclusion Policy.
2. The average ESG score on Robeco's Country Sustainable Ranking.
3. The % of investments excluded based on the WGI Control of Corruption ranking.
4. The proportion of countries that hold a high negative score (-3) on SDG 16, based on the internally developed Country SDG Framework.

The Sub-fund has the following sustainability indicators to measure the attainment of the E/S characteristics of the direct holdings in corporate investments, i.e. equity or bonds:

1. The % of investments in securities that are on the exclusion list as result of the application of Robeco's Exclusion Policy.
2. The number of holdings that are in violation of the ILO standards, UNGPs, UNGC or OECD Guidelines for Multinational Enterprises.
3. The proportion of companies that hold a high or medium negative SDG score (-3 or -2) based on the internally developed SDG Framework.

● ***What are the objectives of the sustainable investments that the financial product partially intends to make and how does the sustainable investment contribute to such objectives?***

The sustainable investments aim to contribute to the UN Sustainable Development Goals ("SDGs"), that have both social and environmental objectives. These are 17 goals that are globally recognised and include environmental goals such as climate action, clean water, life on land and water and social goals

such as zero hunger, gender equality, education, etc. Robeco has developed a proprietary framework based on the UN SDGs through which an issuer's contribution to such SDGs is determined through a 3-step process. This process starts with a sector baseline on which a company's products are analysed to examine contribution to the society and environment. Further, the operational processes involved in creating such products is checked along with any controversies/litigation claims and remediation actions taken which are perused before a final SDG score is determined. The final score ranges between high negative (-3) to high positive (+3) and only those issuers which achieve positive SDG scores (+1, +2 and +3) are regarded as Sustainable Investments.

● ***How do the sustainable investments that the financial product partially intends to make, not cause significant harm to any environmental or social sustainable investment objective?***

The sustainable investments do no significant harm to any environmental or social sustainable investment objective by considering principal adverse impacts and aligning with the OECD Guidelines for Multinational Enterprises and the UN Guiding Principles on Business and Human Rights. In addition, sustainable investments score positively on Robeco's SDG Framework, and therefore do not cause significant harm.

How have the indicators for adverse impacts on sustainability factors been taken into account?

Mandatory principal adverse impact indicators are considered through Robeco's SDG Framework, either directly or indirectly, when identifying sustainable investments for the Sub-fund. In addition, voluntary environmental and social indicators are taken into account, depending on their relevance for measuring impacts on the SDGs and the availability of data. A detailed description of the incorporation of principal adverse impacts is available via Robeco's Principal Adverse Impact Statement published on the Robeco website (<https://www.robeco.com/files/docm/docu-robeco-principal-adverse-impact-statement-summary-entity-level.pdf>). In this statement, Robeco sets out its approach to identifying and prioritizing principal adverse impacts, and how principal adverse impacts are considered as part of Robeco's investment due diligence process and procedures relating to research and analysis, exclusions and restrictions and/or voting and engagement. This description also explains how principal adverse impact indicators are considered by the SDG Framework.

How are the sustainable investments aligned with the OECD Guidelines for Multinational Enterprises and the UN Guiding Principles on Business and Human Rights? Details:

The sustainable investments are aligned with the OECD Guidelines for Multinational Enterprises and the UN Guiding Principles on Business and Human Rights via both Robeco's Exclusion Policy and Robeco's SDG Framework.

Robeco's Exclusion Policy includes an explanation of how Robeco acts in accordance with the International Labor Organization (ILO) standards, United Nations Guiding Principles (UNGPs), United Nations Global Compact (UNGC) Principles and the Organization for Economic Co-operation and Development (OECD) Guidelines for Multinational Enterprises and is guided by these international treaties to assess the behaviour of companies. Robeco continuously screens its investments for breaches of these principles. In case of a breach, the company will be excluded or engaged with, and is not considered a sustainable investment.

Robeco's SDG Framework screens for breaches on these principles in the final step of the framework. In this step, Robeco checks whether the company concerned has been involved in any controversies. Involvement in any controversy will result in a negative SDG score for the company, meaning it is not a sustainable investment.

The EU Taxonomy sets out a "do not significant harm" principle by which Taxonomy-aligned investments should not significantly harm EU Taxonomy objectives and is accompanied by specific EU criteria.

The "do no significant harm" principle applies only to those investments underlying the financial product that take into account the EU criteria for environmentally sustainable economic activities. The investments underlying the remaining portion of this financial product do not take into account the EU criteria for environmentally sustainable economic activities.

Any other sustainable investments must also not significantly harm any environmental or social objectives.



Does this financial product consider principal adverse impacts on sustainability factors?

Yes, _____

The Sub-fund considers principal adverse impacts on sustainability factors as referred to in Annex I of the SFDR Delegated Regulation for the direct line investments.

Pre-investment, the following principal adverse impacts on sustainability factors are considered:

- Via the applied normative and activity-based exclusions, the following PAIs are considered:
 - Exposure to companies active in the fossil fuel sector (PAI 4, Table 1)
 - Violations of the UN Global Compact Principles and Organisation for Economic Cooperation and Development (OECD) Guidelines for Multinational Enterprises (PAI 10, Table 1)
 - Activities negatively affecting biodiversity-sensitive areas (PAI 7, Table 1). The consideration of this PAI is currently restricted to applying exclusions to palm oil producing companies and for any breaches to the UNGC, UNGP and OECD Guidelines for Multinational Enterprises in relation to biodiversity.
 - Exposure to controversial weapons (anti-personnel mines, cluster munitions, chemical weapons (PAI 14, Table 1)

Post-investment, the following principal adverse impacts on sustainability factors are taken into account:

- Via the application of the voting policy, the following PAIs are considered:
 - All indicators related to GHG emissions (PAI 1-6, Table 1)
 - Indicators related to social and employee matters (PAI 10-13, Table 1; PAI 5-8, Table 3)
- Via Robeco's entity engagement program, the following PAIs are considered:
 - All indicators related to Climate and other environment-related indicators (PAI 1-13, Table 1)
 - Violations of the UN Global Compact Principles and Organisation for Economic Cooperation and Development (OECD) Guidelines for Multinational Enterprises (PAI 10, Table 1). On an ongoing basis, the investment universe is scanned for controversial behaviour in relation to the aforementioned principles and guidelines.
 - In addition, based on a yearly review of Robeco's performance on all mandatory and selected voluntary indicators, holdings of the Sub-fund that cause adverse impact might be selected for engagement.

More information is available via Robeco's Principal Adverse Impact Statement, published on Robeco's website. The Sub-fund will periodically report how it has considered the principal adverse impacts of its investments in the Company's annual report, which will be made available each year on or before 30 April at the Sub-fund page highlighted in final section of this document.

Principal adverse impacts are the most significant negative impacts of investment decisions on sustainability factors relating to environmental, social and employee matters, respect for human rights, anti-corruption and anti-bribery matters.

No



What investment strategy does this financial product follow?

Robeco Sustainable Diversified Allocation is an actively managed fund that invests in a mix of asset classes across the world. The Sub-fund's objective is to achieve a better return than the index. The Sub-fund has a balanced risk profile and uses asset allocation strategies mainly investing directly in equities and bonds and taking exposure to other asset classes such as, but not exclusively, derivatives, deposits and money market instruments. The strategy integrates sustainability indicators on a continuous basis as part of the direct line investments or underlying fund due diligence process.

Amongst others, the Sub-fund applies norms-based and activity-based exclusions, Robeco's good governance policy, Robeco's SDG framework and considers Principal Adverse Impacts in the investment process, and considers those elements in the due diligence of external funds. More product-specific information can be found on our website and the links provided in the final question of this disclosure.

What are the binding elements of the investment strategy used to select the investments to attain each of the environmental or social characteristics promoted by this financial product?

The Sub-fund has the following binding elements for direct holdings in government bonds:

1. The Sub-fund's portfolio complies with Robeco's Exclusion Policy (<https://www.robeco.com/files/docm/docu-exclusion-policy.pdf>), based on certain exclusion criteria that Robeco believes are detrimental to society and incompatible with sustainable investment strategies. This means that the Sub-fund has 0% exposure to excluded securities, taking into account a grace period. Information with regards to the impact of the exclusions on the Sub-fund's universe can be found at <https://www.robeco.com/files/docm/docu-exclusion-list.pdf>.
2. The Sub-fund's investments have a minimum average ESG score of 6 on the Country Sustainability Ranking.
3. The Sub-fund excludes sovereign bonds issued by the bottom 15% of the WGI Control of Corruption ranking.
4. The Sub-fund excludes all countries which have a high negative score (-3) on SDG 16.

The Sub-fund has the following binding elements for direct holdings in corporate investments, i.e. equity or bonds:

1. The Sub-fund's portfolio complies with Robeco's Exclusion Policy (<https://www.robeco.com/files/docm/docu-exclusion-policy.pdf>) that is based on certain exclusion criteria with regards to products (including controversial weapons, tobacco, palm oil, and fossil fuel) and business practices that Robeco believes are detrimental to society and incompatible with sustainable investment strategies. This means that the Sub-fund has 0% exposure to excluded securities, taking into account a grace period. Information with regards to the impact of the exclusions on the Sub-fund's universe can be found at <https://www.robeco.com/files/docm/docu-exclusion-list.pdf>.
2. The Sub-fund avoids investment in companies that are in breach of the ILO standards, UNGPs, UNGC or OECD Guidelines for Multinational Enterprises. Companies that breach the international norms will be excluded from the investment universe.
3. For corporate bond and equity investments, the Sub-fund excludes all high or medium negative SDG scores (-3 or -2).

The investment strategy guides investment decisions based on factors such as investment objectives and risk tolerance.

● **What is the committed minimum rate to reduce the scope of the investments considered prior to the application of that investment strategy?**

The Sub-fund does not commit to a minimum rate to reduce the scope of investments prior to the application of the investment strategy.

● **What is the policy to assess good governance practices of the investee companies?**

Robeco has a Good Governance policy to assess governance practices of companies. The policy describes how Robeco determines if and when a company does not follow good governance practices and is therefore excluded from the initial investment universe for Article 8 and 9 products. Robeco's Good Governance policy applies to the Sub-fund and tests on a set of governance criteria that reflect widely recognized industry established norms and include topics as employee relations, management structure, tax compliance and remuneration.

The Good Governance test consists of criteria on such topics that are examined for investee companies and further explained in Robeco's Good Governance policy <https://www.robeco.com/files/docm/docu-robeco-good-governance-policy.pdf>. Additionally, the companies that do not pass the good governance test are reflected in the exclusion list that can be accessed here - <https://www.robeco.com/files/docm/docu-exclusion-list.pdf>.

Good governance practices include sound management structures, employee relations, remuneration of staff and tax compliance.

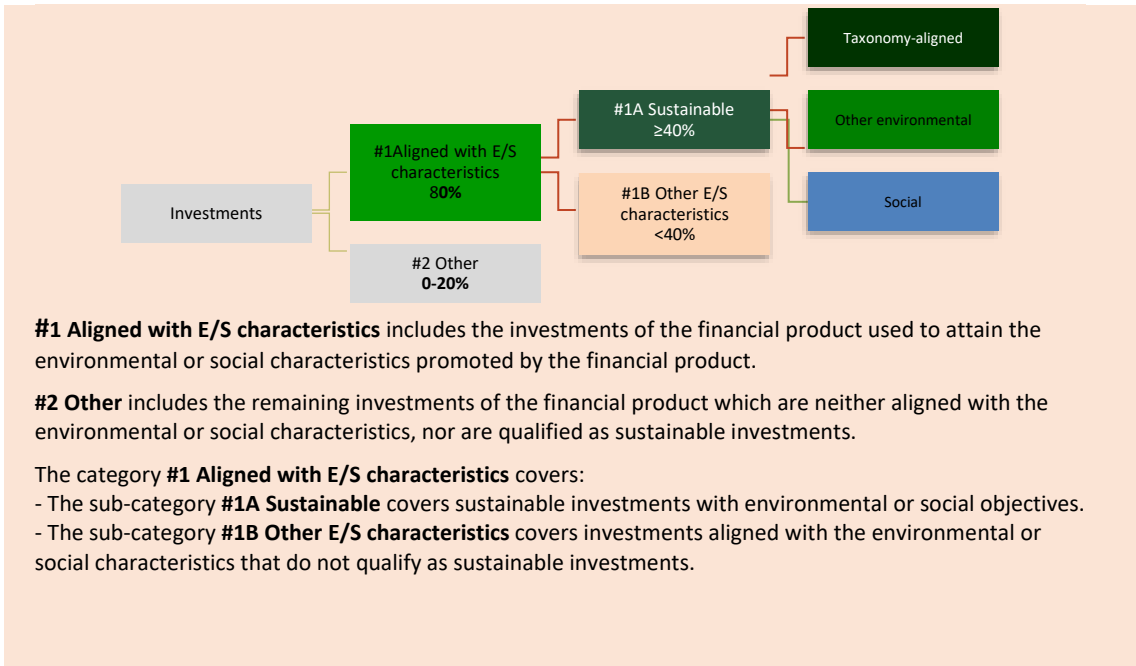


What is the asset allocation planned for this financial product?

At least 80% of the investments are aligned with the E/S characteristics of the Sub-fund. The Sub-fund plans to make a minimum of 40% sustainable investments, measured by positive scores via Robeco's SDG Framework. The investments in the category Other, estimated between 0-20%, are mostly in cash, cash equivalents and derivatives as further described below. The planned asset allocation is monitored continuously, and evaluated on a yearly basis.

Asset allocation describes the share of investments in specific assets. Taxonomy-aligned activities are expressed as a share of:

- **turnover** reflecting the share of revenue from green activities of investee companies
- **capital expenditure** (CapEx) showing the green investments made by investee companies, e.g. for a transition to a green economy.
- **operational expenditure** (OpEx) reflecting green operational activities of investee



companies.

How does the use of derivatives attain the environmental or social characteristics promoted by the financial product?

The Sub-fund does not make use of derivatives to attain the environmental or social characteristics promoted by the financial product. The Sub-fund may make use of derivatives for hedging, liquidity management and efficient portfolio management as well as investment purposes. Exchange traded and over-the-counter derivatives are permitted, including but not limited to futures, swaps, options and currency forwards. Whilst the Sub-fund may use derivatives both for investment purposes as well as for hedging and efficient portfolio management, it does not utilize derivatives for such purposes outside the intended share of investments allocated to the 'Other' category.

In case the Sub-fund uses derivatives, the underlying shall comply with the investment policy. Where relevant, minimum environmental or social safeguards are taken into account as described below.



To what minimum extent are sustainable investments with an environmental objective aligned with the EU Taxonomy?

0%. The Sub-fund does not intend to make Taxonomy-aligned investments. It cannot be excluded that among the Sub-fund's holdings certain investments are Taxonomy aligned. The Sub-fund will report on Taxonomy-aligned investment in the periodic disclosures. In the future, once data-availability in relation to the EU Taxonomy will improve, Robeco might consider setting a target based on turnover or CAPEX. Robeco currently relies on third-party data, including data in relation to companies that do not disclose on the EU Taxonomy alignment of their activities. EU Taxonomy-alignment data is not yet subject to a review by third parties. The Sub-fund only makes investments in equity and therefore it does not have sovereign exposures. The expected level of alignment with and without sovereign bonds is the same.

Does the financial product invest in fossil gas and/or nuclear energy related activities that comply with the EU Taxonomy?¹⁰⁶

Yes

No

In fossil gas

In nuclear energy

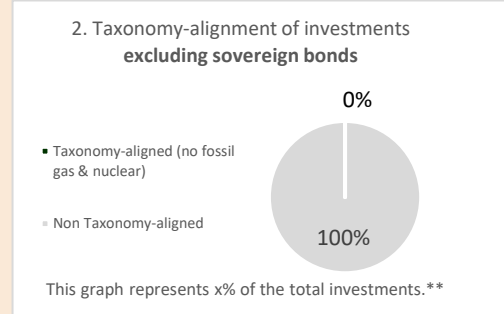
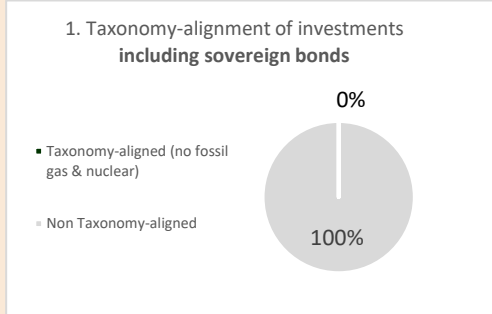
To comply with the EU Taxonomy, the criteria for **fossil gas** include limitations on emissions and switching to renewable power or low-carbon fuels by the end of 2035. For **nuclear energy**, the criteria include comprehensive safety and waste management rules.

Enabling activities directly enable other activities to make a substantial contribution to an environmental objective.

¹⁰⁶ Fossil gas and/or nuclear related activities will only comply with the EU Taxonomy where they contribute to limiting climate change ("climate change mitigation") and do not significantly harm any EU Taxonomy objective - see explanatory note in the left hand margin. The full criteria for fossil gas and nuclear energy economic activities that comply with the EU Taxonomy are laid down in Commission Delegated Regulation (EU) 2022/1214.

Transitional activities are activities for which low-carbon alternatives are not yet available and among others have greenhouse gas emission levels corresponding to the best performance.

The two graphs below show in green the minimum percentage of investments that are aligned with the EU Taxonomy. As there is no appropriate methodology to determine the Taxonomy-alignment of sovereign bonds, the first graph shows the Taxonomy alignment in relation to all the investments of the financial product including sovereign bonds, while the second graph shows the Taxonomy alignment only in relation to the investments of the financial product other than sovereign bonds.*



* For the purpose of these graphs, 'sovereign bonds' consist of all sovereign exposures

** As the investments are not Taxonomy-aligned, the exclusion of sovereign bonds has no impact on the graph and therefore no such percentage is shown here.

● **What is the minimum share of investments in transitional and enabling activities?**

0%.



What is the minimum share of sustainable investments with an environmental objective that are not aligned with the EU Taxonomy?

The Sub-fund intends to make sustainable investments, measured as positive scores via Robeco's SDG Framework. Among those could be investments with environmental objectives that do not qualify as Taxonomy-aligned. The environmental objectives of the Sub-fund are attained by investing in companies that score positively on SDG 12 (Responsible consumption and production), SDG 13 (Climate action), SDG 14 (Life below water), and SDG 15 (Life on land) in Robeco's SDG Framework. While the sum of sustainable investments with an environmental objective and socially sustainable investments always adds up to the Sub-fund's minimum proportion of 40% sustainable investments, we do not commit to a minimum share of sustainable investments with an environmental objective because the Sub-fund's investment strategy does not have a specific environmental investment objective. Therefore, the minimum share of sustainable investments with an environmental objective is 0%.



What is the minimum share of socially sustainable investments?

The Sub-fund intends to make sustainable investments, measured as positive scores via Robeco's SDG Framework. Among those could be investments with social objectives. The social objectives of the Sub-fund are attained by investing in companies that score positively on SDG 1 (No poverty), SDG 2 (Zero hunger), SDG 3 (Good health and well-being), SDG 4 (Quality education), SDG 5 (Gender equality), SDG 6 (Clear water and sanitation), SDG 7 (Affordable and clean energy), SDG 8 (Decent work and economic growth), SDG 9 (Industry, innovation and infrastructure), SDG 10 (Reduced inequalities), SDG 11 (Sustainable cities and communities), SDG 16 (Peace, justice and strong institutions) and SDG 17 (Partnerships for the goals), in Robeco's SDG Framework. While the sum of socially sustainable investments and sustainable investments with an environmental objective always adds up to the Sub-fund's minimum proportion of 40% sustainable investments, we do not commit to a minimum share of socially sustainable investments because the Sub-fund's investment strategy does not have a specific socially sustainable investment objective. Therefore, the minimum share of socially sustainable investments is 0%.

are sustainable investments with an environmental objective that **do not take into account the criteria** for environmentally sustainable economic activities under the EU Taxonomy.



What investments are included under "#2 Other", what is their purpose and are there any minimum environmental or social safeguards?

The type of instruments included under "#2 Other" and their purpose are outlined in Annex I of this Prospectus under the header 'Financial instruments and investment restrictions'. They include cash, cash equivalents, as well as investment funds and eligible asset classes (other than bonds and equities) that do not specifically promote E/S characteristics. As indicated above, the Sub-fund does not make use of derivatives to attain the environmental or social characteristics promoted. The Sub-fund may make use of derivatives, which thus always fall under the category "#2 Other", for hedging, liquidity management and efficient portfolio management as well as investment purposes. Exchange traded and over-the-counter derivatives are permitted, including but not limited to futures, swaps, options and currency forwards. In case the Sub-fund uses derivatives, the underlying shall comply with the investment policy. Where relevant, minimum environmental or social safeguards are taken into account, by, for example, applying Robeco's Exclusion Policy for any single security derivative.



Is a specific index designated as a reference benchmark to determine whether this financial product is aligned with the environmental and/or social characteristics that it promotes?

Not applicable.

Reference benchmarks are indexes to measure whether the financial product attains the environmental or social characteristics that they promote.



Where can I find more product specific information online?

More product-specific information can be found on the website:

<https://www.robeco.com/en-int/products/funds>

- o Robeco's PAI Statement can be accessed via the following link:
<https://www.robeco.com/files/docm/docu-principal-adverse-impact-statement-summary-entity-level.pdf>
- o Robeco's Good Governance test can be accessed via the following link:
<https://www.robeco.com/files/docm/docu-robeco-good-governance-policy.pdf>
- o Robeco's SDG framework:
<https://www.robeco.com/docm/docu-robeco-explanation-sdg-framework.pdf>
- o Robeco's sustainability risk policy:
<https://www.robeco.com/files/docm/docu-robeco-sustainability-risk-policy.pdf>

d) Robeco Flexible Allocation

Pre-contractual disclosure for the financial products referred to in Article 8, paragraphs 1, 2 and 2a, of Regulation (EU) 2019/2088 and Article 6, first paragraph, of Regulation (EU) 2020/852

Product name: Robeco Flexible Allocation

Legal entity identifier: 213800K1HHD25EVUAK49

Environmental and/or social characteristics

Does this financial product have a sustainable investment objective?

Yes

No

It will make a minimum of **sustainable investments with an environmental objective:** ___%

in economic activities that qualify as environmentally sustainable under the EU Taxonomy

in economic activities that do not qualify as environmentally sustainable under the EU Taxonomy

It will make a minimum of **sustainable investments with a social objective:** ___%

It **promotes Environmental/Social (E/S) characteristics** and while it does not have as its objective a sustainable investment, it will have a minimum proportion of 0% of sustainable investments

with an environmental objective in economic activities that qualify as environmentally sustainable under the EU Taxonomy

with an environmental objective in economic activities that do not qualify as environmentally sustainable under the EU Taxonomy

with a social objective

It promotes E/S characteristics, but **will not make any sustainable investments**

Sustainable investment means an investment in an economic activity that contributes to an environmental or social objective, provided that the investment does not significantly harm any environmental or social objective and that the investee companies follow good governance practices.

The **EU Taxonomy** is a classification system laid down in Regulation (EU) 2020/852, establishing a list of **environmentally sustainable economic activities**. That Regulation does not include a list of socially sustainable economic activities. Sustainable investments with an environmental objective might be aligned with the Taxonomy or not.



Sustainability indicators measure how the environmental or social characteristics promoted by the financial product are attained.

What environmental and/or social characteristics are promoted by this financial product?

The Sub-fund has the following E/S characteristics for direct holdings in government bonds:

1. The Sub-fund promotes certain minimal environmental and social standards and therefore applies exclusion criteria with regards to products and business practices that Robeco believes are detrimental to society and incompatible with sustainable investment strategies, such as exposure to controversial behavior, controversial weapons, and fossil fuels. Robeco deems investing in government bonds (federal or local) of countries where serious violations of human rights or a collapse of the governance structure take place as unsustainable. In addition, Robeco will follow applicable sanctions of the UN, EU or US to which it is subject and follows any mandatory (investment) restrictions deriving therefrom.
2. The Sub-fund promotes investment in countries with minimum average scores on the Robeco Country Sustainability Ranking. The Robeco Country Sustainability Ranking incorporates around 50 ESG factors such as aging, corruption, social unrest, political risks and environmental risks.
3. The Sub-fund promotes investment in countries with policies and institutional frameworks to prevent and combat corruption.

The Sub-fund has the following E/S characteristics for direct holdings in corporate investments, i.e. equity or bonds:

1. The Sub-fund applies certain exclusion criteria with regards to products and business practices that Robeco believes are detrimental to society and incompatible with sustainable investment strategies, such as exposure to controversial behavior, controversial weapons, and fossil fuels.
2. The Sub-fund promotes adherence to and conducting business activities in accordance with: the United Nations Universal Declaration of Human Rights, the International Labor Organization's (ILO) labor standards, the United Nations Guiding Principles for Business and Human Rights (UNGPs), the United Nations Global Compact (UNGC) and the OECD Guidelines for Multinational Enterprises, by scrutinizing companies that violate these principles.
3. The Sub-fund limits investing in companies with an elevated sustainability risk based on ESG risk scores whereas all such investments require separate approval of a dedicated committee that oversees that all investments are substantiated and eligible based on a fundamental review on the sustainability risk.

There is no reference benchmark designated for the purpose of attaining the environmental or social characteristics promoted by the Sub-fund.

What sustainability indicators are used to measure the attainment of each of the environmental or social characteristics promoted by this financial product?

The Sub-fund has the following sustainability indicators:

The Sub-fund has the following sustainability indicators to measure the attainment of the E/S characteristics of the direct holdings in government bonds:

1. The % of investments in securities that are on the exclusion list as result of the application of Robeco's Exclusion Policy.
2. The average ESG score on Robeco's Country Sustainable Ranking.
3. The % of investments excluded based on the WGI Control of Corruption ranking.

The Sub-fund has the following sustainability indicators to measure the attainment of the E/S characteristics of the direct holdings in corporate investments, i.e. equity or bonds:

1. The % of investments in securities that are on the exclusion list as result of the application of Robeco's Exclusion Policy.

2. The number of companies that are in violation of the UNGPs or OECD Guidelines for Multinational Enterprises and hence are a part of the Enhanced Engagement program.
3. The % of holdings with an elevated sustainability risk profile.

● ***What are the objectives of the sustainable investments that the financial product partially intends to make and how does the sustainable investment contribute to such objectives?***

While the Sub-fund does not intend and commits to make investments considered as sustainable investments as defined under the SFDR Regulation (EU) 2019/2088, it may make such investments.

The sustainable investments aim to contribute to the UN Sustainable Development Goals ("SDGs"), that have both social and environmental objectives. These are 17 goals that are globally recognised and include environmental goals such as climate action, clean water, life on land and water and social goals such as zero hunger, gender equality, education, etc. Robeco has developed a proprietary framework based on the UN SDGs through which an issuer's contribution to such SDGs is determined through a 3-step process. This process starts with a sector baseline on which a company's products are analysed to examine contribution to the society and environment. Further, the operational processes involved in creating such products is checked along with any controversies/litigation claims and remediation actions taken which are perused before a final SDG score is determined. The final score ranges between high negative (-3) to high positive (+3) and only those issuers which achieve positive SDG scores (+1, +2 and +3) are regarded as Sustainable Investments.

● ***How do the sustainable investments that the financial product partially intends to make, not cause significant harm to any environmental or social sustainable investment objective?***

While the Sub-fund does not commit to make investments considered as sustainable investments as defined under the SFDR Regulation (EU) 2019/2088, it may make such investments.

The sustainable investments do no significant harm to any environmental or social sustainable investment objective by considering principal adverse impacts and aligning with the OECD Guidelines for Multinational Enterprises and the UN Guiding Principles on Business and Human Rights. In addition, sustainable investments score positively on Robeco's SDG Framework, and therefore do not cause significant harm.

How have the indicators for adverse impacts on sustainability factors been taken into account?

While the Sub-fund does not commit to make investments considered as sustainable investments as defined under the SFDR Regulation (EU) 2019/2088, it may make such investments.

Mandatory principal adverse impact indicators are considered through Robeco's SDG Framework, either directly or indirectly, when identifying sustainable investments for the Sub-fund. In addition, voluntary environmental and social indicators are taken into account, depending on their relevance for measuring impacts on the SDGs and the availability of data. A detailed description of the incorporation of principal adverse impacts is available via Robeco's Principal Adverse Impact Statement published on the Robeco website (<https://www.robeco.com/files/docm/docu-principal-adverse-impact-statement-summary-entity-level.pdf>). In this statement, Robeco sets out its approach to identifying and prioritizing principal adverse impacts, and how principal adverse impacts are considered as part of Robeco's investment due diligence process and procedures relating to research and analysis, exclusions and restrictions and/or voting and engagement. This description also explains how principal adverse impact indicators are considered by the SDG Framework.

How are the sustainable investments aligned with the OECD Guidelines for Multinational Enterprises and the UN Guiding Principles on Business and Human Rights? Details:

While the Sub-fund does not commit to make investments considered as sustainable investments as defined under the SFDR Regulation (EU) 2019/2088, it may make such investments.

The sustainable investments are aligned with the OECD Guidelines for Multinational Enterprises and the UN Guiding Principles on Business and Human Rights via both Robeco's Exclusion Policy and Robeco's SDG Framework.

Robeco's Exclusion Policy includes an explanation of how Robeco acts in accordance with the International Labor Organization (ILO) standards, United Nations Guiding Principles (UNGPs), United Nations Global Compact (UNGC) Principles and the Organization for Economic Co-operation and Development (OECD) Guidelines for Multinational Enterprises and is guided by these international treaties to assess the behavior of companies. Robeco continuously screens its investments for breaches of these principles. In case of a breach, the company will be excluded or engaged with, and is not considered a sustainable investment.

Robeco's SDG Framework screens for breaches on these principles in the final step of the framework. In this step, Robeco checks whether the company concerned has been involved in any controversies. Involvement in any controversy will result in a negative SDG score for the company, meaning it is not a sustainable investment.

The EU Taxonomy sets out a "do not significant harm" principle by which Taxonomy-aligned investments should not significantly harm EU Taxonomy objectives and is accompanied by specific EU criteria.

The "do no significant harm" principle applies only to those investments underlying the financial product that take into account the EU criteria for environmentally sustainable economic activities. The investments underlying the remaining portion of this financial product do not take into account the EU criteria for environmentally sustainable economic activities.

Any other sustainable investments must also not significantly harm any environmental or social objectives.



Does this financial product consider principal adverse impacts on sustainability factors?

Yes, _____

The Sub-fund considers principal adverse impacts on sustainability factors as referred to in Annex I of the SFDR Delegated Regulation for the direct line investments.

Pre-investment, the following principal adverse impacts on sustainability factors are considered:

- o Via the applied normative and activity-based exclusions, the following PAIs are considered:
 - Exposure to companies active in the fossil fuel sector (PAI 4, Table 1)
 - Violations of the UN Global Compact Principles and Organisation for Economic Cooperation and Development (OECD) Guidelines for Multinational Enterprises (PAI 10, Table 1)
 - Activities negatively affecting biodiversity-sensitive areas (PAI 7, Table 1). The consideration of this PAI is currently restricted to applying exclusions to palm oil producing companies and for

Principal adverse impacts are the most significant negative impacts of investment decisions on sustainability factors relating to environmental, social and employee matters, respect for human rights, anti-

corruption and anti-bribery matters.

any breaches to the UNGC, UNGP and OECD Guidelines for Multinational Enterprises in relation to biodiversity.

- Exposure to controversial weapons (anti-personnel mines, cluster munitions, chemical weapons (PAI 14, Table 1)

Post-investment, the following principal adverse impacts on sustainability factors are taken into account:

- o Via the application of the voting policy, the following PAIs are considered:
 - All indicators related to GHG emissions (PAI 1-6, Table 1)
 - Indicators related to social and employee matters (PAI 10-13, Table 1; PAI 5-8, Table 3)
- o Via Robeco's entity engagement program, the following PAIs are considered:
 - All indicators related to Climate and other environment-related indicators (PAI 1-13, Table 1)
 - Violations of the UN Global Compact Principles and Organisation for Economic Cooperation and Development (OECD) Guidelines for Multinational Enterprises (PAI 10, Table 1). On an ongoing basis, the investment universe is scanned for controversial behavior in relation to the aforementioned principles and guidelines.
 - In addition, based on a yearly review of Robeco's performance on all mandatory and selected voluntary indicators, holdings of the Sub-fund that cause adverse impact might be selected for engagement.

More information is available via Robeco's Principal Adverse Impact Statement, published on Robeco's website. The Sub-fund will periodically report how it has considered the principal adverse impacts of its investments in the Company's annual report, which will be made available each year on or before 30 April at the Sub-fund page highlighted in final section of this document.

No



What investment strategy does this financial product follow?

Robeco Flexible Allocation is an actively managed global multi asset fund. The aim of the Sub-fund is to achieve long term capital growth by taking global exposure to asset classes such as equities, bonds, deposits, Alternative Investments and/or other generally accepted asset classes. The Sub-fund applies a flexible allocation strategy, which means the Sub-fund's portfolio composition will be determined and adjusted based on market conditions. The strategy integrates sustainability indicators on a continuous basis as part of the direct line investments or underlying fund due diligence process. Amongst others, the Sub-fund applies norms-based and activity-based exclusions, Robeco's good governance policy, Robeco's SDG framework and considers Principal Adverse Impacts in the investment process, and considers those elements in the due diligence of external funds.

What are the binding elements of the investment strategy used to select the investments to attain each of the environmental or social characteristics promoted by this financial product?

The Sub-fund has the following binding elements for direct holdings in government bonds:

1. The Sub-fund's portfolio complies with Robeco's Exclusion Policy (<https://www.robeco.com/files/docm/docu-exclusion-policy.pdf>), based on certain exclusion criteria that Robeco believes are detrimental to society and incompatible with sustainable investment strategies, such as exposure to controversial behavior, controversial weapons, and fossil fuels. This means that the Sub-fund has 0% exposure to excluded securities, taking into account a grace period. Information with regards to the impact of the exclusions on the Sub-fund's universe can be found at <https://www.robeco.com/files/docm/docu-exclusion-list.pdf>.
2. The Sub-fund's investments have a minimum average ESG score of 6 on the Robeco Country Sustainability Ranking.

The investment strategy guides investment decisions based on factors such as investment objectives and risk tolerance.

3. The Sub-fund excludes sovereign bonds issued by the bottom 15% of the WGI Control of Corruption ranking.

The Sub-fund has the following binding elements for direct holdings in corporate investments, i.e. equity or bonds :

1. The Sub-fund's portfolio complies with Robeco's Exclusion Policy (<https://www.robeco.com/files/docm/docu-exclusion-policy.pdf>) that is based on certain exclusion criteria with regards to products (including controversial weapons, tobacco, palm oil, and fossil fuel) and business practices that Robeco believes are detrimental to society and incompatible with sustainable investment strategies, such as exposure to controversial behavior, controversial weapons, and fossil fuels. This means that the Sub-fund has 0% exposure to excluded securities, taking into account a grace period. Information with regards to the impact of the exclusions on the Sub-fund's universe can be found at <https://www.robeco.com/files/docm/docu-exclusion-list.pdf>.
2. The Sub-fund scrutinizes investment in companies that are in breach of the ILO standards, UNGPs, UNGC or OECD Guidelines for Multinational Enterprises. If a company in the portfolio breaches one of the international guidelines during the investment period, the company will become part of the Enhanced Engagement program.
3. Investments with an elevated sustainability risk are defined by Robeco as companies with an ESG Risk Rating of 40 and higher (the ESG Risk Rating is explained in the sustainability risk policy which can be accessed via <https://www.robeco.com/docm/docu-robeco-sustainability-risk-policy.pdf>). The Sub-fund is limited to a maximum exposure of 3% to investments with an elevated sustainability risk, based on the market weight in the portfolio taking into account regional differences and benchmark. Each investment with an ESG Risk rating of higher than 40 requires separate approval by a dedicated committee of sustainable investment specialists, compliance and risk management that oversees the bottom-up sustainability analysis.

● ***What is the committed minimum rate to reduce the scope of the investments considered prior to the application of that investment strategy?***

The Sub-fund does not commit to a minimum rate to reduce the scope of investments prior to the application of the investment strategy.

● ***What is the policy to assess good governance practices of the investee companies?***

Robeco has a Good Governance policy to assess governance practices of companies. The policy describes how Robeco determines if and when a company does not follow good governance practices and is therefore excluded from the initial investment universe for Article 8 and 9 products. Robeco's Good Governance policy applies to the Sub-fund and tests on a set of governance criteria that reflect widely recognized industry-established norms and include topics as employee relations, management structure, tax compliance and remuneration.

The Good Governance test consists of criteria on such topics that are examined for investee companies and further explained in Robeco's Good Governance policy <https://www.robeco.com/files/docm/docu-robeco-good-governance-policy.pdf>. Additionally, the companies that do not pass the good governance test are reflected in the exclusion list that can be accessed here - <https://www.robeco.com/files/docm/docu-exclusion-list.pdf>.

What is the asset allocation planned for this financial product?

At least 70% of the investments are aligned with the E/S characteristics of the Sub-fund. The Sub-fund does not plan to make sustainable investments, measured by either being positive scores via Robeco's SDG Framework or investments in green, social, sustainability or sustainability-linked bonds. The

Good governance practices include sound management structures, employee relations, remuneration of staff and tax compliance.



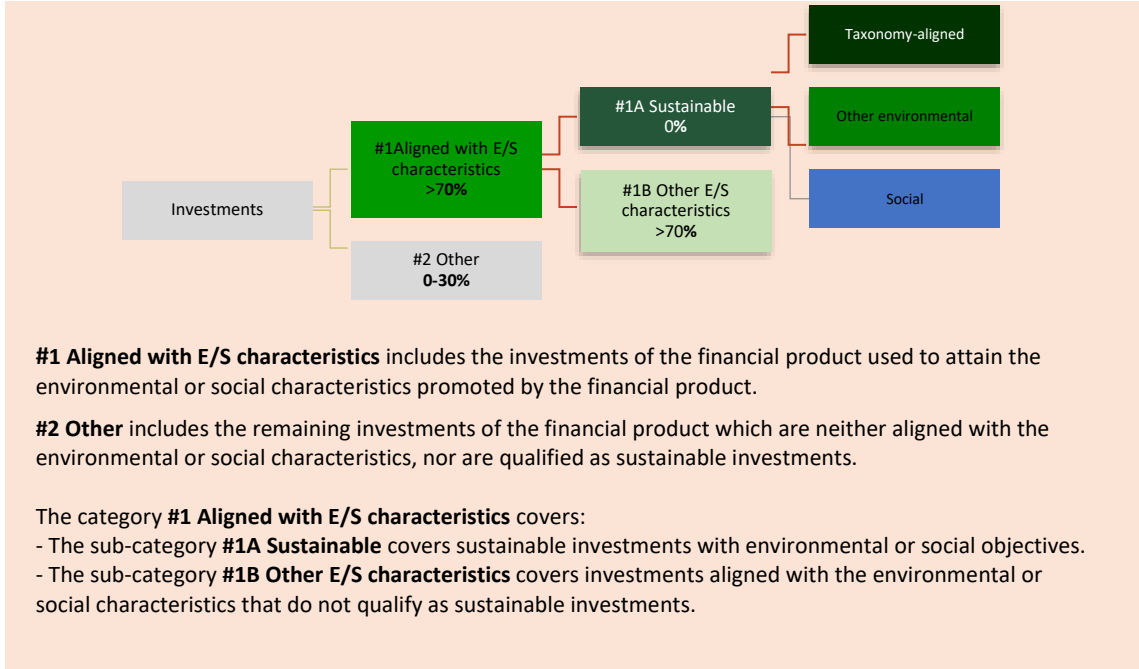
Asset allocation describes the share of

investments in specific assets.

Taxonomy-aligned activities are expressed as a share of:

- **turnover** reflecting the share of revenue from green activities of investee companies
- **capital expenditure** (CapEx) showing the green investments made by investee companies, e.g. for a transition to a green economy.
- **operational expenditure** (OpEx) reflecting green operational activities of investee companies.

investments in the category Other, estimated between 0-30%, are mostly in cash, cash equivalents and derivatives as further described below, as well as investment funds and eligible asset classes other than bonds and equities that do not specifically promote E/S characteristics. The planned asset allocation is monitored continuously, and evaluated on a yearly basis.



How does the use of derivatives attain the environmental or social characteristics promoted by the financial product?

The Sub-fund does not make use of derivatives to attain the environmental or social characteristics promoted by the financial product. The Sub-fund may make use of derivatives for hedging, liquidity management and efficient portfolio management as well as investment purposes in the global fixed income, money market, interest rates and currency markets. In case the Sub-fund uses derivatives, the underlying shall comply with the investment policy of the Sub-fund. Where relevant, minimum environmental or social safeguards are taken into account as described below.



To what minimum extent are sustainable investments with an environmental objective aligned with the EU Taxonomy?

0%. The Sub-fund does not intend to make Taxonomy-aligned investments. It cannot be excluded that among the Sub-fund's holdings certain investments are Taxonomy aligned. The Sub-fund will report on Taxonomy-aligned investment in the periodic disclosures. In the future, once data-availability in relation to the EU Taxonomy will improve, Robeco might consider setting a target based on turnover or CAPEX. Robeco currently relies on third-party data, including data in relation to companies that do not disclose on the EU Taxonomy alignment of their activities. EU Taxonomy-alignment data is not yet subject to a review by third parties. The Sub-fund only makes investments in equity and therefore it does not have sovereign exposures. The expected level of alignment with and without sovereign bonds is the same.

To comply with the EU Taxonomy, the criteria for **fossil gas** include limitations on emissions and switching to renewable power or low-carbon fuels by the end of 2035. For **nuclear energy**, the criteria include comprehensive safety and waste management rules.

Enabling activities directly enable other activities to make a substantial contribution to an environmental objective.

Transitional activities are activities for which low-carbon alternatives are not yet available and among others have greenhouse gas emission levels corresponding to the best performance.

 are sustainable investments with an environmental objective that **do not take into account the criteria** for environmentally sustainable economic activities under the EU Taxonomy.

● **Does the financial product invest in fossil gas and/or nuclear energy related activities that comply with the EU Taxonomy¹⁰⁷?**

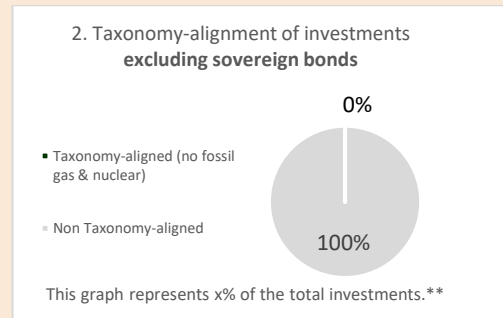
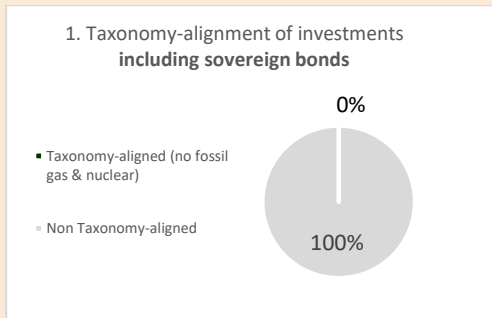
Yes

In fossil gas

In nuclear energy

No

The two graphs below show in green the minimum percentage of investments that are aligned with the EU Taxonomy. As there is no appropriate methodology to determine the Taxonomy-alignment of sovereign bonds, the first graph shows the Taxonomy alignment in relation to all the investments of the financial product including sovereign bonds, while the second graph shows the Taxonomy alignment only in relation to the investments of the financial product other than sovereign bonds.*



* For the purpose of these graphs, 'sovereign bonds' consist of all sovereign exposures

** As the investments are not Taxonomy-aligned, the exclusion of sovereign bonds has no impact on the graph and therefore no such percentage is shown here.

● **What is the minimum share of investments in transitional and enabling activities?**

0%.



What is the minimum share of sustainable investments with an environmental objective that are not aligned with the EU Taxonomy?

0%



What is the minimum share of socially sustainable investments?

0%

¹⁰⁷ Fossil gas and/or nuclear related activities will only comply with the EU Taxonomy where they contribute to limiting climate change ("climate change mitigation") and do not significantly harm any EU Taxonomy objective - see explanatory note in the left hand margin. The full criteria for fossil gas and nuclear energy economic activities that comply with the EU Taxonomy are laid down in Commission Delegated Regulation (EU) 2022/1214.



What investments are included under "#2 Other", what is their purpose and are there any minimum environmental or social safeguards?

The type of instruments included under "#2 Other" and their purpose are outlined in Annex I of this Prospectus under the header 'Financial instruments and investment restrictions'. They include cash, cash equivalents, as well as investment funds and eligible asset classes (other than bonds and equities) that do not specifically promote E/S characteristics. As indicated above, the Sub-fund does not make use of derivatives to attain the environmental or social characteristics promoted. The Sub-fund may make use of derivatives, which thus always fall under the category "#2 Other", for hedging, liquidity management and efficient portfolio management as well as investment purposes. Exchange traded and over-the-counter derivatives are permitted, including but not limited to futures, swaps, options and currency forwards. In case the Sub-fund uses derivatives, the underlying shall comply with the investment policy. Where relevant, minimum environmental or social safeguards are taken into account, by, for example, applying Robeco's Exclusion Policy for any single security derivative.



Is a specific index designated as a reference benchmark to determine whether this financial product is aligned with the environmental and/or social characteristics that it promotes?

Not applicable.

Reference benchmarks are indexes to measure whether the financial product attains the environmental or social characteristics that they promote.



Where can I find more product specific information online?

More product-specific information can be found on the website:

<https://www.robeco.com/en-int/products/funds>

- Robeco's PAI Statement can be accessed via the following link:
<https://www.robeco.com/files/docm/docu-principal-adverse-impact-statement-summary-entity-level.pdf>
- Robeco's Good Governance test can be accessed via the following link:
<https://www.robeco.com/files/docm/docu-robeco-good-governance-policy.pdf>
- Robeco's SDG framework:
<https://www.robeco.com/docm/docu-robeco-explanation-sdg-framework.pdf>
- Robeco's sustainability risk policy:
<https://www.robeco.com/files/docm/docu-robeco-sustainability-risk-policy.pdf>