



Asset
Management

Goldman Sachs Funds

SICAV Simplified Prospectus



An undertaking for collective investment organised under the laws of the Grand Duchy of Luxembourg (S.I.C.A.V.)

Goldman Sachs Asset Management International and affiliates

- Equity Portfolios
- Fixed Income Portfolios

Pursuant to an exemption from the United States Commodity Futures Trading Commission in connection with pools whose participants are limited to qualified eligible persons, an offering memorandum for this company is not required to be, and has not been, filed with the Commodity Futures Trading Commission. The Commodity Futures Trading Commission does not pass upon the merits of participating in a pool or upon the adequacy or accuracy of an offering memorandum. Consequently, the Commodity Futures Trading Commission has not reviewed or approved this offering or any offering memorandum for this company.

Investment on a different scale



1109

Table of Contents

	Page
Introduction.....	3
Equity Portfolios.....	5
Fixed Income Portfolios.....	57
General Information.....	73
Additional Information.....	78
Appendix I – Performance Data.....	80
Appendix II – Total Expense Ratio.....	98
Appendix III – Risk Considerations.....	108

Introduction

This Simplified Prospectus contains only key information relating to the Equity Portfolios and Fixed Income Portfolios of Goldman Sachs Funds, S.I.C.A.V., (the “Fund”) managed by Goldman Sachs Asset Management International and its affiliates (each a “Portfolio” and collectively, the “Portfolios”). Investors should note that further separate Simplified Prospectuses are also available which contain key information about the Specialist Portfolios and Money Market Portfolios, Global Managers Strategies Portfolios and Select Portfolios. Investors subscribing for Shares in the Portfolios described in this Simplified Prospectus must note that this document is a summary only and should not be relied on when considering an investment in a Portfolio. Investors should be aware that any subscription in Portfolios of the Fund will be subject to the terms of the full Prospectus dated November 2009 and the relevant Supplement dated November 2009. A reference in this Simplified Prospectus to the Prospectus should be interpreted as a reference to the Prospectus and to the Supplement entitled “Supplement I to the Prospectus – Equity Portfolios and Fixed Income Portfolios”. Words and terms defined in the Prospectus have the same meaning in this Simplified Prospectus.

The Fund is an open-ended umbrella investment company incorporated under the Laws of the Grand Duchy of Luxembourg as a “Société d’Investissement à Capital Variable” on 5 November 1992. The Fund is authorised by the Commission de Surveillance du Secteur Financier (CSSF) under Part I of the 2002 law on undertakings for collective investment.

Equity Portfolios

Global and Regional Equity Portfolios	Launched
Goldman Sachs Asia Portfolio	May 1994
Goldman Sachs Asia Equity Target Alpha Portfolio	N/a
Goldman Sachs Brazil Equity Portfolio	N/a
Goldman Sachs BRICs SM Portfolio	January 2006
Goldman Sachs BRICs SM Markets Portfolio	N/a
Goldman Sachs China Opportunity Portfolio	August 2009
Goldman Sachs Frontier Emerging Markets Equity Portfolio	N/a
Goldman Sachs Europe Concentrated Equity Portfolio	December 2003
Goldman Sachs Europe Portfolio	September 1996
Goldman Sachs Global Emerging Markets Equity Portfolio	December 1997
Goldman Sachs Global Emerging Markets Concentrated Equity Portfolio	June 2007
Goldman Sachs Global Equity Partners Portfolio*	February 2006
Goldman Sachs Global Equity Portfolio	December 1992
Goldman Sachs Japan Portfolio	April 1996
Goldman Sachs Japan Equity Target Alpha Portfolio	N/a
Goldman Sachs Japan Small Cap Portfolio	September 1997
Goldman Sachs Korea Equity Portfolio	N/a
Goldman Sachs India Equity Portfolio	March 2008
Goldman Sachs N11 Equity Portfolio	N/a
Goldman Sachs N11 Equity Index-Aligned Portfolio	N/a
Goldman Sachs Sustain Portfolio	September 2008
Goldman Sachs US Growth Equity Portfolio	November 1999
Goldman Sachs UK Equity Target Alpha Portfolio	N/a
Goldman Sachs US Value Equity Portfolio	February 2006
Goldman Sachs US Equity Portfolio**	February 2006

* Formerly known as the Goldman Sachs Global PCP Equity Portfolio.

** Formerly known as the Goldman Sachs US Blend Equity Portfolio

Global and Regional CORE SM Equity Portfolios	Launched
Goldman Sachs BRICs CORE SM Equity Portfolio	N/a
Goldman Sachs Emerging Markets CORE SM Equity Portfolio	August 2009
Goldman Sachs Euroland CORE SM Equity Portfolio	N/a
Goldman Sachs Europe CORE SM Equity Portfolio	October 1999
Goldman Sachs Europe CORE SM Equity Index Plus Portfolio	N/a
Goldman Sachs Global CORE SM Equity Portfolio	October 2004
Goldman Sachs Global CORE SM Equity Index Plus Portfolio	N/a
Goldman Sachs Global Enhanced CORE SM Equity Portfolio	N/a
Goldman Sachs Global Small Cap CORE SM Equity Portfolio	August 2006
Goldman Sachs Japan CORE SM Equity Portfolio	December 2005
Goldman Sachs Japan CORE SM Equity Index Plus Portfolio	N/a
Goldman Sachs Oil and Gas CORE SM Equity Index Plus Portfolio	N/a
Goldman Sachs US CORE SM Equity Portfolio	November 1996
Goldman Sachs US CORE SM Equity Index Plus Portfolio	N/a
Goldman Sachs US Small Cap CORE SM Equity Portfolio	December 2005

Sector Equity Portfolios	Launched
Goldman Sachs Global Infrastructure Portfolio	N/a

Fixed Income Portfolios

Fixed Income Portfolios	Launched
Goldman Sachs Euro Fixed Income Portfolio	March 1999
Goldman Sachs Global Credit Portfolio (Hedged)	January 2006
Goldman Sachs Global Emerging Markets Debt Portfolio	May 2000
Goldman Sachs Global Emerging Markets Debt Local Portfolio	June 2007
Goldman Sachs Global High Yield Portfolio	January 1998
Goldman Sachs Global Fixed Income Portfolio (Hedged)	December 2001
Goldman Sachs Global Fixed Income Portfolio	February 1993*
Goldman Sachs Global Inflation-Linked Fixed Income Portfolio (Hedged)	N/a
Goldman Sachs Global Quantitative Fixed Income Portfolio (Hedged)	N/a
Goldman Sachs Specialised Fixed Income Portfolio	November 2007
Goldman Sachs Sterling Broad Fixed Income Portfolio	December 2001
Goldman Sachs Sterling Credit Portfolio	December 2008
Goldman Sachs US Fixed Income Portfolio	July 1998
Goldman Sachs US Mortgage Backed Securities Portfolio	September 2002
Goldman Sachs US Credit Portfolio	N/a

*The net assets of the Global Fixed Income Portfolio were transferred to the Goldman Sachs Funds in December 1998 as a result of a merger between Goldman Sachs Funds and Goldman Sachs Bond Funds.

Global and Regional CORESM Equity Portfolios utilise the CORESM ("Computer Optimised, Research Enhanced") Strategy, a multi-factor proprietary model developed by Goldman Sachs which aims to forecast returns on securities. Security combinations are calculated to aim to construct the most efficient risk/return portfolio given the model's forecast of return and risk relative to each CORESM Portfolio benchmark.

IMPORTANT NOTICE: Potential investors are advised to read the full Prospectus and relevant Supplement, as amended from time to time together with the latest annual or semi-annual report before making an investment decision. The rights and duties of the investor as well as the legal relationship with the Fund are set out in the Prospectus. For more information, including the full Prospectus and relevant Supplement, please contact your sales representative or our European Shareholder Services Group, details of which are provided on page 79. Investors have the possibility to ask for any information about the Fund and the creation of additional Share Classes at the registered office of the Fund.

Equity Portfolios

Investment Objectives

The investment objective of each Equity Portfolio is long-term capital appreciation through investing in any Permitted Investments.

Investment Policies

Each Equity Portfolio listed in this Simplified Prospectus, will, under normal market conditions, invest at least two thirds of its assets (excluding cash and cash-equivalents) in equity and/or equity related Transferable Securities, which includes common stock, preferred stock, warrants and other rights to acquire stock, American Depository Receipts (“ADRs”), European Depository Receipts (“EDRs”) and Global Depository Receipts (“GDRs”) and not more than one third of its assets in convertible securities, bonds (with or without warrants), Money Market Instruments and non-equity related Permitted Funds. Under normal market conditions, each Equity Portfolio will invest its assets (excluding cash and cash-equivalents) primarily in the securities of issuers domiciled in the country/region, active in the sector and/or with the market capitalization referred to in the Portfolio’s name and Investment Objective. **Accordingly, investors should be aware that an Equity Portfolio may not invest all of its assets in issuers domiciled in the country/region, active in the sector and/or with the market capitalization referred to in its name or Investment Objective nor in each of the countries comprising a region or listed in its Investment Objective.** Securities of issuers domiciled in a country/region or active in a sector include those issuers deriving the predominant proportion of their revenues or profits from such country/region and/or sector.

Subject to the terms of the Prospectus (and, in particular, Appendices A and B) and any Supplement, these Portfolios may engage in transactions in financial derivative instruments, including, amongst others, contracts for difference and total return swaps, as part of their general investment policy and/or for hedging purposes (with the exception of the Goldman Sachs Global CORESM Equity Portfolio, which does not invest in derivatives other than for the purposes of hedging and for efficient portfolio management). Please see Appendix B – “Special Investment Techniques” together with any “Risk Considerations” discussed in the Prospectus and relevant Supplement. A summary of the risk factors are outlined in Appendix III of this Simplified Prospectus.

As part of an Equity Portfolio’s overall investment policy, and as part of the range of Permitted Investments which may be utilised to generate exposure to equity markets, an Equity Portfolio may invest in units or shares of equity related Permitted Funds, including Permitted Funds managed by Goldman Sachs; however, none of the Equity Portfolios will invest more than 10% of its net assets in Permitted Funds.

The tables below set out the specific Investment Objective and Share Classes of each Equity Portfolio of the Fund. For further details on charge and investment minimums, please refer to the “General Information” Section.

Global and Regional Equity Portfolios

Goldman Sachs Asia Portfolio	Base Currency – USD					
Investment Objective:	Goldman Sachs Asia Portfolio will invest in securities of Asian companies (excluding Japan).					
Additional Note:	Please be aware that the above Investment Objective is subject to the qualifications set out under “Investment Policies” on page 5.					
	Share Class Currency	Sales Charge	Management Fee	Distribution Fee	Operating Expenses	Minimum Investment
Base	USD	Up to 5.5 %	1.50 %	Nil	0.40 %	USD 5,000
Base (Acc.)	USD	Up to 5.5 %	1.50 %	Nil	0.40 %	USD 5,000
Other Currency Shares	GBP	Up to 5.5 %	1.50 %	Nil	0.40 %	GBP 3,000
Other Currency Shares (Acc.)	GBP	Up to 5.5 %	1.50 %	Nil	0.40 %	GBP 3,000
Other Currency Shares	SGD	Up to 5.5 %	1.50 %	Nil	0.40 %	SGD 5,000
Other Currency Shares (Acc.)	SGD	Up to 5.5 %	1.50 %	Nil	0.40 %	SGD 5,000
Class A Shares	USD	Up to 4 %	1.50 %	Up to 0.50 %	0.40 %	USD 1,500

Goldman Sachs Funds SICAV

Class B Shares	USD	Nil	1.50 %	Up to 0.50 %	0.40 %	USD 1,500
Class E Shares	EUR	Up to 4 %	1.50 %	Up to 1.00 %	0.40 %	EUR 1,500
Class E Shares (Acc.)	EUR	Up to 4 %	1.50 %	Up to 1.00 %	0.40 %	EUR 1,500
Class P Shares	USD	Nil	Up to 1.25 %	Nil	Variable	USD 50,000
Class P Shares (Acc.)	USD	Nil	Up to 1.25 %	Nil	Variable	USD 50,000
Class P Shares (EUR)	EUR	Nil	Up to 1.25 %	Nil	Variable	EUR 50,000
Class P Shares (Acc.) (EUR)	EUR	Nil	Up to 1.25 %	Nil	Variable	EUR 50,000
Class P Shares (SGD)	SGD	Nil	Up to 1.25 %	Nil	Variable	SGD 50,000
Class P Shares (Acc.) (SGD)	SGD	Nil	Up to 1.25 %	Nil	Variable	SGD 50,000
Class I Shares	USD	Nil	0.75 %	Nil	Variable	USD 1m
Class I Shares (Acc.)	USD	Nil	0.75 %	Nil	Variable	USD 1m
Class I Shares (Acc.) (EUR)	EUR	Nil	0.75 %	Nil	Variable	EUR 1m
Class I Shares (GBP)	GBP	Nil	0.75 %	Nil	Variable	GBP 1m
Class I Shares (Acc.) (GBP)	GBP	Nil	0.75 %	Nil	Variable	GBP 1m
Class I Shares (SGD)	SGD	Nil	0.75%	Nil	Variable	SGD 1m
Class I Shares (Acc.) (SGD)	SGD	Nil	0.75%	Nil	Variable	SGD 1m
Class IX Shares	USD	Nil	0.75 %	Nil	Variable	USD 5m
Class IO Shares	USD	Nil	N/a	Nil	Variable	On application
Class IO Shares (Acc.)	USD	Nil	N/a	Nil	Variable	On application
Class IO Shares (GBP)	GBP	Nil	N/a	Nil	Variable	On application
Class IO Shares (Acc.) (GBP)	GBP	Nil	N/a	Nil	Variable	On application
Class IXO Shares	USD	Nil	N/a	Nil	Variable	On application

Goldman Sachs Asia Equity Target Alpha Portfolio	Base Currency – USD					
Investment Objective:	Goldman Sachs Asia Equity Target Alpha Portfolio will invest in securities of Asian companies (excluding Japan) and will typically invest in fewer than 50 companies.					
Additional Note:	Please be aware that the above Investment Objective is subject to the qualifications set out under “Investment Policies” on page 5.					
	Share Class Currency	Sales Charge	Management Fee	Distribution Fee	Operating Expenses	Minimum Investment
Base	USD	Up to 5.5 %	1.75 %	Nil	0.40 %	USD 5,000
Base (Acc.)	USD	Up to 5.5 %	1.75 %	Nil	0.40 %	USD 5,000
Other Currency Shares	EUR	Up to 5.5 %	1.75 %	Nil	0.40 %	EUR 5,000
Other Currency Shares (Acc.)	EUR	Up to 5.5 %	1.75 %	Nil	0.40 %	EUR 5,000
Other Currency Shares	GBP	Up to 5.5 %	1.75 %	Nil	0.40 %	GBP 3,000
Other Currency Shares (Acc.)	GBP	Up to 5.5 %	1.75 %	Nil	0.40 %	GBP 3,000
Other Currency Shares	SGD	Up to 5.5 %	1.75 %	Nil	0.40 %	SGD 5,000
Other Currency Shares (Acc.)	SGD	Up to 5.5 %	1.75 %	Nil	0.40 %	SGD 5,000
Class A Shares	USD	Up to 4 %	1.75 %	Up to 0.50 %	0.40 %	USD 1,500
Class B Shares	USD	Nil	1.75 %	Up to 0.50 %	0.40 %	USD 1,500
Class E Shares (Acc.)	EUR	Up to 4 %	1.75 %	Up to 1.00 %	0.40 %	EUR 1,500
Class P Shares	USD	Nil	Up to 1.50 %	Nil	Variable	USD 50,000
Class P Shares (Acc.)	USD	Nil	Up to 1.50 %	Nil	Variable	USD 50,000

Goldman Sachs Funds SICAV

Class P Shares (EUR)	EUR	Nil	Up to 1.50 %	Nil	Variable	EUR 50,000
Class P Shares (Acc.) (EUR)	EUR	Nil	Up to 1.50 %	Nil	Variable	EUR 50,000
Class P Shares (SGD)	SGD	Nil	Up to 1.50 %	Nil	Variable	SGD 50,000
Class P Shares (Acc.) (SGD)	SGD	Nil	Up to 1.50 %	Nil	Variable	SGD 50,000
Class I Shares	USD	Nil	Up to 1.00 %	Nil	Variable	USD 1m
Class I Shares (Acc.)	USD	Nil	Up to 1.00 %	Nil	Variable	USD 1m
Class I Shares (GBP)	GBP	Nil	Up to 1.00 %	Nil	Variable	GBP 1m
Class I Shares (Acc.) (GBP)	GBP	Nil	Up to 1.00 %	Nil	Variable	GBP 1m
Class I Shares (Acc.) (EUR)	EUR	Nil	Up to 1.00 %	Nil	Variable	EUR 1m
Class I Shares (SGD)	SGD	Nil	Up to 1.00%	Nil	Variable	SGD 1m
Class I Shares (Acc.) (SGD)	SGD	Nil	Up to 1.00%	Nil	Variable	SGD 1m
Class IX Shares	USD	Nil	Up to 1.00%	Nil	Variable	USD 5m
Class IO Shares	USD	Nil	N/a	Nil	Variable	On application
Class IO Shares (Acc.)	USD	Nil	N/a	Nil	Variable	On application
Class IO Shares (GBP)	GBP	Nil	N/a	Nil	Variable	On application
Class IO Shares (Acc.) (GBP)	GBP	Nil	N/a	Nil	Variable	On application
Class IXO Shares	USD	Nil	N/a	Nil	Variable	On application

Goldman Sachs Brazil Equity Portfolio	Base Currency – USD					
Investment Objective:	Goldman Sachs Brazil Equity Portfolio will invest in securities of Brazilian companies.					
Additional Note:	Please be aware that the above Investment Objective is subject to the qualifications set out under “Investment Policies” on page 5.					
	Share Class Currency	Sales Charge	Management Fee	Distribution Fee	Operating Expenses	Minimum Investment
Base	USD	Up to 5.5 %	Up to 2.00 %	Nil	0.40 %	USD 5,000
Base (Acc.)	USD	Up to 5.5 %	Up to 2.00 %	Nil	0.40 %	USD 5,000
Other Currency Shares	EUR	Up to 5.5 %	Up to 2.00 %	Nil	0.40 %	EUR 5,000
Other Currency Shares (Acc.)	EUR	Up to 5.5 %	Up to 2.00 %	Nil	0.40 %	EUR 5,000
Other Currency Shares	GBP	Up to 5.5 %	Up to 2.00 %	Nil	0.40 %	GBP 3,000
Other Currency Shares (Acc.)	GBP	Up to 5.5 %	Up to 2.00 %	Nil	0.40 %	GBP 3,000
Other Currency Shares	SGD	Up to 5.5 %	Up to 2.00 %	Nil	0.40 %	SGD 5,000
Other Currency Shares (Acc.)	SGD	Up to 5.5 %	Up to 2.00 %	Nil	0.40 %	SGD 5,000
Class A Shares	USD	Up to 4 %	Up to 2.00 %	Up to 0.50 %	0.40 %	USD 1,500
Class A Shares (Acc.)	USD	Up to 4 %	Up to 2.00 %	Up to 0.50 %	0.40 %	USD 1,500
Class E Shares	EUR	Up to 4 %	Up to 2.00 %	Up to 1 %	0.40 %	EUR 1,500
Class E Shares (Acc.)	EUR	Up to 4 %	Up to 2.00 %	Up to 1 %	0.40 %	EUR 1,500
Class P Shares	USD	Nil	Up to 1.50 %	Nil	Variable	USD 50,000
Class P Shares (Acc.)	USD	Nil	Up to 1.50 %	Nil	Variable	USD 50,000
Class P Shares (EUR)	EUR	Nil	Up to 1.50 %	Nil	Variable	EUR 50,000
Class P Shares (Acc.) (EUR)	EUR	Nil	Up to 1.50 %	Nil	Variable	EUR 50,000
Class P Shares (SGD)	SGD	Nil	Up to 1.50 %	Nil	Variable	SGD 50,000
Class P Shares (Acc.) (SGD)	SGD	Nil	Up to 1.50 %	Nil	Variable	SGD 50,000
Class I Shares (USD)	USD	Nil	Up to 1.00 %	Nil	Variable	USD 1m
Class I Shares (Acc.) (USD)	USD	Nil	Up to 1.00 %	Nil	Variable	USD 1m

Goldman Sachs Funds SICAV

Class I Shares (EUR)	EUR	Nil	Up to 1.00 %	Nil	Variable	EUR 1m
Class I Shares (Acc.) (EUR)	EUR	Nil	Up to 1.00 %	Nil	Variable	EUR 1m
Class I Shares (GBP)	GBP	Nil	Up to 1.00 %	Nil	Variable	GBP 1m
Class I Shares (Acc.) (GBP)	GBP	Nil	Up to 1.00 %	Nil	Variable	GBP 1m
Class I Shares (SGD)	SGD	Nil	Up to 1.00%	Nil	Variable	SGD 1m
Class I Shares (Acc.) (SGD)	SGD	Nil	Up to 1.00%	Nil	Variable	SGD 1m
Class IX Shares	USD	Nil	Up to 1.00 %	Nil	Variable	USD 5m
Class IO Shares	USD	Nil	N/a	Nil	Variable	On application
Class IO Shares (Acc.)	USD	Nil	N/a	Nil	Variable	On application
Class IO Shares (GBP)	GBP	Nil	N/a	Nil	Variable	On application
Class IO Shares (Acc.) (GBP)	GBP	Nil	N/a	Nil	Variable	On application
Class IXO Shares	USD	Nil	N/a	Nil	Variable	On application

Goldman Sachs BRICsSM Portfolio	Base Currency – USD					
Investment Objective:	Goldman Sachs BRICs SM Portfolio will invest in securities of Brazilian, Russian, Indian and Chinese companies.					
Additional Note:	Please be aware that the above Investment Objective is subject to the qualifications set out under “Investment Policies” on page 5.					
	Share Class Currency	Sales Charge	Management Fee	Distribution Fee	Fixed Operating Expenses	Minimum Investment
Base	USD	Up to 5.5 %	1.75 %	Nil	0.40 %	USD 5,000
Base (Acc.)	USD	Up to 5.5 %	1.75 %	Nil	0.40 %	USD 5,000
Base (EUR-hedged)	EUR	Up to 5.5 %	1.75 %	Nil	0.40 %	EUR 5,000
Base (Acc.) (EUR-hedged)	EUR	Up to 5.5 %	1.75 %	Nil	0.40 %	EUR 5,000
Other Currency Shares	GBP	Up to 5.5 %	1.75 %	Nil	0.40 %	GBP 3,000
Other Currency Shares (Acc.)	GBP	Up to 5.5 %	1.75 %	Nil	0.40 %	GBP 3,000
Other Currency Shares	SGD	Up to 5.5 %	1.75 %	Nil	0.40 %	SGD 5,000
Other Currency Shares (Acc.)	SGD	Up to 5.5 %	1.75 %	Nil	0.40 %	SGD 5,000
Class A Shares	USD	Up to 4 %	1.75 %	Up to 0.50 %	0.40 %	USD 1,500
Class B Shares	USD	Nil	1.75 %	Up to 0.50 %	0.40 %	USD 1,500
Class E Shares	EUR	Up to 4 %	1.75 %	Up to 1.00 %	0.40 %	EUR 1,500
Class E Shares (Acc.)	EUR	Up to 4 %	1.75 %	Up to 1.00 %	0.40 %	EUR 1,500
Class P Shares	USD	Nil	Up to 1.50 %	Nil	Variable	USD 50,000
Class P Shares (Acc.)	USD	Nil	Up to 1.50 %	Nil	Variable	USD 50,000
Class P Shares (EUR)	EUR	Nil	Up to 1.50 %	Nil	Variable	EUR 50,000
Class P Shares (Acc.) (EUR)	EUR	Nil	Up to 1.50 %	Nil	Variable	EUR 50,000
Class P Shares (SGD)	SGD	Nil	Up to 1.50 %	Nil	Variable	SGD 50,000
Class P Shares (Acc.) (SGD)	SGD	Nil	Up to 1.50 %	Nil	Variable	SGD 50,000
Class I Shares	USD	Nil	1.00 %	Nil	Variable	USD 1m
Class I Shares (Acc.)	USD	Nil	1.00 %	Nil	Variable	USD 1m
Class I Shares (EUR)	EUR	Nil	1.00 %	Nil	Variable	EUR 1m
Class I Shares (Acc.) (EUR)	EUR	Nil	1.00 %	Nil	Variable	EUR 1m
Class I Shares (GBP)	GBP	Nil	1.00 %	Nil	Variable	GBP 1m
Class I Shares (Acc.) (GBP)	GBP	Nil	1.00 %	Nil	Variable	GBP 1m

Goldman Sachs Funds SICAV

Class I Shares (SGD)	SGD	Nil	1.00%	Nil	Variable	SGD 1m
Class I Shares (Acc.) (SGD)	SGD	Nil	1.00%	Nil	Variable	SGD 1m
Class IX Shares	USD	Nil	1.00 %	Nil	Variable	USD 5m
Class IO Shares	USD	Nil	N/a	Nil	Variable	On application
Class IO Shares (Acc.)	USD	Nil	N/a	Nil	Variable	On application
Class IO Shares (GBP)	GBP	Nil	N/a	Nil	Variable	On application
Class IO shares (Acc.) (GBP)	GBP	Nil	N/a	Nil	Variable	On application
Class IXO Shares	USD	Nil	N/a	Nil	Variable	On application

Goldman Sachs BRICsSM Markets Portfolio	Base Currency – USD					
Investment Objective:	Goldman Sachs BRICs SM Markets Portfolio will invest in securities of Brazilian, Russian, Indian and Chinese companies.					
Additional Notes:	Please be aware that the above Investment Objective is subject to the qualifications set out under "Investment Policies" on page 5. The Investment Adviser does not envisage using financial derivative instruments which are traded over the counter, but may use financial derivative instruments which are listed on recognised exchanges for the purposes of achieving the investment policy, hedging and/or for efficient portfolio management.					
	Share Class Currency	Sales Charge	Management Fee	Distribution Fee	Fixed Operating Expenses	Minimum Investment
Base	USD	Up to 5.5 %	Up to 2.00 %	Nil	0.40 %	USD 5,000
Base (Acc.)	USD	Up to 5.5 %	Up to 2.00 %	Nil	0.40 %	USD 5,000
Other Currency Shares	INR	Up to 5.5 %	Up to 2.00 %	Nil	0.40 %	INR 200,000
Other Currency Shares (Acc.)	INR	Up to 5.5 %	Up to 2.00 %	Nil	0.40 %	INR 200,000
Class I Shares	USD	Nil	Up to 1.50 %	Nil	Variable	USD 1m
Class I Shares (Acc.)	USD	Nil	Up to 1.50 %	Nil	Variable	USD 1m
Class I Shares (INR)	INR	Nil	Up to 1.50 %	Nil	Variable	INR 40m
Class I Shares (Acc.) (INR)	INR	Nil	Up to 1.50 %	Nil	Variable	INR 40m
Class IX Shares	USD	Nil	Up to 1.50 %	Nil	Variable	USD 5m
Class II Shares	USD	Nil	Up to 2.00 %	Nil	Variable	USD 5,000
Class II Shares (Acc.)	USD	Nil	Up to 2.00 %	Nil	Variable	USD 5,000
Class IO Shares	USD	Nil	N/a	Nil	Variable	On application
Class IO Shares (Acc.)	USD	Nil	N/a	Nil	Variable	On application
Class IO Shares (INR)	INR	Nil	N/a	Nil	Variable	On application
Class IO Shares (Acc.) (INR)	INR	Nil	N/a	Nil	Variable	On application
Class IXO Shares	USD	Nil	N/a	Nil	Variable	On application

Goldman Sachs China Opportunity Portfolio	Base Currency – USD					
Investment Objective:	Goldman Sachs China Opportunity Portfolio will invest in securities of Chinese companies (companies listed in Hong Kong and generally regarded by the market as being "red chip companies" shall be deemed to be Chinese companies).					
Additional Note:	Please be aware that the above Investment Objective is subject to the qualifications set out under "Investment Policies" on page 5. Investors should note that Section 4.10 - "Uncertain Tax Positions" in the Prospectus may be of particular relevance for, and should therefore be taken into consideration when investing in, the Goldman Sachs China Opportunity Portfolio as the interpretation and applicability of the tax law and regulations of the People's Republic of China as they impact the Goldman Sachs China Opportunity Portfolio are not transparent or certain.					
	Share Class Currency	Sales Charge	Management Fee	Distribution Fee	Operating Expenses	Minimum Investment

Goldman Sachs Funds SICAV

Base	USD	Up to 5.5 %	Up to 1.75 %	Nil	0.40 %	USD 5,000
Base (Acc.)	USD	Up to 5.5 %	Up to 1.75 %	Nil	0.40 %	USD 5,000
Other Currency Shares	EUR	Up to 5.5 %	Up to 1.75 %	Nil	0.40 %	EUR 5,000
Other Currency Shares (Acc.)	EUR	Up to 5.5 %	Up to 1.75 %	Nil	0.40 %	EUR 5,000
Other Currency Shares	GBP	Up to 5.5 %	Up to 1.75 %	Nil	0.40 %	GBP 3,000
Other Currency Shares (Acc.)	GBP	Up to 5.5 %	Up to 1.75 %	Nil	0.40 %	GBP 3,000
Other Currency Shares	SGD	Up to 5.5 %	Up to 1.75 %	Nil	0.40 %	SGD 5,000
Other Currency Shares (Acc.)	SGD	Up to 5.5 %	Up to 1.75 %	Nil	0.40 %	SGD 5,000
Other Currency Shares	JPY	Up to 5.5 %	Up to 1.75 %	Nil	0.40 %	JPY 500,000
Other Currency Shares (Acc.)	JPY	Up to 5.5 %	Up to 1.75 %	Nil	0.40 %	JPY 500,000
Class A Shares	USD	Up to 4 %	Up to 1.75 %	Up to 0.50 %	0.40 %	USD 1,500
Class A Shares (Acc.)	USD	Up to 4 %	Up to 1.75 %	Up to 0.50 %	0.40 %	USD 1,500
Class E Shares	EUR	Up to 4 %	Up to 1.75 %	Up to 1 %	0.40 %	EUR 1,500
Class E Shares (Acc.)	EUR	Up to 4 %	Up to 1.75 %	Up to 1 %	0.40 %	EUR 1,500
Class P Shares	USD	Nil	Up to 1.50 %	Nil	Variable	USD 50,000
Class P Shares (Acc.)	USD	Nil	Up to 1.50 %	Nil	Variable	USD 50,000
Class P Shares (EUR)	EUR	Nil	Up to 1.50 %	Nil	Variable	EUR 50,000
Class P Shares (Acc.) (EUR)	EUR	Nil	Up to 1.50 %	Nil	Variable	EUR 50,000
Class P Shares (SGD)	SGD	Nil	Up to 1.50 %	Nil	Variable	SGD 50,000
Class P Shares (Acc.) (SGD)	SGD	Nil	Up to 1.50 %	Nil	Variable	SGD 50,000
Class I Shares (USD)	USD	Nil	Up to 1.00 %	Nil	Variable	USD 1m
Class I Shares (Acc.) (USD)	USD	Nil	Up to 1.00 %	Nil	Variable	USD 1m
Class I Shares (EUR)	EUR	Nil	Up to 1.00 %	Nil	Variable	EUR 1m
Class I Shares (Acc.) (EUR)	EUR	Nil	Up to 1.00 %	Nil	Variable	EUR 1m
Class I Shares (GBP)	GBP	Nil	Up to 1.00 %	Nil	Variable	GBP 1m
Class I Shares (Acc.) (GBP)	GBP	Nil	Up to 1.00 %	Nil	Variable	GBP 1m
Class I Shares (SGD)	SGD	Nil	Up to 1.00%	Nil	Variable	SGD 1m
Class I Shares (Acc.) (SGD)	SGD	Nil	Up to 1.00%	Nil	Variable	SGD 1m
Class I Shares (JPY)	JPY	Nil	Up to 1.00%	Nil	Variable	JPY 100m
Class I Shares (Acc.) (JPY)	JPY	Nil	Up to 1.00%	Nil	Variable	JPY 100m
Class IX Shares	USD	Nil	Up to 1.00%	Nil	Variable	USD 5m
Class IO Shares	USD	Nil	N/a	Nil	Variable	On application
Class IO Shares (Acc.)	USD	Nil	N/a	Nil	Variable	On application
Class IO Shares (GBP)	GBP	Nil	N/a	Nil	Variable	On application
Class IO Shares (Acc.) (GBP)	GBP	Nil	N/a	Nil	Variable	On application
Class IO Shares (JPY)	JPY	Nil	N/a	Nil	Variable	On application
Class IO Shares (Acc.) (JPY)	JPY	Nil	N/a	Nil	Variable	On application
Class IXO Shares	USD	Nil	N/a	Nil	Variable	On application

Goldman Sachs Europe Concentrated Equity Portfolio	Base Currency – EUR
Investment Objective:	Goldman Sachs Europe Concentrated Equity Portfolio will invest in securities of European companies and will typically invest in fewer than 50 companies.
Additional Note:	Please be aware that the above Investment Objective is subject to the qualifications set out under “Investment

Goldman Sachs Funds SICAV

	Policies" on page 5.					
	Share Class Currency	Sales Charge	Management Fee	Distribution Fee	Fixed Operating Expenses	Minimum Investment
Base	EUR	Up to 5.5 %	1.75 %	Nil	0.40 %	EUR 5,000
Base (Acc.)	EUR	Up to 5.5 %	1.75 %	Nil	0.40 %	EUR 5,000
Other Currency Shares	GBP	Up to 5.5 %	1.75 %	Nil	0.40 %	GBP 3,000
Other Currency Shares (Acc.)	GBP	Up to 5.5 %	1.75 %	Nil	0.40 %	GBP 3,000
Other Currency Shares	SGD	Up to 5.5 %	1.75 %	Nil	0.40 %	SGD 5,000
Other Currency Shares (Acc.)	SGD	Up to 5.5 %	1.75 %	Nil	0.40 %	SGD 5,000
Class A Shares	USD	Up to 4 %	1.75 %	Up to 0.50 %	0.40 %	USD 1,500
Class A Shares (Acc.)	USD	Up to 4 %	1.75 %	Up to 0.50 %	0.40 %	USD 1,500
Class B Shares	USD	Nil	1.75 %	Up to 0.50 %	0.40 %	USD 1,500
Class E Shares	EUR	Up to 4 %	1.75 %	Up to 1.00 %	0.40 %	EUR 1,500
Class E Shares (Acc.)	EUR	Up to 4 %	1.75 %	Up to 1.00 %	0.40 %	EUR 1,500
Class P Shares	EUR	Up to 5.5 %	Up to 1.50 %	Nil	Variable	EUR 50,000
Class P Shares (Acc.)	EUR	Up to 5.5 %	Up to 1.50 %	Nil	Variable	EUR 50,000
Class P Shares (SGD)	SGD	Up to 5.5 %	Up to 1.50 %	Nil	Variable	SGD 50,000
Class P Shares (Acc.) (SGD)	SGD	Up to 5.5 %	Up to 1.50 %	Nil	Variable	SGD 50,000
Class I Shares	EUR	Nil	1.00 %	Nil	Variable	EUR 1m
Class I Shares (Acc.)	EUR	Nil	1.00 %	Nil	Variable	EUR 1m
Class I Shares GBP	GBP	Nil	1.00 %	Nil	Variable	GBP 1m
Class I Shares (Acc.) (GBP)	GBP	Nil	1.00 %	Nil	Variable	GBP 1m
Class I Shares (SGD)	SGD	Nil	1.00%	Nil	Variable	SGD 1m
Class I Shares (Acc.) (SGD)	SGD	Nil	1.00%	Nil	Variable	SGD 1m
Class IX Shares	USD	Nil	1.00%	Nil	Variable	USD 5m
Class IO Shares	EUR	Nil	N/a	Nil	Variable	On application
Class IO Shares (Acc.)	EUR	Nil	N/a	Nil	Variable	On application
Class IO Shares GBP	GBP	Nil	N/a	Nil	Variable	On application
Class IO Shares (Acc.) (GBP)	GBP	Nil	N/a	Nil	Variable	On application
Class IXO Shares	USD	Nil	N/a	Nil	Variable	On application

Goldman Sachs Europe Portfolio	Base Currency – EUR					
Investment Objective:	Goldman Sachs Europe Portfolio will invest in securities of European companies.					
Additional Note:	Please be aware that the above Investment Objective is subject to the qualifications set out under "Investment Policies" on page 5.					
	Share Class Currency	Sales Charge	Management Fee	Distribution Fee	Fixed Operating Expenses	Minimum Investment
Base	EUR	Up to 5.5 %	1.50 %	Nil	0.40 %	EUR 5,000
Base (Acc.)	EUR	Up to 5.5 %	1.50 %	Nil	0.40 %	EUR 5,000
Other Currency Shares	USD	Up to 5.5 %	1.50 %	Nil	0.40 %	USD 5,000
Other Currency Shares (Acc.)	USD	Up to 5.5 %	1.50 %	Nil	0.40 %	USD 5,000
Other Currency Shares	GBP	Up to 5.5 %	1.50 %	Nil	0.40 %	GBP 3,000
Other Currency Shares (Acc.)	GBP	Up to 5.5 %	1.50 %	Nil	0.40 %	GBP 3,000
Other Currency Shares	SGD	Up to 5.5 %	1.50 %	Nil	0.40 %	SGD 5,000

Goldman Sachs Funds SICAV

Other Currency Shares (Acc.)	SGD	Up to 5.5 %	1.50 %	Nil	0.40 %	SGD 5,000
Class A Shares	EUR	Up to 4 %	1.50 %	Up to 0.50 %	0.40 %	EUR 1,500
Class A Shares	USD	Up to 4 %	1.50 %	Up to 0.50 %	0.40 %	USD 1,500
Class B Shares	USD	Nil	1.50 %	Up to 0.50 %	0.40 %	USD 1,500
Class E Shares (Acc.)	EUR	Up to 4 %	1.50 %	Up to 1.00 %	0.40 %	EUR 1,500
Class P Shares	EUR	Nil	Up to 1.25 %	Nil	Variable	EUR 50,000
Class P Shares (Acc.)	EUR	Nil	Up to 1.25 %	Nil	Variable	EUR 50,000
Class P Shares (SGD)	SGD	Nil	Up to 1.25 %	Nil	Variable	SGD 50,000
Class P Shares (Acc.) (SGD)	SGD	Nil	Up to 1.25 %	Nil	Variable	SGD 50,000
Class I Shares	EUR	Nil	0.75 %	Nil	Variable	EUR 1m
Class I Shares (Acc.)	EUR	Nil	0.75 %	Nil	Variable	EUR 1m
Class I Shares (GBP)	GBP	Nil	0.75 %	Nil	Variable	GBP 1m
Class I Shares (Acc.) (GBP)	GBP	Nil	0.75 %	Nil	Variable	GBP 1m
Class I Shares (SGD)	SGD	Nil	0.75%	Nil	Variable	SGD 1m
Class I Shares (Acc.) (SGD)	SGD	Nil	0.75%	Nil	Variable	SGD 1m
Class IX Shares	USD	Nil	0.75 %	Nil	Variable	USD 5m
Class IO Shares	EUR	Nil	N/a	Nil	Variable	On application
Class IO Shares (Acc.)	EUR	Nil	N/a	Nil	Variable	On application
Class IO Shares (GBP)	GBP	Nil	N/a	Nil	Variable	On application
Class IO Shares (Acc.) (GBP)	GBP	Nil	N/a	Nil	Variable	On application
Class IXO Shares	USD	Nil	N/a	Nil	Variable	On application

Goldman Sachs Frontier Emerging Markets Equity Portfolio	Base – Currency USD					
Investment Objective:	Goldman Sachs Emerging Markets Frontier Portfolio will invest in securities of emerging country issuers.					
Additional Notes:	Please be aware that the above Investment Objective is subject to the qualifications set out under “Investment Policies” on page 5. Emerging country issuers are issuers that are located in Emerging Markets or that derive a predominant proportion of their revenues or profits from Emerging Markets.					
Share class	Currency	Sales Charge	Management Fee	Distribution Fee	Operating Expenses	Minimum Investment
Base	USD	Up to 5.5 %	Up to 2.50 %	Nil	0.50 %	USD 5,000
Base (Acc.)	USD	Up to 5.5 %	Up to 2.50 %	Nil	0.50 %	USD 5,000
Other Currency Shares	GBP	Up to 5.5 %	Up to 2.50 %	Nil	0.50 %	GBP 3,000
Other Currency Shares (Acc.)	GBP	Up to 5.5 %	Up to 2.50 %	Nil	0.50 %	GBP 3,000
Other Currency Shares	EUR	Up to 5.5 %	Up to 2.50 %	Nil	0.50 %	EUR 3,000
Other Currency Shares (Acc.)	EUR	Up to 5.5 %	Up to 2.50 %	Nil	0.50 %	EUR 3,000
Other Currency Shares	SGD	Up to 5.5 %	Up to 2.50 %	Nil	0.50 %	SGD 5,000
Other Currency Shares (Acc.)	SGD	Up to 5.5 %	Up to 2.50 %	Nil	0.50 %	SGD 5,000
Class A Shares	USD	Up to 4 %	Up to 2.50 %	Up to 0.50 %	0.50 %	USD 1,500
Class A Shares (Acc.)	USD	Up to 4 %	Up to 2.50 %	Up to 0.50 %	0.50 %	USD 1,500
Class B Shares	USD	Nil	Up to 2.50 %	Up to 0.50 %	0.50 %	USD 1,500
Class E Shares	EUR	Up to 4 %	Up to 2.50 %	Up to 1.00 %	0.50 %	EUR 1,500
Class E Shares (Acc.)	EUR	Up to 4 %	Up to 2.50 %	Up to 1.00 %	0.50 %	EUR 1,500

Goldman Sachs Funds SICAV

Class P Shares	USD	Nil	Up to 1.50 %	Nil	Variable	USD 50,000
Class P Shares (Acc.)	USD	Nil	Up to 1.50 %	Nil	Variable	USD 50,000
Class P Shares (EUR)	EUR	Nil	Up to 1.50 %	Nil	Variable	EUR 50,000
Class P Shares (Acc.) (EUR)	EUR	Nil	Up to 1.50 %	Nil	Variable	EUR 50,000
Class P Shares (SGD)	SGD	Nil	Up to 1.50 %	Nil	Variable	SGD 50,000
Class P Shares (Acc.) (SGD)	SGD	Nil	Up to 1.50 %	Nil	Variable	SGD 50,000
Class I Shares	USD	Nil	Up to 1.25 %	Nil	Variable	USD 1m
Class I Shares (Acc.)	USD	Nil	Up to 1.25 %	Nil	Variable	USD 1m
Class I Shares (Acc.) (AUD)	AUD	Nil	Up to 1.25 %	Nil	Variable	AUD 1m
Class I Shares (EUR)	EUR	Nil	Up to 1.25 %	Nil	Variable	EUR 1m
Class I Shares (Acc.) (EUR)	EUR	Nil	Up to 1.25 %	Nil	Variable	EUR 1m
Class I Shares (GBP)	GBP	Nil	Up to 1.25 %	Nil	Variable	GBP 1m
Class I Shares (Acc.) (GBP)	GBP	Nil	Up to 1.25 %	Nil	Variable	GBP 1m
Class I Shares (SGD)	SGD	Nil	Up to 1.25%	Nil	Variable	SGD 1m
Class I Shares (Acc.) (SGD)	SGD	Nil	Up to 1.25%	Nil	Variable	SGD 1m
Class IX Shares	USD	Nil	Up to 1.25 %	Nil	Variable	USD 5m
Class IO Shares	USD	Nil	N/a	Nil	Variable	On application
Class IO Shares (Acc.)	USD	Nil	N/a	Nil	Variable	On application
Class IO Shares (GBP)	GBP	Nil	N/a	Nil	Variable	On application
Class IO Shares (Acc.) (GBP)	GBP	Nil	N/a	Nil	Variable	On application
Class IXO Shares	USD	Nil	N/a	Nil	Variable	On application

Goldman Sachs Global Emerging Markets Equity Portfolio	Base Currency – USD					
Investment Objective:	Goldman Sachs Global Emerging Markets Equity Portfolio will invest in securities of emerging country issuers.					
Additional Notes:	Please be aware that the above Investment Objective is subject to the qualifications set out under "Investment Policies" on page 5. Emerging country issuers are issuers that are located in Emerging Markets or that derive a predominant proportion of their revenues or profits from Emerging Markets.					
	Share Class Currency	Sales Charge	Management Fee	Distribution Fee	Operating Expenses	Minimum Investment
Base	USD	Up to 5.5 %	1.75 %	Nil	0.50 %	USD 5,000
Base (Acc.)	USD	Up to 5.5 %	1.75 %	Nil	0.50 %	USD 5,000
Other Currency Shares	GBP	Up to 5.5 %	1.75 %	Nil	0.50 %	GBP 3,000
Other Currency Shares (Acc.)	GBP	Up to 5.5 %	1.75 %	Nil	0.50 %	GBP 3,000
Other Currency Shares	EUR	Up to 5.5 %	1.75 %	Nil	0.50 %	EUR 5,000
Other Currency Shares (Acc.)	EUR	Up to 5.5 %	1.75 %	Nil	0.50 %	EUR 5,000
Other Currency Shares	SGD	Up to 5.5 %	1.75 %	Nil	0.50 %	SGD 5,000
Other Currency Shares (Acc.)	SGD	Up to 5.5 %	1.75 %	Nil	0.50 %	SGD 5,000
Class A Shares	USD	Up to 4 %	1.75 %	Up to 0.50 %	0.50 %	USD 1,500
Class B Shares	USD	Nil	1.75 %	Up to 0.50 %	0.50 %	USD 1,500
Class E Shares	EUR	Up to 4 %	1.75 %	Up to 1.00 %	0.50 %	EUR 1,500
Class E Shares (Acc.)	EUR	Up to 4 %	1.75 %	Up to 1.00 %	0.50 %	EUR 1,500
Class P Shares	USD	Nil	Up to 1.50 %	Nil	Variable	USD 50,000

Goldman Sachs Funds SICAV

Class P Shares (Acc.)	USD	Nil	Up to 1.50 %	Nil	Variable	USD 50,000
Class P Shares (EUR)	EUR	Nil	Up to 1.50 %	Nil	Variable	EUR 50,000
Class P Shares (Acc.) (EUR)	EUR	Nil	Up to 1.50 %	Nil	Variable	EUR 50,000
Class P Shares (SGD)	SGD	Nil	Up to 1.50 %	Nil	Variable	SGD 50,000
Class P Shares (Acc.) (SGD)	SGD	Nil	Up to 1.50 %	Nil	Variable	SGD 50,000
Class I Shares	USD	Nil	1.00 %	Nil	Variable	USD 1m
Class I Shares (Acc.)	USD	Nil	1.00 %	Nil	Variable	USD 1m
Class I Shares (EUR)	EUR	Nil	1.00 %	Nil	Variable	EUR 1m
Class I Shares (Acc.) (EUR)	EUR	Nil	1.00 %	Nil	Variable	EUR 1m
Class I Shares (Acc.) (AUD)	AUD	Nil	1.00 %	Nil	Variable	AUD 1m
Class I Shares (GBP)	GBP	Nil	1.00 %	Nil	Variable	GBP 1m
Class I Shares (Acc.) (GBP)	GBP	Nil	1.00 %	Nil	Variable	GBP 1m
Class I Shares (SGD)	SGD	Nil	1.00%	Nil	Variable	SGD 1m
Class I Shares (Acc.) (SGD)	SGD	Nil	1.00%	Nil	Variable	SGD 1m
Class IX Shares	USD	Nil	1.00 %	Nil	Variable	USD 5m
Class IO Shares	USD	Nil	N/a	Nil	Variable	On application
Class IO Shares (Acc.)	USD	Nil	N/a	Nil	Variable	On application
Class IO Shares (GBP)	GBP	Nil	N/a	Nil	Variable	On application
Class IO Shares (Acc.) (GBP)	GBP	Nil	N/a	Nil	Variable	On application
Class IXO Shares	USD	Nil	N/a	Nil	Variable	On application

Goldman Sachs Global Emerging Markets Concentrated Equity Portfolio	Base Currency – USD					
Investment Objective:	Goldman Sachs Global Emerging Markets Concentrated Equity Portfolio will invest in securities of emerging country issuers.					
Additional Notes:	Please be aware that the above Investment Objective is subject to the qualifications set out under "Investment Policies" on page 5. Emerging country issuers are issuers that are located in Emerging Markets or that derive a predominant proportion of their revenues or profits from Emerging Markets.					
	Share Class Currency	Sales Charge	Management Fee	Distribution Fee	Operating Expenses	Minimum Investment
Base	USD	Up to 5.5 %	1.75 %	Nil	0.50 %	USD 5,000
Base (Acc.)	USD	Up to 5.5 %	1.75 %	Nil	0.50 %	USD 5,000
Other Currency Shares	EUR	Up to 5.5 %	1.75 %	Nil	0.50 %	EUR 5,000
Other Currency Shares (Acc.)	EUR	Up to 5.5 %	1.75 %	Nil	0.50 %	EUR 5,000
Other Currency Shares	GBP	Up to 5.5 %	1.75 %	Nil	0.50 %	GBP 3,000
Other Currency Shares	SGD	Up to 5.5 %	1.75 %	Nil	0.50 %	SGD 5,000
Other Currency Shares (Acc.)	SGD	Up to 5.5 %	1.75 %	Nil	0.50 %	SGD 5,000
Other Currency Shares (Acc.)	GBP	Up to 5.5 %	1.75 %	Nil	0.50 %	GBP 3,000
Class A Shares	USD	Up to 4 %	1.75 %	Up to 0.50 %	0.50 %	USD 1,500
Class E Shares	EUR	Up to 4 %	1.75 %	Up to 1.00 %	0.50 %	EUR 1,500
Class E Shares (Acc.)	EUR	Up to 4 %	1.75 %	Up to 1.00 %	0.50 %	EUR 1,500
Class P Shares	USD	Nil	Up to 1.50 %	Nil	Variable	USD 50,000
Class P Shares (Acc.)	USD	Nil	Up to 1.50 %	Nil	Variable	USD 50,000

Goldman Sachs Funds SICAV

Class P Shares (EUR)	EUR	Nil	Up to 1.50 %	Nil	Variable	EUR 50,000
Class P Shares (Acc.) (EUR)	EUR	Nil	Up to 1.50 %	Nil	Variable	EUR 50,000
Class P Shares (SGD)	SGD	Nil	Up to 1.50 %	Nil	Variable	SGD 50,000
Class P Shares (Acc.) (SGD)	SGD	Nil	Up to 1.50 %	Nil	Variable	SGD 50,000
Class I Shares	USD	Nil	1.00 %	Nil	Variable	USD 1m
Class I Shares (Acc.)	USD	Nil	1.00 %	Nil	Variable	USD 1m
Class I Shares (EUR)	EUR	Nil	1.00 %	Nil	Variable	EUR 1m
Class I Shares (Acc.) (EUR)	EUR	Nil	1.00 %	Nil	Variable	EUR 1m
Class I Shares (Acc.) (AUD)	AUD	Nil	1.00 %	Nil	Variable	AUD 1m
Class I Shares (GBP)	GBP	Nil	1.00 %	Nil	Variable	GBP 1m
Class I Shares (Acc.) (GBP)	GBP	Nil	1.00 %	Nil	Variable	GBP 1m
Class I Shares (SGD)	SGD	Nil	1.00%	Nil	Variable	SGD 1m
Class I Shares (Acc.) (SGD)	SGD	Nil	1.00%	Nil	Variable	SGD 1m
Class IX Shares	USD	Nil	1.00 %	Nil	Variable	USD 5m
Class IO Shares	USD	Nil	N/a	Nil	Variable	On application
Class IO Shares (Acc.)	USD	Nil	N/a	Nil	Variable	On application
Class IO Shares	GBP	Nil	N/a	Nil	Variable	On application
Class IO Shares (Acc.)	GBP	Nil	N/a	Nil	Variable	On application
Class IXO Shares	USD	Nil	N/a	Nil	Variable	On application

Goldman Sachs Global Equity Portfolio	Base Currency – USD					
Investment Objective:	Goldman Sachs Global Equity Portfolio will invest in securities of companies anywhere in the world.					
Additional Note:	Please be aware that the above Investment Objective is subject to the qualifications set out under “Investment Policies” on page 5.					
	Share Class Currency	Sales Charge	Management Fee	Distribution Fee	Operating Expenses	Minimum Investment
Base	USD	Up to 5.5 %	1.50 %	Nil	0.40 %	USD 5,000
Base (Acc.)	USD	Up to 5.5 %	1.50 %	Nil	0.40 %	USD 5,000
Other Currency Shares	GBP	Up to 5.5 %	1.50 %	Nil	0.40 %	GBP 3,000
Other Currency Shares (Acc.)	GBP	Up to 5.5 %	1.50 %	Nil	0.40 %	GBP 3,000
Other Currency Shares	EUR	Up to 5.5 %	1.50 %	Nil	0.40 %	EUR 5,000
Other Currency Shares (Acc)	EUR	Up to 5.5 %	1.50 %	Nil	0.40 %	EUR 5,000
Other Currency Shares	SGD	Up to 5.5 %	1.50 %	Nil	0.40 %	SGD 5,000
Other Currency Shares (Acc)	SGD	Up to 5.5 %	1.50 %	Nil	0.40 %	SGD 5,000
Class A Shares	USD	Up to 4 %	1.50 %	Up to 0.50 %	0.40 %	USD 1,500
Class B Shares	USD	Nil	1.50 %	Up to 0.50 %	0.40 %	USD 1,500
Class D Shares	USD	Up to 4 %	1.50 %	Up to 0.25 %	0.40 %	USD 1,500
Class E Shares	EUR	Up to 4 %	1.50 %	Up to 1.00 %	0.40 %	EUR 1,500
Class E Shares (Acc.)	EUR	Up to 4 %	1.50 %	Up to 1.00 %	0.40 %	EUR 1,500
Class P Shares	USD	Nil	Up to 1.25 %	Nil	Variable	USD 50,000
Class P Shares (Acc.)	USD	Nil	Up to 1.25 %	Nil	Variable	USD 50,000
Class P Shares (EUR)	EUR	Nil	Up to 1.25 %	Nil	Variable	EUR 50,000
Class P Shares (Acc.) (EUR)	EUR	Nil	Up to 1.25 %	Nil	Variable	EUR 50,000

Goldman Sachs Funds SICAV

Class P Shares (SGD)	SGD	Nil	Up to 1.25 %	Nil	Variable	SGD 50,000
Class P Shares (Acc.) (SGD)	SGD	Nil	Up to 1.25 %	Nil	Variable	SGD 50,000
Class I Shares	USD	Nil	0.75 %	Nil	Variable	USD 1m
Class I Shares (Acc.)	USD	Nil	0.75 %	Nil	Variable	USD 1m
Class I Shares (EUR)	EUR	Nil	0.75 %	Nil	Variable	EUR 1m
Class I Shares (Acc.) (EUR)	EUR	Nil	0.75 %	Nil	Variable	EUR 1m
Class I Shares (GBP)	GBP	Nil	0.75 %	Nil	Variable	GBP 1m
Class I Shares (Acc.) (GBP)	GBP	Nil	0.75 %	Nil	Variable	GBP 1m
Class I Shares (SGD)	SGD	Nil	0,75%	Nil	Variable	SGD 1m
Class I Shares (Acc.) (SGD)	SGD	Nil	0.75%	Nil	Variable	SGD 1m
Class IX Shares	USD	Nil	0.75%	Nil	Variable	USD 5m
Class IO Shares	USD	Nil	N/a	Nil	Variable	On application
Class IO Shares (Acc.)	USD	Nil	N/a	Nil	Variable	On application
Class IO Shares (GBP)	GBP	Nil	N/a	Nil	Variable	On application
Class IO Shares (Acc.) (GBP)	GBP	Nil	N/a	Nil	Variable	On application
Class IXO Shares	USD	Nil	N/a	Nil	Variable	On application

Goldman Sachs Global Equity Partners Portfolio	Base Currency – USD					
Investment Objective:	Goldman Sachs Global Equity Partners Portfolio will invest in securities of companies anywhere in the world. For more information on the Risk Considerations and Conflicts of Interest relating to this Portfolio, see Section 3 “Goldman Sachs Funds – Specific Risk Considerations and Conflicts of Interest” in Supplement I of the Prospectus.					
Additional Note:	<p>Please be aware that the above Investment Objective is subject to the qualifications set out under “Investment Policies” on page 5.</p> <p>In its management of the Portfolio the Investment Adviser shall be implementing views which wholly or partially will form the basis of advice and recommendations which it, or its affiliates, has provided, and/or which it will provide, to advisers in Goldman Sachs Private Wealth Management business (“PWM Advisers”) for the benefit of separate account clients of that business (“PWM Accounts”). As a result of the independence of the Investment Adviser and the PWM Advisers, information barriers separate those businesses. In consequence each of the Portfolio and the PWM Accounts is subject to independent execution by separate trading functions. In the case of the implementation in respect of the PWM Accounts, that independent execution may be centralised and applied across a range of accounts or implemented individually on an account by account basis. Given the segregation and/or independence of that implementation, there can be no warranty that the Investment Adviser’s discretionary actions on behalf of the Portfolio, on the one hand, and any discretionary trades by PWM Advisers for the PWM Accounts pursuant to the Investment Adviser’s advice to the PWM Advisers, on the other, will be implemented simultaneously. And even if the Portfolio and the PWM Accounts are traded simultaneously, in the same stocks, they will be executed independently without the benefits of aggregation. Neither the Investment Advisor nor those responsible for the PWM Accounts will know when any advice issued has been executed (if at all) and, if so, to what extent. It is possible that prior execution for or on behalf of the Portfolio and the PWM Accounts (collectively or individually) may adversely affect the prices and availability of securities, currencies and instruments in which the other invests. Although there will be investment views that are common to both PWM Accounts and the Portfolio, there is no warranty that such accounts will perform in a similar manner, rather performance of the Portfolio versus the PWM Accounts may vary significantly due to a range of factors including but not limited to concentration of the relevant portfolios, degree of overlap between the portfolios, time of execution, subscriptions and redemptions and in the case of the PWM Accounts individual client’s instructions and guidelines.</p>					
	Share Class Currency	Sales Charge	Management Fee	Distribution Fee	Operating Expenses	Minimum Investment
Base	USD	Up to 5.5 %	1.50 %	Nil	Variable	USD 5,000
Base (Acc.)	USD	Up to 5.5 %	1.50 %	Nil	Variable	USD 5,000
Other Currency Shares	GBP	Up to 5.5 %	1.50 %	Nil	Variable	GBP 3,000
Other Currency Shares (Acc.)	GBP	Up to 5.5 %	1.50 %	Nil	Variable	GBP 3,000
Other Currency Shares	EUR	Up to 5.5 %	1.50 %	Nil	Variable	EUR 5,000
Other Currency Shares (Acc.)	EUR	Up to 5.5 %	1.50 %	Nil	Variable	EUR 5,000

Goldman Sachs Funds SICAV

Class A Shares	USD	Up to 4 %	1.50 %	Up to 0.50 %	Variable	USD 1,500
Class A Shares (Acc.)	USD	Up to 4 %	1.50 %	Up to 0.50 %	Variable	USD 1,500
Class E Shares	EUR	Up to 4 %	1.50 %	Up to 1.00 %	Variable	EUR 1,500
Class E Shares (Acc.)	EUR	Up to 4 %	1.50 %	Up to 1.00 %	Variable	EUR 1,500
Class P Shares	USD	Nil	Up to 1.25 %	Nil	Variable	USD 50,000
Class P Shares (Acc.)	USD	Nil	Up to 1.25 %	Nil	Variable	USD 50,000
Class P Shares	EUR	Nil	Up to 1.25 %	Nil	Variable	EUR 50,000
Class P Shares (Acc.)	EUR	Nil	Up to 1.25 %	Nil	Variable	EUR 50,000
Class P Shares	GBP	Nil	Up to 1.25 %	Nil	Variable	GBP 50,000
Class P Shares (Acc.)	GBP	Nil	Up to 1.25 %	Nil	Variable	GBP 50,000
Class I Shares	USD	Nil	1.00 %	Nil	Variable	USD 1m
Class I Shares (Acc.)	USD	Nil	1.00 %	Nil	Variable	USD 1m
Class I Shares	EUR	Nil	1.00 %	Nil	Variable	EUR 1m
Class I Shares (Acc.)	EUR	Nil	1.00 %	Nil	Variable	EUR 1m
Class I Shares	GBP	Nil	1.00 %	Nil	Variable	GBP 1m
Class I Shares (Acc.)	GBP	Nil	1.00 %	Nil	Variable	GBP 1m
Class IX Shares	USD	Nil	1.00 %	Nil	Variable	USD 5m
Class IO Shares	USD	Nil	N/a	Nil	Variable	On application
Class IO Shares (Acc.)	USD	Nil	N/a	Nil	Variable	On application
Class IO Shares (GBP)	GBP	Nil	N/a	Nil	Variable	On application
Class IO Shares (Acc.) (GBP)	GBP	Nil	N/a	Nil	Variable	On application
Class IXO Shares	USD	Nil	N/a	Nil	Variable	On application

Goldman Sachs Japan Portfolio	Base Currency – JPY					
Investment Objective:	Goldman Sachs Japan Portfolio will invest in securities of Japanese companies.					
Additional Note:	Please be aware that the above Investment Objective is subject to the qualifications set out under "Investment Policies" on page 5.					
	Share Class Currency	Sales Charge	Management Fee	Distribution Fee	Operating Expenses	Minimum Investment
Base	JPY	Up to 5.5 %	1.50 %	Nil	0.40 %	JPY 500,000
Base (Acc.)	JPY	Up to 5.5 %	1.50 %	Nil	0.40 %	JPY 500,000
Base (Snap)	JPY	Up to 5.5 %	1.50 %	Nil	0.40 %	JPY 500,000
Base (Close)	JPY	Up to 5.5 %	1.50 %	Nil	0.40 %	JPY 500,000
Base (Acc.) (Snap)	JPY	Up to 5.5 %	1.50 %	Nil	0.40 %	JPY 500,000
Base (Acc.) (Close)	JPY	Up to 5.5 %	1.50 %	Nil	0.40 %	JPY 500,000
Other Currency Shares (Snap)	USD	Up to 5.5 %	1.50 %	Nil	0.40 %	USD 5,000
Other Currency Shares (Close)	USD	Up to 5.5 %	1.50 %	Nil	0.40 %	USD 5,000
Other Currency Shares (Acc.) (Snap)	USD	Up to 5.5 %	1.50 %	Nil	0.40 %	USD 5,000
Other Currency Shares (Acc.) (Close)	USD	Up to 5.5 %	1.50 %	Nil	0.40 %	USD 5,000
Other Currency Shares(Snap)	EUR	Up to 5.5 %	1.50 %	Nil	0.40 %	EUR 5,000
Other Currency Shares(Close)	EUR	Up to 5.5 %	1.50 %	Nil	0.40 %	EUR 5,000

Goldman Sachs Funds SICAV

Other Currency Shares (Acc.) (Snap)	EUR	Up to 5.5 %	1.50 %	Nil	0.40 %	EUR 5,000
Other Currency Shares (Acc.) (Close)	EUR	Up to 5.5 %	1.50 %	Nil	0.40 %	EUR 5,000
Other Currency Shares (Snap)	GBP	Up to 5.5 %	1.50 %	Nil	0.40 %	GBP 3,000
Other Currency Shares (Close)	GBP	Up to 5.5 %	1.50 %	Nil	0.40 %	GBP 3,000
Other Currency Shares (Acc.) (Snap)	GBP	Up to 5.5 %	1.50 %	Nil	0.40 %	GBP 3,000
Other Currency Shares (Acc.) (Close)	GBP	Up to 5.5 %	1.50 %	Nil	0.40 %	GBP 3,000
Class A Shares (Snap)	USD	Up to 4 %	1.50 %	Up to 0.50 %	0.40 %	USD 1,500
Class A Shares (Close)	USD	Up to 4 %	1.50 %	Up to 0.50 %	0.40 %	USD 1,500
Class B Shares	USD	Nil	1.50 %	Up to 0.50 %	N/a	USD 1,500
Class E Shares (Snap)	EUR	Up to 4 %	1.50 %	Up to 1.00 %	0.40 %	EUR 1,500
Class E Shares (Close)	EUR	Up to 4 %	1.50 %	Up to 1.00 %	0.40 %	EUR 1,500
Class E Shares (Acc.) (Snap)	EUR	Up to 4 %	1.50 %	Up to 1.00 %	0.40 %	EUR 1,500
Class E Shares (Acc.) (Close)	EUR	Up to 4 %	1.50 %	Up to 1.00 %	0.40 %	EUR 1,500
Class P Shares (Snap)	JPY	Nil	Up to 1.25 %	Nil	Variable	JPY 5m
Class P Shares (Acc.) (Snap)	JPY	Nil	Up to 1.25%	Nil	Variable	JPY 5m
Class P Shares (Close)	JPY	Nil	Up to 1.25 %	Nil	Variable	JPY 5m
Class P Shares (Acc.) (Close)	JPY	Nil	Up to 1.25%	Nil	Variable	JPY 5m
Class P Shares (Snap) (EUR)	EUR	Nil	Up to 1.25 %	Nil	Variable	EUR 50,000
Class P Shares (Acc.) (Snap) (EUR)	EUR	Nil	Up to 1.25%	Nil	Variable	EUR 50,000
Class P Shares (Close) (EUR)	EUR	Nil	Up to 1.25 %	Nil	Variable	EUR 50,000
Class P Shares (Acc.) (Close) (EUR)	EUR	Nil	Up to 1.25%	Nil	Variable	EUR 50,000
Class I Shares	JPY	Nil	0.75 %	Nil	Variable	JPY 100m
Class I Shares (Acc.)	JPY	Nil	0.75 %	Nil	Variable	JPY 100m
Class I Shares (Snap)	JPY	Nil	0.75 %	Nil	Variable	JPY 100m
Class I Shares (Close)	JPY	Nil	0.75 %	Nil	Variable	JPY 100m
Class I Shares (Acc.) (Snap)	JPY	Nil	0.75 %	Nil	Variable	JPY 100m
Class I Shares (Acc.) (Close)	JPY	Nil	0.75 %	Nil	Variable	JPY 100m
Class I Shares (Snap) (EUR)	EUR	Nil	0.75 %	Nil	Variable	EUR 1m
Class I Shares (Close) (EUR)	EUR	Nil	0.75 %	Nil	Variable	EUR 1m
Class I Shares (Acc.) (Snap) (EUR)	EUR	Nil	0.75 %	Nil	Variable	EUR 1m
Class I Shares (Acc.) (Close) (EUR)	EUR	Nil	0.75 %	Nil	Variable	EUR 1m
Class I Shares (Snap) (GBP)	GBP	Nil	0.75 %	Nil	Variable	GBP 1m
Class I Shares (Close) (GBP)	GBP	Nil	0.75 %	Nil	Variable	GBP 1m
Class I Shares (Acc.) (Snap) (GBP)	GBP	Nil	0.75 %	Nil	Variable	GBP 1m
Class I Shares (Acc.) (Close) (GBP)	GBP	Nil	0.75 %	Nil	Variable	GBP 1m
Class IX Shares (Snap)	JPY	Nil	<u>0.75 %</u>	Nil	Variable	JPY 100m
Class IX Shares (Close)	JPY	Nil	<u>0.75 %</u>	Nil	Variable	JPY 100m

Goldman Sachs Funds SICAV

Class IO Shares (Snap)	JPY	Nil	N/a	Nil	Variable	On application
Class IO Shares (Close)	JPY	Nil	N/a	Nil	Variable	On application
Class IO Shares (Acc.) (Snap)	JPY	Nil	N/a	Nil	Variable	On application
Class IO Shares (Acc.) (Close)	JPY	Nil	N/a	Nil	Variable	On application
Class IO Shares (Snap) (GBP)	GBP	Nil	N/a	Nil	Variable	On application
Class IO Shares (Close) (GBP)	GBP	Nil	N/a	Nil	Variable	On application
Class IO Shares (Acc.) (Snap) (GBP)	GBP	Nil	N/a	Nil	Variable	On application
Class IO Shares (Acc.) (Close) (GBP)	GBP	Nil	N/a	Nil	Variable	On application
Class IXO Shares (Snap)	JPY	Nil	N/a	Nil	Variable	On application
Class IXO Shares (Close)	JPY	Nil	N/a	Nil	Variable	On application

Goldman Sachs Japan Equity Target Alpha Portfolio	Base Currency – JPY					
Investment Objective:	Goldman Sachs Japan Equity Target Alpha Portfolio will invest in securities of Japanese companies and will typically invest in fewer than 50 companies.					
Additional Note:	Please be aware that the above Investment Objective is subject to the qualifications set out under "Investment Policies" on page 5.					
	Share Class Currency	Sales Charge	Management Fee	Distribution Fee	Operating Expenses	Minimum Investment
Base	JPY	Up to 5.5 %	1.75 %	Nil	0.40 %	JPY 500,000
Base (Acc.)	JPY	Up to 5.5 %	1.75 %	Nil	0.40 %	JPY 500,000
Base (Snap)	JPY	Up to 5.5 %	1.75 %	Nil	0.40 %	JPY 500,000
Base (Close)	JPY	Up to 5.5 %	1.75 %	Nil	0.40 %	JPY 500,000
Base (Acc.) (Snap)	JPY	Up to 5.5 %	1.75 %	Nil	0.40 %	JPY 500,000
Base (Acc.) (Close)	JPY	Up to 5.5 %	1.75 %	Nil	0.40 %	JPY 500,000
Other Currency Shares (Snap)	USD	Up to 5.5 %	1.75 %	Nil	0.40 %	USD 5,000
Other Currency Shares (Close)	USD	Up to 5.5 %	1.75 %	Nil	0.40 %	USD 5,000
Other Currency Shares (Acc.) (Snap)	USD	Up to 5.5 %	1.75 %	Nil	0.40 %	USD 5,000
Other Currency Shares (Acc.) (Close)	USD	Up to 5.5 %	1.75 %	Nil	0.40 %	USD 5,000
Other Currency Shares (Snap)	EUR	Up to 5.5 %	1.75 %	Nil	0.40 %	EUR 5,000
Other Currency Shares (Close)	EUR	Up to 5.5 %	1.75 %	Nil	0.40 %	EUR 5,000
Other Currency Shares (Acc.) (Snap)	EUR	Up to 5.5 %	1.75 %	Nil	0.40 %	EUR 5,000
Other Currency Shares (Acc.) (Close)	EUR	Up to 5.5 %	1.75 %	Nil	0.40 %	EUR 5,000
Other Currency Shares (Snap)	GBP	Up to 5.5 %	1.75 %	Nil	0.40 %	GBP 3,000
Other Currency Shares (Close)	GBP	Up to 5.5 %	1.75 %	Nil	0.40 %	GBP 3,000
Other Currency Shares (Acc.) (Snap)	GBP	Up to 5.5 %	1.75 %	Nil	0.40 %	GBP 3,000

Goldman Sachs Funds SICAV

Other Currency Shares (Acc.) (Close)	GBP	Up to 5.5 %	1.75 %	Nil	0.40 %	GBP 3,000
Class A Shares (Snap)	USD	Up to 4 %	1.75 %	Up to 0.50 %	0.40 %	USD 1,500
Class A Shares (Close)	USD	Up to 4 %	1.75 %	Up to 0.50 %	0.40 %	USD 1,500
Class E Shares (Snap)	EUR	Up to 4 %	1.75 %	Up to 1 %	0.40 %	EUR 1,500
Class E Shares (Close)	EUR	Up to 4 %	1.75 %	Up to 1 %	0.40 %	EUR 1,500
Class E Shares (Acc.) (Snap)	EUR	Up to 4 %	1.75 %	Up to 1 %	0.40 %	EUR 1,500
Class E Shares (Acc.) (Close)	EUR	Up to 4 %	1.75 %	Up to 1 %	0.40 %	EUR 1,500
Class P Shares (Snap)	JPY	Nil	Up to 1.50%	Nil	Variable	JPY 5m
Class P Shares (Acc.) (Snap)	JPY	Nil	Up to 1.50%	Nil	Variable	JPY 5m
Class P Shares (Close)	JPY	Nil	Up to 1.50%	Nil	Variable	JPY 5m
Class P Shares (Acc.) (Close)	JPY	Nil	Up to 1.50%	Nil	Variable	JPY 5m
Class P Shares (Snap) (EUR)	EUR	Nil	Up to 1.50%	Nil	Variable	EUR 50,000
Class P Shares (Acc.) (Snap) (EUR)	EUR	Nil	Up to 1.50%	Nil	Variable	EUR 50,000
Class P Shares (Close) (EUR)	EUR	Nil	Up to 1.50%	Nil	Variable	EUR 50,000
Class P Shares (Acc.) (Close) (EUR)	EUR	Nil	Up to 1.50%	Nil	Variable	EUR 50,000
Class I Shares	JPY	Nil	1.00 %	Nil	Variable	JPY 100m
Class I Shares (Snap)	JPY	Nil	1.00 %	Nil	Variable	JPY 100m
Class I Shares (Close)	JPY	Nil	1.00 %	Nil	Variable	JPY 100m
Class I Shares (Acc.) (Snap)	JPY	Nil	1.00 %	Nil	Variable	JPY 100m
Class I Shares (Acc.) (Close)	JPY	Nil	1.00 %	Nil	Variable	JPY 100m
Class I Shares (Snap) (EUR)	EUR	Nil	1.00 %	Nil	Variable	EUR 1m
Class I Shares (Close) (EUR)	EUR	Nil	1.00 %	Nil	Variable	EUR 1m
Class I Shares (Acc.) (Snap) (EUR)	EUR	Nil	1.00 %	Nil	Variable	EUR 1m
Class I Shares (Acc.) (Close) (EUR)	EUR	Nil	1.00 %	Nil	Variable	EUR 1m
Class I Shares (Snap) (GBP)	GBP	Nil	1.00 %	Nil	Variable	GBP 1m
Class I Shares (Close) (GBP)	GBP	Nil	1.00 %	Nil	Variable	GBP 1m
Class I Shares (Acc.) (Snap) GBP	GBP	Nil	1.00 %	Nil	Variable	GBP 1m
Class I Shares (Acc.) (Close) GBP	GBP	Nil	1.00 %	Nil	Variable	GBP 1m
Class IX Shares (Snap)	JPY	Nil	1.00 %	Nil	Variable	JPY 100m
Class IX Shares (Close)	JPY	Nil	1.00 %	Nil	Variable	JPY 100m
Class IO Shares (Snap)	JPY	Nil	N/a	Nil	Variable	On application
Class IO Shares (Close)	JPY	Nil	N/a	Nil	Variable	On application
Class IO Shares (Acc.) (Snap)	JPY	Nil	N/a	Nil	Variable	On application
Class IO Shares (Acc.) (Close)	JPY	Nil	N/a	Nil	Variable	On application
Class IO Shares (Snap) (GBP)	GBP	Nil	N/a	Nil	Variable	On application
Class IO Shares (Close) (GBP)	GBP	Nil	N/a	Nil	Variable	On application
Class IO Shares (Acc.) (Snap) (GBP)	GBP	Nil	N/a	Nil	Variable	On application

Goldman Sachs Funds SICAV

Class IO Shares (Acc.) (Close) (GBP)	GBP	Nil	N/a	Nil	Variable	On application
Class IXO Shares (Snap)	JPY	Nil	N/a	Nil	Variable	On application
Class IXO Shares (Close)	JPY	Nil	N/a	Nil	Variable	On application

Goldman Sachs Japan Small Cap Portfolio	Base Currency – JPY					
Investment Objective:	Goldman Sachs Japan Small Cap Portfolio will invest in securities of Japanese companies which are relatively small in market capitalisation meaning those companies with a market capitalisation of no greater than the largest company in the Russell/Nomura Small Cap Index, at the time that the Portfolio's investment is made.					
Additional Note:	Please be aware that the above Investment Objective is subject to the qualifications set out under "Investment Policies" on page 5.					
	Share Class Currency	Sales Charge	Management Fee	Distribution Fee	Operating Expenses	Minimum Investment
Base	JPY	Up to 5.5 %	1.50 %	Nil	0.40 %	JPY 500,000
Base (Acc.)	JPY	Up to 5.5 %	1.50 %	Nil	0.40 %	JPY 500,000
Other Currency Shares	USD	Up to 5.5 %	1.50 %	Nil	0.40 %	USD 5,000
Other Currency Shares (Acc.)	USD	Up to 5.5 %	1.50 %	Nil	0.40 %	USD 5,000
Other Currency Shares	EUR	Up to 5.5 %	1.50 %	Nil	0.40 %	EUR 5,000
Other Currency Shares (Acc.)	EUR	Up to 5.5 %	1.50 %	Nil	0.40 %	EUR 5,000
Other Currency Shares	GBP	Up to 5.5 %	1.50 %	Nil	0.40 %	GBP 3,000
Other Currency Shares (Acc.)	GBP	Up to 5.5 %	1.50 %	Nil	0.40 %	GBP 3,000
Class A Shares	USD	Up to 4 %	1.50 %	Up to 0.50 %	0.40 %	USD 1,500
Class B Shares	USD	Nil	1.50 %	Up to 0.50 %	0.40 %	USD 1,500
Class E Shares	EUR	Up to 4 %	1.50 %	Up to 1.00 %	0.40 %	EUR 1,500
Class E Shares (Acc.)	EUR	Up to 4 %	1.50 %	Up to 1.00 %	0.40 %	EUR 1,500
Class P Shares	JPY	Nil	1.50 %	Nil	Variable	JPY 5m
Class P Shares (Acc.)	JPY	Nil	1.50 %	Nil	Variable	JPY 5m
Class P Shares (EUR)	EUR	Nil	1.50 %	Nil	Variable	EUR 50,000
Class P Shares (Acc.) (EUR)	EUR	Nil	1.50 %	Nil	Variable	EUR 50,000
Class P Shares (USD)	USD	Nil	1.50 %	Nil	Variable	USD 50,000
Class P Shares (Acc.) (USD)	USD	Nil	1.50 %	Nil	Variable	USD 50,000
Class I Shares	JPY	Nil	1.00 %	Nil	Variable	JPY 100m
Class I Shares (Acc.)	JPY	Nil	1.00 %	Nil	Variable	JPY 100m
Class I Shares (AUD)	AUD	Nil	1.00 %	Nil	Variable	AUD 1m
Class I Shares (Acc.) (AUD)	AUD	Nil	1.00 %	Nil	Variable	AUD 1m
Class I Shares (EUR)	EUR	Nil	1.00 %	Nil	Variable	EUR 1m
Class I Shares (Acc.) (EUR)	EUR	Nil	1.00 %	Nil	Variable	EUR 1m
Class I Shares (GBP)	GBP	Nil	1.00 %	Nil	Variable	GBP 1m
Class I Shares (Acc.) (GBP)	GBP	Nil	1.00 %	Nil	Variable	GBP 1m
Class IX Shares	JPY	Nil	1.00 %	Nil	Variable	JPY 100m
Class IO Shares	JPY	Nil	N/a	Nil	Variable	On application
Class IO Shares (Acc.)	JPY	Nil	N/a	Nil	Variable	On application
Class IO Shares (GBP)	GBP	Nil	N/a	Nil	Variable	On application
Class IO Shares (Acc.) (GBP)	GBP	Nil	N/a	Nil	Variable	On application
Class IXO Shares	JPY	Nil	N/a	Nil	Variable	On application

Goldman Sachs Funds SICAV

Goldman Sachs Korea Equity Portfolio	Base Currency – USD					
Investment Objective:	Goldman Sachs Korea Equity Portfolio will invest in securities of Korean companies.					
Additional Note:	Please be aware that the above Investment Objective is subject to the qualifications set out under “Investment Policies” on page 5.					
	Share Class Currency	Sales Charge	Management Fee	Distribution Fee	Operating Expenses	Minimum Investment
Base	USD	Up to 5.5 %	Up to 1.75 %	Nil	0.40 %	USD 5,000
Base (Acc.)	USD	Up to 5.5 %	Up to 1.75 %	Nil	0.40 %	USD 5,000
Other Currency Shares	EUR	Up to 5.5 %	Up to 1.75 %	Nil	0.40 %	EUR 5,000
Other Currency Shares (Acc.)	EUR	Up to 5.5 %	Up to 1.75 %	Nil	0.40 %	EUR 5,000
Other Currency Shares	SGD	Up to 5.5 %	Up to 1.75 %	Nil	0.40 %	SGD 5,000
Other Currency Shares (Acc.)	SGD	Up to 5.5 %	Up to 1.75 %	Nil	0.40 %	SGD 5,000
Other Currency Shares	GBP	Up to 5.5 %	Up to 1.75 %	Nil	0.40 %	GBP 3,000
Other Currency Shares (Acc.)	GBP	Up to 5.5 %	Up to 1.75 %	Nil	0.40 %	GBP 3,000
Class A Shares	USD	Up to 4 %	Up to 1.75 %	Up to 0.50 %	0.40 %	USD 1,500
Class A Shares (Acc.)	USD	Up to 4 %	Up to 1.75 %	Up to 0.50 %	0.40 %	USD 1,500
Class E Shares	EUR	Up to 4 %	Up to 1.75 %	Up to 1.00 %	0.40 %	EUR 1,500
Class E Shares (Acc.)	EUR	Up to 4 %	Up to 1.75 %	Up to 1.00 %	0.40 %	EUR 1,500
Class P Shares	USD	Nil	Up to 1.50 %	Nil	Variable	USD 50,000
Class P Shares (Acc.)	USD	Nil	Up to 1.50 %	Nil	Variable	USD 50,000
Class P Shares (EUR)	EUR	Nil	Up to 1.50 %	Nil	Variable	EUR 50,000
Class P Shares (Acc.) (EUR)	EUR	Nil	Up to 1.50 %	Nil	Variable	EUR 50,000
Class I Shares	USD	Nil	Up to 1.00 %	Nil	Variable	USD 1m
Class I Shares (Acc.)	USD	Nil	Up to 1.00 %	Nil	Variable	USD 1m
Class I Shares (EUR)	EUR	Nil	Up to 1.00 %	Nil	Variable	EUR 1m
Class I Shares (Acc.) (EUR)	EUR	Nil	Up to 1.00 %	Nil	Variable	EUR 1m
Class I Shares (GBP)	GBP	Nil	Up to 1.00 %	Nil	Variable	GBP 1m
Class I Shares (Acc.) (GBP)	GBP	Nil	Up to 1.00 %	Nil	Variable	GBP 1m
Class I Shares (SGD)	SGD	Nil	Up to 1.00 %	Nil	Variable	SGD 1m
Class I Shares (Acc.) (SGD)	SGD	Nil	Up to 1.00 %	Nil	Variable	SGD 1m
Class IX Shares	USD	Nil	Up to 1.00 %	Nil	Variable	USD 5m
Class IO Shares	USD	Nil	N/a	Nil	Variable	On application
Class IO Shares (Acc.)	USD	Nil	N/a	Nil	Variable	On application
Class IO Shares (GBP)	GBP	Nil	N/a	Nil	Variable	On application
Class IO Shares (Acc.) (GBP)	GBP	Nil	N/a	Nil	Variable	On application
Class IXO Shares	USD	Nil	N/a	Nil	Variable	On application

Goldman Sachs India Equity Portfolio	Base Currency – USD					
Investment Objective:	Goldman Sachs India Equity Portfolio will invest in securities of Indian companies.					
Additional Notes:	Please be aware that the above Investment Objective is subject to the qualifications set out under “Investment Policies” on page 5. The Portfolio may use a subsidiary holding company of the Fund through which portfolio investments may be made. For more information on the subsidiary relating to this Portfolio, see Section 4.23 – “Subsidiary Holding Companies” in the Prospectus.					

Goldman Sachs Funds SICAV

	Share Class Currency	Sales Charge	Management Fee	Distribution Fee	Operating Expenses	Minimum Investment
Base	USD	Up to 5.5 %	Up to 1.75 %	Nil	0.50 %	USD 5,000
Base (Acc.)	USD	Up to 5.5 %	Up to 1.75 %	Nil	0.50 %	USD 5,000
Base (Snap)	USD	Up to 5.5 %	Up to 1.75 %	Nil	0.50 %	USD 5,000
Base (Acc.) (Snap)	USD	Up to 5.5 %	Up to 1.75 %	Nil	0.50 %	USD 5,000
Base (Close)	USD	Up to 5.5 %	Up to 1.75 %	Nil	0.50 %	USD 5,000
Base (Acc.) (Close)	USD	Up to 5.5 %	Up to 1.75 %	Nil	0.50 %	USD 5,000
Other Currency Shares	EUR	Up to 5.5 %	Up to 1.75 %	Nil	0.50 %	EUR 5,000
Other Currency Shares (Acc.)	EUR	Up to 5.5 %	Up to 1.75 %	Nil	0.50 %	EUR 5,000
Other Currency Shares (Snap)	EUR	Up to 5.5 %	Up to 1.75 %	Nil	0.50 %	EUR 5,000
Other Currency Shares (Acc.) (Snap)	EUR	Up to 5.5 %	Up to 1.75 %	Nil	0.50 %	EUR 5,000
Other Currency Shares (Close)	EUR	Up to 5.5 %	Up to 1.75 %	Nil	0.50 %	EUR 5,000
Other Currency Shares (Acc.) (Close)	EUR	Up to 5.5 %	Up to 1.75 %	Nil	0.50 %	EUR 5,000
Other Currency Shares	GBP	Up to 5.5 %	Up to 1.75 %	Nil	0.50 %	GBP 3,000
Other Currency Shares (Acc.)	GBP	Up to 5.5 %	Up to 1.75 %	Nil	0.50 %	GBP 3,000
Other Currency Shares (Snap)	GBP	Up to 5.5 %	Up to 1.75 %	Nil	0.50 %	GBP 3,000
Other Currency Shares (Acc.) (Snap)	GBP	Up to 5.5 %	Up to 1.75 %	Nil	0.50 %	GBP 3,000
Other Currency Shares (Close)	GBP	Up to 5.5 %	Up to 1.75 %	Nil	0.50 %	GBP 3,000
Other Currency Shares (Acc.) (Close)	GBP	Up to 5.5 %	Up to 1.75 %	Nil	0.50 %	GBP 3,000
Other Currency Shares	SGD	Up to 5.5 %	Up to 1.75 %	Nil	0.50 %	SGD 5,000
Other Currency Shares (Acc.)	SGD	Up to 5.5 %	Up to 1.75 %	Nil	0.50 %	SGD 5,000
Class A Shares	USD	Up to 4 %	Up to 1.75 %	Up to 0.50 %	0.50 %	USD 1,500
Class A Shares (Acc.)	USD	Up to 4 %	Up to 1.75 %	Up to 0.50 %	0.50 %	USD 1,500
Class A Shares (Snap)	USD	Up to 4 %	Up to 1.75 %	Up to 0.50 %	0.50 %	USD 1,500
Class A Shares (Acc.) (Snap)	USD	Up to 4 %	Up to 1.75 %	Up to 0.50 %	0.50 %	USD 1,500
Class E Shares	EUR	Up to 4 %	Up to 1.75 %	Up to 1.00 %	0.50 %	EUR 1,500
Class E Shares (Acc.)	EUR	Up to 4 %	Up to 1.75 %	Up to 1.00 %	0.50 %	EUR 1,500
Class E Shares (Snap)	EUR	Up to 4 %	Up to 1.75 %	Up to 1.00 %	0.50 %	EUR 1,500
Class E Shares (Acc.) (Snap)	EUR	Up to 4 %	Up to 1.75 %	Up to 1.00 %	0.50 %	EUR 1,500
Class P Shares	USD	Nil	Up to 1.50 %	Nil	Variable	USD 50,000
Class P Shares (Acc.)	USD	Nil	Up to 1.50 %	Nil	Variable	USD 50,000
Class P Shares (EUR)	EUR	Nil	Up to 1.50 %	Nil	Variable	EUR 50,000
Class P Shares (Acc.) (EUR)	EUR	Nil	Up to 1.50 %	Nil	Variable	EUR 50,000
Class P Shares (SGD)	SGD	Nil	Up to 1.50 %	Nil	Variable	SGD 50,000
Class P Shares (Acc.) (SGD)	SGD	Nil	Up to 1.50 %	Nil	Variable	SGD 50,000
Class I Shares (USD)	USD	Nil	Up to 1.00 %	Nil	Variable	USD 1m
Class I Shares (Acc.) (USD)	USD	Nil	Up to 1.00 %	Nil	Variable	USD 1m
Class I Shares (USD) (Snap)	USD	Nil	Up to 1.00 %	Nil	Variable	USD 1m
Class I Shares (Acc.) (USD) (Snap)	USD	Nil	Up to 1.00 %	Nil	Variable	USD 1m

Goldman Sachs Funds SICAV

Class I Shares (USD) (Close)	USD	Nil	Up to 1.00 %	Nil	Variable	USD 1m
Class I Shares (Acc.) (USD) (Close)	USD	Nil	Up to 1.00 %	Nil	Variable	USD 1m
Class I Shares (Acc.) (Snap)	EUR	Nil	Up to 1.00 %	Nil	Variable	USD 1m
Class I Shares (Acc.)	EUR	Nil	Up to 1.00 %	Nil	Variable	USD 1m
Class I Shares (GBP)	GBP	Nil	Up to 1.00 %	Nil	Variable	GBP 1m
Class I Shares (Acc.) (GBP)	GBP	Nil	Up to 1.00 %	Nil	Variable	GBP 1m
Class I Shares (GBP) (Snap)	GBP	Nil	Up to 1.00 %	Nil	Variable	GBP 1m
Class I Shares (Acc.) (GBP) (Snap)	GBP	Nil	Up to 1.00 %	Nil	Variable	GBP 1m
Class I Shares (GBP) (Close)	GBP	Nil	Up to 1.00 %	Nil	Variable	GBP 1m
Class I Shares (Acc.) (GBP) (Close)	GBP	Nil	Up to 1.00 %	Nil	Variable	GBP 1m
Class I Shares (SGD)	SGD	Nil	Up to 1.00 %	Nil	Variable	SGD 1m
Class I Shares (Acc.) (SGD)	SGD	Nil	Up to 1.00 %	Nil	Variable	SGD 1m
Class IX Shares (Snap)	USD	Nil	Up to 1.00%	Nil	Variable	USD 5m
Class IX Shares (Close)	USD	Nil	Up to 1.00%	Nil	Variable	USD 5m
Class IO Shares	USD	Nil	N/a	Nil	Variable	On application
Class IO Shares (Acc.)	USD	Nil	N/a	Nil	Variable	On application
Class IO Shares (GBP)	GBP	Nil	N/a	Nil	Variable	On application
Class IO Shares (Acc.) (GBP)	GBP	Nil	N/a	Nil	Variable	On application
Class IXO Shares (Snap)	USD	Nil	N/a	Nil	Variable	On application
Class IXO Shares (Close)	USD	Nil	N/a	Nil	Variable	On application

Goldman Sachs N11 Equity Portfolio	Base Currency - USD					
Investment Objective:	Goldman Sachs N11 Equity Portfolio will invest in securities of companies in N11 Countries.					
Additional Notes:	<p>Please be aware that the above Investment Objective is subject to the qualifications set out under "Investment Policies" on page 5.</p> <p>Due to potential lack of liquidity and various restrictive and other measures or sanctions that may from time to time be in place in respect of the countries listed in the Investment Objective, the Portfolio may be restricted or prohibited from investing in one or several of the N11 Countries. The N11 Countries are emerging markets. For additional disclosure on emerging markets, please see Section 4.8 – "Investments in Emerging Markets" in the Prospectus.</p>					
Share class	Currency	Sales Charge	Management Fee	Distribution Fee	Operating Expenses	Minimum Investment
Base	USD	Up to 5.5 %	Up to 2.50%	Nil	0.40%	USD 5,000
Base (Acc.)	USD	Up to 5.5 %	Up to 2.50%	Nil	0.40%	USD 5,000
Other Currency Shares	GBP	Up to 5.5 %	Up to 2.50%	Nil	0.40%	GBP 3,000
Other Currency Shares (Acc.)	GBP	Up to 5.5 %	Up to 2.50%	Nil	0.40%	GBP 3,000
Other Currency Shares	EUR	Up to 5.5 %	Up to 2.50%	Nil	0.40%	EUR 3,000
Other Currency Shares (Acc.)	EUR	Up to 5.5 %	Up to 2.50%	Nil	0.40%	EUR 3,000
Other Currency Shares	SGD	Up to 5.5 %	Up to 2.50%	Nil	0.40%	SGD 5,000
Other Currency Shares (Acc.)	SGD	Up to 5.5 %	Up to 2.50%	Nil	0.40%	SGD 5,000
Class A Shares	USD	Up to 4 %	Up to 2.50%	Up to 0.50 %	0.40%	USD 1,500
Class A Shares (Acc.)	USD	Up to 4 %	Up to 2.50%	Up to 0.50 %	0.40%	USD 1,500
Class B Shares	USD	Nil	Up to 2.50%	Up to 0.50 %	0.40%	USD 1,500

Goldman Sachs Funds SICAV

Class E Shares	EUR	Up to 4 %	Up to 2.50%	Up to 1.00 %	0.40%	EUR 1,500
Class E Shares (Acc.)	EUR	Up to 4 %	Up to 2.50%	Up to 1.00 %	0.40%	EUR 1,500
Class P Shares	USD	Nil	Up to 1.75%	Nil	Variable	USD 50,000
Class P Shares (Acc.)	USD	Nil	Up to 1.75%	Nil	Variable	USD 50,000
Class P Shares (EUR)	EUR	Nil	Up to 1.75%	Nil	Variable	EUR 50,000
Class P Shares (Acc.) (EUR)	EUR	Nil	Up to 1.75%	Nil	Variable	EUR 50,000
Class P Shares (SGD)	SGD	Nil	Up to 1.75%	Nil	Variable	SGD 50,000
Class P Shares (Acc.) (SGD)	SGD	Nil	Up to 1.75%	Nil	Variable	SGD 50,000
Class I Shares	USD	Nil	Up to 1.25%	Nil	Variable	USD 1m
Class I Shares (Acc.)	USD	Nil	Up to 1.25%	Nil	Variable	USD 1m
Class I Shares (Acc.) (AUD)	AUD	Nil	Up to 1.25%	Nil	Variable	AUD 1m
Class I Shares (EUR)	EUR	Nil	Up to 1.25%	Nil	Variable	EUR 1m
Class I Shares (Acc.) (EUR)	EUR	Nil	Up to 1.25%	Nil	Variable	EUR 1m
Class I Shares (GBP)	GBP	Nil	Up to 1.25%	Nil	Variable	GBP 1m
Class I Shares (Acc.) (GBP)	GBP	Nil	Up to 1.25%	Nil	Variable	GBP 1m
Class I Shares (SGD)	SGD	Nil	Up to 1.25%	Nil	Variable	SGD 1m
Class I Shares (Acc.) (SGD)	SGD	Nil	Up to 1.25%	Nil	Variable	SGD 1m
Class IX Shares	USD	Nil	Up to 1.25%	Nil	Variable	USD 5m
Class IX Shares (Acc.)	USD	Nil	Up to 1.25%	Nil	Variable	USD 5m
Class IO Shares	USD	Nil	Up to 1.25%	Nil	Variable	On application
Class IO Shares (Acc.)	USD	Nil	Up to 1.25%	Nil	Variable	On application
Class IO Shares (GBP)	GBP	Nil	Up to 1.25%	Nil	Variable	On application
Class IO Shares (Acc.) (GBP)	GBP	Nil	Up to 1.25%	Nil	Variable	On application
Class IXO Shares	USD	Nil	N/a	Nil	Variable	On application

Goldman Sachs N11 Equity Index-Aligned Portfolio	Base Currency – USD					
Investment Objective:	Goldman Sachs N11 Equity Index-Aligned Portfolio will invest in securities of companies in N11 Countries.					
Additional Notes:	<p>Please be aware that the above Investment Objective is subject to the qualifications set out under "Investment Policies" on page 5.</p> <p>The Portfolio will be managed with reference to an N11 Countries index with a goal to achieve gross returns similar to the index returns. The performance of the Portfolio is not expected to match that of the index. In particular, this may result from (i) the fees and expenses charged by the Portfolio, (ii) taxation of the Portfolio's investments, (iii) the timing of investment trades in respect of Shareholder subscription and redemption requests, (iv) the fair-valuation of securities, (v) the application of an alternative valuation methodology, (vi) imperfect correlation between the Portfolio's securities and those in the index, (vii) changes to the index, (viii) portfolio trading costs and (lix) regulatory restrictions and internal Goldman Sachs policies.</p> <p>Due to potential lack of liquidity and various restrictive and other measures or sanctions that may from time to time be in place in respect of the above countries, the Portfolio may be restricted or prohibited from investing in one or several of N11 Countries. The N11 Countries are emerging markets. For additional disclosure on emerging markets, please see Section 4.8 – "Investments in Emerging Markets" in the Prospectus.</p>					
	Share Class Currency	Sales Charge	Management Fee	Distribution Fee	Operating Expenses	Minimum Investment
Base (Close)	USD	Up to 5.5 %	Up to 1.50 %	Nil	0.40 %	USD 5,000
Base (Acc.) (Close)	USD	Up to 5.5 %	Up to 1.50 %	Nil	0.40 %	USD 5,000
Base (Snap)	USD	Up to 5.5 %	Up to 1.50 %	Nil	0.40 %	USD 5,000
Base (Acc.) (Snap)	USD	Up to 5.5 %	Up to 1.50 %	Nil	0.40 %	USD 5,000
Other Currency Shares (Close)	GBP	Up to 5.5 %	Up to 1.50 %	Nil	0.40 %	GBP 3,000

Goldman Sachs Funds SICAV

Other Currency Shares (Acc.) (Close)	GBP	Up to 5.5 %	Up to 1.50 %	Nil	0.40 %	GBP 3,000
Other Currency Shares (Snap)	GBP	Up to 5.5 %	Up to 1.50 %	Nil	0.40 %	GBP 3,000
Other Currency Shares (Acc.) (Snap)	GBP	Up to 5.5 %	Up to 1.50 %	Nil	0.40 %	GBP 3,000
Other Currency Shares (Close)	EUR	Up to 5.5 %	Up to 1.50 %	Nil	0.40 %	EUR 3,000
Other Currency Shares (Acc.) (Close)	EUR	Up to 5.5 %	Up to 1.50 %	Nil	0.40 %	EUR 3,000
Other Currency Shares (Snap)	EUR	Up to 5.5 %	Up to 1.50 %	Nil	0.40 %	EUR 3,000
Other Currency Shares (Acc.) (Snap)	EUR	Up to 5.5 %	Up to 1.50 %	Nil	0.40 %	EUR 3,000
Class A Shares (Close)	USD	Up to 4 %	Up to 1.50 %	Up to 0.50 %	0.40 %	USD 1,500
Class A Shares (Acc.) (Close)	USD	Up to 4 %	Up to 1.50 %	Up to 0.50 %	0.40 %	USD 1,500
Class A Shares (Snap)	USD	Up to 4 %	Up to 1.50 %	Up to 0.50 %	0.40 %	USD 1,500
Class A Shares (Acc.) (Snap)	USD	Up to 4 %	Up to 1.50 %	Up to 0.50 %	0.40 %	USD 1,500
Class B Shares (Close)	USD	Nil	Up to 1.50 %	Up to 0.50 %	0.40 %	USD 1,500
Class B Shares (Snap)	USD	Nil	Up to 1.50 %	Up to 0.50 %	0.40 %	USD 1,500
Class E Shares (Close)	EUR	Up to 4 %	Up to 1.50 %	Up to 1.00 %	0.40 %	EUR 1,500
Class E Shares (Acc.) (Close)	EUR	Up to 4 %	Up to 1.50 %	Up to 1.00 %	0.40 %	EUR 1,500
Class E Shares (Snap)	EUR	Up to 4 %	Up to 1.50 %	Up to 1.00 %	0.40 %	EUR 1,500
Class E Shares (Acc.) (Snap)	EUR	Up to 4 %	Up to 1.50 %	Up to 1.00 %	0.40 %	EUR 1,500
Class P Shares (Close)	USD	Nil	Up to 1.25 %	Nil	Variable	USD 50,000
Class P Shares (Acc.) (Close)	USD	Nil	Up to 1.25 %	Nil	Variable	USD 50,000
Class P Shares (Snap)	USD	Nil	Up to 1.25 %	Nil	Variable	USD 50,000
Class P Shares (Acc.) (Snap)	USD	Nil	Up to 1.25 %	Nil	Variable	USD 50,000
Class P Shares (Close) (EUR)	EUR	Nil	Up to 1.25 %	Nil	Variable	EUR 50,000
Class P Shares (Acc.) (Close) (EUR)	EUR	Nil	Up to 1.25 %	Nil	Variable	EUR 50,000
Class P Shares (Snap) (EUR)	EUR	Nil	Up to 1.25 %	Nil	Variable	EUR 50,000
Class P Shares (Acc.) (Snap) (EUR)	EUR	Nil	Up to 1.25 %	Nil	Variable	EUR 50,000
Class I Shares (Close)	USD	Nil	Up to 0.75 %	Nil	Variable	USD 1m
Class I Shares (Acc.) (Close)	USD	Nil	Up to 0.75 %	Nil	Variable	USD 1m
Class I Shares (Snap)	USD	Nil	Up to 0.75 %	Nil	Variable	USD 1m
Class I Shares (Acc.) (Snap)	USD	Nil	Up to 0.75 %	Nil	Variable	USD 1m
Class I Shares (Acc.) (AUD) (Close)	AUD	Nil	Up to 0.75 %	Nil	Variable	AUD 1m
Class I Shares (Acc.) (AUD) (Snap)	AUD	Nil	Up to 0.75 %	Nil	Variable	AUD 1m
Class I Shares (EUR) (Close)	EUR	Nil	Up to 0.75 %	Nil	Variable	EUR 1m
Class I Shares (Acc.) (EUR) (Close)	EUR	Nil	Up to 0.75 %	Nil	Variable	EUR 1m
Class I Shares (EUR) (Snap)	EUR	Nil	Up to 0.75 %	Nil	Variable	EUR 1m
Class I Shares (Acc.) (EUR) (Snap)	EUR	Nil	Up to 0.75 %	Nil	Variable	EUR 1m
Class I Shares (GBP) (Close)	GBP	Nil	Up to 0.75 %	Nil	Variable	GBP 1m

Goldman Sachs Funds SICAV

Class I Shares (Acc.) (GBP) (Close)	GBP	Nil	Up to 0.75 %	Nil	Variable	GBP 1m
Class I Shares (GBP) (Snap)	GBP	Nil	Up to 0.75 %	Nil	Variable	GBP 1m
Class I Shares (Acc.) (GBP) (Snap)	GBP	Nil	Up to 0.75 %	Nil	Variable	GBP 1m
Class I Shares (Acc.) (INR) (Close)	INR	Nil	Up to 0.75 %	Nil	Variable	INR 40m
Class I Shares (Acc.) (INR) (Snap)	INR	Nil	Up to 0.75 %	Nil	Variable	INR 40m
Class IX Shares (Close)	USD	Nil	Up to 0.75 %	Nil	Variable	USD 5m
Class IX Shares (Acc.) (Close)	USD	Nil	Up to 0.75 %	Nil	Variable	USD 5m
Class IX Shares (Snap)	USD	Nil	Up to 0.75 %	Nil	Variable	USD 5m
Class IX Shares (Acc.) (Snap)	USD	Nil	Up to 0.75 %	Nil	Variable	USD 5m
Class IO Shares (Close)	USD	Nil	N/a	Nil	Variable	On application
Class IO Shares (Acc.) (Close)	USD	Nil	N/a	Nil	Variable	On application
Class IO Shares (Snap)	USD	Nil	N/a	Nil	Variable	On application
Class IO Shares (Acc.) (Snap)	USD	Nil	N/a	Nil	Variable	On application
Class IO Shares (Close)	GBP	Nil	N/a	Nil	Variable	On application
Class IO Shares (Acc.) (Close)	GBP	Nil	N/a	Nil	Variable	On application
Class IO Shares (GBP) (Snap)	GBP	Nil	N/a	Nil	Variable	On application
Class IO Shares (Acc.) (GBP) (Snap)	GBP	Nil	N/a	Nil	Variable	On application
Class IO Shares (Acc.) (INR) (Close)	INR	Nil	N/a	Nil	Variable	On application
Class IO Shares (Acc.) (INR) (Snap)	INR	Nil	N/a	Nil	Variable	On application
Class IXO Shares (Close)	USD	Nil	N/a	Nil	Variable	On application
Class IXO Shares (Snap)	USD	Nil	N/a	Nil	Variable	On application

Goldman Sachs Sustain Portfolio	Base Currency – USD
Investment Objective	Goldman Sachs Sustain Portfolio will invest in securities of companies on a global basis.
Additional Notes:	<p>Please be aware that the above Investment Objective is subject to the qualifications set out under “Investment Policies” on page 5.</p> <p>Publicly available stock recommendations made by the research division of Goldman Sachs are used as the basis upon which the Portfolio is constructed. The Portfolio construction and trading processes may utilize additional inputs including but not limited to transaction costs estimates, stock and country capitalisation, currency of trading. Such stock recommendations are made as part of a specific list that is reviewed and maintained by the research division where such list is focused on companies that are viewed as being able to generate a sustainable level of earnings over the long-term and are viewed to benefit from long-term structural themes that will dominate global industries (including themes such economic power shifts, population, urbanisation and industrialisation). The performance of the Portfolio is not expected to match that of the stock recommendations made by the research division of Goldman Sachs. In particular, this may result from (i) portfolio construction of the Portfolio and the allocations to individual companies being different relative to a theoretical equally-weighted recommendations list; (ii) the fees and expenses charged by the Portfolio, (iii) taxation of the Portfolio’s investments, (iv) the timing of investment trades in respect of Shareholder subscription and redemption requests, (v) the fair-valuation of securities, (vi) the application of a dilution adjustment, (vii) imperfect correlation between the Portfolio’s securities and those in the list, (viii) changes to the list, (ix) portfolio trading costs and (x) regulatory restrictions and internal Goldman Sachs policies.</p> <p>Please refer to the main body of the Prospectus and specifically to Section 4 entitled “Risk Considerations” for</p>

Goldman Sachs Funds SICAV

	further information on the involvement of affiliated parties to the Investment Adviser.					
	Share Class Currency	Sales Charge	Management Fee	Distribution Fee	Operating Expenses	Minimum Investment
Base (Close)	USD	Up to 5.5 %	Up to 2.00 %	Nil	0.25%	USD 5,000
Base (Acc.) (Close)	USD	Up to 5.5 %	Up to 2.00 %	Nil	0.25%	USD 5,000
Base (Snap)	USD	Up to 5.5 %	Up to 2.00 %	Nil	0.25%	USD 5,000
Base (Acc.) (Snap)	USD	Up to 5.5 %	Up to 2.00 %	Nil	0.25%	USD 5,000
Other Currency Shares (Close)	GBP	Up to 5.5 %	Up to 2.00 %	Nil	0.25%	GBP 3,000
Other Currency Shares (Acc.) (Close)	GBP	Up to 5.5 %	Up to 2.00 %	Nil	0.25%	GBP 3,000
Other Currency Shares (Snap)	GBP	Up to 5.5 %	Up to 2.00 %	Nil	0.25%	GBP 3,000
Other Currency Shares (Acc.) (Snap)	GBP	Up to 5.5 %	Up to 2.00 %	Nil	0.25%	GBP 3,000
Other Currency Shares (Close)	EUR	Up to 5.5 %	Up to 2.00 %	Nil	0.25%	EUR 5,000
Other Currency Shares (Acc.) (Close)	EUR	Up to 5.5 %	Up to 2.00 %	Nil	0.25%	EUR 5,000
Other Currency Shares (Snap)	EUR	Up to 5.5 %	Up to 2.00 %	Nil	0.25%	EUR 5,000
Other Currency Shares (Acc.) (Snap)	EUR	Up to 5.5 %	Up to 2.00 %	Nil	0.25%	EUR 5,000
Other Currency Shares (Close)	SGD	Up to 5.5 %	Up to 2.00 %	Nil	0.25%	SGD 5,000
Other Currency Shares (Acc.) (Close)	SGD	Up to 5.5 %	Up to 2.00 %	Nil	0.25%	SGD 5,000
Other Currency Shares (Snap)	SGD	Up to 5.5 %	Up to 2.00 %	Nil	0.25%	SGD 5,000
Other Currency Shares (Acc.) (Snap)	SGD	Up to 5.5 %	Up to 2.00 %	Nil	0.25%	SGD 5,000
Other Currency Shares (Acc.) (Snap)	INR	Up to 5.5 %	Up to 2.00 %	Nil	0.25%	INR 200,000
Other Currency Shares (Acc.) (Close)	INR	Up to 5.5 %	Up to 2.00 %	Nil	0.25%	INR 200,000
Class A Shares (Close)	USD	Up to 4 %	Up to 2.00 %	Up to 0.50 %	0.25%	USD 1,500
Class A Shares (Acc.) (Close)	USD	Up to 4 %	Up to 2.00 %	Up to 0.50 %	0.25%	USD 1,500
Class A Shares (Snap)	USD	Up to 4 %	Up to 2.00 %	Up to 0.50 %	0.25%	USD 1,500
Class A Shares (Acc.) (Snap)	USD	Up to 4 %	Up to 2.00 %	Up to 0.50 %	0.25%	USD 1,500
Class B Shares (Close)	USD	Nil	Up to 2.00 %	Up to 0.50 %	0.25%	USD 1,500
Class B Shares (Snap)	USD	Nil	Up to 2.00 %	Up to 0.50 %	0.25%	USD 1,500
Class E Shares (Close)	EUR	Up to 4 %	Up to 2.00 %	Up to 1.00 %	0.25%	EUR 1,500
Class E Shares (Acc.) (Close)	EUR	Up to 4 %	Up to 2.00 %	Up to 1.00 %	0.25%	EUR 1,500
Class E Shares (Snap)	EUR	Up to 4 %	Up to 2.00 %	Up to 1.00 %	0.25%	EUR 1,500
Class E Shares (Acc.) (Snap)	EUR	Up to 4 %	Up to 2.00 %	Up to 1.00 %	0.25%	EUR 1,500
Class P Shares (Close)	USD	Nil	Up to 1.50 %	Nil	Variable	USD 50,000
Class P Shares (Acc.) (Close)	USD	Nil	Up to 1.50 %	Nil	Variable	USD 50,000
Class P Shares (Snap)	USD	Nil	Up to 1.50 %	Nil	Variable	USD 50,000

Goldman Sachs Funds SICAV

Class P Shares (Acc.) (Snap)	USD	Nil	Up to 1.50 %	Nil	Variable	USD 50,000
Class P Shares (Close) (EUR)	EUR	Nil	Up to 1.50 %	Nil	Variable	EUR 50,000
Class P Shares (Acc.) (Close) (EUR)	EUR	Nil	Up to 1.50 %	Nil	Variable	EUR 50,000
Class P Shares (Snap) (EUR)	EUR	Nil	Up to 1.50 %	Nil	Variable	EUR 50,000
Class P Shares (Acc.) (Snap) (EUR)	EUR	Nil	Up to 1.50 %	Nil	Variable	EUR 50,000
Class P Shares (Close) (SGD)	SGD	Nil	Up to 1.50 %	Nil	Variable	SGD 50,000
Class P Shares (Acc.) (Close) (SGD)	SGD	Nil	Up to 1.50 %	Nil	Variable	SGD 50,000
Class P Shares (Snap) (SGD)	SGD	Nil	Up to 1.50 %	Nil	Variable	SGD 50,000
Class P Shares (Acc.) (Snap) (SGD)	SGD	Nil	Up to 1.50 %	Nil	Variable	SGD 50,000
Class I Shares (Close)	USD	Nil	Up to 1.25 %	Nil	Variable	USD 1m
Class I Shares (Acc.) (Close)	USD	Nil	Up to 1.25 %	Nil	Variable	USD 1m
Class I Shares (Snap)	USD	Nil	Up to 1.25 %	Nil	Variable	USD 1m
Class I Shares (Acc.) (Snap)	USD	Nil	Up to 1.25 %	Nil	Variable	USD 1m
Class I Shares (Acc.) (AUD) (Close)	AUD	Nil	Up to 1.25 %	Nil	Variable	AUD 1m
Class I Shares (Acc.) (AUD) (Snap)	AUD	Nil	Up to 1.25 %	Nil	Variable	AUD 1m
Class I Shares (EUR) (Close)	EUR	Nil	Up to 1.25 %	Nil	Variable	EUR 1m
Class I Shares (Acc.) (EUR) (Close)	EUR	Nil	Up to 1.25 %	Nil	Variable	EUR 1m
Class I Shares (EUR) (Snap)	EUR	Nil	Up to 1.25 %	Nil	Variable	EUR 1m
Class I Shares (Acc.) (EUR) (Snap)	EUR	Nil	Up to 1.25 %	Nil	Variable	EUR 1m
Class I Shares (GBP) (Close)	GBP	Nil	Up to 1.25 %	Nil	Variable	GBP 1m
Class I Shares (Acc.) (GBP) (Close)	GBP	Nil	Up to 1.25 %	Nil	Variable	GBP 1m
Class I Shares (GBP) (Snap)	GBP	Nil	Up to 1.25 %	Nil	Variable	GBP 1m
Class I Shares (Acc.) (GBP) (Snap)	GBP	Nil	Up to 1.25 %	Nil	Variable	GBP 1m
Class I Shares (Acc.) (INR) (Close)	INR	Nil	Up to 1.25 %	Nil	Variable	INR 40m
Class I Shares (Acc.) (INR) (Snap)	INR	Nil	Up to 1.25 %	Nil	Variable	INR 40m
Class I Shares (Close) (SGD)	SGD	Nil	Up to 1.25 %	Nil	Variable	SGD 1m
Class I Shares (Acc.) (Close) (SGD)	SGD	Nil	Up to 1.25 %	Nil	Variable	SGD 1m
Class I Shares (Snap) (SGD)	SGD	Nil	Up to 1.25 %	Nil	Variable	SGD 1m
Class I Shares (Acc.) (Snap) (SGD)	SGD	Nil	Up to 1.25 %	Nil	Variable	SGD 1m
Class IX Shares (Close)	USD	Nil	Up to 1.25 %	Nil	Variable	USD 5m
Class IX Shares (Snap)	USD	Nil	Up to 1.25 %	Nil	Variable	USD 5m
Class II Shares (Close)	USD	Nil	Up to 2.00 %	Nil	Variable	USD 5,000

Goldman Sachs Funds SICAV

Class II Shares (Acc.) (Close)	USD	Nil	Up to 2.00 %	Nil	Variable	USD 5,000
Class II Shares (Snap)	USD	Nil	Up to 2.00 %	Nil	Variable	USD 5,000
Class II Shares (Acc.) (Snap)	USD	Nil	Up to 2.00 %	Nil	Variable	USD 5,000
Class IO Shares (Close)	USD	Nil	N/a	Nil	Variable	On application
Class IO Shares (Acc.) (Close)	USD	Nil	N/a	Nil	Variable	On application
Class IO Shares (Snap)	USD	Nil	N/a	Nil	Variable	On application
Class IO Shares (Acc.) (Snap)	USD	Nil	N/a	Nil	Variable	On application
Class IO Shares (Close)	GBP	Nil	N/a	Nil	Variable	On application
Class IO Shares (Acc.) (Close)	GBP	Nil	N/a	Nil	Variable	On application
Class IO Shares (GBP) (Snap)	GBP	Nil	N/a	Nil	Variable	On application
Class IO Shares (Acc.) (GBP) (Snap)	GBP	Nil	N/a	Nil	Variable	On application
Class IO Shares (Acc.) (INR) (Close)	INR	Nil	N/a	Nil	Variable	On application
Class IO Shares (Acc.) (INR) (Snap)	INR	Nil	N/a	Nil	Variable	On application
Class IXO Shares (Close)	USD	Nil	N/a	Nil	Variable	On application
Class IXO Shares (Snap)	USD	Nil	N/a	Nil	Variable	On application

Goldman Sachs UK Equity Target Alpha Portfolio	Base Currency – GBP					
Investment Objective:	Goldman Sachs UK Equity Target Alpha Portfolio will invest in securities of UK companies and will typically invest in fewer than 50 companies.					
Additional Note:	Please be aware that the above Investment Objective is subject to the qualifications set out under "Investment Policies" on page 5.					
	Share Class Currency	Sales Charge	Management Fee	Distribution Fee	Operating Expenses	Minimum Investment
Base	GBP	Up to 5.5 %	Up to 1.50 %	Nil	0.40 %	GBP 3,000
Base (Acc.)	GBP	Up to 5.5 %	Up to 1.50 %	Nil	0.40 %	GBP 3,000
Class A Shares	GBP	Up to 4 %	Up to 1.50 %	Up to 0.50 %	0.40 %	GBP 1,500
Class A Shares	USD	Up to 4 %	Up to 1.50 %	Up to 0.50 %	0.40 %	USD 1,500
Class B Shares	USD	Nil	Up to 1.50 %	Up to 0.50 %	0.40 %	USD 1,500
Class E Shares (Acc.)	EUR	Up to 4 %	Up to 1.50 %	Up to 1.00 %	0.40 %	EUR 1,500
Class I Shares	GBP	Nil	Up to 1.00 %	Nil	Variable	GBP 1m
Class I Shares (Acc.)	GBP	Nil	Up to 1.00 %	Nil	Variable	GBP 1m
Class IX Shares	USD	Nil	Up to 1.00 %	Nil	Variable	USD 5m
Class IO Shares	GBP	Nil	N/a	Nil	Variable	On application
Class IO Shares (Acc.)	GBP	Nil	N/a	Nil	Variable	On application
Class IXO Shares	USD	Nil	N/a	Nil	Variable	On application

Goldman Sachs US Growth Equity Portfolio	Base Currency – USD					
Investment Objective:	Goldman Sachs US Growth Equity Portfolio will invest in securities of US companies.					
Additional Note:	Please be aware that the above Investment Objective is subject to the qualifications set out under "Investment Policies" on page 5.					
	Each type of Share Class below is also offered hedged into EUR and GBP. The Sales Charge, Management Fee,					

	Distribution Fee and Operating Expenses (in each case, where applicable) for these additional EUR hedged and GBP hedged Share Classes are the same as for the relevant Share Class type in the below table. The amount of the Investment Minimum for these EUR hedged and GBP hedged Share Classes is the same amount in EUR or GBP respectively as the amount quoted for that Share Class type's USD class in the table below.					
	Share Class Currency	Sales Charge	Management Fee	Distribution Fee	Operating Expenses	Minimum Investment
Base	USD	Up to 5.5 %	1.50 %	Nil	0.40 %	USD 5,000
Base (Acc.)	USD	Up to 5.5 %	1.50 %	Nil	0.40 %	USD 5,000
Other Currency Shares	EUR	Up to 5.5 %	1.50 %	Nil	0.40 %	EUR 5,000
Other Currency Shares (Acc.)	EUR	Up to 5.5 %	1.50 %	Nil	0.40 %	EUR 5,000
Other Currency Shares	GBP	Up to 5.5 %	1.50 %	Nil	0.40 %	GBP 3,000
Other Currency Shares (Acc.)	GBP	Up to 5.5 %	1.50 %	Nil	0.40 %	GBP 3,000
Class A Shares	USD	Up to 4 %	1.50 %	Up to 0.50 %	0.40 %	USD 1,500
Class B Shares	USD	Nil	1.50 %	Up to 0.50 %	0.40 %	USD 1,500
Class E Shares	EUR	Up to 4 %	1.50 %	Up to 1.00 %	0.40 %	EUR 1,500
Class E Shares (Acc.)	EUR	Up to 4 %	1.50 %	Up to 1.00 %	0.40 %	EUR 1,500
Class P Shares	USD	Nil	Up to 1.25 %	Nil	Variable	USD 50,000
Class P Shares (Acc.)	USD	Nil	Up to 1.25 %	Nil	Variable	USD 50,000
Class P Shares (EUR)	EUR	Nil	Up to 1.25 %	Nil	Variable	EUR 50,000
Class P Shares (Acc.) (EUR)	EUR	Nil	Up to 1.25 %	Nil	Variable	EUR 50,000
Class U Shares	USD	Up to 5.5 %	1.05 %	Nil	Variable	USD 20m
Class I Shares	USD	Nil	0.75 %	Nil	Variable	USD 1m
Class I Shares (Acc.)	USD	Nil	0.75 %	Nil	Variable	USD 1m
Class I Shares (EUR)	EUR	Nil	0.75 %	Nil	Variable	EUR 1m
Class I Shares (Acc.) (EUR)	EUR	Nil	0.75 %	Nil	Variable	EUR 1m
Class I Shares (GBP)	GBP	Nil	0.75 %	Nil	Variable	GBP 1m
Class I Shares (Acc.) (GBP)	GBP	Nil	0.75 %	Nil	Variable	GBP 1m
Class IX Shares	USD	Nil	0.75 %	Nil	Variable	USD 5m
Class IO Shares	USD	Nil	N/a	Nil	Variable	On application
Class IO Shares (Acc.)	USD	Nil	N/a	Nil	Variable	On application
Class IO Shares (GBP)	GBP	Nil	N/a	Nil	Variable	On application
Class IO Shares (Acc.) (GBP)	GBP	Nil	N/a	Nil	Variable	On application
Class IXO Shares	USD	Nil	N/a	Nil	Variable	On application

Goldman Sachs US Equity Portfolio	Base Currency – USD					
Investment Objective:	Goldman Sachs US Equity Portfolio will invest in securities of US companies.					
Additional Note:	<p>Please be aware that the above Investment Objective is subject to the qualifications set out under "Investment Policies" on page 5.</p> <p>Each type of Share Class below is also offered hedged into EUR and GBP. The Sales Charge, Management Fee, Distribution Fee and Operating Expenses (in each case, where applicable) for these additional EUR hedged and GBP hedged Share Classes are the same as for the relevant Share Class type in the below table. The amount of the Investment Minimum for these EUR hedged and GBP hedged Share Classes is the same amount in EUR or GBP respectively as the amount quoted for that Share Class type's USD class in the table below.</p>					
	Share Class Currency	Sales Charge	Management Fee	Distribution Fee	Operating Expenses	Minimum Investment
Base	USD	Up to 5.5 %	1.50 %	Nil	0.40 %	USD 5,000
Base (Acc.)	USD	Up to 5.5 %	1.50 %	Nil	0.40 %	USD 5,000

Goldman Sachs Funds SICAV

Other Currency Shares	EUR	Up to 5.5 %	1.50 %	Nil	0.40 %	EUR 5,000
Other Currency Shares (Acc.)	EUR	Up to 5.5 %	1.50 %	Nil	0.40 %	EUR 5,000
Other Currency Shares	GBP	Up to 5.5 %	1.50 %	Nil	0.40 %	GBP 3,000
Other Currency Shares (Acc.)	GBP	Up to 5.5 %	1.50 %	Nil	0.40 %	GBP 3,000
Class A Shares	USD	Up to 4 %	1.50 %	Up to 0.50 %	0.40 %	USD 1,500
Class B Shares	USD	Nil	1.50 %	Up to 0.50 %	0.40 %	USD 1,500
Class E Shares	EUR	Up to 4 %	1.50 %	Up to 1.00 %	0.40 %	EUR 1,500
Class E Shares (Acc.)	EUR	Up to 4 %	1.50 %	Up to 1.00 %	0.40 %	EUR 1,500
Class P Shares	USD	Nil	Up to 1.25 %	Nil	Variable	USD 50,000
Class P Shares (Acc.)	USD	Nil	Up to 1.25 %	Nil	Variable	USD 50,000
Class P Shares (EUR)	EUR	Nil	Up to 1.25 %	Nil	Variable	EUR 50,000
Class P Shares (Acc.) (EUR)	EUR	Nil	Up to 1.25 %	Nil	Variable	EUR 50,000
Class I Shares	USD	Nil	0.75 %	Nil	Variable	USD 1m
Class I Shares (Acc.)	USD	Nil	0.75 %	Nil	Variable	USD 1m
Class I Shares (EUR)	EUR	Nil	0.75 %	Nil	Variable	EUR 1m
Class I Shares (Acc.) (EUR)	EUR	Nil	0.75 %	Nil	Variable	EUR 1m
Class I Shares (GBP)	GBP	Nil	0.75 %	Nil	Variable	GBP 1m
Class I Shares (Acc.) (GBP)	GBP	Nil	0.75 %	Nil	Variable	GBP 1m
Class IX Shares	USD	Nil	0.75 %	Nil	Variable	USD 5m
Class IO Shares	USD	Nil	N/a	Nil	Variable	On application
Class IO Shares (Acc.)	USD	Nil	N/a	Nil	Variable	On application
Class IO Shares	EUR	Nil	N/a	Nil	Variable	On application
Class IO Shares (Acc.)	EUR	Nil	N/a	Nil	Variable	On application
Class IO Shares (GBP)	GBP	Nil	N/a	Nil	Variable	On application
Class IO Shares (Acc.) (GBP)	GBP	Nil	N/a	Nil	Variable	On application
Class IXO Shares	USD	Nil	N/a	Nil	Variable	On application

Goldman Sachs US Value Equity Portfolio	Base Currency – USD					
Investment Objective:	Goldman Sachs US Value Equity Portfolio will invest in securities of US companies.					
Additional Note:	<p>Please be aware that the above Investment Objective is subject to the qualifications set out under "Investment Policies" on page 5.</p> <p>Each type of Share Class below is also offered hedged into EUR and GBP. The Sales Charge, Management Fee, Distribution Fee and Operating Expenses (in each case, where applicable) for these additional EUR hedged and GBP hedged Share Classes are the same as for the relevant Share Class type in the below table. The amount of the Investment Minimum for these EUR hedged and GBP hedged Share Classes is the same amount in EUR or GBP respectively as the amount quoted for that Share Class type's USD class in the table below.</p>					
	Share Class Currency	Sales Charge	Management Fee	Distribution Fee	Operating Expenses	Minimum Investment
Base	USD	Up to 5.5 %	1.50 %	Nil	0.40 %	USD 5,000
Base (Acc.)	USD	Up to 5.5 %	1.50 %	Nil	0.40 %	USD 5,000
Other Currency Shares	EUR	Up to 5.5 %	1.50 %	Nil	0.40 %	EUR 5,000
Other Currency Shares (Acc.)	EUR	Up to 5.5 %	1.50 %	Nil	0.40 %	EUR 5,000
Other Currency Shares	GBP	Up to 5.5 %	1.50 %	Nil	0.40 %	GBP 3,000
Other Currency Shares (Acc.)	GBP	Up to 5.5 %	1.50 %	Nil	0.40 %	GBP 3,000
Class A Shares	USD	Up to 4 %	1.50 %	Up to 0.50 %	0.40 %	USD 1,500
Class B Shares	USD	Nil	1.50 %	Up to 0.50 %	0.40 %	USD 1,500

Goldman Sachs Funds SICAV

Class E Shares	EUR	Up to 4 %	1.50 %	Up to 1.00 %	0.40 %	EUR 1,500
Class E Shares (Acc.)	EUR	Up to 4 %	1.50 %	Up to 1.00 %	0.40 %	EUR 1,500
Class P Shares	USD	Nil	Up to 1.25 %	Nil	Variable	USD 50,000
Class P Shares (Acc.)	USD	Nil	Up to 1.25 %	Nil	Variable	USD 50,000
Class P Shares (EUR)	EUR	Nil	Up to 1.25 %	Nil	Variable	EUR 50,000
Class P Shares (Acc.) (EUR)	EUR	Nil	Up to 1.25 %	Nil	Variable	EUR 50,000
Class I Shares	USD	Nil	0.75 %	Nil	Variable	USD 1m
Class I Shares (Acc.)	USD	Nil	0.75 %	Nil	Variable	USD 1m
Class I Shares (EUR)	EUR	Nil	0.75 %	Nil	Variable	EUR 1m
Class I Shares (Acc.) (EUR)	EUR	Nil	0.75 %	Nil	Variable	EUR 1m
Class I Shares (GBP)	GBP	Nil	0.75 %	Nil	Variable	GBP 1m
Class I Shares (Acc.) (GBP)	GBP	Nil	0.75 %	Nil	Variable	GBP 1m
Class IX Shares	USD	Nil	0.75 %	Nil	Variable	USD 5m
Class IO Shares	USD	Nil	N/a	Nil	Variable	On application
Class IO Shares (Acc.)	USD	Nil	N/a	Nil	Variable	On application
Class IO Shares (GBP)	GBP	Nil	N/a	Nil	Variable	On application
Class IO Shares (Acc.) (GBP)	GBP	Nil	N/a	Nil	Variable	On application
Class IXO Shares	USD	Nil	N/a	Nil	Variable	On application

Global and Regional CORESM Equity Portfolios

Global and Regional CORESM Equity Portfolios utilise the CORESM strategy, a multi-factor proprietary model developed by Goldman Sachs which aims to forecast returns on securities. Security combinations are calculated to aim to construct the most efficient risk/return portfolio given the model's forecast of return and risk relative to each CORESM Portfolio benchmark.

Goldman Sachs BRICs CORESM Equity Portfolio	Base Currency – USD					
Investment Objective:	The Goldman Sachs BRICs CORE SM Equity Portfolio will invest in securities of companies in Brazil, Russia, India and China.					
Additional Note:	Please be aware that the above Investment Objective is subject to the qualifications set out under "Investment Policies" on page 5.					
	Share Class Currency	Sales Charge	Management Fee	Distribution Fee	Operating Expenses	Minimum Investment
Base (Close)	USD	Up to 5.5 %	Up to 1.75 %	Nil	0.40 %	USD 5,000
Base (Snap)	USD	Up to 5.5 %	Up to 1.75 %	Nil	0.40 %	USD 5,000
Base (Acc.) (Close)	USD	Up to 5.5 %	Up to 1.75 %	Nil	0.40 %	USD 5,000
Base (Acc.) (Snap)	USD	Up to 5.5 %	Up to 1.75 %	Nil	0.40 %	USD 5,000
Other Currency Shares (Close)	EUR	Up to 5.5 %	Up to 1.75 %	Nil	0.40 %	EUR 5,000
Other Currency Shares (Snap)	EUR	Up to 5.5 %	Up to 1.75 %	Nil	0.40 %	EUR 5,000
Other Currency Shares (Acc.) (Close)	EUR	Up to 5.5 %	Up to 1.75 %	Nil	0.40 %	EUR 5,000
Other Currency Shares (Acc.) (Snap)	EUR	Up to 5.5 %	Up to 1.75 %	Nil	0.40 %	EUR 5,000
Other Currency Shares (Close)	GBP	Up to 5.5 %	Up to 1.75 %	Nil	0.40 %	GBP 3,000
Other Currency Shares (Snap)	GBP	Up to 5.5 %	Up to 1.75 %	Nil	0.40 %	GBP 3,000
Other Currency Shares (Acc.) (Close)	GBP	Up to 5.5 %	Up to 1.75 %	Nil	0.40 %	GBP 3,000
Other Currency Shares (Acc.) (Snap)	GBP	Up to 5.5 %	Up to 1.75 %	Nil	0.40 %	GBP 3,000
Class A Shares (Close)	USD	Up to 4 %	Up to 1.75 %	Up to 0.50%	0.40 %	USD 1,500
Class A Shares (Snap)	USD	Up to 4 %	Up to 1.75 %	Up to 0.50%	0.40 %	USD 1,500
Class A Shares (Acc.) (Close)	USD	Up to 4 %	Up to 1.75 %	Up to 0.50%	0.40 %	USD 1,500
Class A Shares (Acc.) (Snap)	USD	Up to 4 %	Up to 1.75 %	Up to 0.50%	0.40 %	USD 1,500
Class E Shares (Close)	EUR	Up to 4 %	Up to 1.75 %	Up to 1.00 %	0.40 %	EUR 1,500
Class E Shares (Snap)	EUR	Up to 4 %	Up to 1.75 %	Up to 1.00 %	0.40 %	EUR 1,500
Class E Shares (Acc.) (Close)	EUR	Up to 4 %	Up to 1.75 %	Up to 1.00 %	0.40 %	EUR 1,500
Class E Shares (Acc.) (Snap)	EUR	Up to 4 %	Up to 1.75 %	Up to 1.00 %	0.40 %	EUR 1,500
Class P Shares (Close)	USD	Up to 5.5 %	Up to 1.25 %	Nil	Variable	USD 50,000
Class P Shares (Snap)	USD	Up to 5.5 %	Up to 1.25 %	Nil	Variable	USD 50,000
Class P Shares (Acc.) (Close)	USD	Up to 5.5 %	Up to 1.25 %	Nil	Variable	USD 50,000
Class P Shares (Acc.) (Snap)	USD	Up to 5.5 %	Up to 1.25 %	Nil	Variable	USD 50,000
Class P Shares (Close) (EUR)	EUR	Up to 5.5 %	Up to 1.25 %	Nil	Variable	EUR 50,000

Goldman Sachs Funds SICAV

Class P Shares (Snap) (EUR)	EUR	Up to 5.5 %	Up to 1.25 %	Nil	Variable	EUR 50,000
Class P Shares (Acc.) (Close) (EUR)	EUR	Up to 5.5 %	Up to 1.25 %	Nil	Variable	EUR 50,000
Class P Shares (Acc.) (Snap) (EUR)	EUR	Up to 5.5 %	Up to 1.25 %	Nil	Variable	EUR 50,000
Class I Shares (Close)	USD	Nil	Up to 1.00 %	Nil	Variable	USD 1m
Class I Shares (Snap)	USD	Nil	Up to 1.00 %	Nil	Variable	USD 1m
Class I Shares (Acc.) (Close)	USD	Nil	Up to 1.00 %	Nil	Variable	USD 1m
Class I Shares (Acc.) (Snap)	USD	Nil	Up to 1.00 %	Nil	Variable	USD 1m
Class I Shares (Close)	EUR	Nil	Up to 1.00 %	Nil	Variable	EUR 1m
Class I Shares (Snap)	EUR	Nil	Up to 1.00 %	Nil	Variable	EUR 1m
Class I Shares (Acc.) (Close)	EUR	Nil	Up to 1.00 %	Nil	Variable	EUR 1m
Class I Shares (Acc.) (Snap)	EUR	Nil	Up to 1.00 %	Nil	Variable	EUR 1m
Class I Shares (Close) (GBP)	GBP	Nil	Up to 1.00 %	Nil	Variable	GBP 1m
Class I Shares (Snap) (GBP)	GBP	Nil	Up to 1.00 %	Nil	Variable	GBP 1m
Class I Shares (Acc.) (Close) (GBP)	GBP	Nil	Up to 1.00 %	Nil	Variable	GBP 1m
Class I Shares (Acc.) (Snap) (GBP)	GBP	Nil	Up to 1.00 %	Nil	Variable	GBP 1m
Class IX Shares (Close)	USD	Nil	Up to 1.00 %	Nil	Variable	USD 5m
Class IX Shares (Snap)	USD	Nil	Up to 1.00 %	Nil	Variable	USD 5m
Class IO Shares (Close)	USD	Nil	Up to 1.00 %	Nil	Variable	On application
Class IO Shares (Snap)	USD	Nil	Up to 1.00 %	Nil	Variable	On application
Class IO Shares (Acc.) (Close)	USD	Nil	Up to 1.00 %	Nil	Variable	On application
Class IO Shares (Acc.) (Snap)	USD	Nil	Up to 1.00 %	Nil	Variable	On application
Class IO Shares (Close) (GBP)	GBP	Nil	Up to 1.00 %	Nil	Variable	On application
Class IO Shares (Snap) (GBP)	GBP	Nil	Up to 1.00 %	Nil	Variable	On application
Class IO Shares (Acc.) (Close) (GBP)	GBP	Nil	Up to 1.00 %	Nil	Variable	On application
Class IO Shares (Acc.) (Snap) (GBP)	GBP	Nil	Up to 1.00 %	Nil	Variable	On application
Class IXO Shares (Close)	USD	Nil	N/a	Nil	Variable	On application
Class IXO Shares (Snap)	USD	Nil	N/a	Nil	Variable	On application

Goldman Sachs Emerging Markets CORESM Equity Portfolio	Base Currency – USD					
Investment Objective:	Goldman Sachs Emerging Markets CORE SM Equity Portfolio will invest in securities of emerging country issuers.					
Additional Notes:	Please be aware that the above Investment Objective is subject to the qualifications set out under "Investment Policies" on page 5. Emerging country issuers are issuers that are located in Emerging Markets or that derive a predominant proportion of their revenues or profits from Emerging Markets.					
	Share Class Currency	Sales Charge	Management Fee	Distribution Fee	Operating Expenses	Minimum Investment
Base (Close)*	USD	Up to 5.5 %	Up to 1.75 %	Nil	0.40 %	USD 5,000

Goldman Sachs Funds SICAV

Base (Snap)	USD	Up to 5.5 %	Up to 1.75 %	Nil	0.40 %	USD 5,000
Base (Acc.) (Close)*	USD	Up to 5.5 %	Up to 1.75 %	Nil	0.40 %	USD 5,000
Base (Acc.) (Snap)	USD	Up to 5.5 %	Up to 1.75 %	Nil	0.40 %	USD 5,000
Other Currency Shares	EUR	Up to 5.5 %	Up to 1.75 %	Nil	0.40 %	EUR 5,000
Other Currency Shares (Acc.)	EUR	Up to 5.5 %	Up to 1.75 %	Nil	0.40 %	EUR 5,000
Other Currency Shares	AUD	Up to 5.5 %	Up to 1.75 %	Nil	0.40 %	AUD 10,000
Other Currency Shares (Close)*	GBP	Up to 5.5 %	Up to 1.75 %	Nil	0.40 %	GBP 3,000
Other Currency Shares (Snap)	GBP	Up to 5.5 %	Up to 1.75 %	Nil	0.40 %	GBP 3,000
Other Currency Shares (Acc.) (Close)*	GBP	Up to 5.5 %	Up to 1.75 %	Nil	0.40 %	GBP 3,000
Other Currency Shares (Acc.) (Snap)	GBP	Up to 5.5 %	Up to 1.75 %	Nil	0.40 %	GBP 3,000
Class A Shares (Close)*	USD	Up to 4 %	Up to 1.75 %	Up to 0.50 %	0.40 %	USD 1,500
Class A Shares (Snap)	USD	Up to 4 %	Up to 1.75 %	Up to 0.50 %	0.40 %	USD 1,500
Class A Shares (Acc.) (Close)*	USD	Up to 4 %	Up to 1.75 %	Up to 0.50 %	0.40 %	USD 1,500
Class A Shares (Acc.) (Snap)	USD	Up to 4 %	Up to 1.75 %	Up to 0.50 %	0.40 %	USD 1,500
Class E Shares (Close)*	EUR	Up to 4 %	Up to 1.75 %	Up to 1.00 %	0.40 %	EUR 1,500
Class E Shares (Snap)	EUR	Up to 4 %	Up to 1.75 %	Up to 1.00 %	0.40 %	EUR 1,500
Class E Shares (Acc.) (Close)*	EUR	Up to 4 %	Up to 1.75 %	Up to 1.00 %	0.40 %	EUR 1,500
Class E Shares (Acc.) (Snap)	EUR	Up to 4 %	Up to 1.75 %	Up to 1.00 %	0.40 %	EUR 1,500
Class P Shares (Close)*	USD	Up to 5.5 %	Up to 1.25 %	Nil	Variable	USD 50,000
Class P Shares (Snap)	USD	Up to 5.5 %	Up to 1.25 %	Nil	Variable	USD 50,000
Class P Shares (Acc.) (Close)*	USD	Up to 5.5 %	Up to 1.25 %	Nil	Variable	USD 50,000
Class P Shares (Acc.) (Snap)	USD	Up to 5.5 %	Up to 1.25 %	Nil	Variable	USD 50,000
Class P Shares (Close) (EUR)*	EUR	Up to 5.5 %	Up to 1.25 %	Nil	Variable	EUR 50,000
Class P Shares (Snap) (EUR)	EUR	Up to 5.5 %	Up to 1.25 %	Nil	Variable	EUR 50,000
Class P Shares (Acc.) (Close) (EUR)*	EUR	Up to 5.5 %	Up to 1.25 %	Nil	Variable	EUR 50,000
Class P Shares (Acc.) (Snap) (EUR)	EUR	Up to 5.5 %	Up to 1.25 %	Nil	Variable	EUR 50,000
Class I Shares (Close)*	USD	Nil	1.00%	Nil	Variable	USD 1m
Class I Shares (Snap)	USD	Nil	1.00%	Nil	Variable	USD 1m
Class I Shares (Acc.) (Close)*	USD	Nil	1.00%	Nil	Variable	USD 1m
Class I Shares (Acc.) (Snap)	USD	Nil	1.00%	Nil	Variable	USD 1m
Class I Shares (Acc.) (Close)*	EUR	Nil	1.00%	Nil	Variable	EUR 1m
Class I Shares (Acc.) (Snap)	EUR	Nil	1.00%	Nil	Variable	EUR 1m
Class I Shares (Acc.) (Close) (AUD)*	AUD	Nil	1.00%	Nil	Variable	AUD 1m
Class I Shares (Close) (GBP)*	GBP	Nil	1.00%	Nil	Variable	GBP 1m
Class I Shares (Snap) (GBP)	GBP	Nil	1.00%	Nil	Variable	GBP 1m
Class I Shares (Acc.) (Close) (GBP)*	GBP	Nil	1.00%	Nil	Variable	GBP 1m
Class I Shares (Acc.) (Snap)	GBP	Nil	1.00%	Nil	Variable	GBP 1m

Goldman Sachs Funds SICAV

(GBP)						
Class IX Shares (Close)*	USD	Nil	1.00%	Nil	Variable	USD 5m
Class IX Shares (Snap)	USD	Nil	1.00%	Nil	Variable	USD 5m
Class IO Shares (Close)*	EUR	Nil	N/a	Nil	Variable	On application
Class IO Shares (Acc.) (Close)*	EUR	Nil	N/a	Nil	Variable	On application
Class IO Shares (Close)*	USD	Nil	N/a	Nil	Variable	On application
Class IO Shares (Acc.) (Close)*	USD	Nil	N/a	Nil	Variable	On application
Class IO Shares (Close) (GBP)*	GBP	Nil	N/a	Nil	Variable	On application
Class IO Shares (Snap) (GBP)	GBP	Nil	N/a	Nil	Variable	On application
Class IO Shares (Acc.) (Close) (GBP)*	GBP	Nil	N/a	Nil	Variable	On application
Class IO Shares (Acc.) (Snap) (GBP)	GBP	Nil	N/a	Nil	Variable	On application
Class IXO Shares (Close)*	USD	Nil	N/a	Nil	Variable	On application
Class IXO Shares (Snap)	USD	Nil	N/a	Nil	Variable	On application

*** These Share Classes may also be offered with a cut-off time ("T-1 Cut-Off") with respect to subscriptions, redemptions and conversions that is 2p.m. Central European time one Business Day before the Business Day on which the relevant subscription, redemption or conversion is to be effected. The net asset values per Share of any Share Classes with a T-1 Cut-Off are expected to differ from those with a standard cut-off time as a result of the application of different Valuation Points.**

Goldman Sachs Euroland CORESM Equity Portfolio	Base Currency – EUR					
Investment Objective:	Goldman Sachs Euroland CORE SM Equity Portfolio will invest in securities of companies in European Union member countries that have adopted the Euro currency.					
Additional Notes:	Please be aware that the above Investment Objective is subject to the qualifications set out under "Investment Policies" on page 5. A significant proportion of the Portfolio's exposure may be generated through the use of financial derivative instruments, including contracts for difference.					
	Share Class Currency	Sales Charge	Management Fee	Distribution Fee	Operating Expenses	Minimum Investment
Base	EUR	Up to 5.5 %	1.25 %	Nil	0.25%	EUR 5,000
Base (Acc.)	EUR	Up to 5.5 %	1.25 %	Nil	0.25%	EUR 5,000
Other Currency Shares	GBP	Up to 5.5 %	1.25 %	Nil	0.25%	GBP 3,000
Other Currency Shares (Acc.)	GBP	Up to 5.5 %	1.25 %	Nil	0.25%	GBP 3,000
Class A Shares	USD	Up to 4 %	1.25 %	Up to 1.00 %	0.25%	USD 1,500
Class A Shares (Acc.)	USD	Up to 4 %	1.25 %	Up to 1.00 %	0.25%	USD 1,500
Class E Shares	EUR	Up to 4 %	1.25 %	Up to 1.00 %	0.25%	EUR 1,500
Class E Shares (Acc.)	EUR	Up to 4 %	1.25 %	Up to 1.00 %	0.25%	EUR 1,500
Class P Shares	EUR	Up to 5.5 %	Up to 1.00 %	Nil	Variable	EUR 50,000
Class P Shares (Acc.)	EUR	Up to 5.5 %	Up to 1.00 %	Nil	Variable	EUR 50,000
Class I Shares	EUR	Nil	0.75 %	Nil	Variable	EUR 1m
Class I Shares (Acc.)	EUR	Nil	0.75 %	Nil	Variable	EUR 1m
Class I Shares (GBP)	GBP	Nil	0.75 %	Nil	Variable	GBP 1m

Goldman Sachs Funds SICAV

Class I Shares (Acc.) (GBP)	GBP	Nil	0.75 %	Nil	Variable	GBP 1m
Class IX Shares	USD	Nil	0.75 %	Nil	Variable	USD 5m
Class IX Shares (Acc.)	USD	Nil	0.75 %	Nil	Variable	USD 5m
Class IO Shares	EUR	Nil	N/a	Nil	Variable	On application
Class IO Shares (Acc.)	EUR	Nil	N/a	Nil	Variable	On application
Class IO Shares (GBP)	GBP	Nil	N/a	Nil	Variable	On application
Class IO Shares (Acc.) (GBP)	GBP	Nil	N/a	Nil	Variable	On application
Class IXO Shares	USD	Nil	N/a	Nil	Variable	On application

Goldman Sachs Europe CORESM Equity Portfolio	Base Currency – EUR					
Investment Objective:	Goldman Sachs Europe CORE SM Equity Portfolio will invest in securities of European companies.					
Additional Notes:	Please be aware that the above Investment Objective is subject to the qualifications set out under “Investment Policies” on page 5. A significant proportion of the Portfolio’s exposure may be generated through the use of financial derivative instruments, including contracts for difference.					
	Share Class Currency	Sales Charge	Management Fee	Distribution Fee	Operating Expenses	Minimum Investment
Base	EUR	Up to 5.5 %	1.25 %	Nil	0.25 %	EUR 5,000
Base (Acc.)	EUR	Up to 5.5 %	1.25 %	Nil	0.25 %	EUR 5,000
Other Currency Shares	GBP	Up to 5.5 %	1.25 %	Nil	0.25 %	GBP 3,000
Other Currency Shares (Acc.)	GBP	Up to 5.5 %	1.25 %	Nil	0.25 %	GBP 3,000
Other Currency Shares	SGD	Up to 5.5 %	1.25 %	Nil	0.25 %	SGD 5,000
Other Currency Shares (Acc.)	SGD	Up to 5.5 %	1.25 %	Nil	0.25 %	SGD 5,000
Class A Shares	EUR	Up to 4 %	1.25 %	Up to 0.50 %	0.25 %	EUR 1,500
Class A Shares	USD	Up to 4 %	1.25 %	Up to 0.50 %	0.25 %	USD 1,500
Class A Shares (Acc.)	USD	Up to 4 %	1.25 %	Up to 0.50 %	0.25 %	USD 1,500
Class B Shares	USD	Nil	1.25 %	Up to 0.50 %	0.25 %	USD 1,500
Class E Shares (Acc.)	EUR	Up to 4 %	1.25 %	Up to 1.00 %	0.25 %	EUR 1,500
Class P Shares	EUR	Up to 5.5 %	Up to 1.00 %	Nil	Variable	EUR 50,000
Class P Shares (Acc.)	EUR	Up to 5.5 %	Up to 1.00 %	Nil	Variable	EUR 50,000
Class I Shares	EUR	Nil	0.75 %	Nil	Variable	EUR 1m
Class I Shares (Acc.)	EUR	Nil	0.75 %	Nil	Variable	EUR 1m
Class I Shares (GBP)	GBP	Nil	0.75 %	Nil	Variable	GBP 1m
Class I Shares (Acc.) (GBP)	GBP	Nil	0.75 %	Nil	Variable	GBP 1m
Class I Shares (SGD)	SGD	Nil	0.75%	Nil	Variable	SGD 1m
Class I Shares (Acc.) (SGD)	SGD	Nil	0.75%	Nil	Variable	SGD 1m
Class IX Shares	USD	Nil	0.75 %	Nil	Variable	USD 1m
Class IO Shares	EUR	Nil	N/a	Nil	Variable	On application
Class IO Shares (Acc.)	EUR	Nil	N/a	Nil	Variable	On application
Class IO Shares (GBP)	GBP	Nil	N/a	Nil	Variable	On application
Class IO Shares (Acc.) (GBP)	GBP	Nil	N/a	Nil	Variable	On application
Class IXO Shares	USD	Nil	N/a	Nil	Variable	On application

Goldman Sachs Funds SICAV

Goldman Sachs Europe CORESM Equity Index Plus Portfolio	Base Currency – EUR					
Investment Objective:	Goldman Sachs Europe CORE SM Equity Index Plus Portfolio will invest in securities of European companies.					
Additional Notes:	Please be aware that the above Investment Objective is subject to the qualifications set out under "Investment Policies" on page 5. The benchmark of the Portfolio is the MSCI Europe Index (Net).					
	Share Class Currency	Sales Charge	Management Fee	Distribution Fee	Operating Expenses	Minimum Investment
Base (Close)	EUR	Up to 5.5 %	Up to 0.30%	Nil	0.25 %	EUR 5,000
Base (Acc.) (Close)	EUR	Up to 5.5 %	Up to 0.30%	Nil	0.25 %	EUR 5,000
Other Currency Shares (Close) (USD)	USD	Up to 5.5 %	Up to 0.30%	Nil	0.25 %	USD 5,000
Other Currency Shares (Acc.) (Close) (USD)	USD	Up to 5.5 %	Up to 0.30%	Nil	0.25 %	USD 5,000
Other Currency Shares (Close) (GBP)	GBP	Up to 5.5 %	Up to 0.30%	Nil	0.25 %	GBP 3,000
Other Currency Shares (Acc.) (Close) (GBP)	GBP	Up to 5.5 %	Up to 0.30%	Nil	0.25 %	GBP 3,000
Class A Shares (Close) (USD)	USD	Up to 4%	Up to 0.30%	Up to 0.25%	0.25 %	USD 1,500
Class A Shares (Acc.) (Close) (USD)	USD	Up to 4%	Up to 0.30%	Up to 0.25%	0.25 %	USD 1,500
Class E Shares (Close)	EUR	Up to 4%	Up to 0.30%	Up to 0.50%	0.25 %	EUR 1,500
Class E Shares (Acc.) (Close)	EUR	Up to 4%	Up to 0.30%	Up to 0.50%	0.25 %	EUR 1,500
Class P Shares (Close)	EUR	Up to 5.5 %	Up to 0.20%	Nil	Variable	EUR 50,000
Class P Shares (Acc.) (Close)	EUR	Up to 5.5 %	Up to 0.20%	Nil	Variable	EUR 50,000
Class P Shares (Close) (USD)	USD	Up to 5.5 %	Up to 0.20%	Nil	Variable	USD 50,000
Class P Shares (Acc.) (Close) (USD)	USD	Up to 5.5 %	Up to 0.20%	Nil	Variable	USD 50,000
Class P Shares (Close) (GBP)	GBP	Up to 5.5 %	Up to 0.20%	Nil	Variable	GBP 30,000
Class P Shares (Acc.) (Close) (GBP)	GBP	Up to 5.5 %	Up to 0.20%	Nil	Variable	GBP 30,000
Class I Shares (Close)	EUR	Nil	Up to 0.15%	Nil	Variable	EUR 1m
Class I Shares (Acc.) (Close)	EUR	Nil	Up to 0.15%	Nil	Variable	EUR 1m
Class I Shares (Close) (USD)	USD	Nil	Up to 0.15%	Nil	Variable	USD 1m
Class I Shares (Acc.) (Close) (USD)	USD	Nil	Up to 0.15%	Nil	Variable	USD 1m
Class I Shares (Close) (GBP)	GBP	Nil	Up to 0.15%	Nil	Variable	GBP 1m
Class I Shares (Acc.) (Close) (GBP)	GBP	Nil	Up to 0.15%	Nil	Variable	GBP 1m
Class IX Shares (Close)	USD	Nil	Up to 0.15%	Nil	Variable	USD 5m
Class IO Shares (Close)	EUR	Nil	N/a	Nil	Variable	On application
Class IO Shares (Acc.) (Close)	EUR	Nil	N/a	Nil	Variable	On application
Class IXO Shares (Close)	USD	Nil	N/a	Nil	Variable	On application

Goldman Sachs Global CORESM Equity Portfolio	Base Currency – USD					
Investment Objective:	Goldman Sachs Global CORE SM Equity Portfolio will invest in securities of companies anywhere in the world.					

Goldman Sachs Funds SICAV

Additional Notes:	Please be aware that the above Investment Objective is subject to the qualifications set out under "Investment Policies" on page 5. The Portfolio does not currently intend to use derivatives for reasons other than hedging and/or efficient portfolio management.					
	Share Class Currency	Sales Charge	Management Fee	Distribution Fee	Operating Expenses	Minimum Investment
Base (Close)	USD	Up to 5.5 %	1.25 %	Nil	0.25 %	USD 5,000
Base (Snap)	USD	Up to 5.5 %	1.25 %	Nil	0.25 %	USD 5,000
Base (Acc.) (Close)	USD	Up to 5.5 %	1.25 %	Nil	0.25 %	USD 5,000
Base (Acc.) (Snap)	USD	Up to 5.5 %	1.25 %	Nil	0.25 %	USD 5,000
Other Currency Shares	EUR	Up to 5.5 %	1.25 %	Nil	0.25 %	EUR 5,000
Other Currency Shares	AUD	Up to 5.5 %	1.25 %	Nil	0.25 %	AUD 10,000
Other Currency Shares (Close)	GBP	Up to 5.5 %	1.25 %	Nil	0.25 %	GBP 3,000
Other Currency Shares (Snap)	GBP	Up to 5.5 %	1.25 %	Nil	0.25 %	GBP 3,000
Other Currency Shares (Acc.) (Close)	GBP	Up to 5.5 %	1.25 %	Nil	0.25 %	GBP 3,000
Other Currency Shares (Acc.) (Snap)	GBP	Up to 5.5 %	1.25 %	Nil	0.25 %	GBP 3,000
Other Currency Shares (Close)	SGD	Up to 5.5 %	1.25 %	Nil	0.25 %	SGD 5,000
Other Currency Shares (Snap)	SGD	Up to 5.5 %	1.25 %	Nil	0.25 %	SGD 5,000
Other Currency Shares (Acc.) (Close)	SGD	Up to 5.5 %	1.25 %	Nil	0.25 %	SGD 5,000
Other Currency Shares (Acc.) (Snap)	SGD	Up to 5.5 %	1.25 %	Nil	0.25 %	SGD 5,000
Class A Shares (Close)	USD	Up to 4 %	1.25 %	Up to 0.50 %	0.25 %	USD 1,500
Class A Shares (Snap)	USD	Up to 4 %	1.25 %	Up to 0.50 %	0.25 %	USD 1,500
Class B Shares	USD	Nil	1.25 %	Up to 0.50 %	0.25 %	USD 1,500
Class E Shares (Acc.) (Close)	EUR	Up to 4 %	1.25 %	Up to 1.00 %	0.25 %	EUR 1,500
Class E Shares (Acc.) (Snap)	EUR	Up to 4 %	1.25 %	Up to 1.00 %	0.25 %	EUR 1,500
Class P Shares (Close)	USD	Up to 5.5 %	Up to 1.00 %	Nil	Variable	USD 50,000
Class P Shares (Snap)	USD	Up to 5.5 %	Up to 1.00 %	Nil	Variable	USD 50,000
Class P Shares (Acc.) (Close)	USD	Up to 5.5 %	Up to 1.00 %	Nil	Variable	USD 50,000
Class P Shares (Acc.) (Snap)	USD	Up to 5.5 %	Up to 1.00 %	Nil	Variable	USD 50,000
Class P Shares (Close) (EUR)	EUR	Up to 5.5 %	Up to 1.00 %	Nil	Variable	EUR 50,000
Class P Shares (Snap) (EUR)	EUR	Up to 5.5 %	Up to 1.00 %	Nil	Variable	EUR 50,000
Class P Shares (Acc.) (Close) (EUR)	EUR	Up to 5.5 %	Up to 1.00 %	Nil	Variable	EUR 50,000
Class P Shares (Acc.) (Snap) (EUR)	EUR	Up to 5.5 %	Up to 1.00 %	Nil	Variable	EUR 50,000
Class I Shares (Close)	USD	Nil	0.75 %	Nil	Variable	USD 1m
Class I Shares (Snap)	USD	Nil	0.75 %	Nil	Variable	USD 1m
Class I Shares (Acc.) (Close)	USD	Nil	0.75 %	Nil	Variable	USD 1m
Class I Shares (Acc.) (Snap)	USD	Nil	0.75 %	Nil	Variable	USD 1m
Class I Shares (Acc.) (Close)	EUR	Nil	0.75 %	Nil	Variable	EUR 1m
Class I Shares (Acc.) (Snap)	EUR	Nil	0.75 %	Nil	Variable	EUR 1m

Goldman Sachs Funds SICAV

Class I Shares (Close)	CAD	Nil	0.75 %	Nil	Variable	CAD 1m
Class I Shares (Snap)	CAD	Nil	0.75 %	Nil	Variable	CAD 1m
Class I Shares (Acc.) (Close)	CAD	Nil	0.75 %	Nil	Variable	CAD 1m
Class I Shares (Acc.) (Snap)	CAD	Nil	0.75 %	Nil	Variable	CAD 1m
Class I Shares (Close)	GBP	Nil	0.75 %	Nil	Variable	GBP 1m
Class I Shares (Snap)	GBP	Nil	0.75 %	Nil	Variable	GBP 1m
Class I Shares (Acc.) (Close)	GBP	Nil	0.75 %	Nil	Variable	GBP 1m
Class I Shares (Acc.) (Snap)	GBP	Nil	0.75 %	Nil	Variable	GBP 1m
Class I Shares (Acc.) (Close) (AUD)	AUD	Nil	0.75%	Nil	Variable	AUD 1m
Class I Shares (Close) (SGD)	SGD	Nil	0.75 %	Nil	Variable	SGD 1m
Class I Shares (Snap) (SGD)	SGD	Nil	0.75 %	Nil	Variable	SGD 1m
Class I Shares (Acc.) (Close) (SGD)	SGD	Nil	0.75 %	Nil	Variable	SGD 1m
Class I Shares (Acc.) (Snap) (SGD)	SGD	Nil	0.75 %	Nil	Variable	SGD 1m
Class IX Shares (Close)	USD	Nil	0.75 %	Nil	Variable	USD 5m
Class IX Shares (Snap)	USD	Nil	0.75 %	Nil	Variable	USD 5m
Class IO Shares (Close)	EUR	Nil	N/a	Nil	Variable	On application
Class IO Shares (Close)	USD	Nil	N/a	Nil	Variable	On application
Class IO Shares (Acc.) (Close)	EUR	Nil	N/a	Nil	Variable	On application
Class IO Shares (Acc.) (Close)	USD	Nil	N/a	Nil	Variable	On application
Class IO Shares (Close)	GBP	Nil	N/a	Nil	Variable	On application
Class IO Shares (Snap)	GBP	Nil	N/a	Nil	Variable	On application
Class IO Shares (Acc.) (Close)	GBP	Nil	N/a	Nil	Variable	On application
Class IO Shares (Acc.) (Snap)	GBP	Nil	N/a	Nil	Variable	On application
Class IXO Shares (Close)	USD	Nil	N/a	Nil	Variable	On application
Class IXO Shares (Snap)	USD	Nil	N/a	Nil	Variable	On application

Goldman Sachs Global CORESM Equity Index Plus Portfolio	Base Currency – USD					
Investment Objective:	Goldman Sachs Global CORE SM Equity Index Plus Portfolio will invest in securities of companies anywhere in the world.					
Additional Notes:	Please be aware that the above Investment Objective is subject to the qualifications set out under "Investment Policies" on page 5. The benchmark of the Portfolio is the MSCI World Index (Net).					
	Share Class Currency	Sales Charge	Management Fee	Distribution Fee	Operating Expenses	Minimum Investment
Base (Close)	USD	Up to 5.5 %	Up to 0.30%	Nil	0.25 %	USD 5,000
Base (Acc.) (Close)	USD	Up to 5.5 %	Up to 0.30%	Nil	0.25 %	USD 5,000
Other Currency Shares (Close) (EUR)	EUR	Up to 5.5 %	Up to 0.30%	Nil	0.25 %	EUR 5,000
Other Currency Shares (Acc.) (Close) (EUR)	EUR	Up to 5.5 %	Up to 0.30%	Nil	0.25 %	EUR 5,000
Other Currency Shares (Close) (GBP)	GBP	Up to 5.5 %	Up to 0.30%	Nil	0.25 %	GBP 3,000

Goldman Sachs Funds SICAV

Other Currency Shares (Acc.) (Close) (GBP)	GBP	Up to 5.5 %	Up to 0.30%	Nil	0.25 %	GBP 3,000
Class A Shares (Close)	USD	Up to 4%	Up to 0.30%	Up to 0.25%	0.25 %	USD 1,500
Class A Shares (Acc.) (Close)	USD	Up to 4%	Up to 0.30%	Up to 0.25%	0.25 %	USD 1,500
Class E Shares (Close) (EUR)	EUR	Up to 4%	Up to 0.30%	Up to 0.50%	0.25 %	EUR 1,500
Class E Shares (Acc.) (Close) (EUR)	EUR	Up to 4%	Up to 0.30%	Up to 0.50%	0.25 %	EUR 1,500
Class P Shares (Close)	USD	Up to 5.5 %	Up to 0.20%	Nil	Variable	USD 50,000
Class P Shares (Acc.) (Close)	USD	Up to 5.5 %	Up to 0.20%	Nil	Variable	USD 50,000
Class P Shares (Close) (EUR)	EUR	Up to 5.5 %	Up to 0.20%	Nil	Variable	EUR 50,000
Class P Shares (Acc.) (Close) (EUR)	EUR	Up to 5.5 %	Up to 0.20%	Nil	Variable	EUR 50,000
Class P Shares (Close) (GBP)	GBP	Up to 5.5 %	Up to 0.20%	Nil	Variable	GBP 30,000
Class P Shares (Acc.) (Close) (GBP)	GBP	Up to 5.5 %	Up to 0.20%	Nil	Variable	GBP 30,000
Class I Shares (Close)	USD	Nil	Up to 0.15%	Nil	Variable	USD 1m
Class I Shares (Acc.) (Close)	USD	Nil	Up to 0.15%	Nil	Variable	USD 1m
Class I Shares (Close) (EUR)	EUR	Nil	Up to 0.15%	Nil	Variable	EUR 1m
Class I Shares (Acc.) (Close) (EUR)	EUR	Nil	Up to 0.15%	Nil	Variable	EUR 1m
Class I Shares (Close) (GBP)	GBP	Nil	Up to 0.15%	Nil	Variable	GBP 1m
Class I Shares (Acc.) (Close) (GBP)	GBP	Nil	Up to 0.15%	Nil	Variable	GBP 1m
Class IX Shares (Close)	USD	Nil	Up to 0.15%	Nil	Variable	USD 5m
Class IO Shares (Close)	USD	Nil	N/a	Nil	Variable	On application
Class IO Shares (Acc.) (Close)	USD	Nil	N/a	Nil	Variable	On application
Class IXO Shares (Close)	USD	Nil	N/a	Nil	Variable	On application

*** All the Share Classes listed above may also be offered with a cut-off time ("T-1 Cut-Off") with respect to subscriptions, redemptions and conversions that is 2p.m. Central European time one Business Day before the Business Day on which the relevant subscription, redemption or conversion is to be effected. The net asset values per Share of any Share Classes with a T-1 Cut-Off are expected to differ from those with a standard cut-off time as a result of the application of different Valuation Points.**

Goldman Sachs Global Enhanced CORESM Equity Portfolio	Base Currency – USD						
Investment Objective:	Goldman Sachs Global Enhanced CORE SM Equity Portfolio will invest in securities of companies anywhere in the world.						
Additional Note:	Please be aware that the above Investment Objective is subject to the qualifications set out under "Investment Policies" on page 5.						
	Share Class	Currency	Sales Charge	Management Fee	Distribution Fee	Operating Expenses	Minimum Investment
Base (Close)	USD	Up to 5.5 %	1.25 %	Nil	0.25 %	USD 5,000	
Base (Snap)	USD	Up to 5.5 %	1.25 %	Nil	0.25 %	USD 5,000	
Base (Acc.) (Close)	USD	Up to 5.5 %	1.25 %	Nil	0.25 %	USD 5,000	
Base (Acc.) (Snap)	USD	Up to 5.5 %	1.25 %	Nil	0.25 %	USD 5,000	
Class A Shares (Dist.) (Close)	USD	Up to 4 %	1.25 %	Up to 0.50 %	0.25 %	USD 1,500	
Class A Shares (Dist.) (Snap)	USD	Up to 4 %	1.25 %	Up to 0.50 %	0.25 %	USD 1,500	
Class E Shares (Acc.) (Close)	EUR	Up to 4 %	1.25 %	Up to 1.00 %	0.25 %	EUR 1,500	
Class E Shares (Acc.) (Snap)	EUR	Up to 4 %	1.25 %	Up to 1.00 %	0.25 %	EUR 1,500	
Class I Shares (Close)	USD	Nil	Up to 0.75 %	Nil	Variable	USD 1m	

Goldman Sachs Funds SICAV

Class I Shares (Snap)	USD	Nil	Up to 0.75 %	Nil	Variable	USD 1m
Class I Shares (Acc.) (Close)	USD	Nil	Up to 0.75 %	Nil	Variable	USD 1m
Class I Shares (Acc.) (Snap)	USD	Nil	Up to 0.75 %	Nil	Variable	USD 1m
Class I Shares (Acc.) (Close)	EUR	Nil	Up to 0.75 %	Nil	Variable	EUR 1m
Class I Shares (Acc.) (Snap)	EUR	Nil	Up to 0.75 %	Nil	Variable	EUR 1m
Class IO Shares (Acc.) (Close)	USD	Nil	N/a	Nil	Variable	On application
Class IO Shares (Acc.) (Snap)	USD	Nil	N/a	Nil	Variable	On application
Class IX Shares (Close)	USD	Nil	Up to 0.75 %	Nil	Variable	USD 5m
Class IX Shares (Snap)	USD	Nil	Up to 0.75 %	Nil	Variable	USD 5m
Class IXO Shares (Close)	USD	Nil	N/a	Nil	Variable	On application
Class IXO Shares (Snap)	USD	Nil	N/a	Nil	Variable	On application

Goldman Sachs Global Small Cap CORESM Equity Portfolio	Base Currency – USD					
Investment Objective:	Goldman Sachs Global Small Cap CORE SM Equity Portfolio will invest in securities of relatively small market capitalisation companies anywhere in the world meaning those companies with a market capitalisation of no greater than the largest company in the S&P/Citigroup EMI World Index at the time that the Portfolio's investment is made.					
Additional Note:	Please be aware that the above Investment Objective is subject to the qualifications set out under "Investment Policies" on page 5.					
	Share Class Currency	Sales Charge	Management Fee	Distribution Fee	Operating Expenses	Minimum Investment
Base (Close)	USD	Up to 5.5 %	1.25 %	Nil	0.25 %	USD 5,000
Base (Snap)	USD	Up to 5.5 %	1.25 %	Nil	0.25 %	USD 5,000
Base (Acc.) (Close)	USD	Up to 5.5 %	1.25 %	Nil	0.25 %	USD 5,000
Base (Acc.) (Snap)	USD	Up to 5.5 %	1.25 %	Nil	0.25 %	USD 5,000
Other Currency Shares	AUD	Up to 5.5 %	1.25 %	Nil	0.25 %	AUD 10,000
Other Currency Shares (Close)	EUR	Up to 5.5 %	1.25 %	Nil	0.25 %	EUR 5,000
Other Currency Shares (Snap)	EUR	Up to 5.5 %	1.25 %	Nil	0.25 %	EUR 5,000
Other Currency Shares (Acc.) (Close)	EUR	Up to 5.5 %	1.25 %	Nil	0.25 %	EUR 5,000
Other Currency Shares (Acc.) (Snap)	EUR	Up to 5.5 %	1.25 %	Nil	0.25 %	EUR 5,000
Other Currency Shares (Close)	GBP	Up to 5.5 %	1.25 %	Nil	0.25 %	GBP 3,000
Other Currency Shares (Snap)	GBP	Up to 5.5 %	1.25 %	Nil	0.25 %	GBP 3,000
Other Currency Shares (Acc.) (Close)	GBP	Up to 5.5 %	1.25 %	Nil	0.25 %	GBP 3,000
Other Currency Shares (Acc.) (Snap)	GBP	Up to 5.5 %	1.25 %	Nil	0.25 %	GBP 3,000
Class A Shares (Close)	USD	Up to 4 %	1.25 %	Up to 0.50 %	0.25 %	USD 1,500
Class A Shares (Snap)	USD	Up to 4 %	1.25 %	Up to 0.50 %	0.25 %	USD 1,500
Class B Shares	USD	Nil	1.25 %	Up to 0.50 %	0.25 %	USD 1,500
Class E Shares (Acc.) (Close)	EUR	Up to 4 %	1.25 %	Up to 1.00 %	0.25 %	EUR 1,500
Class E Shares (Acc.) (Snap)	EUR	Up to 4 %	1.25 %	Up to 1.00 %	0.25 %	EUR 1,500

Goldman Sachs Funds SICAV

Class P Shares (Close)	USD	Up to 5.5 %	Up to 1.25 %	Nil	Variable	USD 50,000
Class P Shares (Snap)	USD	Up to 5.5 %	Up to 1.25 %	Nil	Variable	USD 50,000
Class P Shares (Acc.) (Close)	USD	Up to 5.5 %	Up to 1.25 %	Nil	Variable	USD 50,000
Class P Shares (Acc.) (Snap)	USD	Up to 5.5 %	Up to 1.25 %	Nil	Variable	USD 50,000
Class P Shares (Close) (EUR)	EUR	Up to 5.5 %	Up to 1.25 %	Nil	Variable	EUR 50,000
Class P Shares (Snap) (EUR)	EUR	Up to 5.5 %	Up to 1.25 %	Nil	Variable	EUR 50,000
Class P Shares (Acc.) (Close) (EUR)	EUR	Up to 5.5 %	Up to 1.25 %	Nil	Variable	EUR 50,000
Class P Shares (Acc.) (Snap) (EUR)	EUR	Up to 5.5 %	Up to 1.25 %	Nil	Variable	EUR 50,000
Class I Shares (Close)	USD	Nil	0.85 %	Nil	Variable	USD 1m
Class I Shares (Snap)	USD	Nil	0.85 %	Nil	Variable	USD 1m
Class I Shares (Acc.) (Close)	USD	Nil	0.85 %	Nil	Variable	USD 1m
Class I Shares (Acc.) (Snap)	USD	Nil	0.85 %	Nil	Variable	USD 1m
Class I Shares (Close)	EUR	Nil	0.85 %	Nil	Variable	EUR 1m
Class I Shares (Snap)	EUR	Nil	0.85 %	Nil	Variable	EUR 1m
Class I Shares (Acc.) (Close)	EUR	Nil	0.85 %	Nil	Variable	EUR 1m
Class I Shares (Acc.) (Snap)	EUR	Nil	0.85 %	Nil	Variable	EUR 1m
Class I Shares (Acc.) (Close) (AUD)	AUD	Nil	0.85%	Nil	Variable	AUD 1m
Class I Shares (Close) (GBP)	GBP	Nil	0.85 %	Nil	Variable	GBP 1m
Class I Shares (Snap) (GBP)	GBP	Nil	0.85 %	Nil	Variable	GBP 1m
Class I Shares (Acc.) (Close) (GBP)	GBP	Nil	0.85 %	Nil	Variable	GBP 1m
Class I Shares (Acc.) (Snap) (GBP)	GBP	Nil	0.85 %	Nil	Variable	GBP 1m
Class IX Shares	USD	Nil	0.85 %	Nil	Variable	USD 5m
Class IX Shares (Close)	USD	Nil	0.85 %	Nil	Variable	USD 5m
Class IX Shares (Snap)	USD	Nil	0.85 %	Nil	Variable	USD 5m
Class IO Shares (Close)	USD	Nil	N/a	Nil	Variable	On application
Class IO Shares (Snap)	USD	Nil	N/a	Nil	Variable	On application
Class IO Shares (Acc.) (Close)	USD	Nil	N/a	Nil	Variable	On application
Class IO Shares (Acc.) (Snap)	USD	Nil	N/a	Nil	Variable	On application
Class IO Shares (Close)	EUR	Nil	N/a	Nil	Variable	On application
Class IO Shares (Snap)	EUR	Nil	N/a	Nil	Variable	On application
Class IO Shares (Acc.) (Close)	EUR	Nil	N/a	Nil	Variable	On application
Class IO Shares (Acc.) (Snap)	EUR	Nil	N/a	Nil	Variable	On application
Class IO Shares (Close) (GBP)	GBP	Nil	N/a	Nil	Variable	On application
Class IO Shares (Snap) (GBP)	GBP	Nil	N/a	Nil	Variable	On application
Class IO Shares (Acc.) (Close) (GBP)	GBP	Nil	N/a	Nil	Variable	On application
Class IO Shares (Acc.) (Snap) (GBP)	GBP	Nil	N/a	Nil	Variable	On application
Class IXO Shares (Close)	USD	Nil	N/a	Nil	Variable	On application

Goldman Sachs Funds SICAV

Class IXO Shares (Snap)	USD	Nil	N/a	Nil	Variable	On application
-------------------------	-----	-----	-----	-----	----------	----------------

Goldman Sachs Japan CORESM Equity Portfolio	Base Currency – JPY					
Investment Objective:	Goldman Sachs Japan CORE SM Equity Portfolio will invest in securities of Japanese companies.					
Additional Note:	Please be aware that the above Investment Objective is subject to the qualifications set out under “Investment Policies” on page 5.					
	Share Class Currency	Sales Charge	Management Fee	Distribution Fee	Operating Expenses	Minimum Investment
Base	JPY	Up to 5.5 %	1.25 %	Nil	0.25 %	JPY 500,000
Base (Close)	JPY	Up to 5.5 %	1.25 %	Nil	0.25 %	JPY 500,000
Base (Acc.)	JPY	Up to 5.5 %	1.25 %	Nil	0.25 %	JPY 500,000
Base (Acc.) (Close)	JPY	Up to 5.5 %	1.25 %	Nil	0.25 %	JPY 500,000
Base (EUR-hedged)	EUR	Up to 5.5 %	1.25 %	Nil	0.25 %	EUR 5,000
Base (Acc.) (EUR-hedged)	EUR	Up to 5.5 %	1.25 %	Nil	0.25 %	EUR 5,000
Other Currency Shares	GBP	Up to 5.5 %	1.25 %	Nil	0.25 %	GBP 3,000
Other Currency Shares (Acc.)	GBP	Up to 5.5 %	1.25 %	Nil	0.25 %	GBP 3,000
Other Currency Shares (Close)	GBP	Up to 5.5 %	1.25 %	Nil	0.25 %	GBP 3,000
Other Currency Shares (Acc.) (Close)	GBP	Up to 5.5 %	1.25 %	Nil	0.25 %	GBP 3,000
Other Currency Shares	EUR	Up to 5.5 %	1.25 %	Nil	0.25 %	EUR 5,000
Other Currency Shares (Acc.)	EUR	Up to 5.5 %	1.25 %	Nil	0.25 %	EUR 5,000
Other Currency Shares (Close)	EUR	Up to 5.5 %	1.25 %	Nil	0.25 %	EUR 5,000
Other Currency Shares (Acc.) (Close)	EUR	Up to 5.5 %	1.25 %	Nil	0.25 %	EUR 5,000
Other Currency Shares	USD	Up to 5.5 %	1.25 %	Nil	0.25 %	USD 5,000
Other Currency Shares (Acc.)	USD	Up to 5.5 %	1.25 %	Nil	0.25 %	USD 5,000
Other Currency Shares (Close)	USD	Up to 5.5 %	1.25 %	Nil	0.25 %	USD 5,000
Other Currency Shares (Acc.) (Close)	USD	Up to 5.5 %	1.25 %	Nil	0.25 %	USD 5,000
Class A Shares	USD	Up to 4 %	1.25 %	Up to 0.50 %	0.25 %	USD 1,500
Class B Shares	USD	Nil	1.25 %	Up to 0.50 %	0.25 %	USD 1,500
Class E Shares	EUR	Up to 4 %	1.25 %	Up to 1.00 %	0.25 %	EUR 1,500
Class E Shares (Acc.)	EUR	Up to 4 %	1.25 %	Up to 1.00 %	0.25 %	EUR 1,500
Class P Shares	JPY	Up to 5.5 %	Up to 1.00 %	Nil	Variable	JPY 5m
Class P Shares (Close)	JPY	Up to 5.5 %	Up to 1.00 %	Nil	Variable	JPY 5m
Class P Shares (Acc.)	JPY	Up to 5.5 %	Up to 1.00 %	Nil	Variable	JPY 5m
Class P Shares (Acc.) (Close)	JPY	Up to 5.5 %	Up to 1.00 %	Nil	Variable	JPY 5m
Class P Shares (USD)	USD	Up to 5.5 %	Up to 1.00 %	Nil	Variable	USD 50,000
Class P Shares (Close) (USD)	USD	Up to 5.5 %	Up to 1.00 %	Nil	Variable	USD 50,000
Class P Shares (Acc.) (USD)	USD	Up to 5.5 %	Up to 1.00 %	Nil	Variable	USD 50,000
Class P Shares (Acc.) (Close) (USD)	USD	Up to 5.5 %	Up to 1.00 %	Nil	Variable	USD 50,000
Class P Shares (EUR)	EUR	Up to 5.5 %	Up to 1.00 %	Nil	Variable	EUR 50,000
Class P Shares (Close) (EUR)	EUR	Up to 5.5 %	Up to 1.00 %	Nil	Variable	EUR 50,000

Goldman Sachs Funds SICAV

Class P Shares (Acc.) (EUR)	EUR	Up to 5.5 %	Up to 1.00 %	Nil	Variable	EUR 50,000
Class P Shares (Acc.) (Close) (EUR)	EUR	Up to 5.5 %	Up to 1.00 %	Nil	Variable	EUR 50,000
Class I Shares	JPY	Nil	0.75 %	Nil	Variable	JPY 100m
Class I Shares (Acc.)	JPY	Nil	0.75 %	Nil	Variable	JPY 100m
Class I Shares (T-1) *	JPY	Nil	0.75 %	Nil	Variable	JPY 100m
Class I Shares (Acc.) (T-1) *	JPY	Nil	0.75 %	Nil	Variable	JPY 100m
Class I Shares (EUR hedged)	EUR	Nil	0.75 %	Nil	Variable	EUR 1m
Class I Shares (Acc.) (EUR-hedged)	EUR	Nil	0.75 %	Nil	Variable	EUR 1m
Class I Shares (Snap)	GBP	Nil	0.75 %	Nil	Variable	GBP 1m
Class I Shares (Close)	GBP	Nil	0.75 %	Nil	Variable	GBP 1m
Class I Shares (Acc.) (Snap)	GBP	Nil	0.75 %	Nil	Variable	GBP 1m
Class I Shares (Acc.) (Close)	GBP	Nil	0.75 %	Nil	Variable	GBP 1m
Class IX Shares (Close)	JPY	Nil	0.75 %	Nil	Variable	JPY 100m
Class IX Shares (Snap)	JPY	Nil	0.75 %	Nil	Variable	JPY 100m
Class IO Shares	JPY	Nil	N/a	Nil	Variable	On application
Class IO Shares (Acc.)	JPY	Nil	N/a	Nil	Variable	On application
Class IO Shares (Snap)	GBP	Nil	N/a	Nil	Variable	On application
Class IO Shares (Close)	GBP	Nil	N/a	Nil	Variable	On application
Class IO Shares (Acc.) (Snap)	GBP	Nil	N/a	Nil	Variable	On application
Class IO Shares (Acc.) (Close)	GBP	Nil	N/a	Nil	Variable	On application
Class J Shares (USD-hedged)	USD	Up to 3.5%	0.75 %	Up to 0.75%	Variable	On application
Class J Shares (AUD-hedged)	AUD	Up to 3.5%	0.75 %	Up to 0.75%	Variable	On application
Class IXO Shares (Snap)	JPY	Nil	N/a	Nil	Variable	On application
Class IXO Shares (Close)	JPY	Nil	N/a	Nil	Variable	On application

* **These Share Classes have a cut-off time ("T-1 Cut-Off") with respect to subscriptions, redemptions and conversions that is 2p.m. Central European time one Business Day before the Business Day on which the relevant subscription, redemption or conversion is to be effected. The net asset values per Share of these Share Classes are expected to differ from those with a standard cut-off time as a result of the application of different Valuation Points.**

Goldman Sachs Japan CORESM Equity Index Plus Portfolio	Base Currency – JPY					
Investment Objective:	Goldman Sachs Japan CORE SM Equity Index Plus Portfolio will invest in securities of Japanese companies.					
Additional Notes:	Please be aware that the above Investment Objective is subject to the qualifications set out under "Investment Policies" on page 5. The benchmark of the Portfolio is the MSCI Japan Index (Net)".					
	Share Class Currency	Sales Charge	Management Fee	Distribution Fee	Operating Expenses	Minimum Investment
Base (Close)	JPY	Up to 5.5 %	Up to 0.30%	Nil	0.25 %	JPY 500,000
Base (Acc.) (Close)	JPY	Up to 5.5 %	Up to 0.30%	Nil	0.25 %	JPY 500,000
Other Currency Shares (Close) (USD)	USD	Up to 5.5 %	Up to 0.30%	Nil	0.25 %	USD 5,000
Other Currency Shares (Acc.) (Close) (USD)	USD	Up to 5.5 %	Up to 0.30%	Nil	0.25 %	USD 5,000
Other Currency Shares (Close) (EUR)	EUR	Up to 5.5 %	Up to 0.30%	Nil	0.25 %	EUR 5,000

Goldman Sachs Funds SICAV

Other Currency Shares (Acc.) (Close) (EUR)	EUR	Up to 5.5 %	Up to 0.30%	Nil	0.25 %	EUR 5,000
Other Currency Shares (Close) (GBP)	GBP	Up to 5.5 %	Up to 0.30%	Nil	0.25 %	GBP 3,000
Other Currency Shares (Acc.) (Close) (GBP)	GBP	Up to 5.5 %	Up to 0.30%	Nil	0.25 %	GBP 3,000
Class A Shares (Close) (USD)	USD	Up to 4%	Up to 0.30%	Up to 0.25%	0.25 %	USD 1,500
Class A Shares (Acc.) (Close) (USD)	USD	Up to 4%	Up to 0.30%	Up to 0.25%	0.25 %	USD 1,500
Class E Shares (Close) (EUR)	EUR	Up to 4%	Up to 0.30%	Up to 0.50%	0.25 %	EUR 1,500
Class E Shares (Acc.) (Close) (EUR)	EUR	Up to 4%	Up to 0.30%	Up to 0.50%	0.25 %	EUR 1,500
Class P Shares (Close)	JPY	Up to 5.5 %	Up to 0.20%	Nil	Variable	JPY 5m
Class P Shares (Acc.) (Close)	JPY	Up to 5.5 %	Up to 0.20%	Nil	Variable	JPY 5m
Class P Shares (Close) (USD)	USD	Up to 5.5 %	Up to 0.20%	Nil	Variable	USD 50,000
Class P Shares (Acc.) (Close) (USD)	USD	Up to 5.5 %	Up to 0.20%	Nil	Variable	USD 50,000
Class P Shares (Close) (EUR)	EUR	Up to 5.5 %	Up to 0.20%	Nil	Variable	EUR 50,000
Class P Shares (Acc.) (Close) (EUR)	EUR	Up to 5.5 %	Up to 0.20%	Nil	Variable	EUR 50,000
Class P Shares (Close) (GBP)	GBP	Up to 5.5 %	Up to 0.20%	Nil	Variable	GBP 30,000
Class P Shares (Acc.) (Close) (GBP)	GBP	Up to 5.5 %	Up to 0.20%	Nil	Variable	GBP 30,000
Class I Shares (Close)	JPY	Up to 5.5 %	Up to 0.20%	Nil	Variable	JPY 100m
Class I Shares (Acc.) (Close)	JPY	Up to 5.5 %	Up to 0.20%	Nil	Variable	JPY 100m
Class I Shares (Close) (USD)	USD	Nil	Up to 0.15%	Nil	Variable	USD 1m
Class I Shares (Acc.) (Close) (USD)	USD	Nil	Up to 0.15%	Nil	Variable	USD 1m
Class I Shares (Close) (EUR)	EUR	Nil	Up to 0.15%	Nil	Variable	EUR 1m
Class I Shares (Acc.) (Close) (EUR)	EUR	Nil	Up to 0.15%	Nil	Variable	EUR 1m
Class I Shares (Close) (GBP)	GBP	Nil	Up to 0.15%	Nil	Variable	GBP 1m
Class I Shares (Acc.) (Close) (GBP)	GBP	Nil	Up to 0.15%	Nil	Variable	GBP 1m
Class IX Shares (Close)	JPY	Nil	Up to 0.15%	Nil	Variable	JPY 500m
Class IO Shares (Close)	JPY	Nil	N/a	Nil	Variable	On application
Class IO Shares (Acc.) (Close)	JPY	Nil	N/a	Nil	Variable	On application
Class IXO Shares (Close)	JPY	Nil	N/a	Nil	Variable	On application

All the Share Classes listed above may also be offered with a cut-off time ("T-1 Cut-Off") with respect to subscriptions, redemptions and conversions that is 2p.m. Central European time one Business Day before the Business Day on which the relevant subscription, redemption or conversion is to be effected. The net asset values per Share of any Share Classes with a T-1 Cut-Off are expected to differ from those with a standard cut-off time as a result of the application of different Valuation Points.

Goldman Sachs Oil and Gas CORESM Equity Index Plus Portfolio	Base Currency – USD
Investment Objective:	Goldman Sachs Oil and Gas CORE SM Equity Index Plus Portfolio will invest in securities of companies which are included in the MSCI ACWI Energy Sector Index.
Additional Notes:	Please be aware that the above Investment Objective is subject to the qualifications set out under "Investment Policies" on page 5.

Goldman Sachs Funds SICAV

	Share Class Currency	Sales Charge	Management Fee	Distribution Fee	Operating Expenses	Minimum Investment
Base (Close)	USD	Up to 5.5 %	Up to 0.50%	Nil	0.25 %	USD 5,000
Base (Acc.) (Close)	USD	Up to 5.5 %	Up to 0.50%	Nil	0.25 %	USD 5,000
Other Currency Shares (Close) (EUR)	EUR	Up to 5.5 %	Up to 0.50%	Nil	0.25 %	EUR 5,000
Other Currency Shares (Acc.) (Close) (EUR)	EUR	Up to 5.5 %	Up to 0.50%	Nil	0.25 %	EUR 5,000
Other Currency Shares (Close) (GBP)	GBP	Up to 5.5 %	Up to 0.50%	Nil	0.25 %	GBP 3,000
Other Currency Shares (Acc.) (Close) (GBP)	GBP	Up to 5.5 %	Up to 0.50%	Nil	0.25 %	GBP 3,000
Class A Shares (Close)	USD	Up to 4%	Up to 0.50%	Up to 0.25%	0.25 %	USD 1,500
Class A Shares (Acc.) (Close)	USD	Up to 4%	Up to 0.50%	Up to 0.25%	0.25 %	USD 1,500
Class E Shares (Close) (EUR)	EUR	Up to 4%	Up to 0.50%	Up to 0.50%	0.25 %	EUR 1,500
Class E Shares (Acc.) (Close) (EUR)	EUR	Up to 4%	Up to 0.50%	Up to 0.50%	0.25 %	EUR 1,500
Class P Shares (Close)	USD	Up to 5.5 %	Up to 0.40%	Nil	Variable	USD 50,000
Class P Shares (Acc.) (Close)	USD	Up to 5.5 %	Up to 0.40%	Nil	Variable	USD 50,000
Class P Shares (Close) (EUR)	EUR	Up to 5.5 %	Up to 0.40%	Nil	Variable	EUR 50,000
Class P Shares (Acc.) (Close) (EUR)	EUR	Up to 5.5 %	Up to 0.40%	Nil	Variable	EUR 50,000
Class P Shares (Close) (GBP)	GBP	Up to 5.5 %	Up to 0.40%	Nil	Variable	GBP 30,000
Class P Shares (Acc.) (Close) (GBP)	GBP	Up to 5.5 %	Up to 0.40%	Nil	Variable	GBP 30,000
Class I Shares (Close)	USD	Nil	Up to 0.30%	Nil	Variable	USD 1m
Class I Shares (Acc.) (Close)	USD	Nil	Up to 0.30%	Nil	Variable	USD 1m
Class I Shares (Close) (EUR)	EUR	Nil	Up to 0.30%	Nil	Variable	EUR 1m
Class I Shares (Acc.) (Close) (EUR)	EUR	Nil	Up to 0.30%	Nil	Variable	EUR 1m
Class I Shares (Close) (GBP)	GBP	Nil	Up to 0.30%	Nil	Variable	GBP 1m
Class I Shares (Acc.) (Close) (GBP)	GBP	Nil	Up to 0.30%	Nil	Variable	GBP 1m
Class IX Shares (Close)	USD	Nil	Up to 0.30%	Nil	Variable	USD 5m
Class IO Shares (Close)	USD	Nil	N/a	Nil	Variable	On application
Class IO Shares (Acc.) (Close)	USD	Nil	N/a	Nil	Variable	On application
Class IXO Shares (Close)	USD	Nil	N/a	Nil	Variable	On application

All the "Close" Share Classes listed above may also be offered:

- (1) **as "Snap" Share Classes which take a Valuation Point at a time other than close of market.**
- (2) **with a cut-off time ("T-1 Cut-Off") with respect to subscriptions, redemptions and conversions that is 2p.m. Central European time one Business Day before the Business Day on which the relevant subscription, redemption or conversion is to be effected.**

The net asset values per Share of any Share Classes which either take a "Snap" Valuation Point or with a T-1 Cut-Off are expected to differ from those listed in the table above as a result of the application of different Valuation Points.

Goldman Sachs US CORESM Equity Portfolio	Base Currency – USD
Investment Objective:	Goldman Sachs US CORE SM Equity Portfolio will invest in securities of US companies.
Additional Note:	Please be aware that the above Investment Objective is subject to the qualifications set out under "Investment

	Policies” on page 5. Each type of Share Class below is also offered hedged into EUR. The Sales Charge, Management Fee, Distribution Fee and Operating Expenses (in each case, where applicable) for these additional EUR hedged Share Classes are the same as for the relevant Share Class type in the below table. The amount of the Investment Minimum for these EUR hedged Share Classes is the same amount in EUR as the amount quoted for that Share Class type’s USD class in the table below.					
	Share Class Currency	Sales Charge	Management Fee	Distribution Fee	Operating Expenses	Minimum Investment
Base (Close)	USD	Up to 5.5 %	1.25 %	Nil	0.25 %	USD 5,000
Base (Snap)	USD	Up to 5.5 %	1.25 %	Nil	0.25 %	USD 5,000
Base (Acc.) (Close)	USD	Up to 5.5 %	1.25 %	Nil	0.25 %	USD 5,000
Base (Acc.) (Snap)	USD	Up to 5.5 %	1.25 %	Nil	0.25 %	USD 5,000
Base (EUR-hedged) (Acc.) (Snap)	EUR	Up to 5.5 %	1.25 %	Nil	0.25 %	EUR 5,000
Base (EUR-hedged) (Acc.) (Close)	EUR	Up to 5.5 %	1.25 %	Nil	0.25 %	EUR 5,000
Other Currency Shares (Close)	EUR	Up to 5.5 %	1.25 %	Nil	0.25 %	EUR 5,000
Other Currency Shares (Snap)	EUR	Up to 5.5 %	1.25 %	Nil	0.25 %	EUR 5,000
Other Currency Shares (Acc.) (Close)	EUR	Up to 5.5 %	1.25 %	Nil	0.25 %	EUR 5,000
Other Currency Shares (Acc.) (Snap)	EUR	Up to 5.5 %	1.25 %	Nil	0.25 %	EUR 5,000
Other Currency Shares (Close)	GBP	Up to 5.5 %	1.25 %	Nil	0.25 %	GBP 3,000
Other Currency Shares (Snap)	GBP	Up to 5.5 %	1.25 %	Nil	0.25 %	GBP 3,000
Other Currency Shares (Acc.) (Close)	GBP	Up to 5.5 %	1.25 %	Nil	0.25 %	GBP 3,000
Other Currency Shares (Acc.) (Snap)	GBP	Up to 5.5 %	1.25 %	Nil	0.25 %	GBP 3,000
Class A Shares (Close)	USD	Up to 4 %	1.25 %	Up to 0.50%	0.25 %	USD 1,500
Class A Shares (Snap)	USD	Up to 4 %	1.25 %	Up to 0.50 %	0.25 %	USD 1,500
Class A Shares (Acc.) (Close)	USD	Up to 4 %	1.25 %	Up to 0.50 %	0.25 %	USD 1,500
Class A Shares (Acc.) (Snap)	USD	Up to 4 %	1.25 %	Up to 0.50 %	0.25 %	USD 1,500
Class B Shares	USD	Nil	1.25 %	Up to 0.50 %	0.25 %	USD 1,500
Class E Shares (Close)	EUR	Up to 4 %	1.25 %	Up to 1.00 %	0.25 %	EUR 1,500
Class E Shares (Snap)	EUR	Up to 4 %	1.25 %	Up to 1.00 %	0.25 %	EUR 1,500
Class E Shares (Acc.) (Close)	EUR	Up to 4 %	1.25 %	Up to 1.00 %	0.25 %	EUR 1,500
Class E Shares (Acc.) (Snap)	EUR	Up to 4 %	1.25 %	Up to 1.00 %	0.25 %	EUR 1,500
Class U Shares	USD	Up to 5.5 %	1.05 %	Nil	Variable	USD 20m
Class P Shares (Close)	USD	Up to 5.5 %	Up to 1.00 %	Nil	Variable	USD 50,000
Class P Shares (Snap)	USD	Up to 5.5 %	Up to 1.00 %	Nil	Variable	USD 50,000
Class P Shares (Acc.) (Close)	USD	Up to 5.5 %	Up to 1.00 %	Nil	Variable	USD 50,000
Class P Shares (Acc.) (Snap)	USD	Up to 5.5 %	Up to 1.00 %	Nil	Variable	USD 50,000
Class P Shares (Close) (EUR)	EUR	Up to 5.5 %	Up to 1.00 %	Nil	Variable	EUR 50,000
Class P Shares (Snap) (EUR)	EUR	Up to 5.5 %	Up to 1.00 %	Nil	Variable	EUR 50,000
Class P Shares (Acc.) (Close) (EUR)	EUR	Up to 5.5 %	Up to 1.00 %	Nil	Variable	EUR 50,000
Class P Shares (Acc.) (Snap) (EUR)	EUR	Up to 5.5 %	Up to 1.00 %	Nil	Variable	EUR 50,000

Goldman Sachs Funds SICAV

(EUR)						
Class I Shares (Close)	USD	Nil	0.75 %	Nil	Variable	USD 1m
Class I Shares (Snap)	USD	Nil	0.75 %	Nil	Variable	USD 1m
Class I Shares (Acc.) (Close)	USD	Nil	0.75 %	Nil	Variable	USD 1m
Class I Shares (Acc.) (Snap)	USD	Nil	0.75 %	Nil	Variable	USD 1m
Class I Shares (EUR-hedged) (Close)	EUR	Nil	0.75 %	Nil	Variable	EUR1m
Class I Shares (EUR-hedged) (Snap)	EUR	Nil	0.75 %	Nil	Variable	EUR 1m
Class I Shares (EUR-hedged) (Acc.) (Close)	EUR	Nil	0.75 %	Nil	Variable	EUR 1m
Class I Shares (EUR-hedged) (Acc.) (Snap)	EUR	Nil	0.75 %	Nil	Variable	EUR 1m
Class I Shares (Close) (EUR)	EUR	Nil	0.75 %	Nil	Variable	EUR 1m
Class I Shares (Snap) (EUR)	EUR	Nil	0.75 %	Nil	Variable	EUR 1m
Class I Shares (Acc.) (Close) (EUR)	EUR	Nil	0.75 %	Nil	Variable	EUR 1m
Class I Shares (Acc.) (Snap) (EUR)	EUR	Nil	0.75 %	Nil	Variable	EUR 1m
Class I Shares (Close) (GBP)	GBP	Nil	0.75 %	Nil	Variable	GBP 1m
Class I Shares (Snap) (GBP)	GBP	Nil	0.75 %	Nil	Variable	GBP 1m
Class I Shares (Acc.) (Close) (GBP)	GBP	Nil	0.75 %	Nil	Variable	GBP 1m
Class I Shares (Acc.) (Snap) (GBP)	GBP	Nil	0.75 %	Nil	Variable	GBP 1m
Class IX Shares (Close)	USD	Nil	0.75 %	Nil	Variable	USD 5m
Class IX Shares (Snap)	USD	Nil	0.75 %	Nil	Variable	USD 5m
Class IO Shares (Close)	USD	Nil	N/a	Nil	Variable	On application
Class IO Shares (Snap)	USD	Nil	N/a	Nil	Variable	On application
Class IO Shares (Acc.) (Close)	USD	Nil	N/a	Nil	Variable	On application
Class IO Shares (Acc.) (Snap)	USD	Nil	N/a	Nil	Variable	On application
Class IO Shares (Close) (GBP)	GBP	Nil	N/a	Nil	Variable	On application
Class IO Shares (Snap) (GBP)	GBP	Nil	N/a	Nil	Variable	On application
Class IO Shares (Acc.) (Close) (GBP)	GBP	Nil	N/a	Nil	Variable	On application
Class IO Shares (Acc.) (Snap) (GBP)	GBP	Nil	N/a	Nil	Variable	On application
Class IXO Shares (Close)	USD	Nil	N/a	Nil	Variable	On application
Class IXO Shares (Snap)	USD	Nil	N/a	Nil	Variable	On application

Goldman Sachs US CORESM Equity Index Plus Portfolio	Base Currency – USD
Investment Objective:	Goldman Sachs US CORE SM Equity Index Plus Portfolio will invest in securities of US companies.
Additional Notes:	Please be aware that the above Investment Objective is subject to the qualifications set out under “Investment Policies” on page 5. The benchmark of the Portfolio is the S&P500 Index (Net).

Goldman Sachs Funds SICAV

	Share Class Currency	Sales Charge	Management Fee	Distribution Fee	Operating Expenses	Minimum Investment
Base (Close)	USD	Up to 5.5 %	Up to 0.30%	Nil	0.25 %	USD 5,000
Base (Acc.) (Close)	USD	Up to 5.5 %	Up to 0.30%	Nil	0.25 %	USD 5,000
Other Currency Shares (Close) (EUR)	EUR	Up to 5.5 %	Up to 0.30%	Nil	0.25 %	EUR 5,000
Other Currency Shares (Acc.) (Close) (EUR)	EUR	Up to 5.5 %	Up to 0.30%	Nil	0.25 %	EUR 5,000
Other Currency Shares (Close) (GBP)	GBP	Up to 5.5 %	Up to 0.30%	Nil	0.25 %	GBP 3,000
Other Currency Shares (Acc.) (Close) (GBP)	GBP	Up to 5.5 %	Up to 0.30%	Nil	0.25 %	GBP 3,000
Class A Shares (Close)	USD	Up to 4%	Up to 0.30%	Up to 0.25%	0.25 %	USD 1,500
Class A Shares (Acc.) (Close)	USD	Up to 4%	Up to 0.30%	Up to 0.25%	0.25 %	USD 1,500
Class E Shares (Close) (EUR)	EUR	Up to 4%	Up to 0.30%	Up to 0.50%	0.25 %	EUR 1,500
Class E Shares (Acc.) (Close) (EUR)	EUR	Up to 4%	Up to 0.30%	Up to 0.50%	0.25 %	EUR 1,500
Class P Shares (Close)	USD	Up to 5.5 %	Up to 0.20%	Nil	Variable	USD 50,000
Class P Shares (Acc.) (Close)	USD	Up to 5.5 %	Up to 0.20%	Nil	Variable	USD 50,000
Class P Shares (Close) (EUR)	EUR	Up to 5.5 %	Up to 0.20%	Nil	Variable	EUR 50,000
Class P Shares (Acc.) (Close) (EUR)	EUR	Up to 5.5 %	Up to 0.20%	Nil	Variable	EUR 50,000
Class P Shares (Close) (GBP)	GBP	Up to 5.5 %	Up to 0.20%	Nil	Variable	GBP 30,000
Class P Shares (Acc.) (Close) (GBP)	GBP	Up to 5.5 %	Up to 0.20%	Nil	Variable	GBP 30,000
Class I Shares (Close)	USD	Nil	Up to 0.15%	Nil	Variable	USD 1m
Class I Shares (Acc.) (Close)	USD	Nil	Up to 0.15%	Nil	Variable	USD 1m
Class I Shares (Close) (EUR)	EUR	Nil	Up to 0.15%	Nil	Variable	EUR 1m
Class I Shares (Acc.) (Close) (EUR)	EUR	Nil	Up to 0.15%	Nil	Variable	EUR 1m
Class I Shares (Close) (GBP)	GBP	Nil	Up to 0.15%	Nil	Variable	GBP 1m
Class I Shares (Acc.) (Close) (GBP)	GBP	Nil	Up to 0.15%	Nil	Variable	GBP 1m
Class IX Shares (Close)	USD	Nil	Up to 0.15%	Nil	Variable	USD 5m
Class IO Shares (Close)	USD	Nil	N/a	Nil	Variable	On application
Class IO Shares (Acc.) (Close)	USD	Nil	N/a	Nil	Variable	On application
Class IXO Shares (Close)	USD	Nil	N/a	Nil	Variable	On application

Goldman Sachs US Small Cap CORESM Equity Portfolio	Base Currency – USD
Investment Objective:	Goldman Sachs US Small Cap CORE SM Equity Portfolio will invest in securities of relatively small market capitalisation US companies meaning those companies with a market capitalisation of no greater than the largest company in the Russell 2500 Index, at the time that the Portfolio's investment is made.
Additional Note:	Please be aware that the above Investment Objective is subject to the qualifications set out under "Investment Policies" on page 5. Each type of Share Class below is also offered hedged into EUR. The Sales Charge, Management Fee, Distribution Fee and Operating Expenses (in each case, where applicable) for these additional EUR hedged Share Classes are the same as for the relevant Share Class type in the below table. The amount of the Investment Minimum for these EUR hedged Share Classes is the same amount in EUR as the amount quoted for that Share Class type's USD class in the table below.

Goldman Sachs Funds SICAV

	Share Class Currency	Sales Charge	Management Fee	Distribution Fee	Operating Expenses	Minimum Investment
Base (Close)	USD	Up to 5.5 %	1.25 %	Nil	0.25 %	USD 5,000
Base (Snap)	USD	Up to 5.5 %	1.25 %	Nil	0.25 %	USD 5,000
Base (Acc.) (Close)	USD	Up to 5.5 %	1.25 %	Nil	0.25 %	USD 5,000
Base (Acc.) (Snap)	USD	Up to 5.5 %	1.25 %	Nil	0.25 %	USD 5,000
Other Currency Shares (Close)	EUR	Up to 5.5 %	1.25 %	Nil	0.25 %	EUR 5,000
Other Currency Shares (Snap)	EUR	Up to 5.5 %	1.25 %	Nil	0.25 %	EUR 5,000
Other Currency Shares (Acc.) (Close)	EUR	Up to 5.5 %	1.25 %	Nil	0.25 %	EUR 5,000
Other Currency Shares (Acc.) (Snap)	EUR	Up to 5.5 %	1.25 %	Nil	0.25 %	EUR 5,000
Other Currency Shares (Close)	GBP	Up to 5.5 %	1.25 %	Nil	0.25 %	GBP 3,000
Other Currency Shares (Snap)	GBP	Up to 5.5 %	1.25 %	Nil	0.25 %	GBP 3,000
Other Currency Shares (Acc.) (Close)	GBP	Up to 5.5 %	1.25 %	Nil	0.25 %	GBP 3,000
Other Currency Shares (Acc.) (Snap)	GBP	Up to 5.5 %	1.25 %	Nil	0.25 %	GBP 3,000
Class A Shares (Close)	USD	Up to 4 %	1.25 %	Up to 0.50 %	0.25 %	USD 1,500
Class A Shares (Snap)	USD	Up to 4 %	1.25 %	Up to 0.50 %	0.25 %	USD 1,500
Class B Shares	USD	Nil	1.25 %	Up to 0.50 %	0.25 %	USD 1,500
Class E Shares (Acc.) (Close)	EUR	Up to 4 %	1.25 %	Up to 1.00 %	0.25 %	EUR 1,500
Class E Shares (Acc.) (Snap)	EUR	Up to 4 %	1.25 %	Up to 1.00 %	0.25 %	EUR 1,500
Class U Shares	USD	Up to 5.5 %	1.05 %	Nil	Variable	USD 20m
Class P Shares (Close)	USD	Up to 5.5 %	Up to 1.00 %	Nil	Variable	USD 50,000
Class P Shares (Snap)	USD	Up to 5.5 %	Up to 1.00 %	Nil	Variable	USD 50,000
Class P Shares (Acc.) (Close)	USD	Up to 5.5 %	Up to 1.00 %	Nil	Variable	USD 50,000
Class P Shares (Acc.) (Snap)	USD	Up to 5.5 %	Up to 1.00 %	Nil	Variable	USD 50,000
Class P Shares (Close) (EUR)	EUR	Up to 5.5 %	Up to 1.00 %	Nil	Variable	EUR 50,000
Class P Shares (Snap) (EUR)	EUR	Up to 5.5 %	Up to 1.00 %	Nil	Variable	EUR 50,000
Class P Shares (Acc.) (Close) (EUR)	EUR	Up to 5.5 %	Up to 1.00 %	Nil	Variable	EUR 50,000
Class P Shares (Acc.) (Snap) (EUR)	EUR	Up to 5.5 %	Up to 1.00 %	Nil	Variable	EUR 50,000
Class I Shares (Close)	USD	Nil	0.75 %	Nil	Variable	USD 1m
Class I Shares (Snap)	USD	Nil	0.75 %	Nil	Variable	USD 1m
Class I Shares (Acc.) (Close)	USD	Nil	0.75 %	Nil	Variable	USD 1m
Class I Shares (Acc.) (Snap)	USD	Nil	0.75 %	Nil	Variable	USD 1m
Class I Shares (Snap) (EUR)	EUR	Nil	0.75 %	Nil	Variable	EUR 1m
Class I Shares (Close) (EUR)	EUR	Nil	0.75 %	Nil	Variable	EUR 1m
Class I Shares (Acc.) (Snap) (EUR)	EUR	Nil	0.75 %	Nil	Variable	EUR 1m
Class I Shares (Acc.) (Close) (EUR)	EUR	Nil	0.75 %	Nil	Variable	EUR 1m
Class I Shares (Snap) (GBP)	GBP	Nil	0.75 %	Nil	Variable	GBP 1m

Goldman Sachs Funds SICAV

Class I Shares (Close) (GBP)	GBP	Nil	0.75 %	Nil	Variable	GBP 1m
Class I Shares (Acc.) (Snap) (GBP)	GBP	Nil	0.75 %	Nil	Variable	GBP 1m
Class I Shares (Acc.) (Close) (GBP)	GBP	Nil	0.75 %	Nil	Variable	GBP 1m
Class IX Shares (Close)	USD	Nil	0.75 %	Nil	Variable	USD 5m
Class IX Shares (Snap)	USD	Nil	0.75 %	Nil	Variable	USD 5m
Class IO Shares (Close)	USD	Nil	N/a	Nil	Variable	On application
Class IO Shares (Snap)	USD	Nil	N/a	Nil	Variable	On application
Class IO Shares (Acc.) (Close)	USD	Nil	N/a	Nil	Variable	On application
Class IO Shares (Acc.) (Snap)	USD	Nil	N/a	Nil	Variable	On application
Class IO Shares (Close) (GBP)	GBP	Nil	N/a	Nil	Variable	On application
Class IO Shares (Snap) (GBP)	GBP	Nil	N/a	Nil	Variable	On application
Class IO Shares (Acc.) (Close) (GBP)	GBP	Nil	N/a	Nil	Variable	On application
Class IO Shares (Acc.) (Snap) (GBP)	GBP	Nil	N/a	Nil	Variable	On application
Class IXO Shares (Close)	USD	Nil	N/a	Nil	Variable	On application
Class IXO Shares (Snap)	USD	Nil	N/a	Nil	Variable	On application

Sector Equity Portfolios

Goldman Sachs Global Infrastructure Portfolio	Base Currency – USD					
Investment Objective:	The Goldman Sachs Global Infrastructure Portfolio will invest in securities of infrastructure and utilities companies including, but not limited to, companies focusing on: airports, toll roads, communications broadcast assets, gas transmission and distribution, electricity transmission and distribution, water utilities, seaports and power generation.					
Additional Notes:	Please be aware that the above Investment Objective is subject to the qualifications set out under “Investment Policies” on page 5. The Portfolio may invest a substantial proportion of its assets in emerging markets. For additional disclosure on emerging markets, please see Section 4.8 – “Investments in Emerging Markets” in the Prospectus.					
	Share Class Currency	Sales Charge	Management Fee	Distribution Fee	Operating Expenses	Minimum Investment
Base	USD	Up to 5.5%	Up to 1.75%	Nil	0.40 %	USD 5,000
Base (Acc.)	USD	Up to 5.5%	Up to 1.75%	Nil	0.40 %	USD 5,000
Other Currency Shares	AUD	Up to 5.5%	Up to 1.75%	Nil	0.40 %	AUD 5,000
Other Currency Shares (Acc)	AUD	Up to 5.5%	Up to 1.75%	Nil	0.40 %	AUD 5,000
Other Currency Shares	EUR	Up to 5.5%	Up to 1.75%	Nil	0.40 %	EUR 5,000
Other Currency Shares (Acc)	EUR	Up to 5.5%	Up to 1.75%	Nil	0.40 %	EUR 5,000
Other Currency Shares	GBP	Up to 5.5%	Up to 1.75%	Nil	0.40 %	GBP 3,000
Other Currency Shares (Acc)	GBP	Up to 5.5%	Up to 1.75%	Nil	0.40 %	GBP 3,000
Other Currency Shares	SGD	Up to 5.5%	Up to 1.75%	Nil	0.40 %	SGD 5,000
Other Currency Shares (Acc)	SGD	Up to 5.5%	Up to 1.75%	Nil	0.40 %	SGD 5,000
Other Currency Shares	INR	Up to 5.5%	Up to 1.75%	Nil	0.40 %	INR 200,000
Other Currency Shares (Acc)	INR	Up to 5.5%	Up to 1.75%	Nil	0.40 %	INR 200,000
Other Currency Shares (EUR-hedged)	EUR	Up to 5.5 %	Up to 1.75%	Nil	0.40 %	EUR 5,000
Other Currency Shares (Acc.) (EUR-hedged)	EUR	Up to 5.5 %	Up to 1.75%	Nil	0.40 %	EUR 5,000
Other Currency Shares (GBP-hedged)	GBP	Up to 5.5 %	Up to 1.75%	Nil	0.40 %	GBP 3,000
Other Currency Shares (Acc.) (GBP-hedged)	GBP	Up to 5.5 %	Up to 1.75%	Nil	0.40 %	GBP 3,000
Class A Shares	USD	Up to 4 %	Up to 1.75%	Up to 1.00 %	0.40 %	USD 1,500
Class A Shares (Acc.)	USD	Up to 4 %	Up to 1.75%	Up to 1.00 %	0.40 %	USD 1,500
Class E Shares	EUR	Up to 4 %	Up to 1.75 %	Up to 1.00 %	0.40 %	EUR 1,500
Class E Shares (Acc.)	EUR	Up to 4 %	Up to 1.75 %	Up to 1.00 %	0.40 %	EUR 1,500
Class P Shares	USD	Up to 5.5 %	Up to 1.50 %	Nil	Variable	USD 50,000
Class P Shares (Acc.)	USD	Up to 5.5 %	Up to 1.50 %	Nil	Variable	USD 50,000
Class P Shares (EUR)	EUR	Up to 5.5 %	Up to 1.50 %	Nil	Variable	EUR 50,000
Class P Shares (Acc.) (EUR)	EUR	Up to 5.5 %	Up to 1.50 %	Nil	Variable	EUR 50,000
Class P Shares (SGD)	SGD	Up to 5.5 %	Up to 1.50 %	Nil	Variable	SGD 50,000
Class P Shares (Acc.) (SGD)	SGD	Up to 5.5 %	Up to 1.50 %	Nil	Variable	SGD 50,000
Class I Shares	USD	Nil	Up to 1.00 %	Nil	Variable	USD 1m
Class I Shares (Acc.)	USD	Nil	Up to 1.00 %	Nil	Variable	USD 1m
Class I Shares	INR	Nil	Up to 1.00 %	Nil	Variable	INR 200m

Class I Shares (Acc.)	INR	Nil	Up to 1.00 %	Nil	Variable	INR 200m
Class I Shares (EUR)	EUR	Nil	Up to 1.00 %	Nil	Variable	EUR 1m
Class I Shares (Acc.) (EUR)	EUR	Nil	Up to 1.00 %	Nil	Variable	EUR 1m
Class I Shares (GBP)	GBP	Nil	Up to 1.00 %	Nil	Variable	GBP 1m
Class I Shares (Acc.) (GBP)	GBP	Nil	Up to 1.00 %	Nil	Variable	GBP 1m
Class I Shares (Acc.) (AUD)	AUD	Nil	Up to 1.00 %	Nil	Variable	AUD 1m
Class I Shares (Acc.) (AUD-hedged)	AUD	Nil	Up to 1.00 %	Nil	Variable	AUD 1m
Class I Shares (SGD)	SGD	Nil	Up to 1.00 %	Nil	Variable	SGD 1m
Class I Shares (Acc.) (SGD)	SGD	Nil	Up to 1.00 %	Nil	Variable	SGD 1m
Class IX Shares	USD	Nil	Up to 1.00 %	Nil	Variable	USD 5m
Class IX Shares (Acc.)	USD	Nil	Up to 1.00 %	Nil	Variable	USD 5m
Class IO Shares	USD	Nil	N/a	Nil	Variable	On application
Class IO Shares (Acc.)	USD	Nil	N/a	Nil	Variable	On application
Class IO Shares	INR	Nil	N/a	Nil	Variable	On application
Class IO Shares (Acc.)	INR	Nil	N/a	Nil	Variable	On application
Class IO Shares	AUD	Nil	N/a	Nil	Variable	On application
Class IO Shares (Acc.)	AUD	Nil	N/a	Nil	Variable	On application
Class IO Shares (EUR)	EUR	Nil	N/a	Nil	Variable	On application
Class IO Shares (Acc.) (EUR)	EUR	Nil	N/a	Nil	Variable	On application
Class IO Shares (GBP-hedged)	GBP	Nil	N/a	Nil	Variable	On application
Class IO Shares (Acc.) (GBP-hedged)	GBP	Nil	N/a	Nil	Variable	On application
Class IO Shares (Acc.) (AUD-hedged)	AUD	Nil	N/a	Nil	Variable	On application
Class IXO Shares	USD	Nil	N/a	Nil	Variable	On application

Further detail on fees and expenses, including other fees that are attributable to the Shares of the Fund, can be found in the Prospectus.

Please refer to “Description of Share Classes” in the Prospectus for more details on the type of Share Class or Currency in which a Share Class may be launched.

In the case of certain Portfolios described above, the Fund may issue Share Classes which have different Valuation Points, e.g. “snap” and “close”, where the “snap” Valuation Point takes a value at a time other than at close. In consequence, the net asset values per Share of such Share Classes are expected to differ as a result of the application of different Valuation Points. The Fund may offer certain Share Classes as Accumulation and/or Distribution Shares, all Share Classes are distributing shares unless “(Acc.)” appears in the Share Class name. For details of the distribution policy please refer to the “Distributions of the Fund” section below.

Risk Profile of the Equity Portfolios

Each Equity Portfolio is intended for long-term investors who can accept the risks associated with investing primarily in equities. The values of equities generally fluctuate in response to the activities of individual companies, the general market and economic conditions. In addition, investors should be aware of currency risk which may affect a Portfolio’s performance independent of the performance of its securities investments. Furthermore, it should be appreciated that equity and equity-related investments are subordinate in the right of payment to other corporate securities, including debt securities.

Investors should be aware of the risks associated with the management techniques that may be employed by the Equity Portfolios. Subject to the terms of the Prospectus (and, in particular, Appendices A and B) and any Supplement, these Portfolios may engage in transactions in financial derivative instruments as part of their general investment policy and/or for hedging purposes.

Please refer to Appendix B of the Prospectus – "Special Investment Techniques" together with the "Risk Considerations" discussed in the Prospectus. A summary of the risk factors are outlined in Appendix III of this Simplified Prospectus.

It should be appreciated that the value of investments and the income from them may fall as well as rise and it is possible that an investor may not get back the full amount invested. Furthermore, investors may wish to complement an investment in a Portfolio with other types of investments. An investment in Shares of a Portfolio does not constitute a complete investment programme.

Profile of a Typical Investor

An Equity Portfolio may be suitable for investors seeking to achieve long-term capital appreciation and consequently investors should be willing to invest for the medium to longer term.

Fixed Income Portfolios

Investment Objective

The investment objective of each Fixed Income Portfolio is a high level of total return consisting of income and capital appreciation through Permitted Investment.

Investment Policies

Each Fixed Income Portfolio listed in this Simplified Prospectus, will, under normal market conditions, invest at least two thirds of its assets (excluding cash and cash-equivalents) in bonds and not more than one third of its assets in other securities and instruments and non-bond related Permitted Funds and not more than one quarter of its assets in convertible securities. The Fixed Income Portfolios (with the exception of the Global High Yield Portfolio) will not invest in equity and equity related instruments (with the exception of (i) shares in other Permitted Funds which themselves do not invest in equity securities and (ii) instruments which are received as part of a restructuring or similar event). (The Global High Yield Portfolio may invest up to one tenth of its assets in equity or equity-related securities). Under normal market conditions, each Fixed-Income Portfolio will invest its assets (excluding cash and cash-equivalents) primarily in securities of issuers domiciled in the country/region, active in the sector and/or with the market capitalization referred to in the Portfolio's name. **Accordingly, investors should be aware that a Fixed Income Portfolio may not invest all of its assets in issuers domiciled in the country/region, active in the sector and/or with the market capitalization referred to in its name of Investment Objective nor in each of the countries comprising a region or listed in its Investment Objective.** Securities of issuers domiciled in a country/region or active in a sector include those companies deriving the predominant proportion of their revenues or profits from such country/region and/or sector. Subject always to the principles described above, Shareholders should be aware that there may be exposure, including both net long and net short exposures, to the country or countries, regions, sectors or currencies that are not referred to in the Portfolio's name or Investment Objective as a consequence of the use of financial derivative instruments as further described below.

Fixed Income Portfolios in particular may use certain techniques, through the use of financial derivative instruments, related to the management of currency, credit and interest rate risks associated with assets held in the relevant Fixed Income Portfolio and may engage in transactions in financial derivative instruments, which may result in both net long and net short exposures, and other Permitted Investments as part of their general investment policy, to generate returns and/or for hedging purposes. In accordance with Appendix A of the Prospectus, no short sales of securities will be undertaken; short positions may be achieved using securitised and non-securitised derivative instruments. See Appendix B – "Special Investment Techniques" together with any "Risk Considerations" discussed in the Prospectus. A summary of the risk factors are outlined in Appendix III of this Simplified Prospectus.

Permitted Investments for any Fixed Income Portfolio may, subject to the aforementioned restrictions, include all types of debt securities subject to such limitations as may apply under Luxembourg law and the relevant Portfolio's investment policy, including, but not limited to, fixed and floating rate, senior and subordinated corporate debt obligations (such as bonds, debentures, notes and commercial paper), mortgage and asset-backed securities, collateralised debt obligations, collateralised loan obligations, Money Market Instruments, Brady bonds and other debt issued by governments, their agencies and instrumentalities, or by central banks, convertible debt obligations, loan participations, preferred stock, and reverse repurchase agreements with respect to securities issued by governments and central banks. A Fixed Income Portfolio may invest in excess of 20% of its assets in mortgage and asset-backed securities.

If a security is unrated, a Portfolio may invest in such a security if such security is determined by the Investment Adviser to be of comparable credit quality to the rated securities in which the Portfolio is permitted to invest.

As part of a Fixed Income Portfolio's overall investment policy, and as part of the range of Permitted Investments which may be utilised to generate exposure to fixed income markets, a Fixed Income Portfolio may invest in units or shares of bond related Permitted Funds, including Permitted Funds managed by Goldman Sachs; however, none of the Fixed Income Portfolios will invest more than 10% of its net assets in any Permitted Funds.

The tables below set out the specific Investment Objective and Share Classes of each Fixed Income Portfolio of the Fund. For further details on charge and investment minimum, please refer to the section "General Information".

Goldman Sachs Euro Fixed Income Portfolio	Base Currency – EUR					
Investment Objective:	Goldman Sachs Euro Fixed Income Portfolio will invest its assets primarily in investment grade securities.					
Additional Notes:	<p>Please be aware that the above Investment Objective is subject to the qualifications set out under "Investment Policies" on page 57.</p> <p>Each type of Share Class is also offered hedged into the following currencies: GBP, JPY, CHF, HKD, SGD, CAD, SEK, NOK, DKK, AUD and NZD. The Sales Charge, Management Fee, Distribution Fee, Performance Fee and Operating Expenses (in each case, where applicable) for these additional hedged Share Classes are the same as for the relevant Share Class type in the below table. The amount of the Investment Minimum for these Share Classes in each of the following currencies is the same amount in the relevant currency as the amount quoted for that Share Class type's USD class in the below table: GBP, CHF, HKD, SGD, CAD, AUD, NZD (e.g., the minimum for the Class I Shares (GBP-hedged) class is GBP 1m). In the case of JPY, the Investment Minimum will be equal to the amount quoted for that Share Class type's USD class multiplied by 100. In the case of DKK, NOK and SEK, the Investment Minimum will be equal to the amount quoted for that Share Class type's USD class multiplied by 6, 7 and 8 respectively.</p>					
	Share Class Currency	Sales Charge	Management Fee	Distribution Fee	Operating Expenses	Minimum Investment
Base	EUR	Up to 5.5 %	Up to 1.00 %	Nil	0.25 %	EUR 5,000
Base (Acc.)	EUR	Up to 5.5 %	Up to 1.00 %	Nil	0.25 %	EUR 5,000
Other Currency Shares	USD	Up to 5.5 %	Up to 1.00 %	Nil	0.25 %	USD 5,000
Other Currency Shares (USD-hedged)	USD	Up to 5.5 %	Up to 1.00 %	Nil	0.25 %	USD 5,000
Other Currency Shares (Acc.) (USD-hedged)	USD	Up to 5.5 %	Up to 1.00 %	Nil	0.25 %	USD 5,000
Other Currency Shares	GBP	Up to 5.5 %	Up to 1.00 %	Nil	0.25 %	GBP 3,000
Other Currency Shares (Acc.)	GBP	Up to 5.5 %	Up to 1.00 %	Nil	0.25 %	GBP 3,000
Class A Shares	EUR	Up to 4 %	Up to 1.00 %	Up to 0.50 %	0.25 %	EUR 1,500
Class A Shares	USD	Up to 4 %	Up to 1.00 %	Up to 0.50 %	0.25 %	USD 1,500
Class E Shares (Acc.)	EUR	Up to 4 %	Up to 1.00 %	Up to 1.00 %	0.25 %	EUR 1,500
Class B Shares	USD	Nil	Up to 1.00 %	Up to 0.50 %	0.25 %	USD 1,500
Class P Shares	EUR	Nil	Up to 0.75 %	Nil	Variable	EUR 50,000
Class P Shares (Acc.)	EUR	Nil	Up to 0.75 %	Nil	Variable	EUR 50,000
Class P Shares (USD-hedged)	USD	Nil	Up to 0.75 %	Nil	Variable	USD 50,000
Class P Shares (Acc.) (USD-hedged)	USD	Nil	Up to 0.75 %	Nil	Variable	USD 50,000
Class I Shares	EUR	Nil	Up to 0.50 %	Nil	Variable	EUR 1m
Class I Shares (Acc.)	EUR	Nil	Up to 0.50 %	Nil	Variable	EUR 1m
Class I Shares (USD-hedged)	USD	Nil	Up to 0.50 %	Nil	Variable	USD 1m
Class I Shares (Acc.) (USD-hedged)	USD	Nil	Up to 0.50 %	Nil	Variable	USD 1m
Class I Shares (GBP)	GBP	Nil	Up to 0.50 %	Nil	Variable	GBP 1m
Class I Shares (Acc.) (GBP)	GBP	Nil	Up to 0.50 %	Nil	Variable	GBP 1m
Class IX Shares	USD	Nil	Up to 0.50 %	Nil	Variable	USD 5m
Class IO Shares	EUR	Nil	N/a	Nil	Variable	On application
Class IO Shares (Acc.)	EUR	Nil	N/a	Nil	Variable	On application
Class IO Shares (USD-hedged)	USD	Nil	N/a	Nil	Variable	On application
Class IO Shares (Acc.) (USD-	USD	Nil	N/a	Nil	Variable	On application

hedged)						
Class IO Shares (GBP)	GBP	Nil	N/a	Nil	Variable	On application
Class IO Shares (Acc.) (GBP)	GBP	Nil	N/a	Nil	Variable	On application
Class IXO Shares	USD	Nil	N/a	Nil	Variable	On application

Goldman Sachs Global Credit Portfolio (Hedged)	Base Currency – USD					
Investment Objective:	Goldman Sachs Global Credit Portfolio (Hedged) will invest its assets primarily in investment grade securities.					
Additional Notes:	<p>Please be aware that the above Investment Objective is subject to the qualifications set out under "Investment Policies" on page 57.</p> <p>Each type of Share Class is also offered hedged into the following currencies: EUR, GBP, JPY, CHF, HKD, SGD, CAD, SEK, NOK, DKK, AUD and NZD. The Sales Charge, Management Fee, Distribution Fee, Performance Fee and Operating Expenses (in each case, where applicable) for these additional hedged Share Classes are the same as for the relevant Share Class type in the below table. The amount of the Investment Minimum for these Share Classes in each of the following currencies is the same amount in the relevant currency as the amount quoted for that Share Class type's USD class in the below table: EUR, GBP, CHF, HKD, SGD, CAD, AUD, NZD (e.g., the minimum for the Class I Shares (GBP-hedged) class is GBP 1m). In the case of JPY, the Investment Minimum will be equal to the amount quoted for that Share Class type's USD class multiplied by 100. In the case of DKK, NOK and SEK, the Investment Minimum will be equal to the amount quoted for that Share Class type's USD class multiplied by 6, 7 and 8 respectively.</p>					
	Share Class Currency	Sales Charge	Management Fee	Distribution Fee	Operating Expenses	Minimum Investment
Base	USD	Up to 5.5 %	Up to 1.00 %	Nil	0.25 %	USD 5,000
Base (Acc.)	USD	Up to 5.5 %	Up to 1.00 %	Nil	0.25 %	USD 5,000
Other Currency Shares	GBP	Up to 5.5 %	Up to 1.00 %	Nil	0.25 %	GBP 3,000
Other Currency Shares (Acc.)	GBP	Up to 5.5 %	Up to 1.00 %	Nil	0.25 %	GBP 3,000
Class A Shares	USD	Up to 4 %	Up to 1.00 %	Up to 0.50 %	0.25 %	USD 1,500
Class B Shares	USD	Nil	Up to 1.00 %	Up to 0.50 %	0.25 %	USD 1,500
Class E Shares (Acc.)	EUR	Up to 4 %	Up to 1.00 %	Up to 1.00%	0.25 %	EUR 1,500
Class P Shares	USD	Nil	Up to 0.75 %	Nil	Variable	USD 50,000
Class P Shares (Acc.)	USD	Nil	Up to 0.75 %	Nil	Variable	USD 50,000
Class P Shares (EUR-hedged)	EUR	Nil	Up to 0.75 %	Nil	Variable	EUR 50,000
Class P Shares (Acc.) (EUR-hedged)	EUR	Nil	Up to 0.75 %	Nil	Variable	EUR 50,000
Class UC Shares	EUR	Up to 4 %	Up to 1.00%	Up to 1.00%	0.25 %	EUR 1,500
Class I Shares	USD	Nil	Up to 0.50 %	Nil	Variable	USD 1m
Class I Shares (Acc.)	USD	Nil	Up to 0.50 %	Nil	Variable	USD 1m
Class I Shares (Acc.) (AUD-hedged)	AUD	Nil	Up to 0.50 %	Nil	Variable	AUD 1m
Class I Shares	EUR	Nil	Up to 0.50 %	Nil	Variable	EUR 1m
Class I Shares (Acc.)	EUR	Nil	Up to 0.50 %	Nil	Variable	EUR 1m
Class I Shares (GBP-hedged)	GBP	Nil	Up to 0.50 %	Nil	Variable	GBP 1m
Class I Shares (Acc.) (GBP-hedged)	GBP	Nil	Up to 0.50 %	Nil	Variable	GBP 1m
Class IX Shares	USD	Nil	Up to 0.50 %	Nil	Variable	USD 5m
Class IO Shares	USD	Nil	N/a	Nil	Variable	On application
Class IO Shares (Acc.)	USD	Nil	N/a	Nil	Variable	On application
Class IO Shares (EUR)	EUR	Nil	N/a	Nil	Variable	On application
Class IO Shares (Acc.) (EUR-hedged)	EUR	Nil	N/a	Nil	Variable	On application

Goldman Sachs Funds SICAV

Class IO Shares (GBP-hedged)	GBP	Nil	N/a	Nil	Variable	On application
Class IO Shares (Acc.) (GBP)	GBP	Nil	N/a	Nil	Variable	On application
Class IXO Shares	USD	Nil	N/a	Nil	Variable	On application

Goldman Sachs Global Emerging Markets Debt Portfolio	Base Currency – USD					
Investment Objective:	Goldman Sachs Global Emerging Markets Debt Portfolio will invest its assets primarily in securities of emerging country issuers.					
Additional Notes:	<p>Please be aware that the above Investment Objective is subject to the qualifications set out under "Investment Policies" on page 57.</p> <p>Emerging country issuers are issuers that are located in Emerging Markets or that derive a predominant proportion of their revenues or profits from Emerging Markets.</p> <p>Each type of Share Class is also offered hedged into the following currencies: EUR, GBP, JPY, CHF, HKD, SGD, CAD, SEK, NOK, DKK, AUD and NZD. The Sales Charge, Management Fee, Distribution Fee, Performance Fee and Operating Expenses (in each case, where applicable) for these additional hedged Share Classes are the same as for the relevant Share Class type in the below table. The amount of the Investment Minimum for these Share Classes in each of the following currencies is the same amount in the relevant currency as the amount quoted for that Share Class type's USD class in the below table: EUR, GBP, CHF, HKD, SGD, CAD, AUD, NZD (e.g., the minimum for the Class I Shares (GBP-hedged) class is GBP 1m). In the case of JPY, the Investment Minimum will be equal to the amount quoted for that Share Class type's USD class multiplied by 100. In the case of DKK, NOK and SEK, the Investment Minimum will be equal to the amount quoted for that Share Class type's USD class multiplied by 6, 7 and 8 respectively.</p>					
	Share Class Currency	Sales Charge	Management Fee	Distribution Fee	Operating Expenses	Minimum Investment
Base	USD	Up to 5.5 %	Up to 1.25 %	Nil	0.25 %	USD 5,000
Base (Acc.)	USD	Up to 5.5 %	Up to 1.25 %	Nil	0.25 %	USD 5,000
Base (EUR-hedged)	EUR	Up to 5.5 %	Up to 1.25 %	Nil	0.25 %	EUR 5,000
Base (Acc.) (EUR-hedged)	EUR	Up to 5.5 %	Up to 1.25 %	Nil	0.25 %	EUR 5,000
Other Currency Shares	GBP	Up to 5.5 %	Up to 1.25 %	Nil	0.25 %	GBP 3,000
Other Currency Shares (Acc.)	GBP	Up to 5.5 %	Up to 1.25 %	Nil	0.25 %	GBP 3,000
Class A Shares	USD	Up to 4 %	Up to 1.25 %	Up to 0.50 %	0.25 %	USD 1,500
Class A Shares (Acc.)	USD	Up to 4 %	Up to 1.25 %	Up to 0.50 %	0.25 %	USD 1,500
Class B Shares	USD	Nil	Up to 1.25 %	Up to 0.50 %	0.25 %	USD 1,500
Class E Shares (Acc.)	EUR	Up to 4%	Up to 1.25 %	Up to 1.00 %	0.25 %	EUR 1,500
Class I Shares	USD	Nil	Up to 0.75 %	Nil	Variable	USD 1m
Class I Shares (Acc.)	USD	Nil	Up to 0.75 %	Nil	Variable	USD 1m
Class I Shares (Acc.) (AUD)	AUD	Nil	Up to 0.75 %	Nil	Variable	AUD 1m
Class I Shares (Acc.) (AUD hedged)	AUD	Nil	Up to 0.75 %	Nil	Variable	AUD 1m
Class I Shares	EUR	Nil	Up to 0.75 %	Nil	Variable	EUR 1m
Class I Shares (Acc.)	EUR	Nil	Up to 0.75 %	Nil	Variable	EUR 1m
Class I Shares (GBP-hedged)	GBP	Nil	Up to 0.75 %	Nil	Variable	GBP 1m
Class I Shares (Acc.) (GBP-hedged)	GBP	Nil	Up to 0.75 %	Nil	Variable	GBP 1m
Class I Shares (GBP)	GBP	Nil	Up to 0.75 %	Nil	Variable	GBP 1m
Class I Shares (Acc.) (GBP)	GBP	Nil	Up to 0.75 %	Nil	Variable	GBP 1m
Class IX Shares	USD	Nil	0.75 %	Nil	Variable	USD 5m
Class IO Shares	USD	Nil	N/a	Nil	Variable	On application
Class IO Shares (Acc.)	USD	Nil	N/a	Nil	Variable	On application

Goldman Sachs Funds SICAV

Class IO Shares (Acc.) (EUR-hedged)	EUR	Nil	N/a	Nil	Variable	On application
Class IO Shares (GBP-hedged)	GBP	Nil	N/a	Nil	Variable	On application
Class IO Shares (Acc.) (GBP-hedged)	GBP	Nil	N/a	Nil	Variable	On application
Class IO Shares (GBP)	GBP	Nil	N/a	Nil	Variable	On application
Class IO Shares (Acc.) (GBP)	GBP	Nil	N/a	Nil	Variable	On application
Class IXO Shares	USD	Nil	N/a	Nil	Variable	On application

Goldman Sachs Global Emerging Markets Debt Local Portfolio	Base Currency – USD					
Investment Objective:	Goldman Sachs Global Emerging Markets Debt Local Portfolio will invest its assets primarily in securities of emerging country issuers, where such securities are denominated in the local currency of such emerging countries.					
Additional Notes:	<p>Please be aware that the above Investment Objective is subject to the qualifications set out under “Investment Policies” on page 57.</p> <p>Emerging country issuers are issuers that are located in Emerging Markets or that derive a predominant proportion of their revenues or profits from Emerging Markets.</p> <p>The Global Emerging Markets Debt Local Portfolio also offers AUD, EUR, SEK, NOK, DKK and GBP-hedged share classes. In the case of DKK, NOK and SEK, the Investment Minimum will be equal to the amount quoted for that Share Class type’s USD class multiplied by 6, 7 and 8 respectively.</p>					
	Share Class Currency	Sales Charge	Management Fee	Distribution Fee	Operating Expenses	Minimum Investment
Base	USD	Up to 5.5 %	Up to 1.60 %	Nil	0.25 %	USD 5,000
Base (Acc.)	USD	Up to 5.5 %	Up to 1.60 %	Nil	0.25 %	USD 5,000
Other Currency Shares (EUR-hedged)	EUR	Up to 5.5 %	Up to 1.60 %	Nil	0.25 %	EUR 5,000
Other Currency Shares (Acc.) (EUR-hedged)	EUR	Up to 5.5 %	Up to 1.60 %	Nil	0.25 %	EUR 5,000
Other Currency Shares	GBP	Up to 5.5 %	Up to 1.60 %	Nil	0.25 %	GBP 3,000
Other Currency Shares (Acc.)	GBP	Up to 5.5 %	Up to 1.60 %	Nil	0.25 %	GBP 3,000
Class A Shares	USD	Up to 4 %	Up to 1.60 %	Up to 0.50 %	0.25 %	USD 1,500
Class A Shares (Acc.)	USD	Up to 4 %	Up to 1.60 %	Up to 0.50 %	0.25 %	USD 1,500
Class E Shares	EUR	Up to 4%	Up to 1.60 %	Up to 1.00 %	0.25 %	EUR 1,500
Class E Shares (Acc.)	EUR	Up to 4%	Up to 1.60 %	Up to 1.00 %	0.25 %	EUR 1,500
Class P Shares	USD	Nil	Up to 1.25 %	Nil	Variable	USD 1m
Class P Shares (Acc.)	USD	Nil	Up to 1.25 %	Nil	Variable	USD 1m
Class P Shares	EUR	Nil	Up to 1.25 %	Nil	Variable	EUR 1m
Class P Shares (Acc.)	EUR	Nil	Up to 1.25 %	Nil	Variable	EUR 1m
Class I Shares	USD	Nil	Up to 1.00 %	Nil	Variable	USD 1m
Class I Shares (Acc.)	USD	Nil	Up to 1.00 %	Nil	Variable	USD 1m
Class I Shares (Acc.) (AUD)	AUD	Nil	Up to 1.00 %	Nil	Variable	AUD 1m
Class I Shares (Acc.) (AUD hedged)	AUD	Nil	Up to 1.00 %	Nil	Variable	AUD 1m
Class I Shares	EUR	Nil	Up to 1.00 %	Nil	Variable	EUR 1m
Class I Shares (Acc.)	EUR	Nil	Up to 1.00 %	Nil	Variable	EUR 1m
Class I Shares (GBP-hedged)	GBP	Nil	Up to 1.00 %	Nil	Variable	GBP 1m
Class I Shares (Acc.) (GBP-	GBP	Nil	Up to 1.00 %	Nil	Variable	GBP 1m

Goldman Sachs Funds SICAV

hedged)						
Class IX Shares	USD	Nil	Up to 1.00 %	Nil	Variable	USD 5m
Class IO Shares	USD	Nil	N/a	Nil	Variable	On application
Class IO Shares (Acc.)	USD	Nil	N/a	Nil	Variable	On application
Class IO Shares (EUR hedged)	EUR	Nil	N/a	Nil	Variable	On application
Class IO Shares (Acc.) (EUR-hedged)	EUR	Nil	N/a	Nil	Variable	On application
Class IO Shares (GBP-hedged)	GBP	Nil	N/a	Nil	Variable	On application
Class IO Shares (Acc.) (GBP-hedged)	GBP	Nil	N/a	Nil	Variable	On application
Class IXO Shares	USD	Nil	N/a	Nil	Variable	On application

Goldman Sachs Global Fixed Income Portfolio	Base Currency – USD					
Investment Objective:	Goldman Sachs Global Fixed Income Portfolio is a US Dollar-denominated portfolio that will invest its assets primarily in investment grade securities.					
Additional Note:	Please be aware that the above Investment Objective is subject to the qualifications set out under "Investment Policies" on page 57.					
	Share Class Currency	Sales Charge	Management Fee	Distribution Fee	Operating Expenses	Minimum Investment
Base	USD	Up to 5.5 %	Up to 1.00 %	Nil	0.25 %	USD 5,000
Base (Acc.)	USD	Up to 5.5 %	Up to 1.00 %	Nil	0.25 %	USD 5,000
Other Currency Shares	GBP	Up to 5.5 %	Up to 1.00 %	Nil	0.25 %	GBP 3,000
Other Currency Shares (Acc.)	GBP	Up to 5.5 %	Up to 1.00 %	Nil	0.25 %	GBP 3,000
Class A Shares	USD	Up to 4 %	Up to 1.00 %	Up to 0.50%	0.25 %	USD 1,500
Class A Shares (Acc.)	USD	Up to 4 %	Up to 1.00 %	Up to 0.50 %	0.25 %	USD 1,500
Class B Shares	USD	Nil	Up to 1.00 %	Up to 0.50 %	0.25 %	USD 1,500
Class E Shares (Acc.)	EUR	Up to 4 %	Up to 1.00 %	Up to 1.00 %	0.25 %	EUR 1,500
Class P Shares	USD	Nil	Up to 0.75 %	Nil	Variable	USD 50,000
Class P Shares (Acc.)	USD	Nil	Up to 0.75 %	Nil	Variable	USD 50,000
Class I Shares	USD	Nil	Up to 0.50 %	Nil	Variable	USD 1m
Class I Shares (Acc.)	USD	Nil	Up to 0.50 %	Nil	Variable	USD 1m
Class I Shares (Acc.) (AUD)	AUD	Nil	Up to 0.50 %	Nil	Variable	AUD 1m
Class I Shares (Acc.) (EUR)	EUR	Nil	Up to 0.50 %	Nil	Variable	EUR 1m
Class I Shares (GBP)	GBP	Nil	Up to 0.50 %	Nil	Variable	GBP 1m
Class I Shares (Acc.) (GBP)	GBP	Nil	Up to 0.50 %	Nil	Variable	GBP 1m
Class IX Shares	USD	Nil	0.50 %	Nil	Variable	USD 5m
Class IO Shares	USD	Nil	N/a	Nil	Variable	On application
Class IO Shares (Acc.)	USD	Nil	N/a	Nil	Variable	On application
Class IO Shares (Acc.)(EUR)	EUR	Nil	N/a	Nil	Variable	On application
Class IO Shares (GBP)	GBP	Nil	N/a	Nil	Variable	On application
Class IO Shares (Acc.) (GBP)	GBP	Nil	N/a	Nil	Variable	On application
Class IXO Shares	USD	Nil	N/a	Nil	Variable	On application

Goldman Sachs Global Fixed Income Portfolio (Hedged)	Base Currency – EUR					
Investment Objective:	Goldman Sachs Global Fixed Income Portfolio (Hedged) will invest its assets primarily in investment grade securities.					
Additional Notes:	<p>Please be aware that the above Investment Objective is subject to the qualifications set out under “Investment Policies” on page 57.</p> <p>Each type of Share Class is also offered hedged into the following currencies: USD, GBP, JPY, CHF, HKD, SGD, CAD, SEK, NOK, DKK, AUD and NZD. The Sales Charge, Management Fee, Distribution Fee, Performance Fee and Operating Expenses (in each case, where applicable) for these additional hedged Share Classes are the same as for the relevant Share Class type in the below table. The amount of the Investment Minimum for these Share Classes in each of the following currencies is the same amount in the relevant currency as the amount quoted for that Share Class type’s USD class in the below table: GBP, CHF, HKD, SGD, CAD, AUD, NZD (e.g., the minimum for the Class I Shares (GBP-hedged) class is GBP 1m). In the case of JPY, the Investment Minimum will be equal to the amount quoted for that Share Class type’s USD class multiplied by 100. In the case of DKK, NOK and SEK, the Investment Minimum will be equal to the amount quoted for that Share Class type’s USD class multiplied by 6, 7 and 8 respectively.</p>					
	Share Class Currency	Sales Charge	Management Fee	Distribution Fee	Operating Expenses	Minimum Investment
Base	EUR	Up to 5.5 %	Up to 1.00 %	Nil	0.25 %	EUR 5,000
Base (Acc.)	EUR	Up to 5.5 %	Up to 1.00 %	Nil	0.25 %	EUR 5,000
Other Currency Shares (USD-hedged)	USD	Up to 5.5 %	Up to 1.00%	Nil	0.25 %	USD 5,000
Other Currency Shares (Acc.) (USD-hedged)	USD	Up to 5.5 %	Up to 1.00%	Nil	0.25 %	USD 5,000
Other Currency Shares	GBP	Up to 5.5 %	Up to 1.00 %	Nil	0.25 %	GBP 3,000
Other Currency Shares (Acc.)	GBP	Up to 5.5 %	Up to 1.00 %	Nil	0.25 %	GBP 3,000
Class A Shares	USD	Up to 4 %	Up to 1.00 %	Up to 0.50 %	0.25 %	USD 1,500
Class A Shares (Acc.)	USD	Up to 4 %	Up to 1.00 %	Up to 0.50 %	0.25 %	USD 1,500
Class B Shares	USD	Nil	Up to 1.00 %	Up to 0.50 %	0.25 %	USD 1,500
Class E Shares	EUR	Up to 4 %	Up to 1.00 %	Up to 1.00%	0.25 %	EUR 1,500
Class E Shares (Acc.)	EUR	Up to 4 %	Up to 1.00 %	Up to 1.00 %	0.25 %	EUR 1,500
Class P Shares	EUR	Nil	Up to 0.75 %	Nil	Variable	EUR 50,000
Class P Shares (Acc.)	EUR	Nil	Up to 0.75 %	Nil	Variable	EUR 50,000
Class P Shares (USD-hedged)	USD	Nil	Up to 0.75 %	Nil	Variable	USD 50,000
Class P Shares (Acc.) (USD-hedged)	USD	Nil	Up to 0.75 %	Nil	Variable	USD 50,000
Class I Shares	EUR	Nil	Up to 0.50 %	Nil	Variable	EUR 1m
Class I Shares (Acc.)	EUR	Nil	Up to 0.50 %	Nil	Variable	EUR 1m
Class I Shares (USD-hedged)	USD	Nil	Up to 0.50 %	Nil	Variable	USD 1m
Class I Shares (Acc.) (USD-hedged)	USD	Nil	Up to 0.50 %	Nil	Variable	USD 1m
Class I Shares (GBP)	GBP	Nil	Up to 0.50 %	Nil	Variable	GBP 1m
Class I Shares (Acc.) (GBP)	GBP	Nil	Up to 0.50 %	Nil	Variable	GBP 1m
Class IX Shares	USD	Nil	0.50 %	Nil	Variable	USD 5m
Class IX Shares (USD-hedged)	USD	Nil	Up to 0.50 %	Nil	Variable	USD 5m
Class IO Shares	EUR	Nil	N/a	Nil	Variable	On application
Class IO Shares (Acc.)	EUR	Nil	N/a	Nil	Variable	On application
Class IO Shares (USD-hedged)	USD	Nil	N/a	Nil	Variable	On application

Goldman Sachs Funds SICAV

Class IO Shares (Acc.) (USD-hedged)	USD	Nil	N/a	Nil	Variable	On application
Class IO Shares (GBP)	GBP	Nil	N/a	Nil	Variable	On application
Class IO Shares (Acc.) (GBP)	GBP	Nil	N/a	Nil	Variable	On application
Class IXO Shares (USD Hedged)	USD	Nil	N/a	Nil	Variable	On application

Goldman Sachs Global High Yield Portfolio	Base Currency – USD					
Investment Objective:	Goldman Sachs Global High Yield Portfolio will invest its assets primarily in securities issued by North American and European companies, primarily rated below investment grade (including those securities issued by issuing entities based in the Channel Islands, Cayman Islands, Bermuda and other offshore centres from where corporate debt may be issued).					
Additional Notes:	<p>Please be aware that the above Investment Objective is subject to the qualifications set out under “Investment Policies” on page 57.</p> <p>Each type of Share Class is also offered hedged into the following currencies: EUR, GBP, JPY, CHF, HKD, SGD, CAD, SEK, NOK, DKK, AUD and NZD. The Sales Charge, Management Fee, Distribution Fee, Performance Fee and Operating Expenses (in each case, where applicable) for these additional hedged Share Classes are the same as for the relevant Share Class type in the below table. The amount of the Investment Minimum for these Share Classes in each of the following currencies is the same amount in the relevant currency as the amount quoted for that Share Class type’s USD class in the below table: EUR, GBP, CHF, HKD, SGD, CAD, AUD, NZD (e.g., the minimum for the Class I Shares (GBP-hedged) class is GBP 1m). In the case of JPY, the Investment Minimum will be equal to the amount quoted for that Share Class type’s USD class multiplied by 100. In the case of DKK, NOK and SEK, the Investment Minimum will be equal to the amount quoted for that Share Class type’s USD class multiplied by 6, 7 and 8 respectively.</p>					
	Share Class Currency	Sales Charge	Management Fee	Distribution Fee	Operating Expenses	Minimum Investment
Base	USD	Up to 5.5 %	1.10 %	Nil	0.25 %	USD 5,000
Base (Acc.)	USD	Up to 5.5 %	1.10 %	Nil	0.25 %	USD 5,000
EUR hedged	EUR	Up to 5.5 %	1.10 %	Nil	0.25 %	EUR 5,000
EUR hedged	EUR	Up to 5.5 %	1.10 %	Nil	0.25 %	EUR 5,000
Other Currency Shares	GBP	Up to 5.5 %	1.10 %	Nil	0.25 %	GBP 3,000
Other Currency Shares (Acc.)	GBP	Up to 5.5 %	1.10 %	Nil	0.25 %	GBP 3,000
Class A Shares	USD	Up to 4 %	1.10 %	Up to 0.50 %	0.25 %	USD 1,500
Class B Shares	USD	Nil	1.10 %	Up to 0.50 %	0.25 %	USD 1,500
Class E Shares (Acc.)	EUR	Up to 4 %	1.10 %	Up to 1.00 %	0.25 %	EUR 1,500
Class E Shares (EUR hedged) (Acc.)	EUR	Up to 4 %	1.10 %	Up to 1.00 %	0.25 %	EUR 1,500
Class I Shares	USD	Nil	Up to 0.60 %	Nil	Variable	USD 1m
Class I Shares (Acc.)	USD	Nil	Up to 0.60 %	Nil	Variable	USD 1m
Class I Shares (Acc.) (AUD)	AUD	Nil	Up to 0.60 %	Nil	Variable	AUD 1m
Class I Shares	EUR	Nil	Up to 0.60 %	Nil	Variable	EUR 1m
Class I Shares (Acc.)	EUR	Nil	Up to 0.60 %	Nil	Variable	EUR 1m
Class I Shares (GBP)	GBP	Nil	Up to 0.60 %	Nil	Variable	GBP 1m
Class I Shares (Acc.) (GBP)	GBP	Nil	Up to 0.60 %	Nil	Variable	GBP 1m
Class IX Shares	USD	Nil	0.60 %	Nil	Variable	USD 5m
Class IO Shares	USD	Nil	N/a	Nil	Variable	On application
Class IO Shares (Acc.)	USD	Nil	N/a	Nil	Variable	On application
Class IO Shares (EUR-hedged)	EUR	Nil	N/a	Nil	Variable	On application
Class IO Shares (Acc.) (EUR-hedged)	EUR	Nil	N/a	Nil	Variable	On application

Goldman Sachs Funds SICAV

Class IO Shares (GBP)	GBP	Nil	N/a	Nil	Variable	On application
Class IO Shares (Acc.) (GBP)	GBP	Nil	N/a	Nil	Variable	On application
Class IXO Shares	USD	Nil	N/a	Nil	Variable	On application

Goldman Sachs Global Quantitative Fixed Income Portfolio (Hedged)	Base Currency – USD					
Investment Objective:	Goldman Sachs Global Quantitative Fixed Income Portfolio (Hedged) will invest its assets primarily in investment grade securities.					
Additional Notes:	<p>Please be aware that the above Investment Objective is subject to the qualifications set out under “Investment Policies” on page 57.</p> <p>Each type of Share Class is also offered hedged into the following currencies: EUR, GBP, JPY, CHF, HKD, SGD, CAD, SEK, NOK, DKK, AUD and NZD. The Sales Charge, Management Fee, Distribution Fee, Performance Fee and Operating Expenses (in each case, where applicable) for these additional hedged Share Classes are the same as for the relevant Share Class type in the below table. The amount of the Investment Minimum for these Share Classes in each of the following currencies is the same amount in the relevant currency as the amount quoted for that Share Class type’s USD class in the below table: EUR, GBP, CHF, HKD, SGD, CAD, AUD, NZD (e.g., the minimum for the Class I Shares (GBP-hedged) class is GBP 1m). In the case of JPY, the Investment Minimum will be equal to the amount quoted for that Share Class type’s USD class multiplied by 100. In the case of DKK, NOK and SEK, the Investment Minimum will be equal to the amount quoted for that Share Class type’s USD class multiplied by 6, 7 and 8 respectively.</p>					
	Share Class Currency	Sales Charge	Management Fee	Distribution Fee	Operating Expenses	Minimum Investment
Base	USD	Up to 5.5 %	Up to 1.00 %	Nil	0.25 %	USD 5,000
Base (Acc.)	USD	Up to 5.5 %	Up to 1.00 %	Nil	0.25 %	USD 5,000
Other Currency Shares (EUR-hedged)	EUR	Up to 5.5 %	Up to 1.00 %	Nil	0.25 %	EUR 5,000
Other Currency Shares (Acc.) (EUR-hedged)	EUR	Up to 5.5 %	Up to 1.00 %	Nil	0.25 %	EUR 5,000
Class A Shares	USD	Up to 4 %	Up to 1.00 %	Up to 0.50 %	0.25 %	USD 1,500
Class E Shares (EUR-hedged)	EUR	Up to 5.5 %	Up to 1.00 %	Up to 1.00 %	0.25 %	EUR 1,500
Class E Shares (Acc.) (EUR-hedged)	EUR	Up to 5.5 %	Up to 1.00 %	Up to 1.00 %	0.25 %	EUR 1,500
Class P Shares	USD	Nil	Up to 0.75 %	Nil	Variable	USD 50,000
Class P Shares (Acc.)	USD	Nil	Up to 0.75 %	Nil	Variable	USD 50,000
Class P Shares (EUR-hedged)	EUR	Nil	Up to 0.75 %	Nil	Variable	EUR 50,000
Class P Shares (Acc.) (EUR-hedged)	EUR	Nil	Up to 0.75 %	Nil	Variable	EUR 50,000
Class I Shares	USD	Nil	Up to 0.50 %	Nil	Variable	USD 1m
Class I Shares (Acc.)	USD	Nil	Up to 0.50 %	Nil	Variable	USD 1m
Class I Shares	EUR	Nil	Up to 0.50 %	Nil	Variable	EUR 1m
Class I Shares (Acc.)	EUR	Nil	Up to 0.50 %	Nil	Variable	EUR 1m
Class I Shares (GBP)	GBP	Nil	Up to 0.50 %	Nil	Variable	GBP 1m
Class I Shares (Acc.) (GBP)	GBP	Nil	Up to 0.50 %	Nil	Variable	GBP 1m
Class IX Shares	USD	Nil	Up to 0.50 %	Nil	Variable	USD 5m
Class IO Shares	USD	Nil	N/a	Nil	Variable	On application
Class IO Shares (Acc.)	USD	Nil	N/a	Nil	Variable	On application
Class IO Shares (EUR-hedged)	EUR	Nil	N/a	Nil	Variable	On application
Class IO Shares (Acc.) (EUR-hedged)	EUR	Nil	N/a	Nil	Variable	On application

Goldman Sachs Funds SICAV

Class IO Shares (GBP)	GBP	Nil	N/a	Nil	Variable	On application
Class IO Shares (Acc.) (GBP)	GBP	Nil	N/a	Nil	Variable	On application
Class IXO Shares	USD	Nil	N/a	Nil	Variable	On application

Goldman Sachs Global Inflation-Linked Fixed Income Portfolio (Hedged)	Base Currency – USD
Investment Objective:	Goldman Sachs Global Inflation-Linked Fixed Income Portfolio (Hedged) will invest its assets primarily in inflation-linked securities.
Additional Notes:	<p>Please be aware that the above Investment Objective is subject to the qualifications set out under “Investment Policies” on page 57.</p> <p>Each type of Share Class is also offered hedged into the following currencies: EUR, GBP, JPY, CHF, HKD, SGD, CAD, SEK, NOK, DKK, AUD and NZD. The Sales Charge, Management Fee, Distribution Fee, Performance Fee and Operating Expenses (in each case, where applicable) for these additional hedged Share Classes are the same as for the relevant Share Class type in the below table. The amount of the Investment Minimum for these Share Classes in each of the following currencies is the same amount in the relevant currency as the amount quoted for that Share Class type’s USD class in the below table: EUR, GBP, CHF, HKD, SGD, CAD, AUD, NZD (e.g., the minimum for the Class I Shares (GBP-hedged) class is GBP 1m). In the case of JPY, the Investment Minimum will be equal to the amount quoted for that Share Class type’s USD class multiplied by 100. In the case of DKK, NOK and SEK, the Investment Minimum will be equal to the amount quoted for that Share Class type’s USD class multiplied by 6, 7 and 8 respectively.</p>

	Share Class Currency	Sales Charge	Management Fee	Distribution Fee	Operating Expenses	Minimum Investment
Base	USD	Up to 5.5 %	Up to 1.00 %	Nil	0.25 %	USD 5,000
Base (Acc.)	USD	Up to 5.5 %	Up to 1.00 %	Nil	0.25 %	USD 5,000
Other Currency Shares (EUR-hedged)	EUR	Up to 5.5 %	Up to 1.00 %	Nil	0.25 %	EUR 5,000
Other Currency Shares (Acc.) (EUR-hedged)	EUR	Up to 5.5 %	Up to 1.00 %	Nil	0.25 %	EUR 5,000
Other Currency Shares	GBP	Up to 5.5 %	Up to 1.00 %	Nil	0.25 %	GBP 3,000
Other Currency Shares (Acc.)	GBP	Up to 5.5 %	Up to 1.00 %	Nil	0.25 %	GBP 3,000
Class A Shares	USD	Up to 4 %	Up to 1.00 %	Up to 0.50 %	0.25 %	USD 1,500
Class B Shares	USD	Nil	Up to 1.00 %	Up to 0.50 %	0.25 %	USD 1,500
Class E Shares (Acc.)	EUR	Up to 4 %	Up to 1.00 %	Up to 1.00 %	0.25 %	EUR 1,500
Class E Shares (EUR-hedged)	EUR	Up to 4 %	Up to 1.00 %	Up to 1.00 %	0.25 %	EUR 1,500
Class E Shares (Acc.) (EUR-hedged)	EUR	Up to 4 %	Up to 1.00 %	Up to 1.00 %	0.25 %	EUR 1,500
Class P Shares	USD	Nil	Up to 0.75 %	Nil	Variable	USD 50,000
Class P Shares (Acc.)	USD	Nil	Up to 0.75 %	Nil	Variable	USD 50,000
Class P Shares (EUR-hedged)	EUR	Nil	Up to 0.75 %	Nil	Variable	EUR 50,000
Class P Shares (Acc.) (EUR-hedged)	EUR	Nil	Up to 0.75 %	Nil	Variable	EUR 50,000
Class I Shares	USD	Nil	Up to 0.50 %	Nil	Variable	USD 1m
Class I Shares (Acc.)	USD	Nil	Up to 0.50 %	Nil	Variable	USD 1m
Class I Shares	EUR	Nil	Up to 0.50 %	Nil	Variable	EUR 1m
Class I Shares (Acc.)	EUR	Nil	Up to 0.50 %	Nil	Variable	EUR 1m
Class I Shares (GBP)	GBP	Nil	Up to 0.50 %	Nil	Variable	GBP 1m
Class I Shares (Acc.) (GBP)	GBP	Nil	Up to 0.50 %	Nil	Variable	GBP 1m
Class IX Shares	USD	Nil	Up to 0.50 %	Nil	Variable	USD 5m
Class IO Shares (GBP)	GBP	Nil	N/a	Nil	Variable	On application

Goldman Sachs Funds SICAV

Class IO Shares (Acc.) (GBP)	GBP	Nil	N/a	Nil	Variable	On application
Class IXO Shares	USD	Nil	N/a	Nil	Variable	On application

Goldman Sachs Specialised Fixed Income Portfolio	Base Currency – EUR					
Investment Objective:	Goldman Sachs Specialised Fixed Income Portfolio will invest its assets primarily in investment grade securities, with a focus on total return.					
Additional Notes:	<p>Please be aware that the above Investment Objective is subject to the qualifications set out under “Investment Policies” on page 57.</p> <p>Each type of Share Class is also offered hedged into the following currencies: USD, GBP, JPY, CHF, HKD, SGD, CAD, SEK, NOK, DKK, AUD and NZD. The Sales Charge, Management Fee, Distribution Fee, Performance Fee and Operating Expenses (in each case, where applicable) for these additional hedged Share Classes are the same as for the relevant Share Class type in the below table. The amount of the Investment Minimum for these Share Classes in each of the following currencies is the same amount in the relevant currency as the amount quoted for that Share Class type’s USD class in the below table: GBP, CHF, HKD, SGD, CAD, AUD, NZD (e.g., the minimum for the Class I Shares (GBP-hedged) class is GBP 1m). In the case of JPY, the Investment Minimum will be equal to the amount quoted for that Share Class type’s USD class multiplied by 100. In the case of DKK, NOK and SEK, the Investment Minimum will be equal to the amount quoted for that Share Class type’s USD class multiplied by 6, 7 and 8 respectively.</p>					
	Share Class Currency	Sales Charge	Management Fee	Distribution Fee	Operating Expenses	Minimum Investment
Base	EUR	Up to 5.5 %	Up to 1.00 %	Nil	0.25 %	EUR 5,000
Base (Acc.)	EUR	Up to 5.5 %	Up to 1.00 %	Nil	0.25 %	EUR 5,000
Other Currency Shares	GBP	Up to 5.5 %	Up to 1.00 %	Nil	0.25 %	GBP 3,000
Other Currency Shares (Acc.)	GBP	Up to 5.5 %	Up to 1.00 %	Nil	0.25 %	GBP 3,000
Class A Shares (USD-hedged)	USD	Up to 4 %	Up to 1.00 %	Up to 0.50 %	0.25 %	USD 1,500
Class A Shares (Acc.) (USD-hedged)	USD	Up to 4 %	Up to 1.00 %	Up to 0.50 %	0.25 %	USD 1,500
Class E Shares	EUR	Up to 4 %	Up to 1.00 %	Up to 1.00 %	0.25 %	EUR 1,500
Class E Shares (Acc.)	EUR	Up to 4 %	Up to 1.00 %	Up to 1.00 %	0.25 %	EUR 1,500
Class P Shares	EUR	Nil	Up to 0.75 %	Nil	Variable	EUR 50,000
Class P Shares (Acc.)	EUR	Nil	Up to 0.75 %	Nil	Variable	EUR 50,000
Class P Shares (USD-hedged)	USD	Nil	Up to 0.75 %	Nil	Variable	USD 50,000
Class P Shares (Acc.) (USD-hedged)	USD	Nil	Up to 0.75 %	Nil	Variable	USD 50,000
Class I Shares	EUR	Nil	Up to 0.50 %	Nil	Variable	EUR 1m
Class I Shares (Acc.)	EUR	Nil	Up to 0.50 %	Nil	Variable	EUR 1m
Class I Shares (USD-hedged)	USD	Nil	Up to 0.50 %	Nil	Variable	USD 1m
Class I Shares (Acc.) (USD-hedged)	USD	Nil	Up to 0.50 %	Nil	Variable	USD 1m
Class I Shares (GBP)	GBP	Nil	Up to 0.50 %	Nil	Variable	GBP 1m
Class I Shares (Acc.) (GBP)	GBP	Nil	Up to 0.50 %	Nil	Variable	GBP 1m
Class IX Shares (USD-Hedged)	USD	Nil	Up to 0.50 %	Nil	Variable	USD 5m
Class IO Shares	EUR	Nil	N/a	Nil	Variable	On application
Class IO Shares (Acc.)	EUR	Nil	N/a	Nil	Variable	On application
Class IO Shares (GBP-hedged)	GBP	Nil	N/a	Nil	Variable	On application
Class IO Shares (USD-hedged)	USD	Nil	N/a	Nil	Variable	On application

Goldman Sachs Funds SICAV

Class IO Shares (Acc.) (USD hedged)	USD	Nil	N/a	Nil	Variable	On application
Class IO Shares (GBP)	GBP	Nil	N/a	Nil	Variable	On application
Class IO Shares (Acc.) (GBP)	GBP	Nil	N/a	Nil	Variable	On application
Class IXO Shares (USD-Hedged)	USD	Nil	N/a	Nil	Variable	On application

Goldman Sachs Sterling Broad Fixed Income Portfolio	Base Currency – GBP					
Investment Objective:	Goldman Sachs Sterling Broad Fixed Income Portfolio will invest its assets primarily in investment grade government and non-government securities denominated in Sterling.					
Additional Note:	Please be aware that the above Investment Objective is subject to the qualifications set out under “Investment Policies” on page 57.					
	Share Class Currency	Sales Charge	Management Fee	Distribution Fee	Operating Expenses	Minimum Investment
Base	GBP	Up to 5.5 %	Up to 1.00 %	Nil	0.25 %	GBP 3,000
Base (Acc.)	GBP	Up to 5.5 %	Up to 1.00 %	Nil	0.25 %	GBP 3,000
Class A Shares	GBP	Up to 4 %	Up to 1.00 %	Up to 0.50 %	0.25 %	GBP 1,500
Class A Shares	USD	Up to 4 %	Up to 1.00 %	Up to 0.50 %	0.25 %	USD 1,500
Class B Shares	USD	Nil	Up to 1.00 %	Up to 0.50 %	0.25 %	USD 1,500
Class E Shares (Acc.)	EUR	Up to 4 %	Up to 1.00 %	Up to 1.00 %	0.25 %	EUR 1,500
Class P Shares	GBP	Nil	Up to 0.75 %	Nil	Variable	GBP 30,000
Class P Shares (Acc.)	GBP	Nil	Up to 0.75 %	Nil	Variable	GBP 30,000
Class I Shares	GBP	Nil	Up to 0.50 %	Nil	Variable	GBP 1m
Class I Shares (Acc.)	GBP	Nil	Up to 0.50 %	Nil	Variable	GBP 1m
Class IX Shares	USD	Nil	Up to 0.50 %	Nil	Variable	USD 5m
Class IO Shares	GBP	Nil	N/a	Nil	Variable	On application
Class IO Shares (Acc.)	GBP	Nil	N/a	Nil	Variable	On application
Class IXO Shares	USD	Nil	N/a	Nil	Variable	On application

Goldman Sachs Sterling Credit Portfolio	Base Currency – GBP					
Investment Objective:	Goldman Sachs Sterling Credit Portfolio will invest its assets primarily in investment grade securities denominated in Sterling.					
Additional Note:	Please be aware that the above Investment Objective is subject to the qualifications set out under “Investment Policies” on page 57.					
	Share Class Currency	Sales Charge	Management Fee	Distribution Fee	Operating Expenses	Minimum Investment
Base	GBP	Up to 5.5 %	Up to 1.00 %	Nil	0.25 %	GBP 3,000
Base (Acc.)	GBP	Up to 5.5 %	Up to 1.00 %	Nil	0.25 %	GBP 3,000
Class A Shares	GBP	Up to 4 %	Up to 1.00 %	Up to 0.50 %	0.25 %	GBP 1,500
Class A Shares (Acc.)	GBP	Up to 4 %	Up to 1.00 %	Up to 0.50 %	0.25 %	GBP 1,500
Class A Shares	USD	Up to 4 %	Up to 1.00 %	Up to 0.50 %	0.25 %	USD 1,500
Class A Shares (Acc.)	USD	Up to 4 %	Up to 1.00 %	Up to 0.50 %	0.25 %	USD 1,500
Class B Shares	USD	Nil	Up to 1.00 %	Up to 0.50 %	0.25 %	USD 1,500
Class E Shares (Acc.)	EUR	Up to 4 %	Up to 1.00 %	Up to 1.00 %	0.25 %	EUR 1,500
Class E Shares (EUR-	EUR	Up to 4 %	Up to 1.00 %	Up to 1.00 %	0.25 %	EUR 1,500

Goldman Sachs Funds SICAV

hedged)						
Class E Shares (Acc.) (EUR-hedged)	EUR	Up to 4 %	Up to 1.00 %	Up to 1.00 %	0.25 %	EUR 1,500
Class P Shares	GBP	Nil	Up to 0.75 %	Nil	Variable	GBP 30,000
Class P Shares (Acc.)	GBP	Nil	Up to 0.75 %	Nil	Variable	GBP 30,000
Class I Shares	GBP	Nil	Up to 0.50 %	Nil	Variable	GBP 1m
Class I Shares (Acc.)	GBP	Nil	Up to 0.50 %	Nil	Variable	GBP 1m
Class IX Shares	USD	Nil	Up to 0.50 %	Nil	Variable	USD 5m
Class ID Shares	GBP	Nil	Up to 0.50 %	Nil	Variable	GBP 1m
Class ID Shares (Acc.)	GBP	Nil	Up to 0.50 %	Nil	Variable	GBP 1m
Class IO Shares	GBP	Nil	N/a	Nil	Variable	On application
Class IO Shares (Acc.)	GBP	Nil	N/a	Nil	Variable	On application
Class IXO Shares	USD	Nil	N/a	Nil	Variable	On application

Goldman Sachs US Fixed Income Portfolio	Base Currency – USD					
Investment Objective:	Goldman Sachs US Fixed Income Portfolio will invest its assets primarily in investment grade securities of US issuers.					
Additional Notes:	<p>Please be aware that the above Investment Objective is subject to the qualifications set out under “Investment Policies” on page 57.</p> <p>Each type of Share Class is also offered hedged into the following currencies: EUR, GBP, JPY, CHF, HKD, SGD, CAD, SEK, NOK, DKK, AUD and NZD. The Sales Charge, Management Fee, Distribution Fee, Performance Fee and Operating Expenses (in each case, where applicable) for these additional hedged Share Classes are the same as for the relevant Share Class type in the below table. The amount of the Investment Minimum for these Share Classes in each of the following currencies is the same amount in the relevant currency as the amount quoted for that Share Class type's USD class in the below table: EUR, GBP, CHF, HKD, SGD, CAD, AUD, NZD (e.g., the minimum for the Class I Shares (GBP-hedged) class is GBP 1m). In the case of JPY, the Investment Minimum will be equal to the amount quoted for that Share Class type's USD class multiplied by 100. In the case of DKK, NOK and SEK, the Investment Minimum will be equal to the amount quoted for that Share Class type's USD class multiplied by 6, 7 and 8 respectively.</p>					
	Share Class Currency	Sales Charge	Management Fee	Distribution Fee	Operating Expenses	Minimum Investment
Base	USD	Up to 5.5 %	Up to 1.00 %	Nil	0.25 %	USD 5,000
Base (Acc.)	USD	Up to 5.5 %	Up to 1.00 %	Nil	0.25 %	USD 5,000
Other Currency Shares (EUR-hedged)	EUR	Up to 5.5 %	Up to 1.00 %	Nil	0.25 %	EUR 5,000
Other Currency Shares (Acc.) (EUR-hedged)	EUR	Up to 5.5 %	Up to 1.00 %	Nil	0.25 %	EUR 5,000
Other Currency Shares (GBP-Hedged)	GBP	Up to 5.5 %	Up to 1.00 %	Nil	0.25 %	GBP 3,000
Other Currency Shares (Acc.) (GBP-Hedged)	GBP	Up to 5.5 %	Up to 1.00 %	Nil	0.25 %	GBP 3,000
Class A Shares	USD	Up to 4 %	Up to 1.00 %	Up to 0.50 %	0.25 %	USD 1,500
Class B Shares	USD	Nil	Up to 1.00 %	Up to 0.50 %	0.25 %	USD 1,500
Class E Shares (Acc.)	EUR	Up to 4 %	Up to 1.00 %	Up to 1.00 %	0.25 %	EUR 1,500
Class U Shares	USD	Up to 5.5 %	0.85 %	Nil	Variable	USD 20m
Class P Shares	USD	Nil	Up to 0.75 %	Nil	Variable	USD 50,000
Class P Shares (Acc.)	USD	Nil	Up to 0.75 %	Nil	Variable	USD 50,000
Class P Shares (Euro-hedged)	EUR	Nil	Up to 0.75 %	Nil	Variable	EUR 50,000
Class P Shares (Acc.) (Euro-hedged)	EUR	Nil	Up to 0.75 %	Nil	Variable	EUR 50,000

Class I Shares	USD	Nil	Up to 0.50 %	Nil	Variable	USD 1m
Class I Shares (Acc.)	USD	Nil	Up to 0.50 %	Nil	Variable	USD 1m
Class I Shares	EUR	Nil	Up to 0.50 %	Nil	Variable	EUR 1m
Class I Shares (Acc.)	EUR	Nil	Up to 0.50 %	Nil	Variable	EUR 1m
Class I Shares (GBP)	GBP	Nil	Up to 0.50 %	Nil	Variable	GBP 1m
Class I Shares (Acc.) (GBP)	GBP	Nil	Up to 0.50 %	Nil	Variable	GBP 1m
Class IX Shares	USD	Nil	Up to 0.50 %	Nil	Variable	USD 5m
Class IO Shares	USD	Nil	N/a	Nil	Variable	On application
Class IO Shares (Acc.)	USD	Nil	N/a	Nil	Variable	On application
Class IO Shares(EUR-hedged)	EUR	Nil	N/a	Nil	Variable	On application
Class IO Shares (Acc.) (EUR-hedged)	EUR	Nil	N/a	Nil	Variable	On application
Class IO Shares (GBP)	GBP	Nil	N/a	Nil	Variable	On application
Class IO Shares (Acc.) (GBP)	GBP	Nil	N/a	Nil	Variable	On application
Class IXO Shares	USD	Nil	N/a	Nil	Variable	On application

Goldman Sachs US Mortgage Backed Securities Portfolio	Base Currency – USD					
Investment Objective:	Goldman Sachs US Mortgage Backed Securities Portfolio will invest in US mortgage and asset backed securities.					
Additional Notes:	<p>Please be aware that the above Investment Objective is subject to the qualifications set out under “Investment Policies” on page 57.</p> <p>Each type of Share Class is also offered hedged into the following currencies: EUR, GBP, JPY, CHF, HKD, SGD, CAD, SEK, NOK, DKK, AUD and NZD. The Sales Charge, Management Fee, Distribution Fee, Performance Fee and Operating Expenses (in each case, where applicable) for these additional hedged Share Classes are the same as for the relevant Share Class type in the below table. The amount of the Investment Minimum for these Share Classes in each of the following currencies is the same amount in the relevant currency as the amount quoted for that Share Class type’s USD class in the below table: EUR, GBP, CHF, HKD, SGD, CAD, AUD, NZD (e.g., the minimum for the Class I Shares (GBP-hedged) class is GBP 1m). In the case of JPY, the Investment Minimum will be equal to the amount quoted for that Share Class type’s USD class multiplied by 100. In the case of DKK, NOK and SEK, the Investment Minimum will be equal to the amount quoted for that Share Class type’s USD class multiplied by 6, 7 and 8 respectively.</p>					
	Share Class Currency	Sales Charge	Management Fee	Distribution Fee	Operating Expenses	Minimum Investment
Base	USD	Up to 5.5 %	Up to 0.80 %	Nil	0.25 %	USD 5,000
Base (Acc.)	USD	Up to 5.5 %	Up to 0.80 %	Nil	0.25 %	USD 5,000
Other Currency Shares (EUR-hedged)	EUR	Up to 5.5 %	Up to 0.80 %	Nil	0.25%	EUR 5,000
Other Currency Shares (Acc.) (EUR-hedged)	EUR	Up to 5.5 %	Up to 0.80 %	Nil	0.25%	EUR 5,000
Class A Shares	USD	Up to 4 %	Up to 0.80 %	Up to 0.50 %	0.25 %	USD 1,500
Class B Shares	USD	Nil	Up to 0.80 %	Up to 0.50 %	0.25 %	USD 1,500
Class E Shares (Acc.)	EUR	Up to 4 %	Up to 0.80 %	Up to 1.00 %	0.25 %	EUR 1,500
Class P Shares	USD	Nil	0.30 %	Nil	Variable	USD 50,000
Class P Shares (Acc.)	USD	Nil	0.30 %	Nil	Variable	USD 50,000
Class P Shares (EUR-Hedged)	EUR	Nil	0.30 %	Nil	Variable	EUR 50,000
Class P Shares (Acc.) (EUR-Hedged)	EUR	Nil	0.30 %	Nil	Variable	EUR 50,000
Class I Shares	USD	Nil	Up to 0.30 %	Nil	Variable	USD 1m

Goldman Sachs Funds SICAV

Class I Shares (Acc.)	USD	Nil	Up to 0.30 %	Nil	Variable	USD 1m
Class I Shares	EUR	Nil	Up to 0.30 %	Nil	Variable	EUR 1m
Class I Shares (Acc.)	EUR	Nil	Up to 0.30 %	Nil	Variable	EUR 1m
Class I Shares (GBP)	GBP	Nil	Up to 0.30 %	Nil	Variable	GBP 1m
Class I Shares (Acc.) (GBP)	GBP	Nil	Up to 0.30 %	Nil	Variable	GBP 1m
Class IX Shares	USD	Nil	Up to 0.30 %	Nil	Variable	USD 5m
Class IO Shares	USD	Nil	N/a	Nil	Variable	USD 1m
Class IO Shares (Acc.)	USD	Nil	N/a	Nil	Variable	USD 1m
Class IO Shares (EUR-hedged)	EUR	Nil	N/a	Nil	Variable	EUR 1m
Class IO Shares (Acc.) (EUR-hedged)	EUR	Nil	N/a	Nil	Variable	EUR 1m
Class IO Shares (GBP)	GBP	Nil	N/a	Nil	Variable	On application
Class IO Shares (Acc.) (GBP)	GBP	Nil	N/a	Nil	Variable	On application
Class IXO Shares	USD	Nil	N/a	Nil	Variable	On application

Goldman Sachs US Credit Portfolio	Base Currency – USD					
Investment Objective:	Goldman Sachs US Credit Portfolio will invest its assets primarily in investment grade securities of US issuers, with a focus on corporate issuers.					
Additional Notes:	<p>Please be aware that the above Investment Objective is subject to the qualifications set out under “Investment Policies” on page 57.</p> <p>Each type of Share Class is also offered hedged into the following currencies: EUR, GBP, JPY, CHF, HKD, SGD, CAD, SEK, NOK, DKK, AUD and NZD. The Sales Charge, Management Fee, Distribution Fee, Performance Fee and Operating Expenses (in each case, where applicable) for these additional hedged Share Classes are the same as for the relevant Share Class type in the below table. The amount of the Investment Minimum for these Share Classes in each of the following currencies is the same amount in the relevant currency as the amount quoted for that Share Class type’s USD class in the below table: EUR, GBP, CHF, HKD, SGD, CAD, AUD, NZD (e.g., the minimum for the Class I Shares (GBP-hedged) class is GBP 1m). In the case of JPY, the Investment Minimum will be equal to the amount quoted for that Share Class type’s USD class multiplied by 100. In the case of DKK, NOK and SEK, the Investment Minimum will be equal to the amount quoted for that Share Class type’s USD class multiplied by 6, 7 and 8 respectively.</p>					
	Share Class Currency	Sales Charge	Management Fee	Distribution Fee	Operating Expenses	Minimum Investment
Base	USD	Up to 5.5 %	Up to 1.00 %	Nil	0.25 %	USD 5,000
Base (Acc.)	USD	Up to 5.5 %	Up to 1.00 %	Nil	0.25 %	USD 5,000
Other Currency Shares (EUR-hedged)	EUR	Up to 5.5 %	Up to 1.00 %	Nil	0.25%	EUR 5,000
Other Currency Shares (Acc.) (EUR-hedged)	EUR	Up to 5.5 %	Up to 1.00 %	Nil	0.25%	EUR 5,000
Other Currency Shares (GBP-Hedged)	GBP	Up to 5.5 %	Up to 1.00 %	Nil	0.25%	GBP 3,000
Other Currency Shares (Acc.) (GBP-Hedged)	GBP	Up to 5.5 %	Up to 1.00 %	Nil	0.25%	GBP 3,000
Class A Shares	USD	Up to 4 %	Up to 1.00 %	Up to 0.50 %	0.25 %	USD 1,500
Class A Shares (Acc.)	USD	Up to 4 %	Up to 1.00 %	Up to 0.50 %	0.25%	USD 1,500
Class E Shares	EUR	Up to 4 %	Up to 1.00 %	Up to 1.00 %	0.25%	EUR 1,500
Class E Shares (Acc.)	EUR	Up to 4 %	Up to 1.00 %	Up to 1.00 %	0.25 %	EUR 1,500
Class P Shares	USD	Nil	Up to 0.75 %	Nil	<u>Variable</u>	USD <u>50,000</u>
Class P Shares (Acc.)	USD	Nil	Up to 0.75 %	Nil	<u>Variable</u>	USD <u>50,000</u>
Class I Shares	USD	Nil	Up to 0.50 %	Nil	Variable	USD 1m
Class I Shares (Acc.)	USD	Nil	Up to 0.50 %	Nil	Variable	USD 1m

Class IX Shares	USD	Nil	Up to 0.50 %	Nil	Variable	USD 5m
Class IO Shares	USD	Nil	N/a	Nil	Variable	On application
Class IO Shares (Acc.)	USD	Nil	N/a	Nil	Variable	On application
Class IXO Shares	USD	Nil	N/a	Nil	Variable	On application

The Fund may offer certain Share Classes as Accumulation and/or Distribution Shares, all Share Classes are distributing shares unless "(Acc.)" appears in the Share Class name. For details of the distribution policy please refer to the "Distributions of the Fund" section below.

Risk Profile of the Fixed Income Portfolios

Each Fixed Income Portfolio is intended for long-term investors who can accept the risks associated with investing primarily in fixed income securities. Debt securities are subject to the risk of an issuer's inability to meet principal and interest payments on the obligation (credit risk) and may also be subject to price volatility due to such factors as interest rate sensitivity (interest rate risk), market perception of the creditworthiness of the issuer and general market liquidity (market risk). In addition, investors should be aware of currency risk which may affect a Portfolio's performance independent of the performance of its securities investments. Lower rated (i.e., sub-investment grade) securities are more likely to react to developments affecting market and credit risk than are more highly rated securities, which react primarily to movements in the general level of interest rates. The Investment Adviser will consider both credit risk and market risk in making investment decisions for a Portfolio.

Investors should be aware of the risks associated with the management techniques that may be employed by the Fixed Income Portfolios. The Fixed Income Portfolios may utilise financial derivative instruments, related to the management of currency, credit and interest rate risks associated with assets held in the relevant Fixed Income Portfolio and may engage in transactions in financial derivative instruments, which may result in both net long and net short exposures, and other Permitted Investments as part of their general investment policy, to generate returns and/or for hedging purposes. In accordance with Appendix A of the Prospectus, no short sales of securities will be undertaken; short positions may be achieved using securitised and non-securitised derivative instruments.

Please refer to Appendix B of the Prospectus – "Special Investment Techniques" together with the "Risk Considerations" discussed in the Prospectus. A summary of the risk factors are outlined in Appendix III of this Simplified Prospectus.

It should be appreciated that the value of investments and the income from them may fall as well as rise and it is possible that an investor may not get back the full amount invested. Furthermore, investors may wish to complement an investment in a Portfolio with other types of investments. An investment in Shares of a Portfolio does not constitute a complete investment programme.

Profile of a Typical Investor

A Fixed Income Portfolio may be suitable for investors seeking to achieve a long-term return and consequently investors should be willing to invest for the medium to longer term. The return will be a combination of capital appreciation and income.

General Information

Fees and Expenses

The Investment Adviser and the Distributor will, as set out in the tables above, receive a monthly fee for their respective services payable out of the assets of each Portfolio. These monthly fees shall be charged on an annual percentage basis by reference to the Portfolios average daily net asset value.

The Fund is also responsible for any ongoing expenses such as, but not limited to:

- (i) the fees of the Custodian and Administrator, which in normal circumstances shall be subject to a maximum of 50 basis points ;
- (ii) the fees of the Registrar, Transfer Agent, Shareholder Services Agent and entities appointed for processing, calculating and reporting risk measures to the Investment Adviser;
- (iii) fees and expenses of the Fund's auditors fair valuation service provider(s) and legal advisers;
- (iv) fees payable to the Directors, permanent representatives and other agents of the Fund;
- (v) fees or expenses involved in registering and maintaining the registration of the Fund with any governmental agency or stock exchange in the Grand Duchy of Luxembourg and in any other country;
- (vi) reporting and publishing expenses (including the costs of printing, preparing, advertising and distributing prospectuses, explanatory memoranda, periodical reports or registration statements and the costs of reports to Shareholders); and
- (vii) all taxes, duties, governmental and similar charges, and all other operating expenses, including the cost of buying and selling assets, interest, bank charges and brokerage, postage, telephone and telefax.

The fees of the Investment Adviser, the Distributor and the ongoing expenses described in (i)-(vii) above are included in the calculation of the Total Expense Ratio as set out in Appendix II. Dealing commissions and market costs will, however, not be included in the calculation of the Total Expense Ratio. The Total Expense Ratio of the "B" Shares will also include a Contingent Deferred Sales Charge (CDSC) as described in the Prospectus.

Certain Share Classes of certain Portfolios have a fixed rate of operating expenses (as detailed in the above share class tables), which is applied to the average assets attributable to the relevant Share Class. The Investment Adviser will bear (directly by waiving a portion of its fees or by reimbursement to the account of the relevant Share Class) any actual operating expenses that exceed the fixed rate. Conversely, the Investment Adviser will be entitled to retain any amount by which the fixed rate of operating expenses exceeds the actual operating expenses attributable to the relevant Class of the Portfolio(s).

The operating expenses include all of the costs, expenses and fees listed in the second, third and fourth paragraph of the "Fees and Expenses" section of the Prospectus, except any fees payable to the Investment Adviser and the Distributor and any extraordinary expenses. The Investment Adviser and the Distributor will receive a monthly fee for their respective services payable out of the assets of each Portfolio. These monthly fees shall be charged on an annual percentage basis by reference to the Portfolio's, or in the case of the fees relating to a Class, the Class', average daily net asset value. For a summary of these fees please see the relevant Supplement(s) and section entitled "Description of Share Classes" in the Prospectus.

The Investment Adviser may impose a cap on a class by class basis on the amount of expenses that will be borne by the Fund. The Investment Adviser may, in its sole discretion, designate which expenses of the Fund will be subject to any such expense cap imposed by the Investment Adviser. Any such expense cap may be increased, decreased, waived or eliminated at any time and without prior notice to investors in the Investment Adviser's sole discretion. Any increase or elimination of the cap in the future could have a negative impact on the performance of the class it has previously been applied to.

Charges relating to the creation of a new Portfolio shall be written off over a period not exceeding one year against the assets of that Portfolio. The newly created Portfolio will not bear a pro rata portion of the costs and expenses incurred in connection with the formation of the Fund and the initial issue of Shares, to the extent those costs and expenses have already been written off at the time of the creation of the new Portfolio.

Currency conversion costs incurred in connection with conversion of currency on the purchase, redemption and exchange of Shares of a Share Class of a Portfolio which are priced in a currency other than the Base Currency denomination of that Portfolio will be borne by that Share Class.

A Sales Charge, calculated as a percentage of the purchase price of Shares, may be imposed by the Fund, the Distributor, the Local Distributors or Sub-distributors agents appointed by the Distributor. The maximum fee that may be charged is set out in the summary tables of Share Classes above. The "B" Shares do not have a Sales Charge but investors are subject to the Contingent Deferred Sales Charge.

The Fund does not permit market-timing or other excessive trading practices. An investor who is engaging in excessive trading or has a history of excessive trading may be charged a fee of up to 2% of the value of the purchase order. For further details please refer to the Prospectus.

Inducements

Subject to applicable law and regulations, the Investment Adviser or (with the approval of the Investment Adviser) the Distributor and/or its sub-distributors and agents may in their discretion on a negotiated basis enter into private arrangements with a holder or prospective holder of Shares (or an agent thereof) under which the Fund intermediaries make payments to or for the benefit of such holder of Shares, which represent a rebate of all or part of the fees paid by the Fund to the Investment Adviser in respect of that part of the value of a Portfolio which may, for this purpose only, be deemed to be represented by some or all of the Shares owned by that holder.

Consequently, the effective net fees payable by a holder of Shares who receives a rebate under the arrangements described above may be lower than the fees payable by a holder of Shares who does not participate in such arrangements. Neither the Investment Adviser nor the Fund intermediaries shall be under any obligation to make any such arrangement available to other Shareholders. Investors should note that the termination of such rebate arrangements may lead to redemptions from the Fund which could cause the Fund to incur dealing costs.

In addition, the Investment Adviser or the Fund intermediaries may make payments to third parties as remuneration for effecting sales of Shares. Such payments can take a number of forms, including the Sales Charges and Distribution Fees applicable to certain Classes of Share as noted in the Prospectus, as well as rebates of all or part of the fees paid by the Fund to the Investment Adviser in respect of that part of the value of a Portfolio represented by assets raised by such third parties. Such payments may be funded by the Investment Adviser, and to the extent payments made by the Investment Adviser are not disclosed Sales Charges and/or Distribution Fees, they are made by the Investment Adviser in its absolute discretion out of its own financial resources and either paid directly or via the Fund intermediaries. Shareholders and prospective shareholders are encouraged to seek information from any intermediary through whom they purchase shares in the Fund in respect of any Sales Charges, Distribution Fees or rebates such intermediary may receive in respect of the purchase of Shares and are advised, in respect of intermediated sales of Shares, that it is likely that such payments will have been made. When dealing with intermediaries and in the event that the intermediary is in receipt of a Sales Charge, Distribution Fee or rebate as described above, Shareholders are advised to investigate such matters to determine whether or not any conflict potentially arising from such situation is addressed to its reasonable satisfaction and to ensure that compliance with any such intermediaries' duty to act in the best interests of the client is not impaired. The Fund and the Distributor - except if acting as intermediary as referred to above -, shall have no additional duty in that respect as per the applicable law.

Portfolio Turnover Rate (as of 31 May 2009)

Since May 2009, two Portfolios have been launched. However the Portfolio turnover rates cannot be calculated at present for those Portfolios and therefore remains unavailable for them as the Portfolio turnover rate is calculated as of 31 May 2009. The Portfolio turnover rates of the launched Portfolios are shown below.

Portfolio Name	Portfolio Turnover Rate
GS Asia Portfolio	284,83%
GS BRICS SM Portfolio	245,36%
GS Europe Concentrated Equity Portfolio	193,29%

GS Europe Portfolio	134,01%
GS Global Emerging Markets Equity Portfolio	262,14%
GS Global Emerging Markets Concentrated Equity Portfolio	245,02%
GS Global Equity Partners Portfolio	190,83%
GS Global Equity Portfolio	187,47%
GS Japan Portfolio	245,97%
GS Japan Small Cap Portfolio	216,76%
GS India Equity Portfolio	5,17%
GS Sustain Portfolio	(213.01)%
GS US Equity Portfolio	63,03%
GS US Growth Equity Portfolio	(8494.98)%
GS US Value Equity Portfolio	112,86%
GS Europe CORE SM Equity Portfolio	218,58%
GS Global CORE SM Equity Portfolio	244,76%
GS Global Small Cap CORE SM Equity Portfolio	296,17%
GS Japan CORE SM Equity Portfolio	142,08%
GS US CORE SM Equity Portfolio	178,49%
GS US Small Cap CORE SM Equity Portfolio	233,95%
GS Euro Fixed Income Portfolio	536,52%
GS Global Credit Portfolio (Hedged)	125,73%
GS Global Emerging Markets Debt Portfolio	249,02%
GS Global Emerging Markets Debt Local Portfolio	21,77%
GS Global Fixed Income Portfolio	462,37%
GS Global Fixed Income Portfolio (Hedged)	277,08%
GS Global High Yield Portfolio	(37.84)%
GS Specialised Fixed Income Portfolio	373,40%
GS Sterling Broad Fixed Income Portfolio	278,57%
GS Sterling Credit Portfolio	179,52%
GS US Fixed Income Portfolio	889,34%
GS US Mortgage Backed Securities Portfolio	597,06%

Distributions of the Fund

Investors should note that both Distribution Shares and Accumulation Shares are available in respect of certain Share Classes and/or Portfolios as set out in the summary tables of Share Classes above. The information below is relevant to investors who wish to subscribe for Distribution Shares.

The Portfolios emphasise capital appreciation or total return. The Fund intends that substantially all the net investment income, if any, of each Portfolio will be declared as a dividend and paid at least annually to the Shareholders of record of the Portfolio. Net capital gains realised on a Portfolio's investments are expected to be retained by the Portfolio, which will result in an increase in the net asset value of the Shares. The Board of Directors of the Fund nevertheless retains the right to declare dividends in respect of such capital gains in its sole discretion.

In respect of the "D" Shares, the "ID" Shares, the "IOD" Shares, the "IX" Shares, the "IXO" Shares and the "UC" Shares, it is intended that not only substantially all of the net investment income of the Portfolio attributable to such Shares will be declared as a dividend and paid at least annually to the Shareholders of record of such Shares in the Portfolio, but in addition, at the discretion of the Board of Directors of the Fund, the Portfolio may also distribute to its Shareholders the Portfolio's capital gains, if any, and capital attributable to such Shares. As a result, the net asset value of such Shares may fluctuate more than the other Classes of Shares in the Portfolio for which it is generally not intended by the Board of Directors to declare dividends in respect of capital gains or to distribute capital, and the potential for future appreciation of such net asset value of such Shares may be eroded. The paying out of income and/or capital gains as

dividends or to distribute capital, may also impact on the tax position of investors who should accordingly take their own specific advice on investment in such Shares. Details in respect of which Portfolios offer such Share Classes may be found in the Supplements.

Each dividend declared by the Fund on the outstanding Shares of a Portfolio will, at the election of each Shareholder, be paid in cash or in additional Shares of the Portfolio. This election should initially be made on a Shareholder's Original Account Agreement and may be changed upon written notice to the Fund at any time prior to the record date for a particular dividend or distribution. If no election is made, all dividend distributions will be paid in the form of additional Shares. Such reinvestment will be made at the net asset value per Share of the Portfolio as of the Business Day on which such dividends are declared. If a Shareholder's dividends are reinvested as a result of either an election on the Original Account Agreement or non-election, there will be no sales charge payable in respect of the reinvestment.

Any CDSC in respect of "B" Shares acquired as the result of the reinvestment of dividends will be waived. Further, when a "B" Shareholder redeems a portion of its Shares, it will be deemed to be redeeming Shares acquired as the result of the reinvestment of dividends first, followed by those Shares with the lowest rate of CDSC, as discussed in Prospectus.

Taxation of the Fund

The following summary is based on the law and practice currently applicable in the Grand Duchy of Luxembourg and is subject to changes therein. Investors should inform themselves of and when appropriate consult their professional advisers on the possible tax consequences of subscription for, buying, holding, exchanging, redeeming or otherwise disposing of Shares under the laws of their country of citizenship, residence or domicile.

The Fund is not liable for any Luxembourg tax on profits or income, nor are dividends paid by a Portfolio liable to any Luxembourg withholding tax. The Fund is, however, subject in Luxembourg to a subscription tax of 0.05% per annum of each Portfolio's net assets that are attributable to all Share Classes except "I", "II", "ID", "IO", "IOD", "IX", "IXO" and "UC" Shares and to a tax of 0.01% per annum of the net assets attributable to the "I", "II", "ID", "IO", "IOD", "IX", "IXO" and "UC" Shares, such tax being payable quarterly on the basis of the value of the aggregate net assets of the Portfolios as of the end of each calendar quarter. No stamp duty or other tax is payable in Luxembourg on the issue of Shares. No Luxembourg tax is payable on the realised capital appreciation of the assets of the Fund.

Dividends, interest, income and gains received by a Portfolio on its investments may be subject to non recoverable withholding or other taxes in the countries of origin.

Under current legislation, Shareholders are not subject to any capital gains, income, withholding or inheritance taxes in Luxembourg (except for (i) those domiciled, resident or having a permanent establishment in Luxembourg, (ii) non-residents of Luxembourg who hold more than 10% of the share capital of the Fund and who dispose of all or part of their holdings within 6 months from the date of acquisition or (iii) in some limited cases, some former residents of Luxembourg who hold more than 10% of the share capital of the Fund).

On 3 June 2003 the EU Council of Economic and Finance Ministers adopted a new directive regarding the taxation of savings income. The directive is applied by Member States since 1 July 2005, provided that certain non-EU countries adopt similar measures from the same date. Under the directive each Member State will be required to provide to the tax authorities of another Member State details of payments of interest or other similar income (including distributions and redemption payments referable to a Portfolio investing in interest bearing instruments) paid by a person within its jurisdiction to, or collected by such a person for, an individual resident in that other Member State (and such other jurisdictions as have agreed to abide by the terms of the directive); however, Austria, Belgium and Luxembourg may instead apply a withholding system (in respect of distributions and redemption payments referable to a Portfolio investing in interest bearing instruments) for a transitional period in relation to such payments, deducting tax at rates rising over time to 35%. For the first three years after the date of implementation of the directive, the rate of withholding tax will be 15% and will be increased to 20% three years after the date of implementation of the directive. The 35% rate shall be effective from 1 July 2011.

How to buy and sell Shares

Shares of each Portfolio may, subject to the provisions of the Prospectus, be purchased through the Distributor and Sub-distributors, on any Purchase Date, which is any Business Day on which Shares may be purchased by an investor, upon notice given to the Distributor or the Registrar and Transfer Agent not later than 2:00pm Central European time on such Purchase Date (unless otherwise provided for in the share class table), at the net asset value per Share of the

relevant class of Shares of the Portfolio on such day plus any applicable sales charge. Shares may also be bought directly from the Fund upon notice to the Registrar and Transfer Agent. The notice of purchase must specify the amount to be invested.

The notice of purchase by new investors must be in the form of the Original Account Agreement and may be sent by fax. Existing investors who wish to make additional investments are required to send written notice on a form available from the Fund, prior to purchase. The Fund or the Distributor may in their discretion permit existing investors to give notice of purchase by telephone or by electronic mail in certain circumstances. In all the above cases, the signed original must be mailed promptly thereafter. The Fund reserves the right to deny a subsequent request to redeem Shares if the relevant Shareholder fails to submit an original executed Original Account Agreement or fails to do so in a form acceptable to the Fund. Investors must deliver to the Registrar and Transfer agent the aggregate purchase price (net of all transfer costs/charges), by wire transfer of immediately available funds in the relevant currency to the designated account, within three (3) Business Days after the relevant Purchase Date.

Shares of each Portfolio may, subject to the provisions of the Prospectus, be redeemed on any Redemption Date, which is any Business Day on which Shares may be redeemed by a Shareholder, at the prevailing net asset value per Share of the relevant Share Class of the Portfolio. Such redemption requests must be made upon written notice (which may be sent by fax) to the Distributor or the Registrar and Transfer Agent and in a form available from the Fund by the Shareholder requesting redemption of all or part of its Shares to the Distributor, the Registrar and Transfer Agent or the Fund given not later than 2:00pm Central European time on such Redemption Date (unless otherwise provided for in the share class table).

The Fund or Distributor may in their discretion permit investors to give notice of redemption by telephone or electronic mail in certain circumstances. In order to avoid delay, the redeeming shareholder must specify what Share Class the redemption request relates to. The Fund intends to normally pay redemption proceeds, less any tax or duty imposed on the redemption of the Shares within three (3) Business Days following the relevant Redemption Date.

Investors may exchange all or part of their investment to another class of Shares in the same or a different Portfolio having the same or a lower Sales Charge, subject to any restrictions imposed by law or the Fund. Exchange requests received by the Distributor or the Registrar and Transfer Agent before 2:00pm Central European time on a Business Day (unless otherwise provided for in the share class table will be effected on that Business Day). Exchange requests received after 2:00pm Central European time on a Business Day will be effected on the next Business Day.

Further details of how to purchase, redeem, transfer and exchange Shares may be found in the Prospectus.

Investment Minima

The minimum initial subscription amounts are set out in the tables above. Subsequent subscriptions, other than through reinvestment of dividends, must equal or exceed the minimum subscription amount. The Fund reserves the right to modify the investment minimum amounts.

Additional Information

Goldman Sachs Funds

Registered Office:
c/o State Street Bank Luxembourg S.A.
49, avenue J-F Kennedy
L-1855 Luxembourg
RC B41 751

Investment Adviser:

Goldman Sachs Asset Management International
Peterborough Court
133 Fleet Street
London, EC4A 2BB

Sub-Advisers:

Goldman Sachs Asset Management, L.P.
85 Broad Street
New York, 10004
New York, U.S.A.

Goldman Sachs (Singapore) Pte.
50 Raffles Place
#29-01 Shell Tower
Singapore 048623

Goldman Sachs Asset Management Co., Ltd.
Roppongi Hills Mori Tower
10-1, Roppongi 6-chome
Minato-Ku, Tokyo, 106-6144, Japan

Goldman Sachs JBWere Investment Management PTY Ltd
Level 17
101 Collins Street
Melbourne VIC 3000
Australia

Goldman Sachs (Asia) L.L.C. – Hong Kong Branch
2 Queens Road
Cheung Kong Center, 68th Floor Central,
Hong Kong

Distributor:

Goldman Sachs International
Peterborough Court
133 Fleet Street
London EC4A 2BB

Directors:

Frank Ennis
Eugene Regan
David Shubotham
Alan A. Shuch
Theodore T. Sotir
Adam Broder

Shareholder Services Agent:

European Shareholder Services
Goldman Sachs International
Peterborough Court
133 Fleet Street
London EC4A 2BB

Custodian, Administrator, Paying Agent, Domiciliary Agent and Listing Agent:

State Street Bank Luxembourg S.A.
49, Avenue J-F Kennedy
L-1855 Luxembourg

Registrar and Transfer Agent:

RBC Dexia Investor Services Bank S.A.
14, Porte de France
L-4360 Esch-sur-Alzette

Auditors:

PricewaterhouseCoopers S.a.r.l.
Reviser d'entreprises
400, route d'Esch
L-1471 Luxembourg

Legal Advisers as to Luxembourg law to the Fund and the Investment Adviser:

Arendt & Medernach
14, rue Erasme
L-2082 Luxembourg

Supervisory Authority

Commission de Surveillance du Secteur Financier
www.cssf.lu

Promoter

Goldman Sachs & Co
85 Broad Street
New York, NY 10004
U.S.A.

European Shareholder Services Group

If you are based in Europe or Asia please contact:

Goldman Sachs International
Shareholder Services
Christchurch Court
10-15 Newgate Street
London EC1A 7HD
United Kingdom
Telephone: +44 (0)20 7774 6366
Facsimile: +44 (0)20 7774 6367

If you are based in the U.S.A. please contact¹:

Goldman, Sachs & Co.
Shareholder Services
71 South Wacker Drive, Suite 500
Chicago
Illinois 60606
U.S.A.
Telephone: 1-800-621-2550 (US)
312 655 4400 (Non US)
Facsimile: 1-800-621-2552 (US)
312 655 4458 (Non US)

A copy of the Prospectus with the annual and semi-annual reports is available at the following address:

State Street Bank Luxembourg S.A.
49, avenue J-F Kennedy
L-1855 Luxembourg
RC B32 771
Luxembourg

Such documents are available, at any time during office hours, free of charge, for existing and potential investors or can be obtained by contacting the European Shareholder Services Group.

¹ Please note that none of the Portfolios may be offered or sold, directly or indirectly, in the U.S., or, except as described in the Prospectus, to any U.S. Person. This contact detail is intended purely for the benefit of person in the U.S. who have administrative responsibility for the affairs of persons who are permitted investors in the Portfolios.

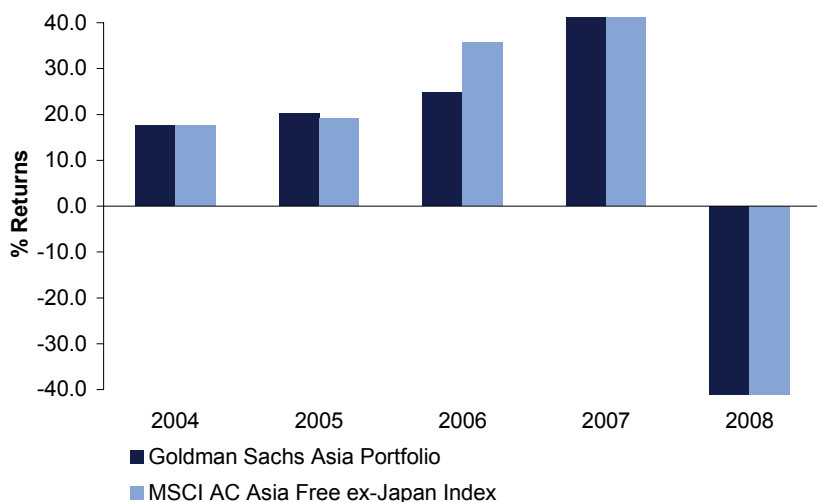
Appendix I – Performance Data

When available, the performance figures show up to five years historical data. However, when the Portfolios have not been launched for five years or more, the performance figures show the historical data that is available at the time of the issuance of the present Simplified Prospectus. The performance periods are based on the financial year of the Fund. All index returns are shown with income re-invested, except MSCI AC Asia Free ex-Japan Index (without income reinvested), and in contrast to the Portfolios without the deduction of any fees or expenses. For Goldman Sachs Portfolios where performance is shown relative to the index, it is for comparative purposes only. Reference to these benchmarks does not imply that the Portfolio will achieve returns, volatility or other results similar to the benchmark.

Past performance is not necessarily a guide to future performance and may not be repeated. **Returns of the Portfolio are shown net of fees and expenses and after the reinvestment of dividends using month-end net asset values.**

Global and Regional Equity Portfolios

Goldman Sachs Asia Portfolio



Past performance is not necessarily a guide to future performance and may not be repeated.

Returns of the Portfolios are shown net of fees and expenses and after the reinvestment of dividends.

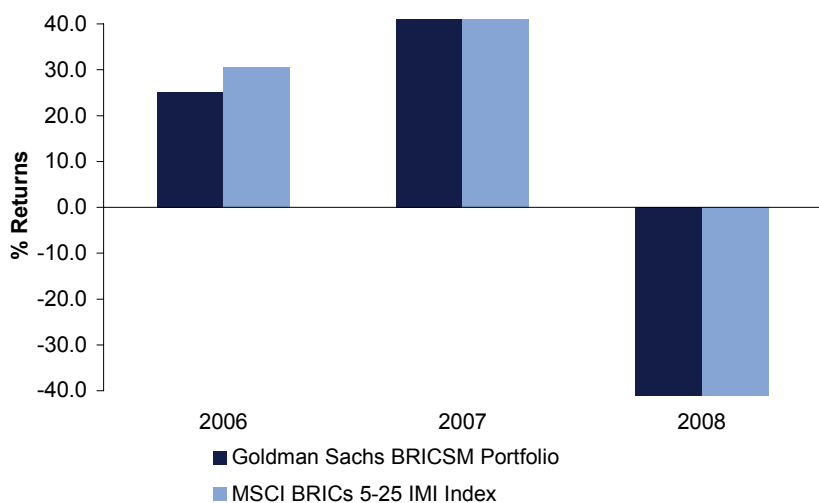
Goldman Sachs Asia Equity Target Alpha Portfolio

This Portfolio is not yet launched and therefore no performance data is available.

Goldman Sachs Brazil Equity Portfolio

This Portfolio is not yet launched and therefore no performance data is available.

Goldman Sachs BRICsSM Portfolio



Past performance is not necessarily a guide to future performance and may not be repeated.

Returns of the Portfolios are shown net of fees and expenses and after the reinvestment of dividends.

Goldman Sachs BRICsSM Markets Portfolio

This Portfolio is not yet launched and therefore no performance data is available.

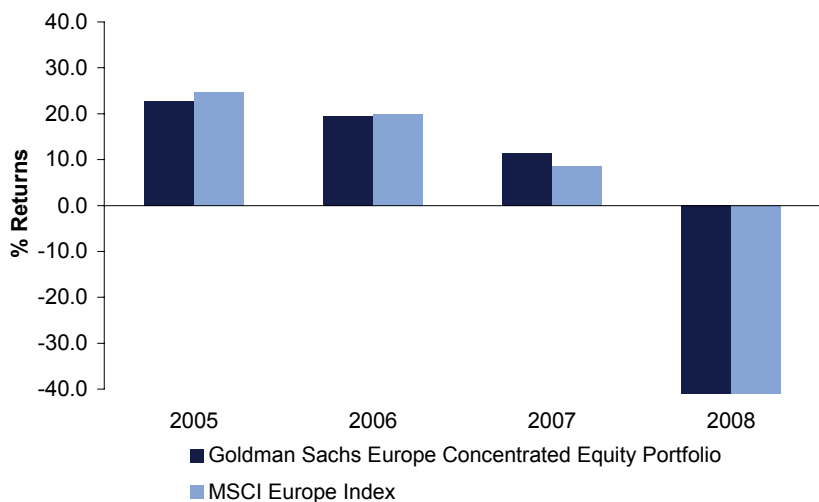
Goldman Sachs China Opportunity Portfolio

This Portfolio is not yet launched and therefore no performance data is available.

Goldman Sachs Frontier Emerging Markets Equity Portfolio

This Portfolio is not yet launched and therefore no performance data is available.

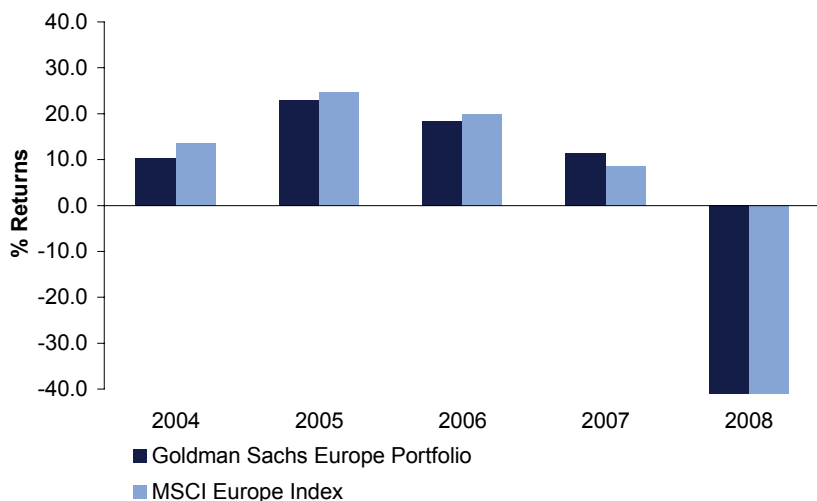
Goldman Sachs Europe Concentrated Equity Portfolio



Past performance is not necessarily a guide to future performance and may not be repeated.

Returns of the Portfolios are shown net of fees and expenses and after the reinvestment of dividends.

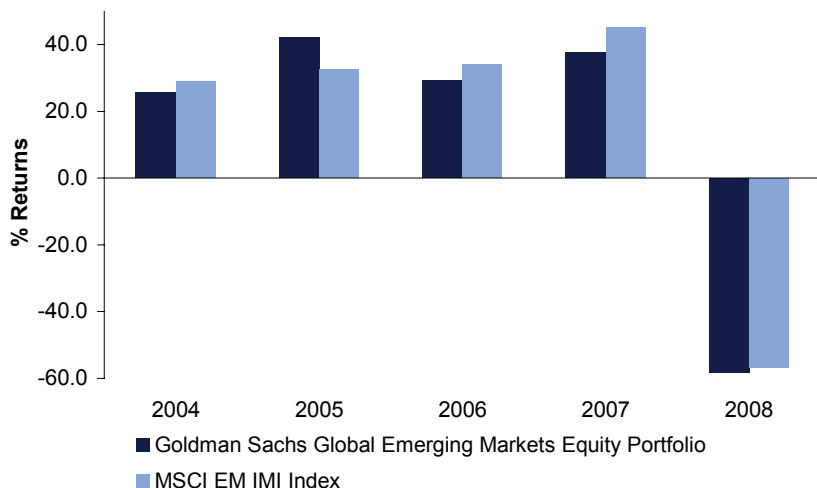
Goldman Sachs Europe Portfolio



Past performance is not necessarily a guide to future performance and may not be repeated.

Returns of the Portfolios are shown net of fees and expenses and after the reinvestment of dividends.

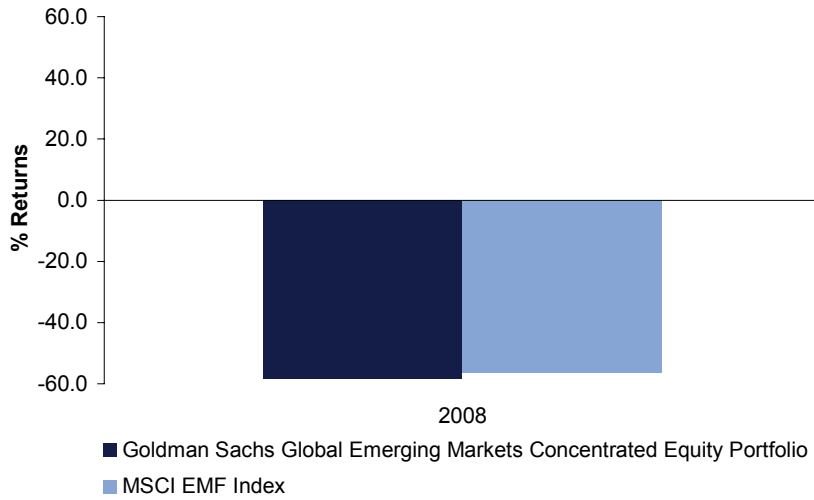
Goldman Sachs Global Emerging Markets Equity Portfolio



Past performance is not necessarily a guide to future performance and may not be repeated.

Returns of the Portfolios are shown net of fees and expenses and after the reinvestment of dividends.

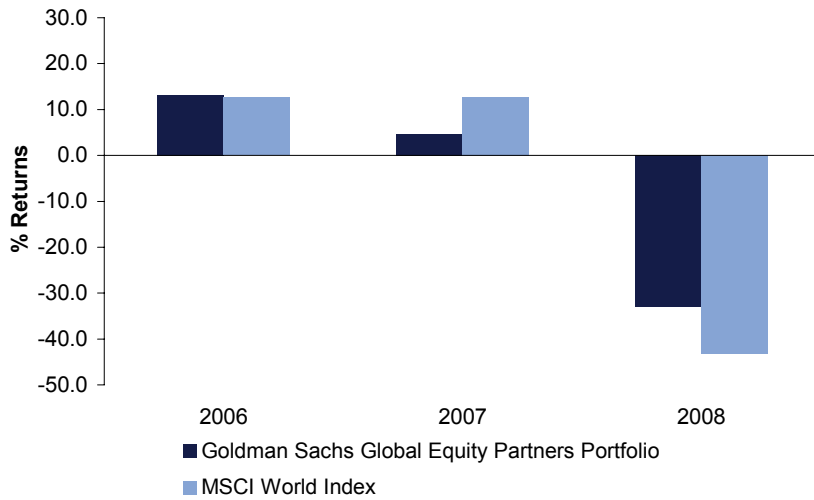
Goldman Sachs Global Emerging Markets Concentrated Equity Portfolio



Past performance is not necessarily a guide to future performance and may not be repeated.

Returns of the Portfolios are shown net of fees and expenses and after the reinvestment of dividends.

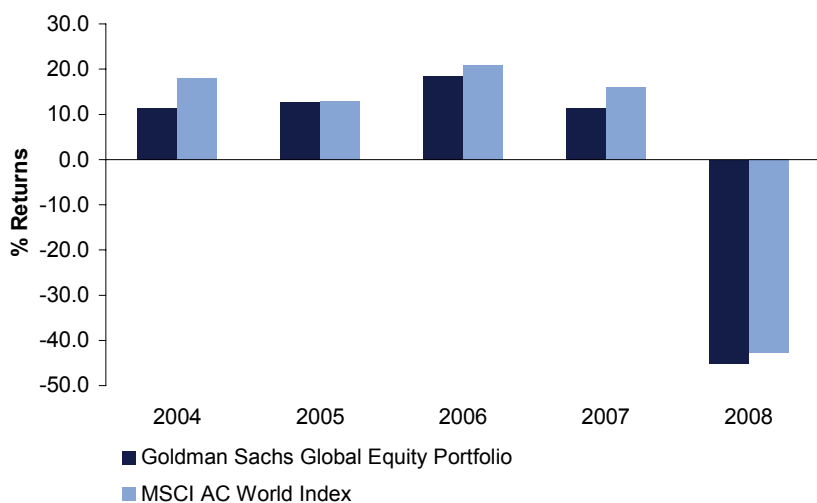
Goldman Sachs Global Equity Partners Portfolio (formerly Goldman Sachs Global PCP Equity Portfolio)



Past performance is not necessarily a guide to future performance and may not be repeated.

Returns of the Portfolios are shown net of fees and expenses and after the reinvestment of dividends.

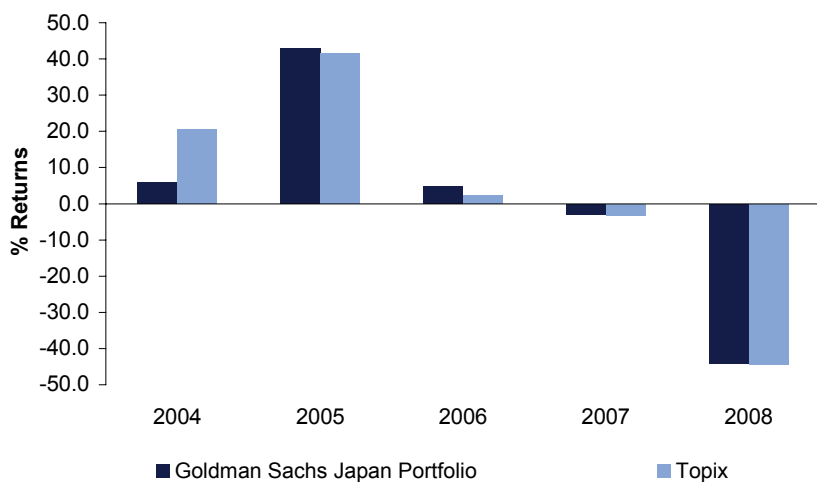
Goldman Sachs Global Equity Portfolio



Past performance is not necessarily a guide to future performance and may not be repeated.

Returns of the Portfolios are shown net of fees and expenses and after the reinvestment of dividends.

Goldman Sachs Japan Portfolio



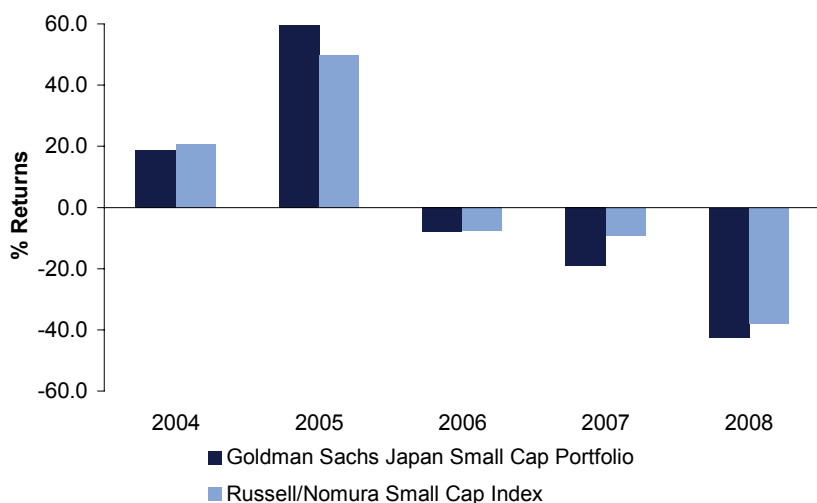
Past performance is not necessarily a guide to future performance and may not be repeated.

Returns of the Portfolios are shown net of fees and expenses and after the reinvestment of dividends.

Goldman Sachs Japan Equity Target Alpha Portfolio

This Portfolio is not yet launched and therefore no performance data is available.

Goldman Sachs Japan Small Cap Portfolio



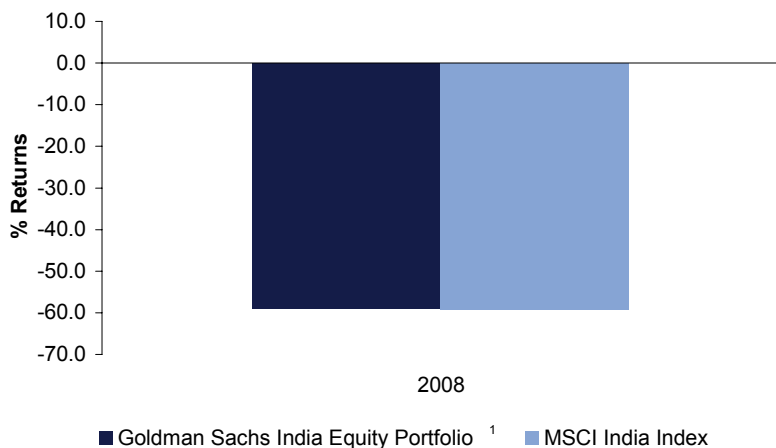
Past performance is not necessarily a guide to future performance and may not be repeated.

Returns of the Portfolios are shown net of fees and expenses and after the reinvestment of dividends.

Goldman Sachs Korea Equity Portfolio

This Portfolio is not yet launched and therefore no performance data is available.

Goldman Sachs India Equity Portfolio



Note

(1) Returns are shown since inception.

Past performance is not necessarily a guide to future performance and may not be repeated.

Returns of the Portfolios are shown net of fees and expenses and after the reinvestment of dividends.

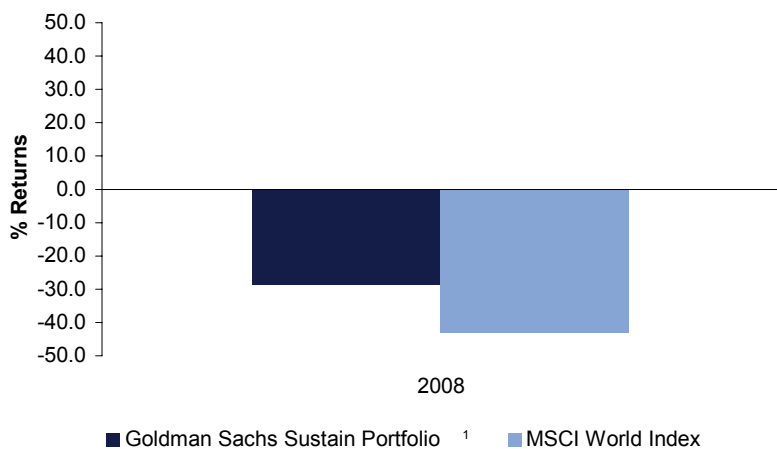
Goldman Sachs N11 Equity Portfolio

This Portfolio is not yet launched and therefore no performance data is available.

Goldman Sachs N11 Equity Index-Aligned Portfolio

This Portfolio is not yet launched and therefore no performance data is available.

Goldman Sachs Sustain Portfolio



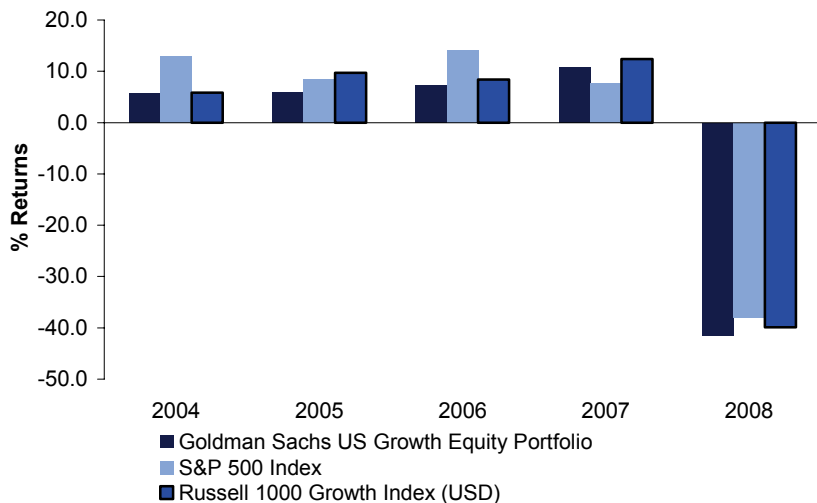
Note

(1) Returns are shown since inception.

Past performance is not necessarily a guide to future performance and may not be repeated.

Returns of the Portfolios are shown net of fees and expenses and after the reinvestment of dividends.

Goldman Sachs US Growth Equity Portfolio



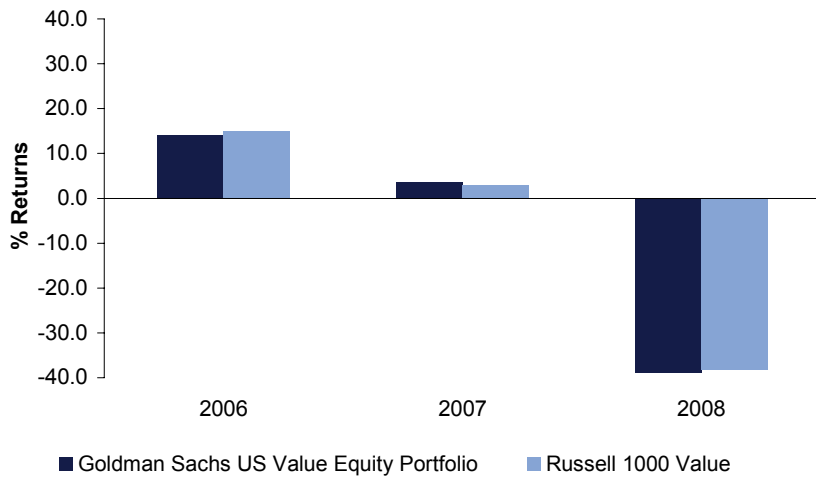
Past performance is not necessarily a guide to future performance and may not be repeated.

Returns of the Portfolios are shown net of fees and expenses and after the reinvestment of dividends.

Goldman Sachs UK Equity Target Alpha Portfolio

This Portfolio is not yet launched and therefore no performance data is available.

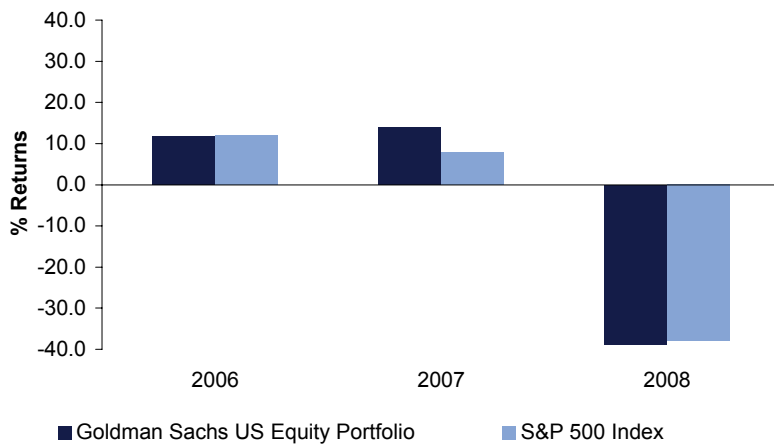
Goldman Sachs US Value Equity Portfolio



Past performance is not necessarily a guide to future performance and may not be repeated.

Returns of the Portfolios are shown net of fees and expenses and after the reinvestment of dividends.

Goldman Sachs US Equity Portfolio (formely know as the Goldman Sachs US Blend Equity Portfolio)



Past performance is not necessarily a guide to future performance and may not be repeated.

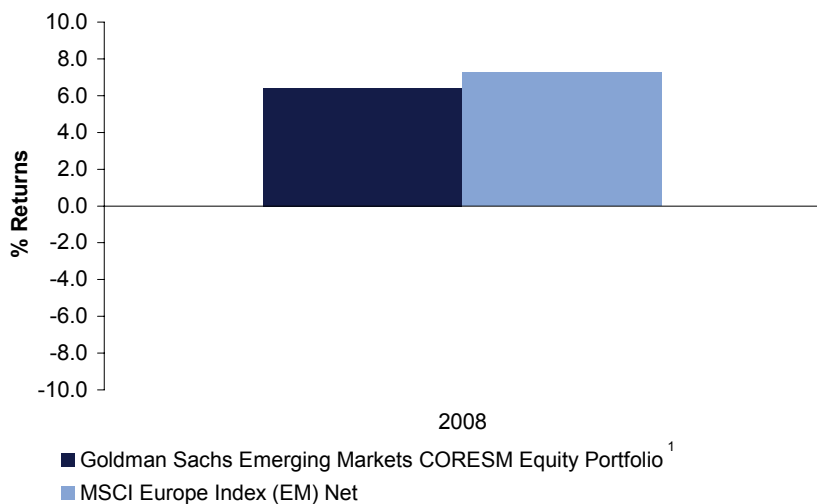
Returns of the Portfolios are shown net of fees and expenses and after the reinvestment of dividends.

Global and Regional CORESM Equity Portfolios

Goldman Sachs BRICs CORESM Equity Portfolio

This Portfolio is not yet launched and therefore no performance data is available.

Goldman Sachs Emerging Markets CORESM Equity Portfolio



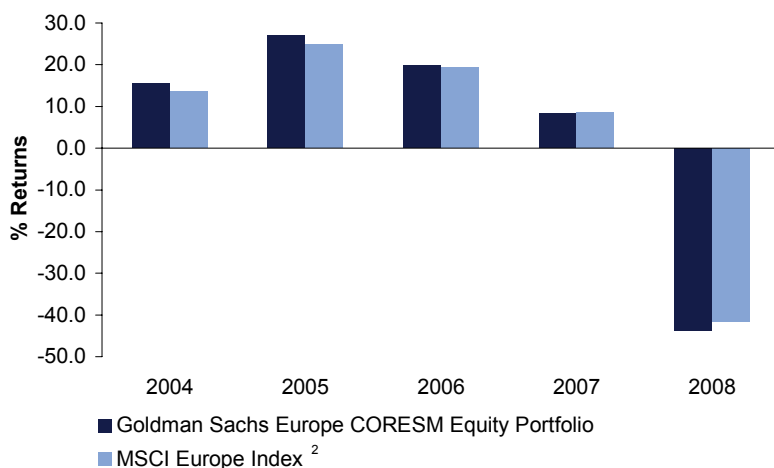
Note:

(1) Returns are shown since inception.

Goldman Sachs Euroland CORESM Equity Portfolio

This Portfolio is not yet launched and therefore no performance data is available.

Goldman Sachs Europe CORESM Equity Portfolio



Note:

(2) Prior to 31 May 2006, the Portfolio's benchmark was the MSCI Europe Index (gross), a gross total return index. The MSCI Europe Index (net) is a net total return index. Net total return is a reflection of return to an investor by reinvesting dividends after the deduction of withholding tax. The rate of withholding tax applied to the MSCI Europe Index (net) is consistent with the actual rate of withholding tax the Portfolio will incur on dividends received from foreign companies.

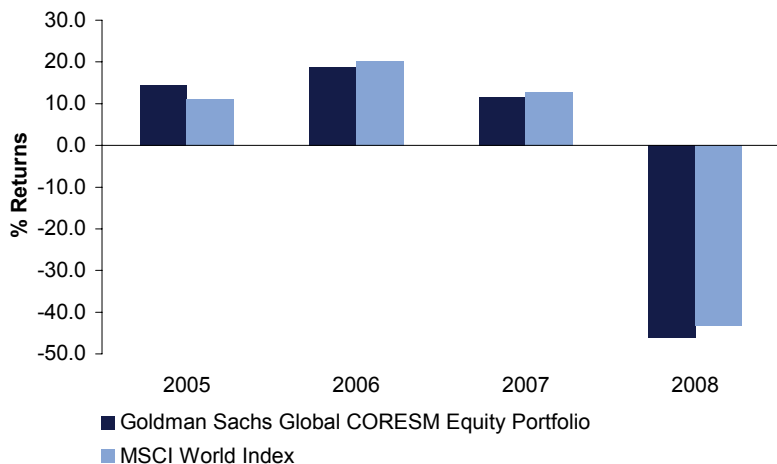
Past performance is not necessarily a guide to future performance and may not be repeated.

Returns of the Portfolios are shown net of fees and expenses and after the reinvestment of dividends.

Goldman Sachs Europe CORESM Equity Index Plus Portfolio

This Portfolio is not yet launched and therefore no performance data is available.

Goldman Sachs Global CORESM Equity Portfolio



Past performance is not necessarily a guide to future performance and may not be repeated.

Returns of the Portfolios are shown net of fees and expenses and after the reinvestment of dividends.

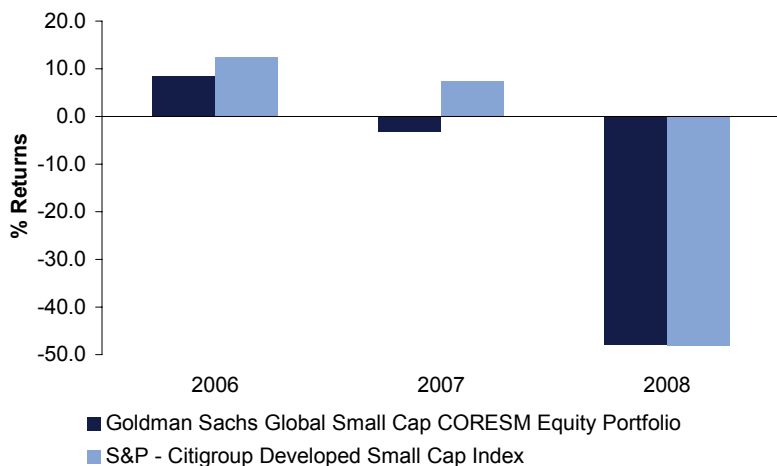
Goldman Sachs Global CORESM Equity Index Plus Portfolio

This Portfolio is not yet launched and therefore no performance data is available.

Goldman Sachs Global Enhanced CORESM Equity Portfolio

This Portfolio is not yet launched and therefore no performance data is available.

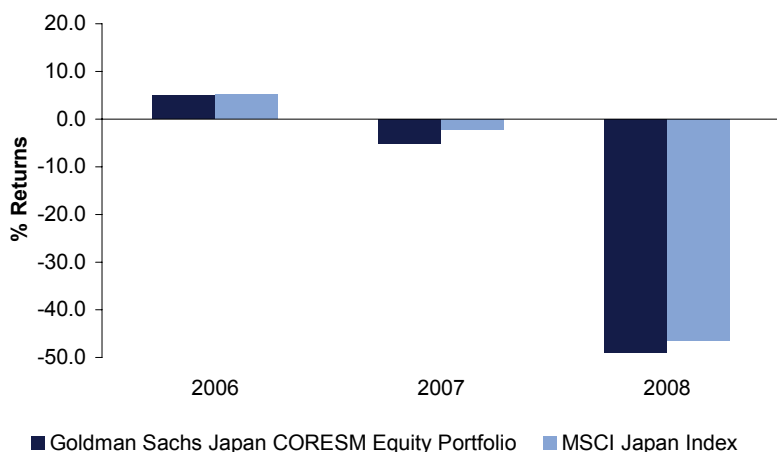
Goldman Sachs Global Small Cap CORESM Equity Portfolio



Past performance is not necessarily a guide to future performance and may not be repeated.

Returns of the Portfolios are shown net of fees and expenses and after the reinvestment of dividends.

Goldman Sachs Japan CORESM Equity Portfolio



Past performance is not necessarily a guide to future performance and may not be repeated.

Returns of the Portfolios are shown net of fees and expenses and after the reinvestment of dividends.

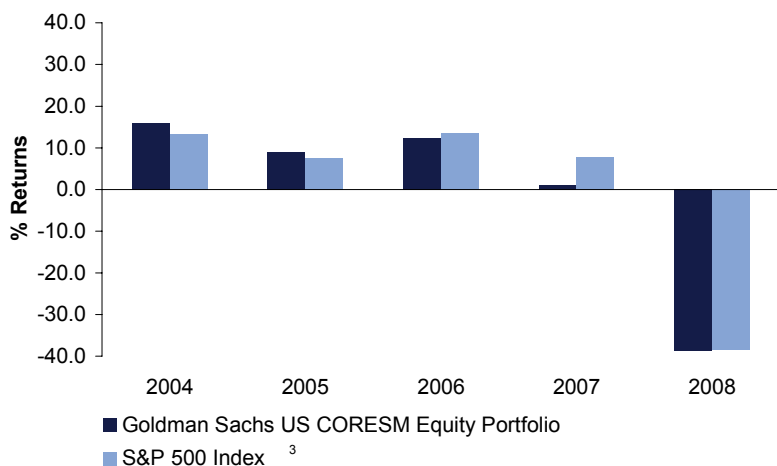
Goldman Sachs Japan CORESM Equity Index Plus Portfolio

This Portfolio is not yet launched and therefore no performance data is available.

Goldman Sachs Oil and Gas CORESM Equity Index Plus Portfolio

This Portfolio is not yet launched and therefore no performance data is available.

Goldman Sachs US CORESM Equity Portfolio



Note:

(3) Prior to 31 May 2006, the Portfolio's benchmark was the S&P 500 Index (gross), a gross total return index. The S&P 500 Index (net) is a net total return index. Net total return is a reflection of return to an investor by reinvesting dividends after the deduction of withholding tax. The rate of withholding tax applied to the S&P 500 Index (net) is consistent with the actual rate of withholding tax the Portfolio will incur on dividends received from foreign companies.

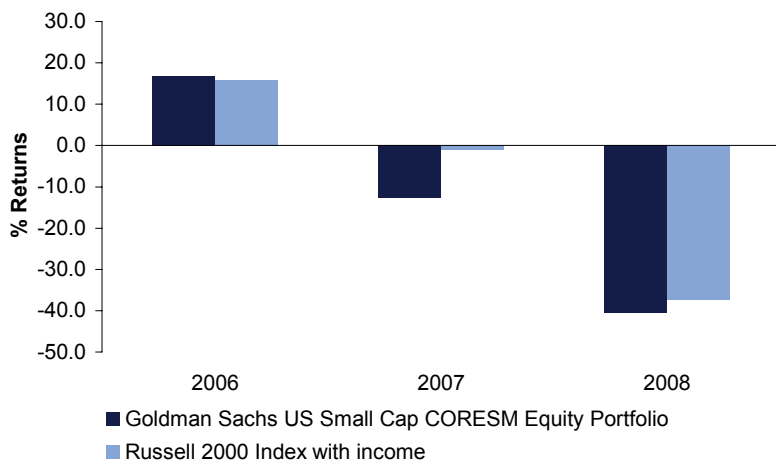
Past performance is not necessarily a guide to future performance and may not be repeated.

Returns of the Portfolios are shown net of fees and expenses and after the reinvestment of dividends.

Goldman Sachs US CORESM Equity Index Plus Portfolio

This Portfolio is not yet launched and therefore no performance data is available.

Goldman Sachs US Small Cap CORESM Equity Portfolio



Past performance is not necessarily a guide to future performance and may not be repeated.

Returns of the Portfolios are shown net of fees and expenses and after the reinvestment of dividends.

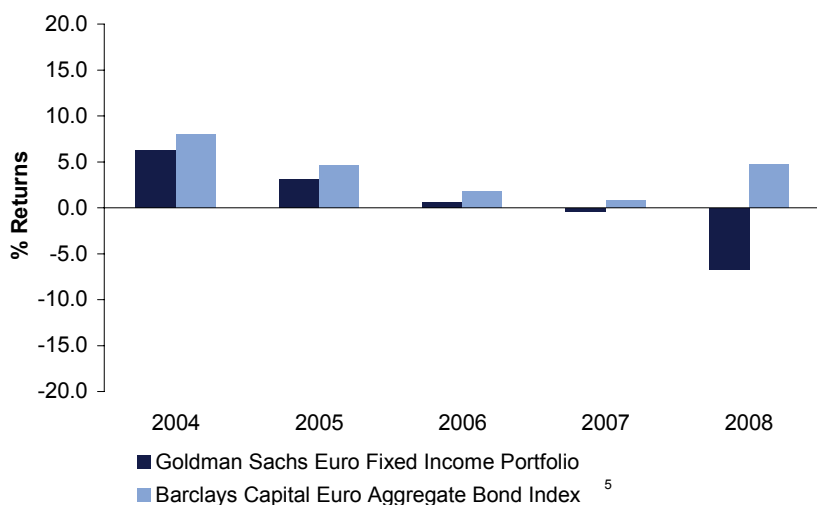
Sector Equity Portfolios

Goldman Sachs Global Infrastructure Portfolio

This Portfolio is not yet launched and therefore no performance data is available.

Fixed Income Portfolios

Goldman Sachs Euro Fixed Income Portfolio



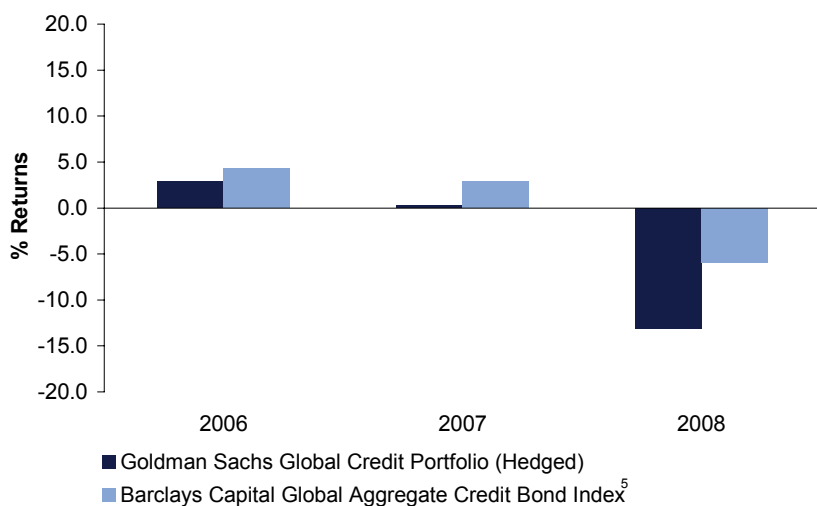
Note:

(5) All Lehman Brothers indices have been rebranded to Barclays Capital indices with effect from 3 November 2008.

Past performance is not necessarily a guide to future performance and may not be repeated.

Returns of the Portfolios are shown net of fees and expenses and after the reinvestment of dividends.

Goldman Sachs Global Credit Portfolio (Hedged)



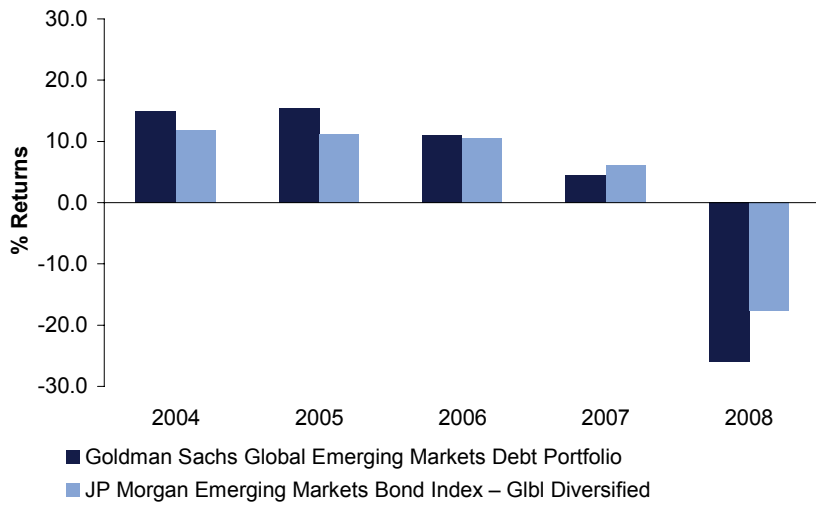
Note:

(5) All Lehman Brothers indices have been rebranded to Barclays Capital indices with effect from 3 November 2008.

Past performance is not necessarily a guide to future performance and may not be repeated.

Returns of the Portfolios are shown net of fees and expenses and after the reinvestment of dividends.

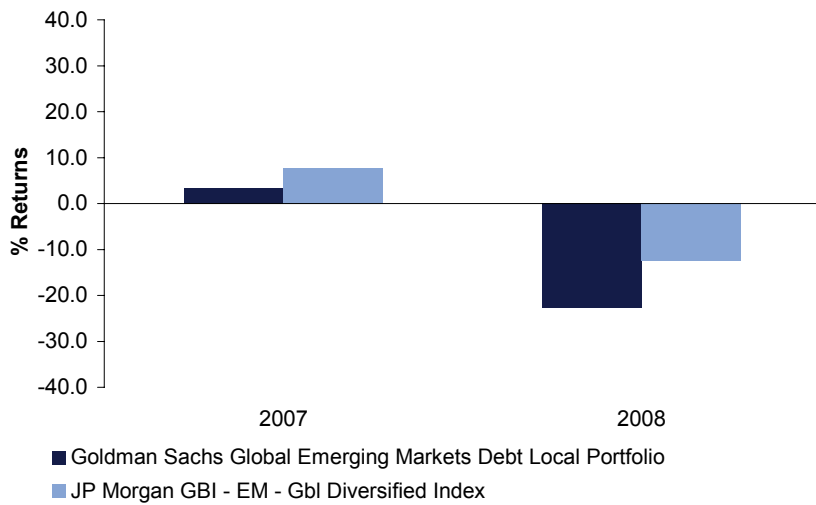
Goldman Sachs Global Emerging Markets Debt Portfolio



Past performance is not necessarily a guide to future performance and may not be repeated.

Returns of the Portfolios are shown net of fees and expenses and after the reinvestment of dividends.

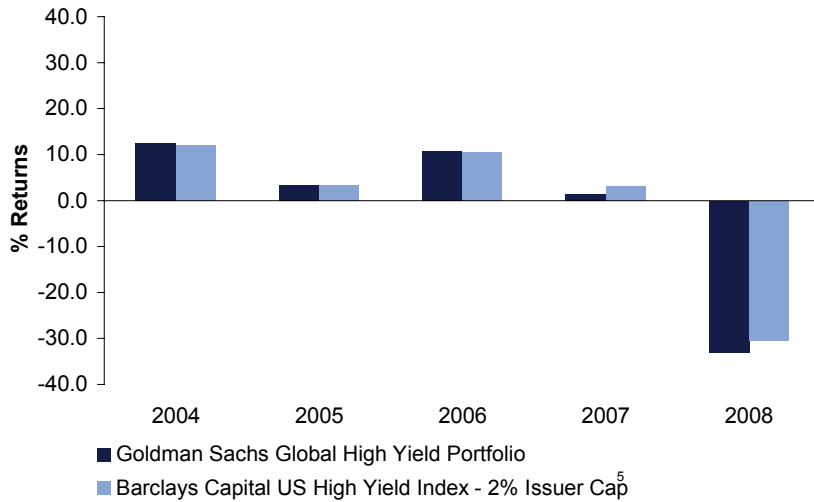
Goldman Sachs Emerging Markets Debt Local Portfolio



Past performance is not necessarily a guide to future performance and may not be repeated.

Returns of the Portfolios are shown net of fees and expenses and after the reinvestment of dividends.

Goldman Sachs Global High Yield Portfolio



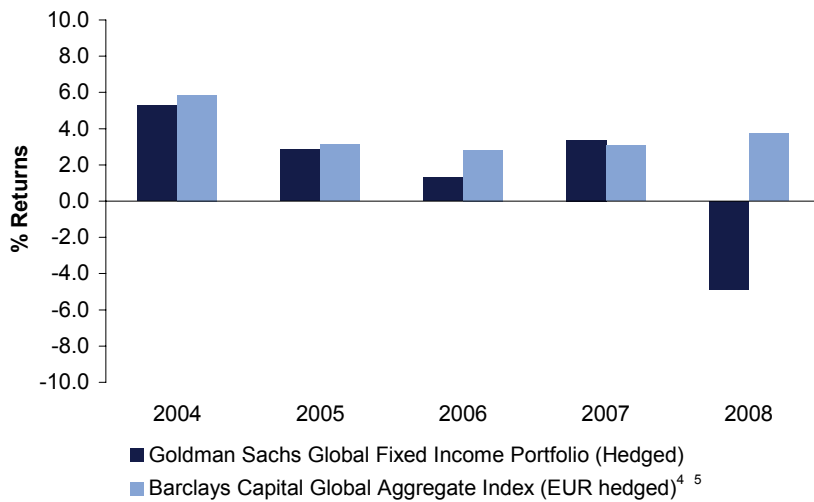
Note:

(5) All Lehman Brothers indices have been rebranded to Barclays Capital indices with effect from 3 November 2008.

Past performance is not necessarily a guide to future performance and may not be repeated.

Returns of the Portfolios are shown net of fees and expenses and after the reinvestment of dividends.

Goldman Sachs Global Fixed Income Portfolio (Hedged)



Note:

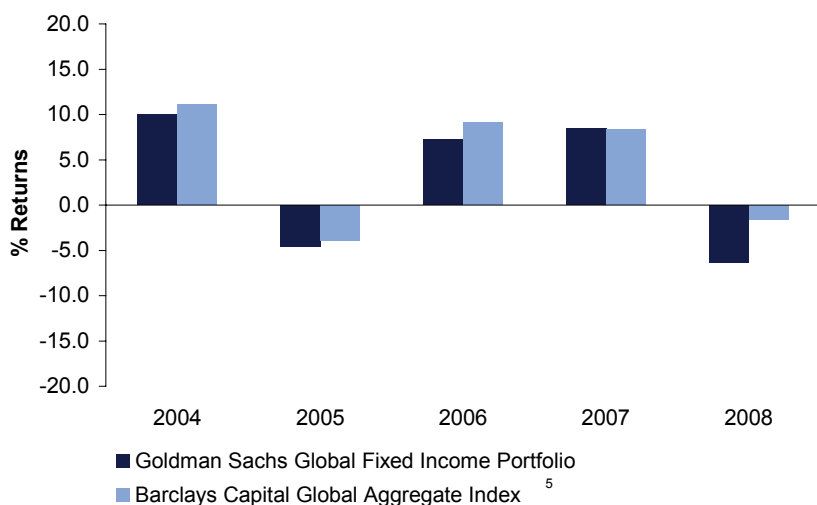
(4) This benchmark is Euro Hedged.

(5) All Lehman Brothers indices have been rebranded to Barclays Capital indices with effect from 3 November 2008.

Past performance is not necessarily a guide to future performance and may not be repeated.

Returns of the Portfolios are shown net of fees and expenses and after the reinvestment of dividends.

Goldman Sachs Global Fixed Income Portfolio



Note:

(5) All Lehman Brothers indices have been rebranded to Barclays Capital indices with effect from 3 November 2008.

Past performance is not necessarily a guide to future performance and may not be repeated.

Returns of the Portfolios are shown net of fees and expenses and after the reinvestment of dividends.

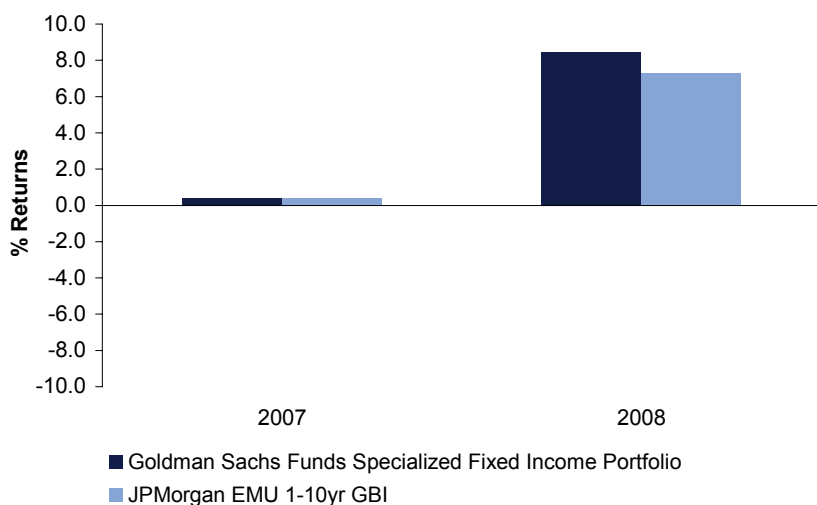
Goldman Sachs Global Inflation-Linked Fixed Income Portfolio (Hedged)

This Portfolio is not yet launched and therefore no performance data is available.

Goldman Sachs Global Quantitative Fixed Income Portfolio (Hedged)

This Portfolio is not yet launched and therefore no performance data is available.

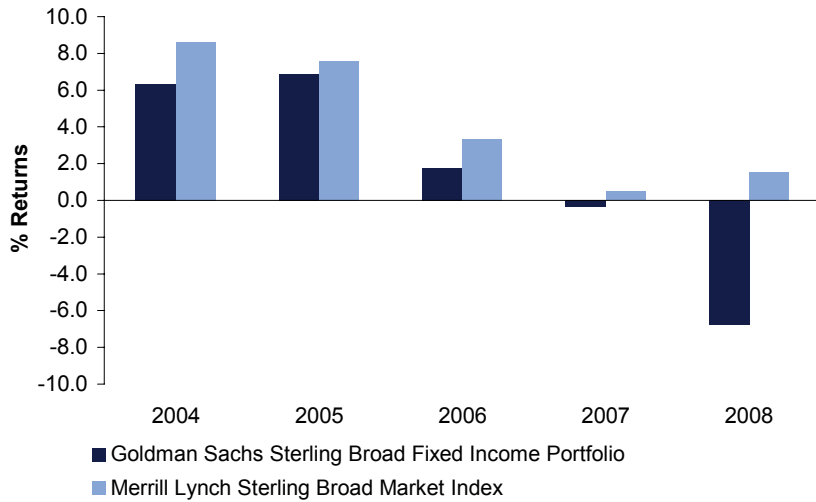
Goldman Sachs Global Specialised Fixed Income Portfolio



Past performance is not necessarily a guide to future performance and may not be repeated.

Returns of the Portfolios are shown net of fees and expenses and after the reinvestment of dividends.

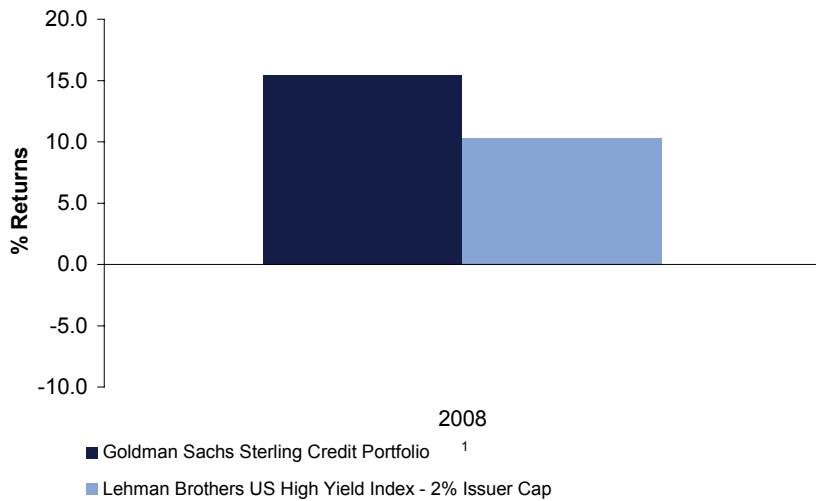
Goldman Sachs Sterling Broad Fixed Income Portfolio



Past performance is not necessarily a guide to future performance and may not be repeated.

Returns of the Portfolios are shown net of fees and expenses and after the reinvestment of dividends.

Goldman Sachs Sterling Credit Portfolio



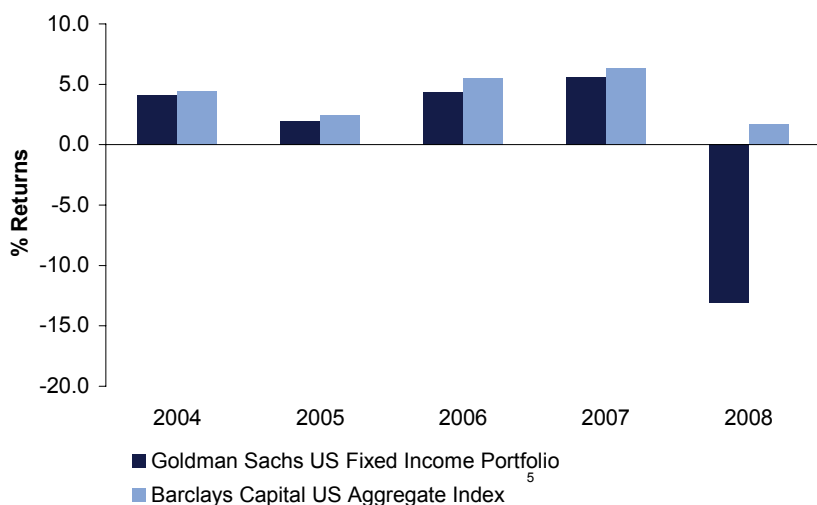
Note:

(1) Returns are shown since inception.

Past performance is not necessarily a guide to future performance and may not be repeated.

Returns of the Portfolios are shown net of fees and expenses and after the reinvestment of dividends.

Goldman Sachs US Fixed Income Portfolio



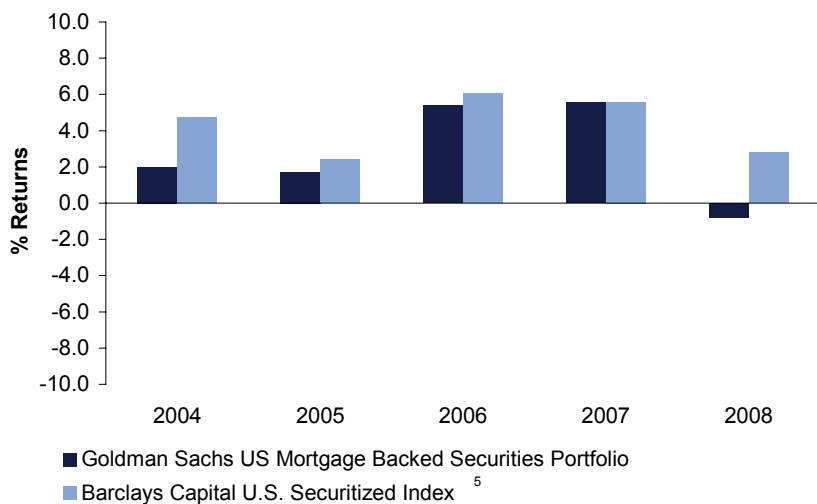
Note:

(5) All Lehman Brothers indices have been rebranded to Barclays Capital indices with effect from 3 November 2008.

Past performance is not necessarily a guide to future performance and may not be repeated.

Returns of the Portfolios are shown net of fees and expenses and after the reinvestment of dividends.

Goldman Sachs US Mortgage Backed Securities Portfolio



Note:

(5) All Lehman Brothers indices have been rebranded to Barclays Capital indices with effect from 3 November 2008.

Past performance is not necessarily a guide to future performance and may not be repeated.

Returns of the Portfolios are shown net of fees and expenses and after the reinvestment of dividends.

Goldman Sachs US Credit Portfolio

This Portfolio is not yet launched and therefore no performance data is available.

Appendix II – Total Expense Ratio

Total Expense Ratio

Goldman Sachs Asia Portfolio

Base Currency Share Class	1.90%
Base Accumulation Share Class	1.90%
“A” Share Class	2.40%
“B” Share Class	3.40%
“I” Share Class	1.21%
“I” Accumulation Share Class	1.21%
“E” Accumulation Share Class	2.65%
“P” Share Class	1.65%
“P” Accumulation Share Class	1.65%

Goldman Sachs BRIC'sSM Markets Portfolio

Base Currency Share Class	2.15%
Base Accumulation Share Class	2.15%
Other Currency Accumulation Share Class (EUR Hedged Class)	2.15%
“A” Share Class	2.65%
“I” Accumulation Share Class	1.36%
“IO” Accumulation Share Class (USD)	0.36%
“IO” Accumulation Share Class (GBP)	0.36%
“E” Accumulation Share Class	2.65%
“IX” Share Class	1.36%
“P” Share Class	1.90%
“P” Accumulation Share Class	1.90%

Goldman Sachs Europe Concentrated Equity Portfolio

Base Currency Share Class	2.15%
Base Accumulation Share Class	2.15%
“I” Share Class	1.36%
“I” Accumulation Share Class	1.36%
“E” Accumulation Share Class	2.90%
“P” Share Class	1.90%
“P” Accumulation Share Class	1.90%

Goldman Sachs Europe Portfolio

Base Currency Share Class	1.90%
Base Accumulation Share Class	1.90%

Other Currency Share Class	1.90%
"A" Share Class (EUR)	2.40%
"A" Share Class (USD)	2.40%
"B" Share Class	3.40%
"I" Share Class	1.11%
"I" Accumulation Share Class	1.11%
"E" Accumulation Share Class	2.65%
"IO" Accumulation Share Class	0.36%
"P" Share Class	1.65%
"P" Accumulation Share Class	1.65%

Goldman Sachs Global Emerging Markets Equity Portfolio

Base Currency Share Class	2.25%
Base Accumulation Share Class	2.25%
"A" Share Class	2.63%
"B" Share Class	3.63%
"I" Share Class	1.46%
"I" Accumulation Share Class	1.46%
"E" Accumulation Share Class	2.75%
"IO" Share Class	0.46%
"IX" Share Class	1.46%
"IO" Accumulation Share Class	0.46%
"IO" Accumulation Share Class	0.46%
"P" Share Class	2.00%
"P" Accumulation Share Class	2.00%

Goldman Sachs Global Emerging Markets Concentrated Equity Portfolio

Base Currency Share Class	2.25%
Base Accumulation Share Class	2.25%
"A" Share Class	2.75%
"E" Accumulation Share Class	2.75%
"I" Share Class	1.44%
"I" Accumulation Share Class	1.44%
"IO" Accumulation Share Class	0.45%
"IX" Share Class	1.45%
"P" Share Class	1.99%
"P" Accumulation Share Class	1.99%

Goldman Sachs Global Equity Partners Portfolio

Base Currency Share Class	1.90%
Base Accumulation Share Class	1.90%
Other Currency Share Class	1.90%
Other Currency Accumulation Share Class	1.90%
"A" Share Class	2.40%
"A" Accumulation Share Class	2.40%
"I" Accumulation Share Class	1.36%
Other Currency Accumulation Share Class	1.90%
"E" Accumulation Share Class	2.65%
"P" Share Class	1.65%
"P" Accumulation Share Class	1.65%

Goldman Sachs Global Equity Portfolio

Base Currency Share Class	1.90%
Base Accumulation Share Class	1.90%
"A" Share Class	2.40%
"B" Share Class	3.40%
"I" Accumulation Share Class	1.11%
"E" Accumulation Share Class	2.65%
"D" Share Class	1.90%
"P" Share Class	1.65%
"P" Accumulation Share Class	1.65%

Goldman Sachs Japan Portfolio

Base Currency Share Class	1.90%
Base Accumulation Share Class	1.90%
Other Currency Share Class	1.65%
"A" Share Class	2.40%
"B" Share Class	3.40%
"I" Share Class	1.01%
"E" Accumulation Share Class	2.65%
"I" Accumulation Share Class	1.01%
"P" Share Class	1.54%
"P" Accumulation Share Class	1.54%

Goldman Sachs Japan Small Cap Portfolio

Base Currency Share Class	1.90%
Base Accumulation Share Class	1.90%

Goldman Sachs Funds SICAV

"A" Share Class	2.28%
"B" Share Class	3.28%
"I" Share Class	1.36%
"E" Accumulation Share Class	2.65%
"I" Accumulation Share Class	1.36%
"P" Share Class	1.90%
"P" Accumulation Share Class	1.90 %

Goldman Sachs India Equity Portfolio

Base Currency Share Class	2.25%
Base Accumulation Share Class	2.25%
"A" Share Class	2.75%
"I" Share Class	1.46%
"E" Accumulation Share Class	2.75%
"I" Accumulation Share Class	1.46%
"P" Share Class	2.00%
"P" Accumulation Share Class	2.00%

Goldman Sachs Sustain Portfolio

Base Currency Close Share Class	2.00%
Base Accumulation Snap Share Class	2.00%
Base Accumulation Close Share Class	2.00%
"A" Snap Share Class	2.50%
"A" Accumulation Snap Share Class	2.50%
"E" Snap Share Class	2.50%
"E" Accumulation Snap Share Class	2.50%
"I" Accumulation Snap Share Class	1.21%
"I" Accumulation Close Share Class	1.21%
"IO" Close Share Class	0.21%
"P" Snap Share Class (USD)	1.50%
"P" Snap Share Class (EUR)	1.50%
"P" Accumulation Snap Share Class (USD)	1.50%
"P" Accumulation Snap Share Class (EUR)	1.50%

Goldman Sachs US Growth Equity Portfolio

Base Currency Share Class	1.90%
Base Accumulation Share Class	1.90%
"A" Share Class	2.40%
"B" Share Class	3.40%

"I" Share Class	1.11%
"E" Accumulation Share Class	2.65%
"I" Accumulation Share Class	1.11%
"P" Share Class	1.65%
"P" Accumulation Share Class	1.65%

Goldman Sachs US Value Equity Portfolio

Base Currency Share Class	1.90%
Base Accumulation Share Class	1.90%
"A" Share Class	2.40%
"E" Accumulation Share Class	2.65%
"I" Accumulation Share Class	1.11%
"P" Share Class	1.65%
"P" Accumulation Share Class	1.65%

Goldman Sachs US Equity Portfolio

Base Currency Share Class	1.90%
Base Accumulation Share Class	1.90%
"A" Share Class	2.40%
"E" Accumulation Share Class	2.65%
"I" Accumulation Share Class	1.11%
"IO" Accumulation Share Class	0.36%
"P" Share Class	1.65%
"P" Accumulation Share Class	1.65%

Goldman Sachs Europe CORESM Equity Portfolio

Base Currency Share Class	1.50%
Base Accumulation Share Class	1.50%
"A" Share Class (EUR)	2.00%
"A" Share Class (USD)	2.00%
"I" Share Class	0.94%
"I" Accumulation Share Class	0.95%
"E" Accumulation Share Class	2.00%
"P" Accumulation Share Class	1.24%
"IO" Accumulation Share Class	0.18%

Goldman Sachs Global CORESM Equity Portfolio

Base Accumulation Close Share Class	1.50%
Base Accumulation Snap Share Class	1.50%
Base Currency Close Share Class	1.50%

Base Currency Snap Share Class	1.50%
"A" Snap Share Class	2.00%
"IO" Accumulation Close Share Class	0.19%
"E" Accumulation Close Share Class	2.00%
"E" Accumulation Snap Share Class	2.00%
"I" Accumulation Close Share Class (USD)	0.94%
"I" Accumulation Close Share Class (EUR)	0.94%
"I" Close Share Class	0.94%
"I" Snap Share Class	0.94%
"P" Accumulation Snap Share Class	1.23%
"IO" Accumulation Close Share Class (GBP)	0.20%
"IO" Accumulation Close Share Class (EUR)	0.19%
"P" Snap Share Class	1.20%

Goldman Sachs Global Small Cap CORESM Equity Portfolio

Base Currency Close Share Class	1.50%
Base Currency Snap Share Class	1.50%
"A" Close Share Class	2.00%
"A" Snap Share Class	2.00%
"IO" Accumulation Close Share Class	0.21%
"E" Accumulation Close Share Class	2.00%
"E" Accumulation Snap Share Class	2.00%
"I" Accumulation Snap Share Class	1.06%
"IO" Accumulation Close Share Class	0.21%
"P" Accumulation Snap Share Class	1.25%

Goldman Sachs Japan CORESM Equity Portfolio

Base Currency Share Class	1.50%
Base Accumulation Share Class	1.50%
Other Currency Share Class	1.50%
"A" Share Class	2.00%
"E" Accumulation Share Class	2.00%
"I" Accumulation Share Class	0.96%
"J" Share Class (AUD Hedged Class)	1.00%
"J" Share Class (USD Hedged Class)	1.00%
"P" Accumulation Share Class	1.05%

Goldman Sachs US CORESM Equity Portfolio

Base Accumulation Snap Share Class	1.50%
------------------------------------	-------

Base Accumulation Close Share Class	1.50%
Base Currency Snap Share Class	1.50%
Base Currency Close Share Class	1.50%
"A" Snap Share Class	2.00%
"B" Snap Share Class	3.00%
"I" Accumulation Close Share Class	0.96%
"I" Snap Share Class	0.96%
"E" Accumulation Snap Share Class	2.00%
"P" Accumulation Snap Share Class	1.05%
"U" Close Share Class	1.30%
"P" Snap Share Class	1.05%

Goldman Sachs US Small Cap CORESM Equity Portfolio

Base Currency Snap Share Class	1.50%
Base Accumulation Snap Share Class	1.50%
Base Accumulation Close Share Class	1.50%
"A" Close Share Class	2.00%
"P" Accumulation Snap Share Class	1.05%
"I" Snap Share Class	0.96%
"I" Accumulation Snap Share Class	0.96%
"E" Accumulation Close Share Class	2.00%
"E" Accumulation Snap Share Class	2.00%

Goldman Sachs Euro Fixed Income Portfolio

Base Currency Share Class	1.25%
Base Accumulation Share Class	1.25%
"A" Share Class	1.50%
"I" Share Class	0.71%
"I" Accumulation Share Class	0.71%
"P" Share Class	0.65%
"P" Accumulation Share Class	0.65%

Goldman Sachs Global Credit Portfolio (Hedged)

Base Currency Share Class	1.25%
Base Accumulation Share Class	1.25%
"A" Share Class	1.50%
"E" Accumulation Share Class	1.50%
"E" Accumulation Share Class (EUR Hedged Class)	1.25%
"I" Accumulation Share Class (EUR Hedged Class)	0.71%

"I" Accumulation Share Class (GBP Hedged Class)	0.71%
"P" Share Class	0.75%
"P" Accumulation Share Class	0.75%
"P" Accumulation Share Class (EUR Hedged Class)	0.75%

Goldman Sachs Global Emerging Markets Debt Portfolio

Base Currency Share Class	1.50%
Base Accumulation Share Class	1.50%
Base Accumulation Share Class (EUR Hedged Class)	1.50%
"A" Share Class	1.75%
"B" Share Class	2.75%
"I" Share Class	0.97%
"I" Share Class (GBP Hedged Class)	0.97%
"I" Share Class (EUR Hedged Class)	0.97%
"I" Accumulation Share Class (EUR Hedged Class)	0.97%
"E" Accumulation Share Class	1.75%
"IO" Share Class	0.22%
"IO" Accumulation Share Class	0.22%
"IX" Share Class	0.97%
"IO" Accumulation Share Class (GBP Hedged Class)	0.22%
"IO" Accumulation Share Class (EUR Hedged Class)	0.22%

Goldman Sachs Global Emerging Markets Debt Local Portfolio

Base Currency Share Class	1.85%
Base Accumulation Share Class	1.85%
"A" Accumulation Share Class	2.10%
"A" Share Class	2.10%
"E" Accumulation Share Class	2.10%
"E" Shares Class	2.10%
"I" Accumulation Share Class	1.22%
"I" Shares Class	1.28%
"P" Share Class	0.70%
"P" Accumulation Share Class	0.70%
"IO" Accumulation Share Class	0.18%
"IX" Share Class	1.20%

Goldman Sachs Global High Yield Portfolio

Base Currency Share Class	1.35%
Base Accumulation Share Class	1.35%

Other Currency Share Class (EUR Hedged Class)	1.40%
Other Currency Accumulation Share Class (EUR Hedged Class)	1.35%
"A" Share Class	1.60%
"B" Share Class	2.60%
"I" Share Class	0.76%
"E" Accumulation Share Class	1.60%
"IO" Share Class	0.12%
"I" Accumulation Share Class	0.72%
"I" Accumulation Share Class (EUR Hedged Class)	0.74%
"IO" Accumulation Share Class	0.12%
"I" Accumulation Share Class (GBP Hedged Class)	0.72%
"IO" Accumulation Share Class (GBP Hedged Class)	0.13%
"IO" Accumulation Share Class (EUR Hedged Class)	0.12%
"IO" Share Class (GBP Hedged Class)	0.12%

Goldman Sachs Global Fixed Income Portfolio (Hedged)

Base Currency Share Class	1.25%
Base Accumulation Share Class	1.25%
"I" Share Class	0.71%
"I" Accumulation Share Class	0.71%
"E" Accumulation Share Class	1.50%
"IO" Share Class (GBP Hedged Class)	0.21%
"I" Accumulation Share Class (NZD Hedged Class)	0.71%
"P" Share Class	0.65%
"P" Accumulation Share Class	0.65%

Goldman Sachs Global Fixed Income Portfolio

Base Currency Share Class	1.25%
Base Accumulation Share Class	1.25%
"A" Share Class	1.50%
"B" Share Class	2.50%
"I" Share Class	0.71%
"E" Accumulation Share Class	1.50%
"I" Accumulation Share Class	0.71%
"IO" Accumulation Share Class	0.21%
"P" Share Class	0.65%
"P" Accumulation Share Class	0.65%

Goldman Sachs Specialised Fixed Income Portfolio

"P" Share Class	0.60%
"P" Accumulation Share Class	0.60%

Goldman Sachs Sterling Broad Fixed Income Portfolio

Base Currency Share Class	1.25%
Base Accumulation Share Class	1.25%
"I" Share Class	0.65%
"IO" Accumulation Share Class	0.21%
"P" Share Class	0.65%

Goldman Sachs US Fixed Income Portfolio

Base Currency Share Class	1.25%
Base Accumulation Share Class	1.25%
"A" Share Class	1.50%
"B" Share Class	2.50%
"I" Share Class	0.71%
"I" Accumulation Share Class	0.71%
"E" Accumulation Share Class	1.50%
"P" Share Class	0.70%
"P" Accumulation Share Class	0.70%

Goldman Sachs US Mortgage Backed Securities Portfolio

Base Currency Share Class	1.05%
Base Accumulation Share Class	1.05%
"A" Share Class	1.30%
"I" Share Class	0.42%
"IO" Share Class	0.13%
"I" Accumulation Share Class (GBP Hedged Class)	0.42%
"I" Accumulation Share Class (EUR Hedged Class)	0.45%
"P" Share Class	0.70%
"P" Accumulation Share Class	0.70%

The above figures were calculated as at 31 May 2009 for Portfolios launched as of this date. These figures are intended to provide an indication of the Total Expenses Ratio and will vary.

Appendix III – Risk Considerations

The information below provides a summary of some of the risk factors which need to be considered before investing in a Portfolio, which investors are encouraged to discuss with their professional advisers. Investors should refer to the “Risk Considerations” section of the Prospectus for full disclosure and to determine applicability to a specific Portfolio.

Whilst some risks will be more relevant to certain Portfolios, investors should ensure they understand all the risks contained in this Simplified Prospectus and the Prospectus, insofar as they may relate to any Portfolio.

In addition, investors should be aware of currency risk and the risks associated with the management techniques that are expected to be employed by the Portfolios. Each Portfolio may engage in Special Investment Techniques (see Appendix B of the Prospectus for examples of such techniques) for specific investment management purposes. These special investment techniques may involve additional specific risks of which the investor should be aware. Such risks are summarised below, and set out in full in the “Risk Considerations” section of the Prospectus and in Appendix B – “Special Investment Techniques” of the Prospectus.

General Risks

Issuers are generally subject to different accounting, auditing and financial reporting standards in different countries. The volume of trading, the volatility of prices and the liquidity of issuers may vary as may government supervision and regulation of securities exchanges, securities dealers and companies. The laws of some countries may limit a Portfolio’s ability to invest in securities of certain issuers located in those countries or to repatriate amounts so invested.

Different markets also have different clearance and settlement procedures. Delays in settlement could result in temporary periods when a portion of the assets of a Portfolio is not invested and no return is earned thereon or the Portfolio could miss attractive investment opportunities. Inability to dispose of Portfolio securities due to settlement problems could result either in losses to the Portfolio due to subsequent declines in value of the portfolio security or, if the Portfolio has entered into a contract to sell the security, could result in possible liability to the purchaser. Certain markets may require payment for securities to be made before delivery, subjecting the Portfolio concerned with the accompanying credit risk.

Investments (particularly those made in emerging markets) may be adversely affected by the possibility of expropriation or confiscatory taxation, imposition of withholding taxes on dividend or interest payments, limitations on the removal of funds or other assets of a Portfolio, political or social instability or diplomatic developments. An issuer of securities may be domiciled in a country other than the country in whose currency the instrument is denominated. The values and relative yields of investments in the securities markets of different countries, and their associated risks, are expected to change independently of each other.

Currency and Concentration Risks

Investment in multinational issuers will usually involve currencies of various countries. Therefore the value of the assets of a Portfolio as measured in the Portfolio’s Base Currency will be affected by changes in currency exchange rates, which may affect a Portfolio’s performance independent of the performance of its securities investments. A Portfolio may concentrate its investments in any mix of currencies in accordance with the Portfolio’s investment objective and investment policies. Concentration in a particular currency will increase a Portfolio’s exposure to adverse developments affecting the value of such currency, including adverse economic and political developments within those countries. Currency exchange rates may fluctuate significantly over short periods of time causing, along with other factors, a Portfolio’s net asset value to fluctuate as well. Currency exchange rates can be affected unpredictably by a number of factors, including intervention or failure to intervene by governments or central banks or by currency controls or political developments throughout the world. A Portfolio may or may not seek to hedge all or any portion of its foreign currency exposure. However, even if a Portfolio attempts such hedging techniques, it is not possible to hedge fully or perfectly against currency fluctuations affecting the value of securities denominated in non-Base Currencies because the value of those securities is likely to fluctuate as a result of independent factors not related to currency fluctuations.

Concentration of the investments of Portfolios in any particular countries will mean that those Portfolios may be more greatly impacted by adverse social, political or economic events which may occur in such countries. Certain Portfolios may concentrate their investments in companies of certain sectors and will therefore also be subject to the risks associated with such concentration.

Corporate Action

From time to time, the issuer of a security held in a Portfolio may initiate a corporate action relating to that security. Certain corporate actions are voluntary, meaning that the Fund may only participate in the corporate action if it elects to do so in a timely fashion. Participation in certain corporate actions may enhance the value of a Portfolio.

In cases where the Fund or the Investment Adviser receives sufficient advance notice from the Custodian of a voluntary corporate action, the Investment Adviser will exercise its discretion, in good faith, to determine whether the Fund will participate in that corporate action (due to information not being made available in a commercially reasonable manner for access).

Currency Transactions

The Portfolios may, whether or not in respect of Hedged Share Classes, engage in a variety of currency transactions as described in Appendix B – “Special Investment Techniques”. In this regard, spot and forward contracts and over-the-counter options are subject to the risk that counterparties will default on their obligations as these contracts are not guaranteed by an exchange or clearing house. Therefore a default on the contract would deprive a Portfolio of unrealised profits, transaction costs and the hedging benefits of the contract or force the Portfolio to cover its purchase or sale commitments, if any, at the current market price. To the extent that a Portfolio is fully invested in securities while also maintaining currency positions, it may be exposed to a greater combined risk in comparison to investing in a fully invested Portfolio (without currency positions). The use of currency transactions is a highly specialised activity which involves investment techniques and risks different from those associated with ordinary portfolio securities transactions. If the Investment Adviser is incorrect in its forecasts of market values and currency exchange rates, the investment performance of a Portfolio would be less favourable than it would have been if this investment technique were not used.

In the event that a Portfolio engages in currency hedging transactions, costs in relation to such transactions will generally be borne by the respective currency hedged Share Classes. Currency hedging transactions in relation to one Share Class comprise a potential risk that liabilities arising from currency hedging transactions may affect the net asset value of the other Share Classes of the same Portfolio. Currency exchange dealers realize a profit based on the difference between the prices at which they are buying and selling various currencies. Thus, a dealer normally will offer to sell currency to a Portfolio at one rate, while offering a lesser rate of exchange should the Portfolio sell to the dealer.

Risks of Derivative Investments

An investment in derivatives may involve additional risks for investors. These additional risks may arise as a result of any or all of the following: (i) leverage factors associated with transactions in the Portfolio; and/or (ii) the creditworthiness of the counterparties to such derivative transactions; and/or (iii) the potential illiquidity of the markets for derivative instruments. To the extent that derivative instruments are utilised for speculative purposes, the overall risk of loss to the Portfolio may be increased. To the extent that derivative instruments are utilised for hedging purposes, the risk of loss to the Portfolio may be increased where the value of the derivative instrument and the value of the security or position which it is hedging are insufficiently correlated.

Investments in Emerging Markets

Political and economic structures in countries with emerging economies or stock markets may be undergoing significant evolution and rapid development, and such countries may lack the social, political and economic stability characteristics of more developed countries including a significant risk of currency value fluctuation. As a result, the risks from investing in those countries, including the risks of nationalisation and expropriation of assets, may be heightened. Moreover, the payment of redemption proceeds in Portfolios that invest in emerging markets may be delayed.

Uncertain Tax Positions

Prospective Shareholders should be aware that tax laws and regulations are constantly changing and that they may be changed with retrospective effect. Moreover, the interpretation and application of tax laws and regulations by certain tax authorities may not be clear, consistent nor transparent. As a result of uncertainty relating to the Fund's potential tax liabilities, including on any historical realized or unrealized gains, as well as liabilities that may arise as a result of investments made by the Portfolios which have not reflected tax liabilities in their valuation, the net asset value of the

Portfolios on any dealing day may not accurately reflect such liabilities (including those that are imposed with retrospective effect). In addition, the net asset value of the Portfolios on any dealing day may reflect an accrual for potential tax liabilities that may subsequently not be paid. Accounting standards may also change, creating an obligation for the Fund to accrue for a potential tax liability that was not previously required to be accrued or in situations where the Fund does not expect to be ultimately subject to such tax liability.

In the event that the Fund subsequently determines to accrue for tax liabilities and/or is required to pay amounts relating to tax liabilities that had not previously been accrued and/or any Portfolio investments result in tax liabilities that were not reflected in their valuation (including historic investments), the amount of any such determination or payment will generally be allocated among the Shareholders of the applicable Portfolio at the time of such determination or payment, rather than when the income or transaction to which such taxes relate was earned or occurred. Moreover, in the event that the Fund subsequently determines that an accrual for potential tax liabilities exceeds or will exceed the liability for such taxes, the benefit from any such determination will generally be allocated among the Shareholders of the applicable Portfolio at the time of such determination, rather than when the income or transaction in respect of which such taxes were accrued was earned or occurred, and Shareholders who previously redeemed Shares of the Portfolio will not receive additional compensation or otherwise share such benefit. Shareholders will not be notified of any of the foregoing determinations or payments.

Shareholders that invest in Shares of a Portfolio at a time during which any liabilities for taxes are not accrued will invest in Shares of the Portfolio at a higher net asset value than such Shareholders would have invested had such liabilities been accrued at the time of the applicable investment. In addition, the returns of the Portfolio may be considered to have been subject to an inadvertent leverage effect in that those additional assets would have been invested in accordance with the usual investment policy of the Portfolio. On the other hand, Shareholders that redeem Shares of a Portfolio at a time during which potential liabilities for taxes are accrued will redeem Shares of the Portfolio at a lower net asset value than if such liabilities had not been accrued at the time of the applicable redemption. In that situation the Portfolio may also be considered to have been subject to an inadvertent underinvestment effect if that accrual of taxes is not subsequently paid.

Small Capitalisation Companies

Investing in the securities of smaller, lesser-known companies involves greater risk and the possibility of greater portfolio price volatility than investing in larger, more mature, better-known firms.

Risks of Investing in Non-Investment Grade Fixed-Income Securities

Non-investment grade fixed-income securities are considered predominantly speculative by traditional investment standards and may have poor prospects for reaching investment grade standing. Non-investment grade and unrated securities of comparable credit quality (commonly known as "junk bonds" or "high yield securities") are subject to the increased risk of an issuer's inability to meet principal and interest obligations and may be subject to greater price volatility.

Regulation as a Bank Holding Company

Goldman Sachs has recently elected to be regulated as a BHC under the BHCA. In addition, Goldman Sachs is in the process of making an application to be treated as an FHC under the BHCA, which is a status available to BHCs that meet certain criteria. FHCs may engage in a broader range of activities than BHCs that are not FHCs. However, the activities of FHCs and their affiliates remain subject to certain restrictions imposed by the BHCA and related regulations. Because Goldman Sachs is deemed to "control" the Fund within the meaning of the BHCA, these restrictions are expected to apply to the Fund as well. Accordingly, the BHCA and other applicable banking laws, rules, regulations and guidelines, and their interpretation and administration by the appropriate regulatory agencies, may restrict the transactions and relationships between the Investment Adviser, the Directors, Goldman Sachs and their affiliates, on the one hand, and the Fund, on the other hand, and may restrict the investments and transactions by, and the operations of, the Fund. For example, the BHCA regulations applicable to Goldman Sachs and the Fund may, among other things, restrict the Fund's ability to make certain investments or the size of certain investments, impose a maximum holding period on some or all of the Fund's investments, and restrict the ability of Goldman Sachs to invest in the Portfolios. In addition, certain BHCA regulations may require aggregation of the positions owned, held or controlled by related entities. Thus, in certain circumstances positions held by Goldman Sachs and its affiliates (including the Investment Adviser) for client and proprietary accounts may need to be aggregated with positions held by the Portfolios. In this case, where BHCA regulations impose a cap on the amount of a position that may be held, Goldman Sachs may utilize available capacity to make investments for its proprietary accounts or for the accounts of other clients, which may require a fund to limit and/or liquidate certain investments. Investors should also refer to Section "Conflicts of Interest" below.

These restrictions may materially adversely affect the Portfolios by, among other things, affecting the Investment Adviser's ability to pursue certain strategies within a Portfolio's investment program or trade in certain securities. Moreover, Goldman Sachs' application to become a FHC may be denied, or Goldman Sachs may cease in the future to qualify as an FHC, which may subject the Portfolios to additional restrictions. Moreover, there can be no assurance that the bank regulatory requirements applicable to Goldman Sachs and the Fund will not change, or that any such change will not have a material adverse effect on the Portfolios.

Goldman Sachs may in the future, in its sole discretion and without notice to Shareholders, restructure the Investment Adviser in order to reduce or eliminate the impact or applicability of any bank regulatory restrictions on Goldman Sachs, the Portfolios or other funds and accounts managed by the Investment Adviser and its affiliates. Goldman Sachs may seek to accomplish this result by reducing the amount of Goldman Sachs' investment in the Fund (if any), or by such other means as it determines in its sole discretion.

Conflicts of Interest

Investors should refer to the complete "Conflicts of Interest" disclosure in the "Risk Considerations" section of the Prospectus. The information below is a summary of some of the conflicts of interest which may be relevant to consider before investing in a Portfolio.

The Investment Adviser, Sub-Advisers, Distributor, Local-Distributors, Sub-distributors, Custodian and Registrar and Transfer Agent, and their respective affiliates may each from time to time act as investment adviser, distributor, custodian or registrar and transfer agent (as appropriate), in relation to, or be otherwise involved in, other collective investment schemes which have similar investment objectives to those of any of the Portfolios. It is, therefore, possible that any of them may, in the course of business, have potential conflicts of interests with the Fund.

Goldman Sachs is a major participant in the global currency, commodities, equities and fixed-income markets. As such, Goldman Sachs is actively engaged in transactions in the same securities, currencies and instruments in which the Portfolios invest. Goldman Sachs also has proprietary interests in, and may manage or advise other accounts or investment funds that have investment objectives which are similar or dissimilar to those of the Portfolios and/or which engage in transactions in the same types of securities, currencies and instruments as the Portfolios. The proprietary activities or portfolio strategies of Goldman Sachs or the activities or strategies used for accounts managed by them or other customer accounts could conflict with the transactions and strategies employed by the Investment Adviser in managing the Portfolios and affect the prices and availability of the securities, currencies and instruments in which the Portfolios invest. Such transactions, particularly in respect of proprietary accounts or customer accounts other than those advised by the Investment Adviser will be executed independently of the Portfolios' transactions, and thus at prices or rates that may be more or less favourable than those obtained on behalf of the Portfolios. In addition, such activities may limit investment opportunities in certain emerging markets and regulated industries in which limitations are imposed upon the aggregate amount of investment by affiliated investors. Conflicts may also arise because investment decisions regarding the Portfolios may benefit Goldman Sachs or other client accounts managed by Goldman Sachs.

The Investment Adviser may enter into transactions and invest in instruments on behalf of the Portfolios in which Goldman Sachs acts as the broker or acts on a proprietary basis or for its customers as the counterparty, including circumstances where Goldman Sachs or its clients may trade alongside the Portfolios. The Investment Adviser may also enter into cross transactions where Goldman Sachs acts on behalf of the Fund and the other party to the transaction, in which case the Investment Adviser may have a potentially conflicting division of responsibilities to regarding the parties to the transaction. Goldman Sachs will, to the extent required by law, obtain necessary consents prior to entering into such transactions. Client consent to principal and cross transactions can be revoked at any time. Goldman Sachs may also create, write or issue derivative instruments with respect to which the underlying securities, currencies or instruments may be those in which the Fund invests or which may be based on the performance of any of the Portfolios. The Portfolios may purchase investments that are issued, or the subject of an underwriting or other distribution by Goldman Sachs or in relation to which Goldman Sachs acts as broker, lender, adviser or in other commercial capacities. The Fund anticipates that the commissions, mark-ups and mark-downs or other fees charged by Goldman Sachs will generally be competitive, although Goldman Sachs will have an interest in obtaining favourable commission rates, mark-ups and mark-downs.

Goldman Sachs may, from time to time, invest in the Portfolios but reserves the right to redeem its investment at any time, subject to the general terms of the Prospectus as to the redemption of Shares. Such redemptions of Shares may have an adverse effect on the Portfolios' investment management and diversification strategies and on the fees,

expenses and costs incurred by the Shareholders in the Portfolios. The Portfolios may also invest in the securities of or receive the services of companies affiliated with Goldman Sachs or in which Goldman Sachs has an equity or participation interest or in relation to which Goldman Sachs performs investment banking or other services. The purchase, holding and sale of such investments by a Portfolio may enhance the profitability of Goldman Sachs' own investments in and activities with respect to such companies. The Investment Adviser has fiduciary responsibilities with respect to the Portfolios and will make such investment decisions in a manner which is consistent with those responsibilities. Goldman Sachs may also pursue or enforce rights with respect to an issuer in which a Portfolio has invested, and those activities may have an adverse effect on the Portfolios.

Neither the Investment Adviser nor any of its affiliates are under any obligation to offer investment opportunities of which any of them becomes aware to the Fund or to account to the Fund in respect of (or share with the Fund or inform the Fund of) any such transaction or any benefit received by any of them from any such transaction, but will allocate any such opportunities on an equitable basis between the Fund and other clients.

To the extent permitted by applicable law and the terms of the Prospectus, any Portfolio may invest all or some of its short term cash investments in any money market fund advised or managed by Goldman Sachs and may invest in other investment funds advised or managed by Goldman Sachs. Subject to applicable law and the terms of the Prospectus, the Fund may be required to bear its proportionate share of any fees (including investment advisory and management fees) applicable to investment in such investment funds.