

GLOBAL X

by Mirae Asset

Global X S&P 500[®] Covered Call ETF
NYSE Arca: XYLD

Global X NASDAQ 100[®] Covered Call ETF
NASDAQ: QYLD

Global X Russell 2000 Covered Call ETF
NYSE Arca: RYLD

Global X Nasdaq 100[®] Covered Call & Growth ETF
NASDAQ: QYLG

Global X S&P 500[®] Covered Call & Growth ETF
NYSE Arca: XYLG

Global X NASDAQ 100[®] Risk Managed Income ETF
NASDAQ: QRMI

Global X S&P 500[®] Risk Managed Income ETF
NYSE Arca: XRMI

Global X Dow 30[®] Covered Call ETF
NYSE Arca: DJIA

Global X Russell 2000 Covered Call & Growth ETF
NYSE Arca: RYLG

Global X Financials Covered Call & Growth ETF
NYSE Arca: FYLG

Global X Health Care Covered Call & Growth ETF
NYSE Arca: HYLG

Global X Information Technology Covered Call & Growth ETF
NYSE Arca: TYLG

Global X Nasdaq 100 ESG Covered Call ETF
NASDAQ: QYLE

Global X S&P 500 ESG Covered Call ETF
NYSE Arca: XYLE

Global X Dow 30[®] Covered Call & Growth ETF
NYSE Arca: DYLG

Global X MSCI Emerging Markets Covered Call ETF
NYSE Arca: EMCC

Prospectus

March 1, 2024

The Securities and Exchange Commission ("SEC") has not approved or disapproved these securities or passed upon the adequacy of this Prospectus. Any representation to the contrary is a criminal offense.

Shares in a Fund (defined below) are not guaranteed or insured by the Federal Deposit Insurance Corporation or any other agency of the U.S. Government, nor are shares deposits or obligations of any bank. Such shares in a Fund involve investment risks, including the loss of principal.

TABLE OF CONTENTS

FUND SUMMARIES	1
ADDITIONAL INFORMATION ABOUT THE FUNDS	132
A FURTHER DISCUSSION OF PRINCIPAL RISKS	132
A FURTHER DISCUSSION OF OTHER RISKS	155
PORTFOLIO HOLDINGS INFORMATION	156
FUND MANAGEMENT	156
DISTRIBUTOR	158
BUYING AND SELLING FUND SHARES	158
FREQUENT TRADING	159
DISTRIBUTION AND SERVICE PLAN	159
DIVIDENDS AND DISTRIBUTIONS	160
INVESTMENTS BY INVESTMENT COMPANIES	160
TAXES	160
DETERMINATION OF NET ASSET VALUE	163
PREMIUM/DISCOUNT AND SHARE INFORMATION	164
TOTAL RETURN INFORMATION	164
INFORMATION REGARDING THE INDICES AND THE INDEX PROVIDERS	167
OTHER SERVICE PROVIDERS	176
ADDITIONAL INFORMATION	176
FINANCIAL HIGHLIGHTS	176
OTHER INFORMATION	183

FUND SUMMARIES

Global X S&P 500[®] Covered Call ETF

Ticker: XYLD Exchange: NYSE Arca

INVESTMENT OBJECTIVE

The Global X S&P 500[®] Covered Call ETF ("Fund") seeks investment results that, before fees and expenses, generally correspond to the performance of the CBOE S&P 500 BuyWrite Index (the "Underlying Index").

FEES AND EXPENSES

This table describes the fees and expenses that you may pay if you buy, hold, and sell shares ("Shares") of the Fund. You may pay other fees, such as brokerage commissions and other fees to financial intermediaries, which are not reflected in the table and examples below.

Annual Fund Operating Expenses (expenses that you pay each year as a percentage of the value of your investment):

Management Fees:	0.60%
Distribution and Service (12b-1) Fees:	None
Other Expenses:	0.00%
Total Annual Fund Operating Expenses:	0.60%

Example: The following example is intended to help you compare the cost of investing in the Fund with the cost of investing in other funds. This example does not take into account customary brokerage commissions that you pay when purchasing or selling Shares of the Fund in the secondary market. The example assumes that you invest \$10,000 in the Fund for the time periods indicated and then sell all of your Shares at the end of those periods. The example also assumes that your investment has a 5% return each year and that the Fund's operating expenses remain the same. Although your actual costs may be higher or lower, based on these assumptions, your costs would be:

One Year	Three Years	Five Years	Ten Years
\$61	\$192	\$335	\$750

Portfolio Turnover: The Fund pays transaction costs, such as commissions, when it buys and sells securities (or "turns over" its portfolio). A higher portfolio turnover rate may indicate higher transaction costs and may result in higher taxes when Shares are held in a taxable account. These costs, which are not reflected in annual fund operating expenses or in the example, affect the Fund's performance. During the most recent fiscal year, the Fund's portfolio turnover rate was 7.90% of the average value of its portfolio.

PRINCIPAL INVESTMENT STRATEGIES

The Fund invests at least 80% of its total assets in the securities of the CBOE S&P 500 BuyWrite Index (the "Underlying Index"). The Fund's 80% investment policy is non-fundamental and requires 60 days prior written notice to shareholders before it can be changed.

The Underlying Index is comprised of two parts: (1) all the equity securities in the S&P 500[®] Index (the "Reference Index") in substantially similar weight as the Reference Index; and (2) short (written) call options on up to 100% of the S&P 500[®] Index.

The Reference Index is a float-adjusted market capitalization weighted index containing equity securities of 500 industrial, information technology, utility and financial companies amongst other GICS[®] sectors, regarded as generally representative of the U.S. stock market. A float-adjusted market capitalization weighted index weights each index component according to its market capitalization, using the number of shares that are readily available for purchase on the open market.

The Underlying Index measures the performance of a hypothetical portfolio that employs a covered call strategy. A covered call strategy is generally considered to be an investment strategy in which an investor buys a security, and sells (or "writes") a call option on that security in an attempt to generate more income. Each time the Fund writes a covered call option, the Fund receives a payment of money from the investor who buys the option from the Fund, which is called the premium. If the value of

the Fund's call option that it has written declines because of a decline in the value of the S&P 500 Index, the premium that the Fund received for writing the covered call option offsets this loss to some extent.

The premium paid by the buyer of the option provides income in addition to the security's dividends or other distributions. The Underlying Index consists of long positions in companies in the Reference Index and a single at-the-money call option written on the S&P 500 Index. An "at-the-money" call option is a call option with a strike price that is near to the market price of the underlying asset (in this case, the market price of a share of the S&P 500 Index). These options are written (sold) systematically on the monthly option writing date of the Underlying Index.

Generally, in return for the option premium, the Fund gives the purchaser of the call option either (1) the right to buy the security from the Fund at a specified exercise (or "strike") price, or (2) the right to receive a cash payment equal to any positive difference between the value of the security and the exercise price on or before the expiration date of the option. The Fund writes options that are the second variety such that the options give the option purchasers the rights to receive cash payments equal to any positive differences between the values of the securities and the exercise prices on the expiration dates of the options. The Fund writes a single "at-the-money" call option, which is when the strike price is near to the market price of the underlying asset, as determined on the monthly option writing date of the Underlying Index in accordance with the Underlying Index methodology. The Fund's covered call options may partially protect the Fund from a decline in the price of the Reference Index through means of the premiums received by the Fund. However, when the equity market is rallying rapidly, the Underlying Index is expected to underperform the Reference Index.

There can be no assurance, however, that the Underlying Index will perform as expected. The options in the Underlying Index will be traded on national options exchanges. Long positions in the equity securities of the Underlying Index are, in accordance with the Underlying Index's methodology, indexed to the Reference Index, which includes rebalancing quarterly for share updates and on an as-needed basis to account for corporate actions and market developments. Options positions in the Underlying Index are written on up to 100% of the S&P 500 Index and are rebalanced monthly, as well as on an as-needed basis to account for corporate actions and market developments. As of December 31, 2023, the S&P 500 Index included common stocks of companies with a market capitalization range of between approximately \$6.6 billion and \$3.0 trillion.

The Underlying Index is sponsored by S&P Dow Jones Indices LLC (the "Index Provider"), which is an organization that is independent of, and unaffiliated with, the Fund and Global X Management Company LLC, the investment adviser for the Fund ("Adviser"). The Index Provider maintains and publishes or designates a third-party index calculation agent to publish information regarding the market value of the Underlying Index.

The Adviser uses a "passive" or indexing approach to try to achieve the Fund's investment objective. Unlike many investment companies, the Fund does not try to "outperform" the Underlying Index and does not seek temporary defensive positions when markets decline or appear overvalued.

The Fund generally will use a replication strategy. A replication strategy is an indexing strategy that involves investing in the securities of the Underlying Index in approximately the same proportions as in the Underlying Index. However, the Fund may utilize a representative sampling strategy with respect to the Underlying Index when a replication strategy might be detrimental to shareholders, such as when there are practical difficulties or substantial costs involved in compiling a portfolio of equity securities to follow the Underlying Index, in instances in which a security in the Underlying Index becomes temporarily illiquid, unavailable or less liquid, or as a result of legal restrictions or limitations (such as tax diversification requirements) that apply to the Fund but not the Underlying Index.

The Adviser expects that, over time, the correlation between the Fund's performance and that of the Underlying Index, before fees and expenses, will exceed 95%. A correlation percentage of 100% would indicate perfect correlation. If the Fund uses a replication strategy, it can be expected to have greater correlation to the Underlying Index than if it uses a representative sampling strategy.

The Fund concentrates its investments (i.e., hold 25% or more of its total assets) in a particular industry or group of industries to approximately the same extent that the Underlying Index is concentrated. As of December 31, 2023, the Underlying Index had significant exposure to the information technology sector.

SUMMARY OF PRINCIPAL RISKS

As with any investment, you could lose all or part of your investment in the Fund, and the Fund's performance could trail that of other investments. There is no guarantee that the Fund will achieve its investment objective. An investment in the Fund is not a bank deposit and it is not insured or guaranteed by the Federal Deposit Insurance Corporation or any other government agency, the Adviser or any of its affiliates. The Fund is subject to the principal risks noted below, any of which may adversely affect the Fund's net asset value ("NAV"), trading price, yield, total return and ability to meet its investment objective, as well as other risks that are described in greater detail in the **Additional Information About the Funds** section of this Prospectus and in the Statement of Additional Information ("SAI"). The order of the below risk factors does not indicate the significance of any particular risk factor.

Asset Class Risk: Securities and other assets in the Underlying Index or otherwise held in the Fund's portfolio may underperform in comparison to the general securities markets, a particular securities market or other asset classes.

Derivatives Risk: The Fund will invest in options, a type of derivative instrument. Derivatives can be more sensitive to changes in interest rates or to sudden fluctuations in market prices than conventional securities, which can result in greater losses for the Fund. In addition, the prices of the derivative instruments and the prices of underlying securities, interest rates or currencies they are designed to reflect may not move together as expected. A risk of the Fund's use of derivatives is that the fluctuations in their values may not correlate perfectly with the relevant reference index. Derivatives are usually traded on margin, which may subject the Fund to margin calls. Margin calls may force the Fund to liquidate assets.

Equity Securities Risk: Equity securities are subject to changes in value, and their values may be more volatile than other asset classes, as a result of such factors as a company's business performance, investor perceptions, stock market trends and general economic conditions.

Capitalization Risk: Investing in issuers within the same market capitalization category carries the risk that the category may be out of favor due to current market conditions or investor sentiment.

Large-Capitalization Companies Risk: Large-capitalization companies may trail the returns of the overall stock market. Large-capitalization stocks tend to go through cycles of doing better - or worse - than the stock market in general. These periods have, in the past, lasted for as long as several years.

Covered Call Option Writing Risk: By writing covered call options in return for the receipt of premiums, the Fund will give up the opportunity to benefit from potential increases in the value of the Reference Index above the exercise prices of such options, but will continue to bear the risk of declines in the value of the Reference Index. The premiums received from the options may not be sufficient to offset any losses sustained from the volatility of the underlying stocks over time. As a result, the risks associated with writing covered call options may be similar to the risks associated with writing put options. In addition, the Fund's ability to sell the securities underlying the options will be limited while the options are in effect unless the Fund cancels out the option positions through the purchase of offsetting identical options prior to the expiration of the written options. Exchanges may suspend the trading of options in volatile markets. If trading is suspended, the Fund may be unable to write options at times that may be desirable or advantageous to do so, which may increase the risk of tracking error.

Focus Risk: To the extent that the Underlying Index focuses in investments related to a particular industry or group of industries, the Fund will also focus its investments to approximately the same extent. Similarly, if the Underlying Index has significant exposure to one or more sectors, the Fund's investments will likely have significant exposure to such sectors. In such event, the Fund's performance will be particularly susceptible to adverse events impacting such industry or sector, which may include, but are not limited to, the following: general economic conditions or cyclical market patterns that could negatively affect supply and demand; competition for resources; adverse labor relations; political or world events; obsolescence of technologies; and increased competition or new product introductions that may affect the profitability or viability of companies in a particular industry or sector. As a result, the value of the Fund's investments may rise and fall more than the value of shares of a fund that invests in securities of companies in a broader range of industries or sectors.

Risks Related to Investing in the Information Technology Sector: Companies in the information technology sector are subject to rapid changes in technology product cycles; rapid product obsolescence; government regulation; and increased competition, both domestically and internationally, including competition from foreign competitors with lower production costs. Information technology companies and companies that rely heavily on technology tend to be more volatile than the overall market and also are heavily dependent on patent and intellectual property rights. In addition, information technology companies may have limited product lines, markets, financial resources or personnel.

Geographic Risk: A natural, biological or other disaster could occur in a geographic region in which the Fund invests, which could affect the economy or particular business operations of companies in the specific geographic region, causing an adverse impact on the Fund's investments in the affected region or in a region economically tied to the affected region. The securities in which the Fund invests and, consequently, the Fund are also subject to specific risks as a result of their business operations, including, but not limited to:

Risk of Investing in Developed Markets: The Fund's investment in a developed country issuer may subject the Fund to regulatory, political, currency, security, economic and other risks associated with developed countries. Developed countries tend to represent a significant portion of the global economy and have generally experienced slower economic growth than some less developed countries. Certain developed countries have experienced security concerns, such as terrorism and strained international relations. Incidents involving a country's or region's security may cause uncertainty in its markets and may adversely affect its economy and the Fund's investments. In addition, developed countries may be impacted by changes to the economic conditions of certain key trading partners, regulatory burdens, debt burdens and the price or availability of certain commodities.

Risk of Investing in the United States: A decrease in imports or exports, changes in trade regulations and/or an economic recession in the U.S. may have a material adverse effect on the U.S. economy.

Issuer Risk: Fund performance depends on the performance of individual companies in which the Fund invests. Changes to the financial condition of any of those companies may cause the value of such company's securities to decline.

Market Risk: Turbulence in the financial markets and reduced liquidity may negatively affect issuers, which could have an adverse effect on the Fund. If the securities held by the Fund experience poor liquidity, the Fund may be unable to transact at advantageous times or prices, which may decrease the Fund's returns. In addition, there is a risk that policy changes by central governments and governmental agencies, including the U.S. Federal Reserve or the European Central Bank, which could include increasing interest rates, could cause increased volatility in financial markets and lead to higher levels of Fund redemptions from Authorized Participants, which could have a negative impact on the Fund. Furthermore, local, regional or global events such as war, acts of terrorism, the spread of infectious illness or other public health issues, recessions, raising of interest rates, or other events could have a significant impact on the Fund and its investments and trading of its Shares. This increases the risk that monetary policy may provide less support should economic growth slow. Additionally, China's shift away from a zero-COVID policy creates both opportunities and risks, causing uncertainty for global economic growth. Market risk factors may result in increased volatility and/or decreased liquidity in the securities markets. The Fund's NAV could decline over short periods due to short-term market movements and over longer periods during market downturns.

Operational Risk: The Fund is exposed to operational risk arising from a number of factors, including but not limited to human error, processing and communication errors, errors of the Fund's service providers, counterparties or other third-parties, failed or inadequate processes and technology or systems failures. Additionally, cyber security failures or breaches of the electronic systems of the Fund, the Adviser, and the Fund's other service providers, market makers, Authorized Participants or the issuers of securities in which the Fund invests have the ability to cause disruptions and negatively impact the Fund's business operations, potentially resulting in financial losses to the Fund and its shareholders. The Fund and the Adviser seek to reduce these operational risks through controls and procedures. However, these measures do not address every possible risk and may be inadequate for those risks that they are intended to address.

Passive Investment Risk: The Fund is not actively managed, and the Adviser does not attempt to take defensive positions in declining markets. Unlike many investment companies, the Fund does not seek to outperform its Underlying Index. Therefore, it would not necessarily buy or sell a security unless that security is added or removed, respectively, from the Underlying Index, even if that security generally is underperforming. Additionally, if a constituent of the Underlying Index were removed, even outside of a regular rebalance of the Underlying Index, the Adviser anticipates that the Fund would sell such security. Maintaining investments in securities regardless of market conditions or the performance of individual securities could cause the Fund's return to be lower than if the Fund employed an active strategy.

Index-Related Risk: There is no guarantee that the Fund will achieve a high degree of correlation to the Underlying Index and therefore achieve its investment objective. Market disruptions and regulatory restrictions could have an adverse effect on the Fund's ability to adjust its exposure to the required levels in order to track the Underlying Index. Errors in index data, index computations and/or the construction of the Underlying Index in accordance with its methodology may occur from time to time and may not be identified and corrected by the Index Provider for a period of time or at all, which may have an adverse impact on the Fund and its shareholders.

Management Risk: The Fund may not fully replicate its Underlying Index and may hold securities not included in its Underlying Index. The Adviser's investment strategy, the implementation of which is subject to a number of constraints, may cause the Fund to underperform the market or its relevant benchmark or adversely affect the ability of the Fund to achieve its investment objective.

Tracking Error Risk: Tracking error may occur because of differences between the instruments held in the Fund's portfolio and those included in the Underlying Index, pricing differences, transaction costs incurred by the Fund, the Fund's holding of uninvested cash, size of the Fund, differences in timing of the accrual of or the valuation of dividends or interest, tax gains or losses, changes to the Underlying Index or the costs to the Fund of complying with various new or existing regulatory requirements. This risk may be heightened during times of increased market volatility or other unusual market conditions. Tracking error also may result because the Fund incurs fees and expenses, while the Underlying Index does not.

Options Premium Tax Risk: The Fund's investment strategy may limit its ability to distribute dividends eligible for treatment as qualified dividend income, which for non-corporate shareholders are subject to federal income tax at rates of up to 20%. The Fund's investment strategy may also limit its ability to distribute dividends eligible for the dividends-received deduction for corporate shareholders. For these reasons, a significant portion of distributions received by Fund shareholders may be subject to tax at effective tax rates that are higher than the rates that would apply if the Fund were to engage in a different investment strategy. You should consult your tax advisor as to the tax consequences of acquiring, owning and disposing of Shares in the Fund.

Risks Associated with Exchange-Traded Funds: As an ETF, the Fund is subject to the following risks:

Authorized Participants Concentration Risk: The Fund has a limited number of financial institutions that may act as Authorized Participants and engage in creation or redemption transactions directly with the Fund, and none of those Authorized Participants is obligated to engage in creation and/or redemption transactions. To the extent that those Authorized Participants exit the business or are unable to process creation and/or redemption orders, such as in times of market stress, Shares may be more likely to trade at a premium or discount to NAV and/or at wider intraday bid-ask spreads, and possibly face trading halts and/or delisting from an exchange.

Large Shareholder Risk: Redemptions by large shareholders could have a significant negative impact on the Fund. If a large shareholder were to redeem all, or a large portion, of its Shares, there is no guarantee that the Fund will be able to maintain sufficient assets to continue operations in which case the Board of Trustees may determine to liquidate the Fund. In addition, transactions by large shareholders may account for a large percentage of the trading volume on a national securities exchange and may, therefore, have a material upward or downward effect on the market price of the Shares.

Listing Standards Risk: The Fund is required to comply with listing requirements adopted by the listing exchange. Non-compliance with such requirements may result in the Fund's shares being delisted by the listing exchange. Any resulting liquidation of the Fund could cause the Fund to incur elevated transaction costs and could result in negative tax consequences for its shareholders.

Market Trading Risks and Premium/Discount Risks: Shares of the Fund are publicly traded on a national securities exchange, which may subject shareholders to numerous market trading risks. In stressed market conditions, the market for the Shares may become less liquid in response to the deteriorating liquidity of the Fund's portfolio. This adverse effect on the liquidity of the Shares, as well as disruptions to creations and redemptions, the existence of extreme market volatility or potential lack of assets in the Fund or an active trading market for Shares may result in Shares trading at a significant premium or discount to NAV. If a shareholder purchases Shares at a time when the market price is at a premium to the NAV or sells Shares at a time when the market price is at a discount to the NAV, the shareholder may sustain losses. The NAV of the Fund is calculated at the end of each business day and fluctuates with changes in the market value of the Fund's holdings. The trading price of the Fund's Shares fluctuates, in some cases materially, throughout trading hours in response to changes in the Fund's NAV.

Trading Halt Risk: An exchange or market may close or issue trading halts on specific securities, or the ability to buy or sell certain securities or financial instruments may be restricted, which may result in the Fund being unable to buy or sell certain securities or financial instruments. In such circumstances, the Fund may be unable to rebalance its portfolio, may be unable to accurately price its investments and/or may incur substantial trading losses.

Turnover Risk: The Fund may engage in frequent and active trading, which may significantly increase the Fund’s portfolio turnover rate. At times, the Fund may have a portfolio turnover rate substantially greater than 100%. For example, a portfolio turnover rate of 300% is equivalent to the Fund buying and selling all of its securities three times during the course of a year. A high portfolio turnover rate would result in high brokerage costs for the Fund, may result in higher taxes when Shares are held in a taxable account and lower Fund performance.

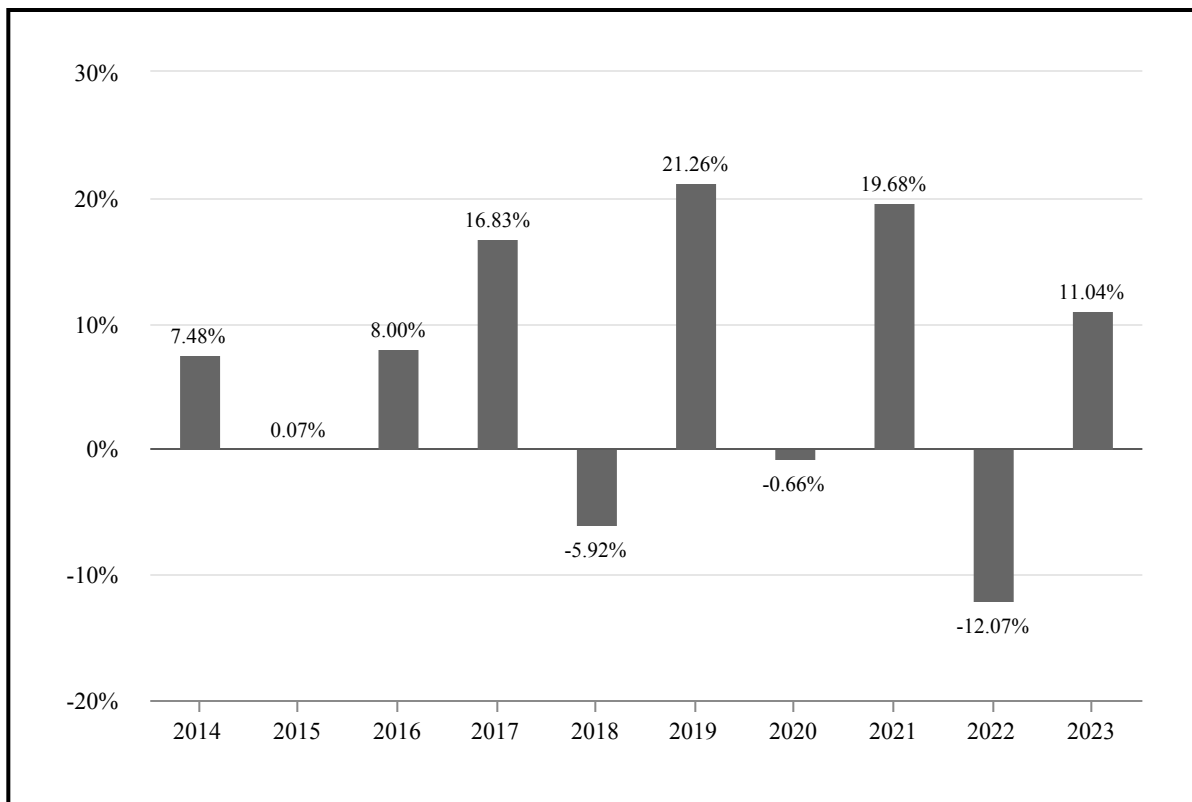
Valuation Risk: The sales price the Fund could receive for a security may differ from the Fund’s valuation of the security and may differ from the value used by the Underlying Index, particularly for securities that trade in low value or volatile markets or that are valued using a fair value methodology (such as during trading halts). The value of the securities in the Fund's portfolio may change on days when shareholders will not be able to purchase or sell the Fund's Shares.

PERFORMANCE INFORMATION

The bar chart and table that follow show how the Fund performed on a calendar year basis and provide an indication of the risks of investing in the Fund by showing changes in the Fund's performance from year to year and by showing how the Fund's average annual returns for the indicated periods compare with the Fund's benchmark index and a broad measure of market performance. On August 21, 2020, the Fund's underlying index changed from the CBOE S&P 500 2% OTM BuyWrite Index to the CBOE S&P 500 BuyWrite Index. The Fund's past performance (before and after taxes) is not necessarily indicative of how the Fund will perform in the future. Updated performance information is available online at www.globalxetfs.com.

The Fund operated as the Horizons S&P 500® Covered Call ETF (the "Predecessor Fund"), a series of Horizons ETF Trust I, prior to the Fund's acquisition of the assets and assumption of the liabilities of the Predecessor Fund on December 24, 2018 (the "Reorganization"). As a result of the Reorganization, the Fund assumed the performance and accounting history of the Predecessor Fund. Accordingly, performance figures for the Fund for periods prior to the date of the Reorganization represent the performance of the Predecessor Fund.

Annual Total Returns (Years Ended December 31)



Best Quarter: 3/31/2019 9.07%
Worst Quarter: 3/31/2020 -21.52%

Average Annual Total Returns (for the Periods Ended December 31, 2023)

	One Year Ended December 31, 2023	Five Years Ended December 31, 2023	Ten Years Ended December 31, 2023
Global X S&P 500[®] Covered Call ETF:¹			
·Return before taxes	11.04%	7.08%	6.04%
·Return after taxes on distributions ²	10.40%	5.25%	4.56%
·Return after taxes on distributions and sale of Fund Shares ²	6.53%	4.70%	4.14%
Hybrid CBOE S&P 500 BuyWrite Index³ (Index returns do not reflect deduction for fees, expenses, or taxes)	11.82%	7.90%	6.45%
S&P 500[®] Index (Index returns do not reflect deduction for fees, expenses, or taxes)	26.29%	15.69%	12.03%

¹ Performance shown for periods prior to December 24, 2018, reflects that of the Predecessor Fund.

² After-tax returns are calculated using the historical highest individual U.S. federal marginal income tax rates and do not reflect the impact of state and local taxes. Your actual after-tax returns will depend on your specific tax situation and may differ from those shown above. After-tax returns are not relevant to investors who hold Shares of the Fund through tax-advantaged arrangements, such as 401(k) plans or individual retirement accounts (IRAs).

³ Hybrid index performance reflects the performance of the S&P 500[®] Stock Covered Call Index through September 14, 2017, the CBOE S&P500[®] 2% OTM BuyWrite Index through August 20, 2020 and the CBOE S&P 500 BuyWrite Index thereafter.

FUND MANAGEMENT

Investment Adviser: Global X Management Company LLC.

Portfolio Managers: The professionals primarily responsible for the day-to-day management of the Fund are Nam To, CFA; Wayne Xie; Vanessa Yang; and Sandy Lu, CFA (“Portfolio Managers”). Mr. To has been Portfolio Manager of the Fund since the Fund’s inception in December 2018 and had managed the Predecessor Fund since October 2018. Mr. Xie has been Portfolio Manager of the Fund since March 1, 2019. Ms. Yang has been Portfolio Manager of the Fund since December 2020. Mr. Lu has been a Portfolio Manager of the Fund since March 2022.

PURCHASE AND SALE OF FUND SHARES

Shares of the Fund are or will be listed and traded at market prices on a national securities exchange. Shares may only be purchased and sold on the exchange through a broker-dealer. The price of Shares is based on market price, and because ETF shares trade at market prices rather than at NAV, Shares may trade at a price greater than NAV (a premium) or less than NAV (a discount). Only “Authorized Participants” (as defined in the SAI) who have entered into agreements with the Fund’s distributor, SEI Investments Distribution Co. (“Distributor”), may engage in creation or redemption transactions directly with the Fund. The Fund will only issue or redeem Shares that have been aggregated into blocks called Creation Units. The Fund will issue or redeem Creation Units in return for a basket of cash and/or securities that the Fund specifies any day that the national securities exchanges are open for business (“Business Day”). An investor may incur costs attributable to the difference between the highest price a buyer is willing to pay to purchase shares of the Fund (bid) and the lowest price a seller is willing to accept for shares of the Fund (ask) when buying or selling shares in the secondary market (the “bid-ask spread”). To access information regarding the Fund’s net asset value, market price, premiums and discounts, and bid-ask spreads, please go to <https://www.globalxetfs.com>.

TAX INFORMATION

The Fund intends to make distributions that may be taxable to you as ordinary income or capital gains, unless you are investing through a tax-advantaged arrangement, such as a 401(k) plan or an individual retirement account (“IRA”), in which case distributions from such tax-advantaged arrangement may be taxable to you.

PAYMENTS TO BROKER-DEALERS AND OTHER FINANCIAL INTERMEDIARIES

The Adviser and its related companies may pay broker-dealers or other financial intermediaries (such as a bank) for the sale of Fund Shares and related services. These payments may create a conflict of interest by influencing your broker-dealer, sales persons or other intermediary or its employees or associated persons to recommend the Fund over another investment. Ask your financial adviser or visit your financial intermediary's website for more information.

Global X NASDAQ 100[®] Covered Call ETF

Ticker: QYLD Exchange: NASDAQ

INVESTMENT OBJECTIVE

The Global X NASDAQ 100[®] Covered Call ETF ("Fund") seeks to provide investment results that closely correspond, before fees and expenses, generally to the price and yield performance of the CBOE NASDAQ-100[®] BuyWrite V2 Index (the "Underlying Index").

FEES AND EXPENSES

This table describes the fees and expenses that you may pay if you buy, hold, and sell shares ("Shares") of the Fund. You may pay other fees, such as brokerage commissions and other fees to financial intermediaries, which are not reflected in the table and examples below.

Annual Fund Operating Expenses (expenses that you pay each year as a percentage of the value of your investment):

Management Fees:	0.60%
Distribution and Service (12b-1) Fees:	None
Other Expenses:	0.01%
Total Annual Fund Operating Expenses:	0.61%

Example: The following example is intended to help you compare the cost of investing in the Fund with the cost of investing in other funds. This example does not take into account customary brokerage commissions that you pay when purchasing or selling Shares of the Fund in the secondary market. The example assumes that you invest \$10,000 in the Fund for the time periods indicated and then sell all of your Shares at the end of those periods. The example also assumes that your investment has a 5% return each year and that the Fund's operating expenses remain the same. Although your actual costs may be higher or lower, based on these assumptions, your costs would be:

One Year	Three Years	Five Years	Ten Years
\$62	\$195	\$340	\$762

Portfolio Turnover: The Fund pays transaction costs, such as commissions, when it buys and sells securities (or "turns over" its portfolio). A higher portfolio turnover rate may indicate higher transaction costs and may result in higher taxes when Shares are held in a taxable account. These costs, which are not reflected in annual fund operating expenses or in the example, affect the Fund's performance. During the most recent fiscal year, the Fund's portfolio turnover rate was 38.93% of the average value of its portfolio.

PRINCIPAL INVESTMENT STRATEGIES

The Fund invests at least 80% of its total assets in the securities of the CBOE NASDAQ-100[®] BuyWrite V2 Index (the "Underlying Index"). The Fund's 80% investment policy is non-fundamental and requires 60 days prior written notice to shareholders before it can be changed.

By investing in the Underlying Index, the Fund follows a "buy-write" (also called a covered call) investment strategy in which the Fund buys a stock or a basket of stocks, and also writes (or sells) call options that correspond to the stock or basket of stocks.

The CBOE NASDAQ-100[®] BuyWrite Index ("BXN Index") is a benchmark index that measures the performance of a theoretical portfolio that holds a portfolio of the stocks included in the NASDAQ-100[®] Index ("Reference Index"), and "writes" (or sells) a succession of one-month at-the-money Reference Index covered call options. The Underlying Index replicates the methodology used to calculate the BXN Index, with one exception: the written Reference Index covered call options are held until one day prior to the expiration dates (i.e., generally the Thursday preceding the third Friday of the month) and are liquidated at a volume-weighted average price determined at the close.

Each calendar month, the Fund will write (sell) a succession of one-month call options on the Reference Index and will cover such options by holding the securities underlying the options written. Each option written will (i) have an exercise price

generally at or above the prevailing market price of the Reference Index; (ii) be traded on a national securities exchange; (iii) be held until one day prior to the expiration date (i.e., generally the Thursday preceding the third Friday of the month) and are liquidated at a volume-weighted average price determined at the close (unless the Fund "closes out" the option through the repurchase of the option at the market close on the last day of trading); (iv) expire on its date of maturity (in the next calendar month); (v) only be subject to exercise on its expiration date; and (vi) be settled in cash. In return for the payment of a premium to the Fund, a purchaser of the call options written by the Fund is entitled to receive a cash payment from the Fund equal to the difference between the value of the Reference Index and the exercise price of the option if the value of the option on the expiration date is above its exercise price. The Fund's covered call options may partially protect the Fund from a decline in the price of the Reference Index through means of the premiums received by the Fund. However, when the equity market is rallying rapidly, the Underlying Index is expected to underperform the Reference Index.

The Underlying Index is sponsored by Nasdaq, Inc. (the "Index Provider"), which is an organization that is independent of, and unaffiliated with, the Fund and Global X Management Company LLC, the investment adviser for the Fund ("Adviser"). The Index Provider determines the relative weightings of the securities in the Underlying Index and publishes or designates a third-party index calculation agent to publish information regarding the market value of the Underlying Index.

The Adviser uses a "passive" or indexing approach to try to achieve the Fund's investment objective. Unlike many investment companies, the Fund does not try to "outperform" the Underlying Index and does not seek temporary defensive positions when markets decline or appear overvalued.

The Fund generally will use a replication strategy. A replication strategy is an indexing strategy that involves investing in the securities of the Underlying Index in approximately the same proportions as in the Underlying Index. However, the Fund may utilize a representative sampling strategy with respect to the Underlying Index when a replication strategy might be detrimental to shareholders, such as when there are practical difficulties or substantial costs involved in compiling a portfolio of equity securities to follow the Underlying Index, in instances in which a security in the Underlying Index becomes temporarily illiquid, unavailable or less liquid, or as a result of legal restrictions or limitations (such as tax diversification requirements) that apply to the Fund but not the Underlying Index.

The Adviser expects that, over time, the correlation between the Fund's performance and that of the Underlying Index, before fees and expenses, will exceed 95%. A correlation percentage of 100% would indicate perfect correlation. If the Fund uses a replication strategy, it can be expected to have greater correlation to the Underlying Index than if it uses a representative sampling strategy.

The Fund concentrates its investments (i.e., hold 25% or more of its total assets) in a particular industry or group of industries to approximately the same extent that the Underlying Index is concentrated. As of December 31, 2023, the Underlying Index had significant exposure to the information technology sector.

SUMMARY OF PRINCIPAL RISKS

As with any investment, you could lose all or part of your investment in the Fund, and the Fund's performance could trail that of other investments. There is no guarantee that the Fund will achieve its investment objective. An investment in the Fund is not a bank deposit and it is not insured or guaranteed by the Federal Deposit Insurance Corporation or any other government agency, the Adviser or any of its affiliates. The Fund is subject to the principal risks noted below, any of which may adversely affect the Fund's net asset value ("NAV"), trading price, yield, total return and ability to meet its investment objective, as well as other risks that are described in greater detail in the **Additional Information About the Funds** section of this Prospectus and in the Statement of Additional Information ("SAI"). The order of the below risk factors does not indicate the significance of any particular risk factor.

Asset Class Risk: Securities and other assets in the Underlying Index or otherwise held in the Fund's portfolio may underperform in comparison to the general securities markets, a particular securities market or other asset classes.

Derivatives Risk: The Fund will invest in options, a type of derivative instrument. Derivatives can be more sensitive to changes in interest rates or to sudden fluctuations in market prices than conventional securities, which can result in greater losses for the Fund. In addition, the prices of the derivative instruments and the prices of underlying securities, interest rates or currencies they are designed to reflect may not move together as expected. A risk of the Fund's use of derivatives is that the fluctuations in their values may not correlate perfectly with the relevant reference index. Derivatives are usually traded on margin, which may subject the Fund to margin calls. Margin calls may force the Fund to liquidate assets.

Equity Securities Risk: Equity securities are subject to changes in value, and their values may be more volatile than other asset classes, as a result of such factors as a company's business performance, investor perceptions, stock market trends and general economic conditions.

Capitalization Risk: Investing in issuers within the same market capitalization category carries the risk that the category may be out of favor due to current market conditions or investor sentiment.

Large-Capitalization Companies Risk: Large-capitalization companies may trail the returns of the overall stock market. Large-capitalization stocks tend to go through cycles of doing better - or worse - than the stock market in general. These periods have, in the past, lasted for as long as several years.

Covered Call Option Writing Risk: By writing covered call options in return for the receipt of premiums, the Fund will give up the opportunity to benefit from potential increases in the value of the Reference Index above the exercise prices of such options, but will continue to bear the risk of declines in the value of the Reference Index. The premiums received from the options may not be sufficient to offset any losses sustained from the volatility of the underlying stocks over time. As a result, the risks associated with writing covered call options may be similar to the risks associated with writing put options. In addition, the Fund's ability to sell the securities underlying the options will be limited while the options are in effect unless the Fund cancels out the option positions through the purchase of offsetting identical options prior to the expiration of the written options. Exchanges may suspend the trading of options in volatile markets. If trading is suspended, the Fund may be unable to write options at times that may be desirable or advantageous to do so, which may increase the risk of tracking error.

Focus Risk: To the extent that the Underlying Index focuses in investments related to a particular industry or group of industries, the Fund will also focus its investments to approximately the same extent. Similarly, if the Underlying Index has significant exposure to one or more sectors, the Fund's investments will likely have significant exposure to such sectors. In such event, the Fund's performance will be particularly susceptible to adverse events impacting such industry or sector, which may include, but are not limited to, the following: general economic conditions or cyclical market patterns that could negatively affect supply and demand; competition for resources; adverse labor relations; political or world events; obsolescence of technologies; and increased competition or new product introductions that may affect the profitability or viability of companies in a particular industry or sector. As a result, the value of the Fund's investments may rise and fall more than the value of shares of a fund that invests in securities of companies in a broader range of industries or sectors.

Risks Related to Investing in the Information Technology Sector: Companies in the information technology sector are subject to rapid changes in technology product cycles; rapid product obsolescence; government regulation; and increased competition, both domestically and internationally, including competition from foreign competitors with lower production costs. Information technology companies and companies that rely heavily on technology tend to be more volatile than the overall market and also are heavily dependent on patent and intellectual property rights. In addition, information technology companies may have limited product lines, markets, financial resources or personnel.

Geographic Risk: A natural, biological or other disaster could occur in a geographic region in which the Fund invests, which could affect the economy or particular business operations of companies in the specific geographic region, causing an adverse impact on the Fund's investments in the affected region or in a region economically tied to the affected region. The securities in which the Fund invests and, consequently, the Fund are also subject to specific risks as a result of their business operations, including, but not limited to:

Risk of Investing in Developed Markets: The Fund's investment in a developed country issuer may subject the Fund to regulatory, political, currency, security, economic and other risks associated with developed countries. Developed countries tend to represent a significant portion of the global economy and have generally experienced slower economic growth than some less developed countries. Certain developed countries have experienced security concerns, such as terrorism and strained international relations. Incidents involving a country's or region's security may cause uncertainty in its markets and may adversely affect its economy and the Fund's investments. In addition, developed countries may be impacted by changes to the economic conditions of certain key trading partners, regulatory burdens, debt burdens and the price or availability of certain commodities.

Risk of Investing in the United States: A decrease in imports or exports, changes in trade regulations and/or an economic recession in the U.S. may have a material adverse effect on the U.S. economy.

Issuer Risk: Fund performance depends on the performance of individual companies in which the Fund invests. Changes to the financial condition of any of those companies may cause the value of such company's securities to decline.

Market Risk: Turbulence in the financial markets and reduced liquidity may negatively affect issuers, which could have an adverse effect on the Fund. If the securities held by the Fund experience poor liquidity, the Fund may be unable to transact at advantageous times or prices, which may decrease the Fund's returns. In addition, there is a risk that policy changes by central governments and governmental agencies, including the U.S. Federal Reserve or the European Central Bank, which could include increasing interest rates, could cause increased volatility in financial markets and lead to higher levels of Fund redemptions from Authorized Participants, which could have a negative impact on the Fund. Furthermore, local, regional or global events such as war, acts of terrorism, the spread of infectious illness or other public health issues, recessions, raising of interest rates, or other events could have a significant impact on the Fund and its investments and trading of its Shares. This increases the risk that monetary policy may provide less support should economic growth slow. Additionally, China's shift away from a zero-COVID policy creates both opportunities and risks, causing uncertainty for global economic growth. Market risk factors may result in increased volatility and/or decreased liquidity in the securities markets. The Fund's NAV could decline over short periods due to short-term market movements and over longer periods during market downturns.

Non-Diversification Risk: The Fund is classified as a "non-diversified" investment company under the Investment Company Act of 1940 ("1940 Act"). As a result, the Fund is subject to the risk that it may be more volatile than a diversified fund because the Fund may invest its assets in a smaller number of issuers or may invest a larger proportion of its assets in a single issuer. As a result, the gains and losses on a single investment may have a greater impact on the Fund's NAV and may make the Fund more volatile than more diversified funds.

Operational Risk: The Fund is exposed to operational risk arising from a number of factors, including but not limited to human error, processing and communication errors, errors of the Fund's service providers, counterparties or other third-parties, failed or inadequate processes and technology or systems failures. Additionally, cyber security failures or breaches of the electronic systems of the Fund, the Adviser, and the Fund's other service providers, market makers, Authorized Participants or the issuers of securities in which the Fund invests have the ability to cause disruptions and negatively impact the Fund's business operations, potentially resulting in financial losses to the Fund and its shareholders. The Fund and the Adviser seek to reduce these operational risks through controls and procedures. However, these measures do not address every possible risk and may be inadequate for those risks that they are intended to address.

Options Premium Tax Risk: The Fund's investment strategy may limit its ability to distribute dividends eligible for treatment as qualified dividend income, which for non-corporate shareholders are subject to federal income tax at rates of up to 20%. The Fund's investment strategy may also limit its ability to distribute dividends eligible for the dividends-received deduction for corporate shareholders. For these reasons, a significant portion of distributions received by Fund shareholders may be subject to tax at effective tax rates that are higher than the rates that would apply if the Fund were to engage in a different investment strategy. You should consult your tax advisor as to the tax consequences of acquiring, owning and disposing of Shares in the Fund.

Passive Investment Risk: The Fund is not actively managed, and the Adviser does not attempt to take defensive positions in declining markets. Unlike many investment companies, the Fund does not seek to outperform its Underlying Index. Therefore, it would not necessarily buy or sell a security unless that security is added or removed, respectively, from the Underlying Index, even if that security generally is underperforming. Additionally, if a constituent of the Underlying Index were removed, even outside of a regular rebalance of the Underlying Index, the Adviser anticipates that the Fund would sell such security. Maintaining investments in securities regardless of market conditions or the performance of individual securities could cause the Fund's return to be lower than if the Fund employed an active strategy.

Index-Related Risk: There is no guarantee that the Fund will achieve a high degree of correlation to the Underlying Index and therefore achieve its investment objective. Market disruptions and regulatory restrictions could have an adverse effect on the Fund's ability to adjust its exposure to the required levels in order to track the Underlying Index. Errors in index data, index computations and/or the construction of the Underlying Index in accordance with its methodology may occur from time to time and may not be identified and corrected by the Index Provider for a period of time or at all, which may have an adverse impact on the Fund and its shareholders.

Management Risk: The Fund may not fully replicate its Underlying Index and may hold securities not included in its Underlying Index. The Adviser's investment strategy, the implementation of which is subject to a number of constraints, may cause the Fund to underperform the market or its relevant benchmark or adversely affect the ability of the Fund to achieve its investment objective.

Tracking Error Risk: Tracking error may occur because of differences between the instruments held in the Fund's portfolio and those included in the Underlying Index, pricing differences, transaction costs incurred by the Fund, the Fund's holding of uninvested cash, size of the Fund, differences in timing of the accrual of or the valuation of

dividends or interest, tax gains or losses, changes to the Underlying Index or the costs to the Fund of complying with various new or existing regulatory requirements. This risk may be heightened during times of increased market volatility or other unusual market conditions. Tracking error also may result because the Fund incurs fees and expenses, while the Underlying Index does not.

Risks Associated with Exchange-Traded Funds: As an ETF, the Fund is subject to the following risks:

Authorized Participants Concentration Risk: The Fund has a limited number of financial institutions that may act as Authorized Participants and engage in creation or redemption transactions directly with the Fund, and none of those Authorized Participants is obligated to engage in creation and/or redemption transactions. To the extent that those Authorized Participants exit the business or are unable to process creation and/or redemption orders, such as in times of market stress, Shares may be more likely to trade at a premium or discount to NAV and/or at wider intraday bid-ask spreads, and possibly face trading halts and/or delisting from an exchange.

Large Shareholder Risk: Redemptions by large shareholders could have a significant negative impact on the Fund. If a large shareholder were to redeem all, or a large portion, of its Shares, there is no guarantee that the Fund will be able to maintain sufficient assets to continue operations in which case the Board of Trustees may determine to liquidate the Fund. In addition, transactions by large shareholders may account for a large percentage of the trading volume on a national securities exchange and may, therefore, have a material upward or downward effect on the market price of the Shares.

Listing Standards Risk: The Fund is required to comply with listing requirements adopted by the listing exchange. Non-compliance with such requirements may result in the Fund's shares being delisted by the listing exchange. Any resulting liquidation of the Fund could cause the Fund to incur elevated transaction costs and could result in negative tax consequences for its shareholders.

Market Trading Risks and Premium/Discount Risks: Shares of the Fund are publicly traded on a national securities exchange, which may subject shareholders to numerous market trading risks. In stressed market conditions, the market for the Shares may become less liquid in response to the deteriorating liquidity of the Fund's portfolio. This adverse effect on the liquidity of the Shares, as well as disruptions to creations and redemptions, the existence of extreme market volatility or potential lack of assets in the Fund or an active trading market for Shares may result in Shares trading at a significant premium or discount to NAV. If a shareholder purchases Shares at a time when the market price is at a premium to the NAV or sells Shares at a time when the market price is at a discount to the NAV, the shareholder may sustain losses. The NAV of the Fund is calculated at the end of each business day and fluctuates with changes in the market value of the Fund's holdings. The trading price of the Fund's Shares fluctuates, in some cases materially, throughout trading hours in response to changes in the Fund's NAV.

Trading Halt Risk: An exchange or market may close or issue trading halts on specific securities, or the ability to buy or sell certain securities or financial instruments may be restricted, which may result in the Fund being unable to buy or sell certain securities or financial instruments. In such circumstances, the Fund may be unable to rebalance its portfolio, may be unable to accurately price its investments and/or may incur substantial trading losses.

Turnover Risk: The Fund may engage in frequent and active trading, which may significantly increase the Fund's portfolio turnover rate. At times, the Fund may have a portfolio turnover rate substantially greater than 100%. For example, a portfolio turnover rate of 300% is equivalent to the Fund buying and selling all of its securities three times during the course of a year. A high portfolio turnover rate would result in high brokerage costs for the Fund, may result in higher taxes when Shares are held in a taxable account and lower Fund performance.

Valuation Risk: The sales price the Fund could receive for a security may differ from the Fund's valuation of the security and may differ from the value used by the Underlying Index, particularly for securities that trade in low value or volatile markets or that are valued using a fair value methodology (such as during trading halts). The value of the securities in the Fund's portfolio may change on days when shareholders will not be able to purchase or sell the Fund's Shares.

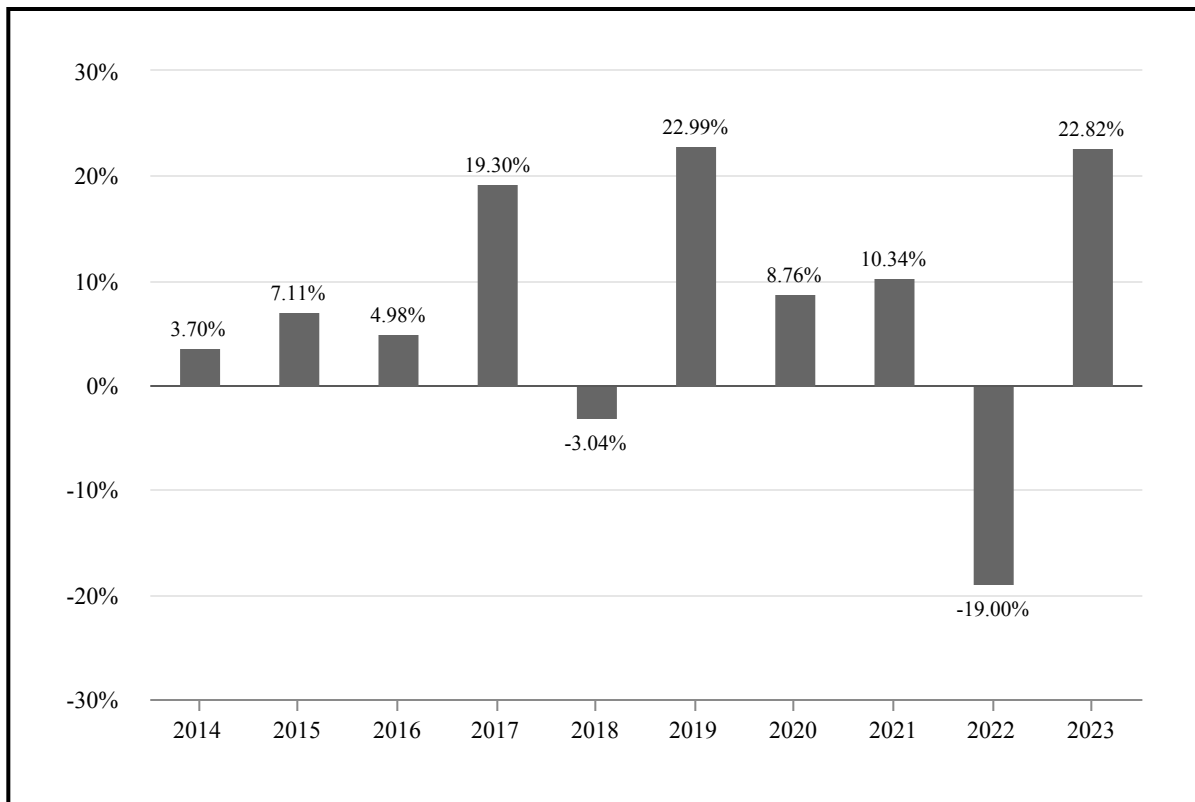
PERFORMANCE INFORMATION

The bar chart and table that follow show how the Fund performed on a calendar year basis and provide an indication of the risks of investing in the Fund by showing changes in the Fund's performance from year to year and by showing how the Fund's average annual returns for the indicated periods compare with the Fund's benchmark index and a broad measure of market

performance. The Fund's past performance (before and after taxes) is not necessarily indicative of how the Fund will perform in the future. Updated performance information is available online at www.globalxetfs.com.

The Fund operated as the Horizons NASDAQ 100[®] Covered Call ETF (the "Predecessor Fund"), a series of Horizons ETF Trust I, prior to the Fund's acquisition of the assets and assumption of the liabilities of the Predecessor Fund on December 24, 2018 (the "Reorganization"). As a result of the Reorganization, the Fund assumed the performance and accounting history of the Predecessor Fund. Accordingly, performance figures for the Fund for periods prior to the date of the Reorganization represent the performance of the Predecessor Fund.

Annual Total Returns (Years Ended December 31)



Best Quarter: 6/30/2020 12.94%
Worst Quarter: 3/31/2020 -16.43%

Average Annual Total Returns (for the Periods Ended December 31, 2023)

	One Year Ended December 31, 2023	Five Years Ended December 31, 2023	Ten Years Ended December 31, 2023
Global X NASDAQ 100[®] Covered Call ETF:¹			
·Return before taxes	22.82%	7.98%	7.08%
·Return after taxes on distributions ²	21.87%	5.57%	4.69%
·Return after taxes on distributions and sale of Fund Shares ²	13.50%	5.13%	4.43%
Hybrid CBOE NASDAQ-100[®] BuyWrite V2 Index³ (Index returns do not reflect deduction for fees, expenses, or taxes)	23.54%	8.74%	7.94%
NASDAQ-100[®] Total Return Index (Index returns do not reflect deduction for fees, expenses, or taxes)	55.13%	22.66%	17.91%

¹ Performance shown for periods prior to December 24, 2018, reflects that of the Predecessor Fund.

² After-tax returns are calculated using the historical highest individual U.S. federal marginal income tax rates and do not reflect the impact of state and local taxes. Your actual after-tax returns will depend on your specific tax situation and may differ from those shown above. After-tax returns are not relevant to investors who hold Shares of the Fund through tax-advantaged arrangements, such as 401(k) plans or individual retirement accounts (IRAs).

³ Hybrid index performance reflects the performance of the CBOE NASDAQ-100[®] BuyWrite Index through October 14, 2015 and CBOE NASDAQ-100[®] BuyWrite V2 Index thereafter.

FUND MANAGEMENT

Investment Adviser: Global X Management Company LLC.

Portfolio Managers: The professionals primarily responsible for the day-to-day management of the Fund are Nam To, CFA; Wayne Xie; Vanessa Yang; and Sandy Lu, CFA (“Portfolio Managers”). Mr. To has been Portfolio Manager of the Fund since the Fund’s inception in December 2018 and had managed the Predecessor Fund since October 2018. Mr. Xie has been Portfolio Manager of the Fund since March 1, 2019. Ms. Yang has been Portfolio Manager of the Fund since December 2020. Mr. Lu has been a Portfolio Manager of the Fund since March 2022.

PURCHASE AND SALE OF FUND SHARES

Shares of the Fund are or will be listed and traded at market prices on a national securities exchange. Shares may only be purchased and sold on the exchange through a broker-dealer. The price of Shares is based on market price, and because ETF shares trade at market prices rather than at NAV, Shares may trade at a price greater than NAV (a premium) or less than NAV (a discount). Only “Authorized Participants” (as defined in the SAI) who have entered into agreements with the Fund’s distributor, SEI Investments Distribution Co. (“Distributor”), may engage in creation or redemption transactions directly with the Fund. The Fund will only issue or redeem Shares that have been aggregated into blocks called Creation Units. The Fund will issue or redeem Creation Units in return for a basket of cash and/or securities that the Fund specifies any day that the national securities exchanges are open for business (“Business Day”). An investor may incur costs attributable to the difference between the highest price a buyer is willing to pay to purchase shares of the Fund (bid) and the lowest price a seller is willing to accept for shares of the Fund (ask) when buying or selling shares in the secondary market (the “bid-ask spread”). To access information regarding the Fund’s net asset value, market price, premiums and discounts, and bid-ask spreads, please go to <https://www.globalxetfs.com>.

TAX INFORMATION

The Fund intends to make distributions that may be taxable to you as ordinary income or capital gains, unless you are investing through a tax-advantaged arrangement, such as a 401(k) plan or an individual retirement account (“IRA”), in which case distributions from such tax-advantaged arrangement may be taxable to you.

PAYMENTS TO BROKER-DEALERS AND OTHER FINANCIAL INTERMEDIARIES

The Adviser and its related companies may pay broker-dealers or other financial intermediaries (such as a bank) for the sale of Fund Shares and related services. These payments may create a conflict of interest by influencing your broker-dealer, sales persons or other intermediary or its employees or associated persons to recommend the Fund over another investment. Ask your financial adviser or visit your financial intermediary's website for more information.

Global X Russell 2000 Covered Call ETF

Ticker: RYLD Exchange: NYSE Arca

INVESTMENT OBJECTIVE

The Global X Russell 2000 Covered Call ETF ("Fund") seeks to provide investment results that correspond generally to the price and yield performance, before fees and expenses, of the Cboe Russell 2000 BuyWrite Index ("Underlying Index").

FEES AND EXPENSES

This table describes the fees and expenses that you may pay if you buy, hold, and sell shares ("Shares") of the Fund. You may pay other fees, such as brokerage commissions and other fees to financial intermediaries, which are not reflected in the table and examples below.

Annual Fund Operating Expenses (expenses that you pay each year as a percentage of the value of your investment):

Management Fees:	0.60%
Distribution and Service (12b-1) Fees:	None
Other Expenses:	0.00%
Acquired Fund Fees and Expenses: ¹	0.03%
Total Annual Fund Operating Expenses:	0.63%
Expense Reimbursement and/or Fee Waiver ²	(0.03)%
Total Annual Fund Operating Expenses After Fee Waiver and/or Expense Reimbursement:	0.60%

¹ "Acquired Fund Fees and Expenses" sets forth the Fund's pro rata portion of the cumulative expenses charged by the exchange-traded funds, closed-end funds, business development companies and other investment companies in which the Fund invests. These expenses are calculated based on the Fund's portfolio holdings during the prior fiscal period. The actual Acquired Fund Fees and Expenses will vary with changes in the allocations of the Fund's assets. Total annual fund operating expenses do not correlate with the ratios of expenses to average net assets reported in the financial highlights tables in the Fund's Prospectus and in the Fund's shareholder reports, which reflect the Fund's operating expenses and do not include acquired fund fees and expenses.

² Pursuant to an Expense Limitation Agreement, the Adviser has contractually agreed to reimburse or waive fees and/or limit Fund expenses to the extent necessary to assure that the operating expenses of the Fund (exclusive of taxes, brokerage fees, commissions, and other transaction expenses, interest, and extraordinary expenses (such as litigation and indemnification expenses)) will not exceed 0.60% of the Fund's average daily net assets per year, until at least March 1, 2025.

Example: The following example is intended to help you compare the cost of investing in the Fund with the cost of investing in other funds. This example does not take into account customary brokerage commissions that you pay when purchasing or selling Shares of the Fund in the secondary market. The example assumes that you invest \$10,000 in the Fund for the time periods indicated and then sell all of your Shares at the end of those periods. The example also assumes that your investment has a 5% return each year and that the Fund's operating expenses remain the same. Although your actual costs may be higher or lower, based on these assumptions, your costs would be:

One Year	Three Years	Five Years	Ten Years
\$61	\$199	\$348	\$783

Portfolio Turnover: The Fund pays transaction costs, such as commissions, when it buys and sells securities (or "turns over" its portfolio). A higher portfolio turnover rate may indicate higher transaction costs and may result in higher taxes when Shares are held in a taxable account. These costs, which are not reflected in annual fund operating expenses or in the example, affect the Fund's performance. During the most recent fiscal year, the Fund's portfolio turnover rate was 19.24% of the average value of its portfolio.

PRINCIPAL INVESTMENT STRATEGIES

The Fund invests at least 80% of its total assets in component securities of the Cboe Russell 2000 BuyWrite Index ("Underlying Index") or in investments that have economic characteristics that are substantially identical to the economic characteristics of such component securities, either individually or in the aggregate. The Fund's 80% investment policy is non-fundamental and requires 60 days prior written notice to shareholders before it can be changed.

The Underlying Index measures the performance of a theoretical portfolio that holds a portfolio of the stocks included in the Russell 2000 Index (the "Reference Index"), and "writes" (or sells) a succession of one-month at-the-money covered call options on the Reference Index. The written covered call options on the Reference Index are held until expiration. The Reference Index is an equity benchmark which measures the performance of the small-capitalization sector of the U.S. equity market, as defined by FTSE Russell (the "Index Provider"). In seeking to track the Underlying Index, the Fund follows a "buy-write" (also called a covered call) investment strategy on the Reference Index in which the Fund purchases the component securities of the Reference Index or purchases other investments (including other underlying ETFs) that have economic characteristics that are substantially identical to the economic characteristics of such component securities, and also writes (or sells) call options that correspond to the Reference Index.

Each calendar month, the Fund will write (sell) a succession of one-month call options on the Reference Index and will cover such options by holding the component securities of the Reference Index, or in investments that have economic characteristics with substantially identical economic characteristics of such component securities, either individually or in the aggregate. Each option written will (i) have an exercise price generally at or above the prevailing market price of the Reference Index; (ii) be traded on a national securities exchange; (iii) be held until expiration (i.e., generally the third Friday of the month) and be settled based on the final settlement price of the option; (iv) expire on its date of maturity (in the next calendar month); (v) only be subject to exercise on its expiration date; and (vi) be settled in cash.

In return for the payment of a premium to the Fund, a purchaser of the call options written by the Fund is entitled to receive a cash payment from the Fund equal to the difference between the value of the Reference Index and the exercise price of the option if the value of the option on the expiration date is above its exercise price. The Fund's covered call options may partially protect the Fund from a decline in the price of the Reference Index through means of the premiums received by the Fund. However, when the equity market is rallying rapidly, the Underlying Index is expected to underperform the Reference Index.

The Underlying Index is sponsored by the FTSE Russell Index Provider, which is an organization that is independent of, and unaffiliated with, the Fund and Global X Management Company LLC, the investment adviser for the Fund ("Adviser"). The Fund's investment objective and Underlying Index may be changed without shareholder approval. The Index Provider determines the relative weighting of the securities in the underlying index and publishes or designates a third-party index calculation agent to publish information regarding the market value of the Underlying Index.

The Adviser uses a "passive" or indexing approach to try to achieve the Fund's investment objective. Unlike many investment companies, the Fund does not try to outperform the Underlying Index and does not seek temporary defensive positions when markets decline or appear overvalued.

The Fund generally uses a representative sampling strategy with respect to the Underlying Index. "Representative sampling" is an indexing strategy that involves investing in a representative sample of securities (including indirect investments through underlying ETFs) that collectively has an investment profile similar to the Underlying Index in terms of key risk factors, performance attributes and other characteristics. Underlying ETFs may constitute a substantial portion of the Fund's assets. These include country weightings, market capitalization and other financial characteristics of securities. Under normal circumstances, at least 80% of the Fund's total assets will be invested in component securities of the Underlying Index or in investments that have economic characteristics that are substantially identical to the economic characteristics of such component securities, either individually or in the aggregate. The Adviser expects that, over time, the correlation between the Fund's performance and that of the Underlying Index, before fees and expenses, will exceed 95%. A correlation percentage of 100% would indicate perfect correlation.

The Fund concentrates its investments (i.e., hold 25% or more of its total assets) in a particular industry or group of industries to approximately the same extent that the Underlying Index is concentrated. As of December 31, 2023, the Underlying Index was not concentrated in any industry.

SUMMARY OF PRINCIPAL RISKS

As with any investment, you could lose all or part of your investment in the Fund, and the Fund's performance could trail that of other investments. There is no guarantee that the Fund will achieve its investment objective. An investment in the Fund is not a bank deposit and it is not insured or guaranteed by the Federal Deposit Insurance Corporation or any other government agency, the Adviser or any of its affiliates. The Fund is subject to the principal risks noted below, any of which may adversely affect the Fund's net asset value ("NAV"), trading price, yield, total return and ability to meet its investment objective, as well as other risks that are described in greater detail in the **Additional Information About the Funds** section of this Prospectus and in the Statement of Additional Information ("SAI"). The order of the below risk factors does not indicate the significance of any particular risk factor.

Asset Class Risk: Securities and other assets in the Underlying Index or otherwise held in the Fund's portfolio may underperform in comparison to the general securities markets, a particular securities market or other asset classes.

Derivatives Risk: The Fund will invest in options, a type of derivative instrument. Derivatives can be more sensitive to changes in interest rates or to sudden fluctuations in market prices than conventional securities, which can result in greater losses for the Fund. In addition, the prices of the derivative instruments and the prices of underlying securities, interest rates or currencies they are designed to reflect may not move together as expected. A risk of the Fund's use of derivatives is that the fluctuations in their values may not correlate perfectly with the relevant reference index. Derivatives are usually traded on margin, which may subject the Fund to margin calls. Margin calls may force the Fund to liquidate assets.

Equity Securities Risk: Equity securities are subject to changes in value, and their values may be more volatile than other asset classes, as a result of such factors as a company's business performance, investor perceptions, stock market trends and general economic conditions.

ETF Investment Risk: While the risks of owning shares of an underlying ETF generally reflect the risks of owning the underlying securities of the index the ETF is designed to track, lack of liquidity in the underlying ETF can result in its value being more volatile than the underlying portfolio securities. Because the value of an underlying ETF's shares depends on the demand in the market, the Adviser may not be able to liquidate the Fund's holdings in those shares at the most optimal time, thereby adversely affecting the Fund's performance. An underlying ETF may experience tracking error in relation to the index tracked by the underlying ETF, which could contribute to tracking error for the Fund. In addition, an underlying ETF's shares may trade at a premium or discount to NAV.

In addition, investments in the securities of underlying ETFs may involve duplication of advisory fees and certain other expenses. The Fund will pay brokerage commissions in connection with the purchase and sale of shares of the underlying ETFs, which could result in greater expenses to the Fund. By investing in an underlying ETF, the Fund becomes a shareholder thereof. As a result, Fund shareholders indirectly bear the Fund's proportionate share of the fees and expenses indirectly paid by shareholders of the underlying ETF, in addition to the fees and expenses Fund shareholders indirectly bear in connection with the Fund's own operations.

If the underlying ETF fails to achieve its investment objective, the value of the Fund's investment may decline, adversely affecting the Fund's performance. Additionally, some ETFs are not registered under the Investment Company Act of 1940 ("1940 Act") and therefore, are not subject to the regulatory scheme and investor protections of the 1940 Act.

Capitalization Risk: Investing in issuers within the same market capitalization category carries the risk that the category may be out of favor due to current market conditions or investor sentiment.

Mid-Capitalization Companies Risk: Mid-capitalization companies may have greater price volatility, lower trading volume and less liquidity than large-capitalization companies. In addition, mid-capitalization companies may have smaller revenues, narrower product lines, less management depth and experience, smaller shares of their product or service markets, fewer financial resources and less competitive strength than large-capitalization companies.

Small-Capitalization Companies Risk: Compared to mid- and large-capitalization companies, small-capitalization companies may be less stable and more susceptible to adverse developments, and their securities may be more volatile and less liquid.

Covered Call Option Writing Risk: By writing covered call options in return for the receipt of premiums, the Fund will give up the opportunity to benefit from potential increases in the value of the Reference Index above the exercise prices of such options, but will continue to bear the risk of declines in the value of the Reference Index. The premiums received from the options may not be sufficient to offset any losses sustained from the volatility of the underlying stocks over time. As a result, the risks associated with writing covered call options may be similar to the risks associated with writing put options. In addition, the Fund's ability to sell the securities underlying the options will be limited while the options are in effect unless the Fund cancels out the option positions through the purchase of offsetting identical options prior to the expiration of the written options. Exchanges may suspend the trading of options in volatile markets. If trading is suspended, the Fund may be unable to write options at times that may be desirable or advantageous to do so, which may increase the risk of tracking error.

Focus Risk: To the extent that the Underlying Index focuses in investments related to a particular industry or group of industries, the Fund will also focus its investments to approximately the same extent. Similarly, if the Underlying Index has significant exposure to one or more sectors, the Fund's investments will likely have significant exposure to such sectors. In such event, the Fund's performance will be particularly susceptible to adverse events impacting such industry or sector, which may include, but are not limited to, the following: general economic conditions or cyclical market patterns that could negatively affect supply and demand; competition for resources; adverse labor relations; political or world events; obsolescence of technologies; and increased competition or new product introductions that may affect the profitability or viability of companies in a particular industry or sector. As a result, the value of the Fund's investments may rise and fall more than the value of shares of a fund that invests in securities of companies in a broader range of industries or sectors.

Geographic Risk: A natural, biological or other disaster could occur in a geographic region in which the Fund invests, which could affect the economy or particular business operations of companies in the specific geographic region, causing an adverse impact on the Fund's investments in the affected region or in a region economically tied to the affected region. The securities in which the Fund invests and, consequently, the Fund are also subject to specific risks as a result of their business operations, including, but not limited to:

Risk of Investing in Developed Markets: The Fund's investment in a developed country issuer may subject the Fund to regulatory, political, currency, security, economic and other risks associated with developed countries. Developed countries tend to represent a significant portion of the global economy and have generally experienced slower economic growth than some less developed countries. Certain developed countries have experienced security concerns, such as terrorism and strained international relations. Incidents involving a country's or region's security may cause uncertainty in its markets and may adversely affect its economy and the Fund's investments. In addition, developed countries may be impacted by changes to the economic conditions of certain key trading partners, regulatory burdens, debt burdens and the price or availability of certain commodities.

Risk of Investing in the United States: A decrease in imports or exports, changes in trade regulations and/or an economic recession in the U.S. may have a material adverse effect on the U.S. economy.

Issuer Risk: Fund performance depends on the performance of individual companies in which the Fund invests. Changes to the financial condition of any of those companies may cause the value of such company's securities to decline.

Market Risk: Turbulence in the financial markets and reduced liquidity may negatively affect issuers, which could have an adverse effect on the Fund. If the securities held by the Fund experience poor liquidity, the Fund may be unable to transact at advantageous times or prices, which may decrease the Fund's returns. In addition, there is a risk that policy changes by central governments and governmental agencies, including the U.S. Federal Reserve or the European Central Bank, which could include increasing interest rates, could cause increased volatility in financial markets and lead to higher levels of Fund redemptions from Authorized Participants, which could have a negative impact on the Fund. Furthermore, local, regional or global events such as war, acts of terrorism, the spread of infectious illness or other public health issues, recessions, raising of interest rates, or other events could have a significant impact on the Fund and its investments and trading of its Shares. This increases the risk that monetary policy may provide less support should economic growth slow. Additionally, China's shift away from a zero-COVID policy creates both opportunities and risks, causing uncertainty for global economic growth. Market risk factors may result in increased volatility and/or decreased liquidity in the securities markets. The Fund's NAV could decline over short periods due to short-term market movements and over longer periods during market downturns.

Operational Risk: The Fund is exposed to operational risk arising from a number of factors, including but not limited to human error, processing and communication errors, errors of the Fund's service providers, counterparties or other third-parties, failed or inadequate processes and technology or systems failures. Additionally, cyber security failures or breaches of the electronic systems of the Fund, the Adviser, and the Fund's other service providers, market makers, Authorized Participants or the issuers of securities in which the Fund invests have the ability to cause disruptions and negatively impact the Fund's

business operations, potentially resulting in financial losses to the Fund and its shareholders. The Fund and the Adviser seek to reduce these operational risks through controls and procedures. However, these measures do not address every possible risk and may be inadequate for those risks that they are intended to address.

Options Premium Tax Risk: The Fund's investment strategy may limit its ability to distribute dividends eligible for treatment as qualified dividend income, which for non-corporate shareholders are subject to federal income tax at rates of up to 20%. The Fund's investment strategy may also limit its ability to distribute dividends eligible for the dividends-received deduction for corporate shareholders. For these reasons, a significant portion of distributions received by Fund shareholders may be subject to tax at effective tax rates that are higher than the rates that would apply if the Fund were to engage in a different investment strategy. You should consult your tax advisor as to the tax consequences of acquiring, owning and disposing of Shares in the Fund.

Passive Investment Risk: The Fund is not actively managed, and the Adviser does not attempt to take defensive positions in declining markets. Unlike many investment companies, the Fund does not seek to outperform its Underlying Index. Therefore, it would not necessarily buy or sell a security unless that security is added or removed, respectively, from the Underlying Index, even if that security generally is underperforming. Additionally, if a constituent of the Underlying Index were removed, even outside of a regular rebalance of the Underlying Index, the Adviser anticipates that the Fund would sell such security. Maintaining investments in securities regardless of market conditions or the performance of individual securities could cause the Fund's return to be lower than if the Fund employed an active strategy.

Index-Related Risk: There is no guarantee that the Fund will achieve a high degree of correlation to the Underlying Index and therefore achieve its investment objective. Market disruptions and regulatory restrictions could have an adverse effect on the Fund's ability to adjust its exposure to the required levels in order to track the Underlying Index. Errors in index data, index computations and/or the construction of the Underlying Index in accordance with its methodology may occur from time to time and may not be identified and corrected by the Index Provider for a period of time or at all, which may have an adverse impact on the Fund and its shareholders.

Management Risk: The Fund may not fully replicate its Underlying Index and may hold securities not included in its Underlying Index. The Adviser's investment strategy, the implementation of which is subject to a number of constraints, may cause the Fund to underperform the market or its relevant benchmark or adversely affect the ability of the Fund to achieve its investment objective.

Tracking Error Risk: Tracking error may occur because of differences between the instruments held in the Fund's portfolio and those included in the Underlying Index, pricing differences, transaction costs incurred by the Fund, the Fund's holding of uninvested cash, size of the Fund, differences in timing of the accrual of or the valuation of dividends or interest, tax gains or losses, changes to the Underlying Index or the costs to the Fund of complying with various new or existing regulatory requirements. This risk may be heightened during times of increased market volatility or other unusual market conditions. Tracking error also may result because the Fund incurs fees and expenses, while the Underlying Index does not.

Risks Associated with Exchange-Traded Funds: As an ETF, the Fund is subject to the following risks:

Authorized Participants Concentration Risk: The Fund has a limited number of financial institutions that may act as Authorized Participants and engage in creation or redemption transactions directly with the Fund, and none of those Authorized Participants is obligated to engage in creation and/or redemption transactions. To the extent that those Authorized Participants exit the business or are unable to process creation and/or redemption orders, such as in times of market stress, Shares may be more likely to trade at a premium or discount to NAV and/or at wider intraday bid-ask spreads, and possibly face trading halts and/or delisting from an exchange.

Large Shareholder Risk: Redemptions by large shareholders could have a significant negative impact on the Fund. If a large shareholder were to redeem all, or a large portion, of its Shares, there is no guarantee that the Fund will be able to maintain sufficient assets to continue operations in which case the Board of Trustees may determine to liquidate the Fund. In addition, transactions by large shareholders may account for a large percentage of the trading volume on a national securities exchange and may, therefore, have a material upward or downward effect on the market price of the Shares.

Listing Standards Risk: The Fund is required to comply with listing requirements adopted by the listing exchange. Non-compliance with such requirements may result in the Fund's shares being delisted by the listing exchange. Any

resulting liquidation of the Fund could cause the Fund to incur elevated transaction costs and could result in negative tax consequences for its shareholders.

Market Trading Risks and Premium/Discount Risks: Shares of the Fund are publicly traded on a national securities exchange, which may subject shareholders to numerous market trading risks. In stressed market conditions, the market for the Shares may become less liquid in response to the deteriorating liquidity of the Fund's portfolio. This adverse effect on the liquidity of the Shares, as well as disruptions to creations and redemptions, the existence of extreme market volatility or potential lack of assets in the Fund or an active trading market for Shares may result in Shares trading at a significant premium or discount to NAV. If a shareholder purchases Shares at a time when the market price is at a premium to the NAV or sells Shares at a time when the market price is at a discount to the NAV, the shareholder may sustain losses. The NAV of the Fund is calculated at the end of each business day and fluctuates with changes in the market value of the Fund's holdings. The trading price of the Fund's Shares fluctuates, in some cases materially, throughout trading hours in response to changes in the Fund's NAV.

Trading Halt Risk: An exchange or market may close or issue trading halts on specific securities, or the ability to buy or sell certain securities or financial instruments may be restricted, which may result in the Fund being unable to buy or sell certain securities or financial instruments. In such circumstances, the Fund may be unable to rebalance its portfolio, may be unable to accurately price its investments and/or may incur substantial trading losses.

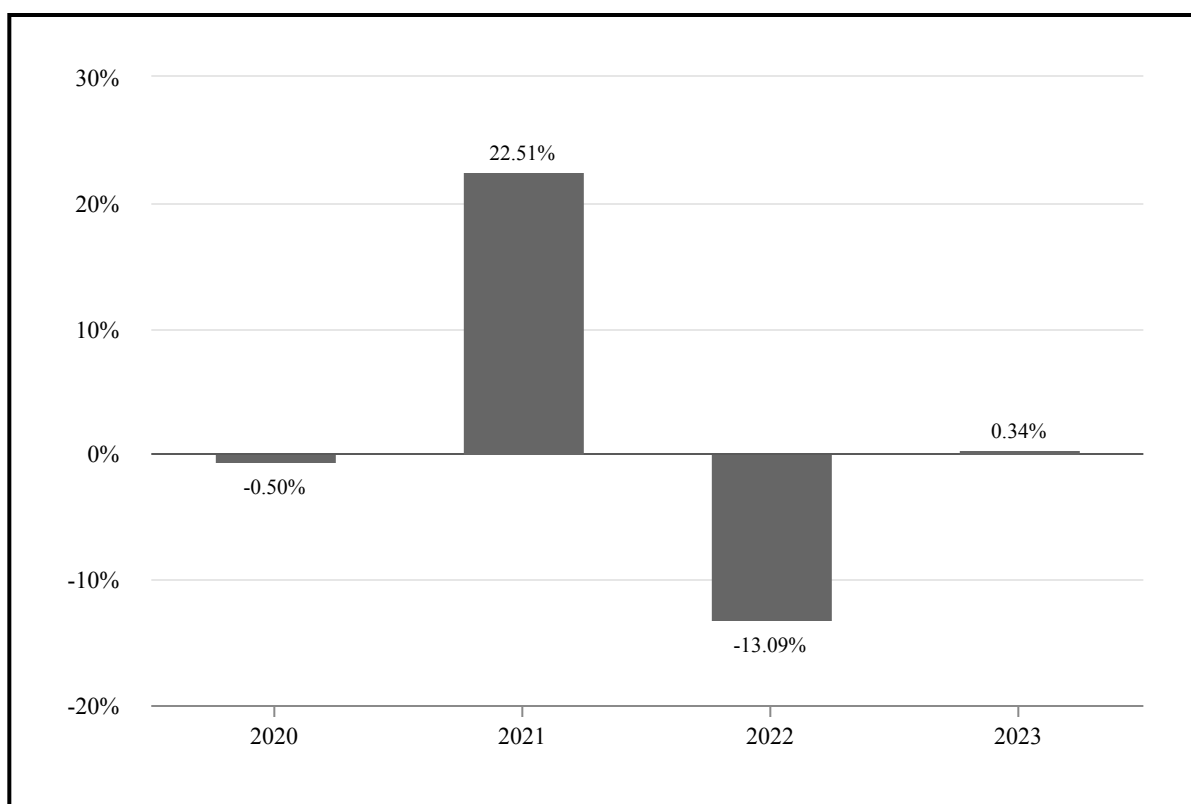
Turnover Risk: The Fund may engage in frequent and active trading, which may significantly increase the Fund's portfolio turnover rate. At times, the Fund may have a portfolio turnover rate substantially greater than 100%. For example, a portfolio turnover rate of 300% is equivalent to the Fund buying and selling all of its securities three times during the course of a year. A high portfolio turnover rate would result in high brokerage costs for the Fund, may result in higher taxes when Shares are held in a taxable account and lower Fund performance.

Valuation Risk: The sales price the Fund could receive for a security may differ from the Fund's valuation of the security and may differ from the value used by the Underlying Index, particularly for securities that trade in low value or volatile markets or that are valued using a fair value methodology (such as during trading halts). The value of the securities in the Fund's portfolio may change on days when shareholders will not be able to purchase or sell the Fund's Shares.

PERFORMANCE INFORMATION

The bar chart and table that follow show how the Fund performed on a calendar year basis and provide an indication of the risks of investing in the Fund by showing changes in the Fund's performance from year to year and by showing how the Fund's average annual returns for the indicated periods compare with the Fund's benchmark index and a broad measure of market performance. The Fund's past performance (before and after taxes) is not necessarily indicative of how the Fund will perform in the future. Updated performance information is available online at www.globalxetfs.com.

Annual Total Returns (Years Ended December 31)



Best Quarter: 6/30/2020 18.89%
Worst Quarter: 3/31/2020 -31.81%

Average Annual Total Returns (for the Periods Ended December 31, 2023)

	One Year Ended December 31, 2023	Since Inception (4/17/2019)
Global X Russell 2000 Covered Call ETF:		
·Return before taxes	0.34%	3.11%
·Return after taxes on distributions ¹	-0.47%	0.86%
·Return after taxes on distributions and sale of Fund Shares ¹	0.20%	1.51%
Cboe Russell 2000 BuyWrite Index		
(Index returns reflects invested dividends net of withholding taxes, but reflect no deduction for fees, expenses, or other taxes)	0.97%	3.93%
Russell 2000 Index		
(Index returns reflects invested dividends net of withholding taxes, but reflect no deduction for fees, expenses, or other taxes)	16.93%	7.05%

¹ After-tax returns are calculated using the historical highest individual U.S. federal marginal income tax rates and do not reflect the impact of state and local taxes. Your actual after-tax returns will depend on your specific tax situation and may differ from those shown above. After-tax returns are not relevant to investors who hold Shares of the Fund through tax-advantaged arrangements, such as 401(k) plans or individual retirement accounts (IRAs).

FUND MANAGEMENT

Investment Adviser: Global X Management Company LLC.

Portfolio Managers: The professionals primarily responsible for the day-to-day management of the Fund are Nam To, CFA; Wayne Xie; Vanessa Yang; and Sandy Lu, CFA (“Portfolio Managers”). Messrs. To and Xie have been Portfolio Managers of the Fund since the Fund's inception. Ms. Yang has been a Portfolio Manager of the Fund since December 2020. Mr. Lu has been a Portfolio Manager of the Fund since March 2022.

PURCHASE AND SALE OF FUND SHARES

Shares of the Fund are or will be listed and traded at market prices on a national securities exchange. Shares may only be purchased and sold on the exchange through a broker-dealer. The price of Shares is based on market price, and because ETF shares trade at market prices rather than at NAV, Shares may trade at a price greater than NAV (a premium) or less than NAV (a discount). Only “Authorized Participants” (as defined in the SAI) who have entered into agreements with the Fund's distributor, SEI Investments Distribution Co. (“Distributor”), may engage in creation or redemption transactions directly with the Fund. The Fund will only issue or redeem Shares that have been aggregated into blocks called Creation Units. The Fund will issue or redeem Creation Units in return for a basket of cash and/or securities that the Fund specifies any day that the national securities exchanges are open for business (“Business Day”). An investor may incur costs attributable to the difference between the highest price a buyer is willing to pay to purchase shares of the Fund (bid) and the lowest price a seller is willing to accept for shares of the Fund (ask) when buying or selling shares in the secondary market (the “bid-ask spread”). To access information regarding the Fund's net asset value, market price, premiums and discounts, and bid-ask spreads, please go to <https://www.globalxetfs.com>.

TAX INFORMATION

The Fund intends to make distributions that may be taxable to you as ordinary income or capital gains, unless you are investing through a tax-advantaged arrangement, such as a 401(k) plan or an individual retirement account (“IRA”), in which case distributions from such tax-advantaged arrangement may be taxable to you.

PAYMENTS TO BROKER-DEALERS AND OTHER FINANCIAL INTERMEDIARIES

The Adviser and its related companies may pay broker-dealers or other financial intermediaries (such as a bank) for the sale of Fund Shares and related services. These payments may create a conflict of interest by influencing your broker-dealer, sales persons or other intermediary or its employees or associated persons to recommend the Fund over another investment. Ask your financial adviser or visit your financial intermediary's website for more information.

Global X Nasdaq 100[®] Covered Call & Growth ETF

Ticker: QYLG Exchange: NASDAQ

INVESTMENT OBJECTIVE

The Global X Nasdaq 100[®] Covered Call & Growth ETF ("Fund") seeks to provide investment results that correspond generally to the price and yield performance, before fees and expenses, of the Cboe Nasdaq 100 Half BuyWrite V2 Index ("Underlying Index").

FEES AND EXPENSES

This table describes the fees and expenses that you may pay if you buy, hold, and sell shares ("Shares") of the Fund. You may pay other fees, such as brokerage commissions and other fees to financial intermediaries, which are not reflected in the table and examples below.

Annual Fund Operating Expenses (expenses that you pay each year as a percentage of the value of your investment):

Management Fees:	0.60%
Distribution and Service (12b-1) Fees:	None
Other Expenses: ¹	0.00%
Total Annual Fund Operating Expenses:	0.60%

¹ "Other Expenses" information has been restated from fiscal year amounts to reflect estimated fees and expenses for the upcoming fiscal year.

Example: The following example is intended to help you compare the cost of investing in the Fund with the cost of investing in other funds. This example does not take into account customary brokerage commissions that you pay when purchasing or selling Shares of the Fund in the secondary market. The example assumes that you invest \$10,000 in the Fund for the time periods indicated and then sell all of your Shares at the end of those periods. The example also assumes that your investment has a 5% return each year and that the Fund's operating expenses remain the same. Although your actual costs may be higher or lower, based on these assumptions, your costs would be:

One Year	Three Years	Five Years	Ten Years
\$61	\$192	\$335	\$750

Portfolio Turnover: The Fund pays transaction costs, such as commissions, when it buys and sells securities (or "turns over" its portfolio). A higher portfolio turnover rate may indicate higher transaction costs and may result in higher taxes when Shares are held in a taxable account. These costs, which are not reflected in annual fund operating expenses or in the example, affect the Fund's performance. During the most recent fiscal year, the Fund's portfolio turnover rate was 28.03% of the average value of its portfolio.

PRINCIPAL INVESTMENT STRATEGIES

The Fund invests at least 80% of its total assets in the securities of the Cboe Nasdaq 100 Half BuyWrite V2 Index ("Underlying Index"). The Fund's 80% investment policy is non-fundamental and requires 60 days prior written notice to shareholders before it can be changed.

The Underlying Index measures the performance of a theoretical portfolio that holds a portfolio of the stocks included in the NASDAQ 100[®] Index (the "Reference Index"), and "writes" (or sells) a succession of one-month at-the-money covered call options on the Reference Index. The written covered call options on the Reference Index correspond to approximately 50% of the value of the portfolio of stocks in the Reference Index. The written covered call options on the Reference Index are held until one day prior to expiration. The Reference Index is a modified market capitalization weighted index containing equity securities of the 100 largest non-financial companies listed on the NASDAQ Stock Market. Modified capitalization weighting seeks to weight constituents primarily based on market capitalization, but subject to caps on the weights of the individual securities. Generally speaking, this approach will limit the amount of concentration in the largest market capitalization companies and increase company-level diversification. In seeking to track the Underlying Index, the Fund follows a "buy-write" investment strategy on the Reference Index in which the Fund purchases the component securities of the Reference Index and also writes (or sells) call options that correspond to approximately 50% of the value of the portfolio of stocks in the Reference Index. By only writing call options on approximately 50% of the value of the portfolio of stocks in the Reference

Index, the strategy can provide income generation from the call options while allowing for some potential upside exposure to the growth of the underlying constituents of the Reference Index, relative to a 100% covered call strategy.

Each calendar month, the Fund will write (sell) a succession of one-month call options corresponding to approximately 50% of the value of the portfolio of stocks in the Reference Index and will cover such options by holding the component securities of the Reference Index. Each option written will (i) have an exercise price generally at or above the prevailing market price of the Reference Index; (ii) be traded on a national securities exchange; (iii) be held until one day prior to the expiration date (i.e., generally the Thursday preceding the third Friday of the month) and are liquidated at a volume-weighted average price determined at the close (unless the Fund "closes out" the option through the repurchase of the option at the market close on the last day of trading); (iv) expire on its date of maturity (in the next calendar month); (v) only be subject to exercise on its expiration date; and (vi) be settled in cash.

In return for the payment of a premium to the Fund, a purchaser of the call options written by the Fund is entitled to receive a cash payment from the Fund equal to the difference between the value of the Reference Index and the exercise price of the option if the value of the option on the expiration date is above its exercise price. The Fund's covered call options may partially protect the Fund from a decline in the price of the Reference Index through means of the premiums received by the Fund. However, when the equity market is rallying rapidly, the Underlying Index is expected to underperform the Reference Index.

The Underlying Index is sponsored by Nasdaq, Inc. (the "Index Provider"), which is an organization that is independent of, and unaffiliated with, the Fund and Global X Management Company LLC, the investment adviser for the Fund ("Adviser"). The Fund's investment objective and Underlying Index may be changed without shareholder approval. The Index Provider determines the relative weightings of the securities in the underlying index and publishes or designates a third-party index calculation agent to publish information regarding the market value of the Underlying Index.

The Adviser uses a "passive" or indexing approach to try to achieve the Fund's investment objective. Unlike many investment companies, the Fund does not try to outperform the Underlying Index and does not seek temporary defensive positions when markets decline or appear overvalued.

The Fund generally will use a replication strategy. A replication strategy is an indexing strategy that involves investing in the securities of the Underlying Index in approximately the same proportions as in the Underlying Index. However, the Fund may utilize a representative sampling strategy with respect to the Underlying Index when a replication strategy might be detrimental or disadvantageous to shareholders, such as when there are practical difficulties or substantial costs involved in compiling a portfolio of equity securities to replicate the Underlying Index, in instances in which a security in the Underlying Index becomes temporarily illiquid, unavailable or less liquid, or as a result of legal restrictions or limitations (such as tax diversification requirements) that apply to the Fund but not the Underlying Index.

The Adviser expects that, over time, the correlation between the Fund's performance and that of the Underlying Index, before fees and expenses, will exceed 95%. A correlation percentage of 100% would indicate perfect correlation. If the Fund uses a replication strategy, it can be expected to have greater correlation to the Underlying Index than if it uses a representative sampling strategy.

The Fund concentrates its investments (i.e., holds 25% or more of its total assets) in a particular industry or group of industries to approximately the same extent that the Underlying Index is concentrated. As of December 31, 2023, the Underlying Index had significant exposure to the information technology sector.

SUMMARY OF PRINCIPAL RISKS

As with any investment, you could lose all or part of your investment in the Fund, and the Fund's performance could trail that of other investments. There is no guarantee that the Fund will achieve its investment objective. An investment in the Fund is not a bank deposit and it is not insured or guaranteed by the Federal Deposit Insurance Corporation or any other government agency, the Adviser or any of its affiliates. The Fund is subject to the principal risks noted below, any of which may adversely affect the Fund's net asset value ("NAV"), trading price, yield, total return and ability to meet its investment objective, as well as other risks that are described in greater detail in the **Additional Information About the Funds** section of this Prospectus and in the Statement of Additional Information ("SAI"). The order of the below risk factors does not indicate the significance of any particular risk factor.

Asset Class Risk: Securities and other assets in the Underlying Index or otherwise held in the Fund's portfolio may underperform in comparison to the general securities markets, a particular securities market or other asset classes.

Derivatives Risk: The Fund will invest in options, a type of derivative instrument. Derivatives can be more sensitive to changes in interest rates or to sudden fluctuations in market prices than conventional securities, which can result in greater losses for the Fund. In addition, the prices of the derivative instruments and the prices of underlying securities, interest rates or currencies they are designed to reflect may not move together as expected. A risk of the Fund's use of derivatives is that the fluctuations in their values may not correlate perfectly with the relevant reference index. Derivatives are usually traded on margin, which may subject the Fund to margin calls. Margin calls may force the Fund to liquidate assets.

Equity Securities Risk: Equity securities are subject to changes in value, and their values may be more volatile than other asset classes, as a result of such factors as a company's business performance, investor perceptions, stock market trends and general economic conditions.

Capitalization Risk: Investing in issuers within the same market capitalization category carries the risk that the category may be out of favor due to current market conditions or investor sentiment.

Large-Capitalization Companies Risk: Large-capitalization companies may trail the returns of the overall stock market. Large-capitalization stocks tend to go through cycles of doing better - or worse - than the stock market in general. These periods have, in the past, lasted for as long as several years.

Covered Call Option Writing Risk: By writing covered call options in return for the receipt of premiums, the Fund will give up the opportunity to benefit from potential increases in the value of the Reference Index above the exercise prices of such options, but will continue to bear the risk of declines in the value of the Reference Index. The premiums received from the options may not be sufficient to offset any losses sustained from the volatility of the underlying stocks over time. As a result, the risks associated with writing covered call options may be similar to the risks associated with writing put options. In addition, the Fund's ability to sell the securities underlying the options will be limited while the options are in effect unless the Fund cancels out the option positions through the purchase of offsetting identical options prior to the expiration of the written options. Exchanges may suspend the trading of options in volatile markets. If trading is suspended, the Fund may be unable to write options at times that may be desirable or advantageous to do so, which may increase the risk of tracking error.

Focus Risk: To the extent that the Underlying Index focuses in investments related to a particular industry or group of industries, the Fund will also focus its investments to approximately the same extent. Similarly, if the Underlying Index has significant exposure to one or more sectors, the Fund's investments will likely have significant exposure to such sectors. In such event, the Fund's performance will be particularly susceptible to adverse events impacting such industry or sector, which may include, but are not limited to, the following: general economic conditions or cyclical market patterns that could negatively affect supply and demand; competition for resources; adverse labor relations; political or world events; obsolescence of technologies; and increased competition or new product introductions that may affect the profitability or viability of companies in a particular industry or sector. As a result, the value of the Fund's investments may rise and fall more than the value of shares of a fund that invests in securities of companies in a broader range of industries or sectors.

Risks Related to Investing in the Information Technology Sector: Companies in the information technology sector are subject to rapid changes in technology product cycles; rapid product obsolescence; government regulation; and increased competition, both domestically and internationally, including competition from foreign competitors with lower production costs. Information technology companies and companies that rely heavily on technology tend to be more volatile than the overall market and also are heavily dependent on patent and intellectual property rights. In addition, information technology companies may have limited product lines, markets, financial resources or personnel.

Geographic Risk: A natural, biological or other disaster could occur in a geographic region in which the Fund invests, which could affect the economy or particular business operations of companies in the specific geographic region, causing an adverse impact on the Fund's investments in the affected region or in a region economically tied to the affected region. The securities in which the Fund invests and, consequently, the Fund are also subject to specific risks as a result of their business operations, including, but not limited to:

Risk of Investing in Developed Markets: The Fund's investment in a developed country issuer may subject the Fund to regulatory, political, currency, security, economic and other risks associated with developed countries. Developed countries tend to represent a significant portion of the global economy and have generally experienced slower economic growth than some less developed countries. Certain developed countries have experienced security concerns, such as terrorism and strained international relations. Incidents involving a country's or region's security may cause uncertainty in its markets and may adversely affect its economy and the Fund's investments. In addition, developed

countries may be impacted by changes to the economic conditions of certain key trading partners, regulatory burdens, debt burdens and the price or availability of certain commodities.

Risk of Investing in the United States: A decrease in imports or exports, changes in trade regulations and/or an economic recession in the U.S. may have a material adverse effect on the U.S. economy.

Issuer Risk: Fund performance depends on the performance of individual companies in which the Fund invests. Changes to the financial condition of any of those companies may cause the value of such company's securities to decline.

Market Risk: Turbulence in the financial markets and reduced liquidity may negatively affect issuers, which could have an adverse effect on the Fund. If the securities held by the Fund experience poor liquidity, the Fund may be unable to transact at advantageous times or prices, which may decrease the Fund's returns. In addition, there is a risk that policy changes by central governments and governmental agencies, including the U.S. Federal Reserve or the European Central Bank, which could include increasing interest rates, could cause increased volatility in financial markets and lead to higher levels of Fund redemptions from Authorized Participants, which could have a negative impact on the Fund. Furthermore, local, regional or global events such as war, acts of terrorism, the spread of infectious illness or other public health issues, recessions, raising of interest rates, or other events could have a significant impact on the Fund and its investments and trading of its Shares. This increases the risk that monetary policy may provide less support should economic growth slow. Additionally, China's shift away from a zero-COVID policy creates both opportunities and risks, causing uncertainty for global economic growth. Market risk factors may result in increased volatility and/or decreased liquidity in the securities markets. The Fund's NAV could decline over short periods due to short-term market movements and over longer periods during market downturns.

Non-Diversification Risk: The Fund is classified as a "non-diversified" investment company under the Investment Company Act of 1940 ("1940 Act"). As a result, the Fund is subject to the risk that it may be more volatile than a diversified fund because the Fund may invest its assets in a smaller number of issuers or may invest a larger proportion of its assets in a single issuer. As a result, the gains and losses on a single investment may have a greater impact on the Fund's NAV and may make the Fund more volatile than more diversified funds.

Operational Risk: The Fund is exposed to operational risk arising from a number of factors, including but not limited to human error, processing and communication errors, errors of the Fund's service providers, counterparties or other third-parties, failed or inadequate processes and technology or systems failures. Additionally, cyber security failures or breaches of the electronic systems of the Fund, the Adviser, and the Fund's other service providers, market makers, Authorized Participants or the issuers of securities in which the Fund invests have the ability to cause disruptions and negatively impact the Fund's business operations, potentially resulting in financial losses to the Fund and its shareholders. The Fund and the Adviser seek to reduce these operational risks through controls and procedures. However, these measures do not address every possible risk and may be inadequate for those risks that they are intended to address.

Options Premium Tax Risk: The Fund's investment strategy may limit its ability to distribute dividends eligible for treatment as qualified dividend income, which for non-corporate shareholders are subject to federal income tax at rates of up to 20%. The Fund's investment strategy may also limit its ability to distribute dividends eligible for the dividends-received deduction for corporate shareholders. For these reasons, a significant portion of distributions received by Fund shareholders may be subject to tax at effective tax rates that are higher than the rates that would apply if the Fund were to engage in a different investment strategy. You should consult your tax advisor as to the tax consequences of acquiring, owning and disposing of Shares in the Fund.

Passive Investment Risk: The Fund is not actively managed, and the Adviser does not attempt to take defensive positions in declining markets. Unlike many investment companies, the Fund does not seek to outperform its Underlying Index. Therefore, it would not necessarily buy or sell a security unless that security is added or removed, respectively, from the Underlying Index, even if that security generally is underperforming. Additionally, if a constituent of the Underlying Index were removed, even outside of a regular rebalance of the Underlying Index, the Adviser anticipates that the Fund would sell such security. Maintaining investments in securities regardless of market conditions or the performance of individual securities could cause the Fund's return to be lower than if the Fund employed an active strategy.

Index-Related Risk: There is no guarantee that the Fund will achieve a high degree of correlation to the Underlying Index and therefore achieve its investment objective. Market disruptions and regulatory restrictions could have an adverse effect on the Fund's ability to adjust its exposure to the required levels in order to track the Underlying Index. Errors in index data, index computations and/or the construction of the Underlying Index in accordance with its methodology may occur from time to time and may not be identified and corrected by the Index Provider for a period of time or at all, which may have an adverse impact on the Fund and its shareholders.

Management Risk: The Fund may not fully replicate its Underlying Index and may hold securities not included in its Underlying Index. The Adviser's investment strategy, the implementation of which is subject to a number of constraints, may cause the Fund to underperform the market or its relevant benchmark or adversely affect the ability of the Fund to achieve its investment objective.

Tracking Error Risk: Tracking error may occur because of differences between the instruments held in the Fund's portfolio and those included in the Underlying Index, pricing differences, transaction costs incurred by the Fund, the Fund's holding of uninvested cash, size of the Fund, differences in timing of the accrual of or the valuation of dividends or interest, tax gains or losses, changes to the Underlying Index or the costs to the Fund of complying with various new or existing regulatory requirements. This risk may be heightened during times of increased market volatility or other unusual market conditions. Tracking error also may result because the Fund incurs fees and expenses, while the Underlying Index does not.

Risks Associated with Exchange-Traded Funds: As an ETF, the Fund is subject to the following risks:

Authorized Participants Concentration Risk: The Fund has a limited number of financial institutions that may act as Authorized Participants and engage in creation or redemption transactions directly with the Fund, and none of those Authorized Participants is obligated to engage in creation and/or redemption transactions. To the extent that those Authorized Participants exit the business or are unable to process creation and/or redemption orders, such as in times of market stress, Shares may be more likely to trade at a premium or discount to NAV and/or at wider intraday bid-ask spreads, and possibly face trading halts and/or delisting from an exchange.

Large Shareholder Risk: Redemptions by large shareholders could have a significant negative impact on the Fund. If a large shareholder were to redeem all, or a large portion, of its Shares, there is no guarantee that the Fund will be able to maintain sufficient assets to continue operations in which case the Board of Trustees may determine to liquidate the Fund. In addition, transactions by large shareholders may account for a large percentage of the trading volume on a national securities exchange and may, therefore, have a material upward or downward effect on the market price of the Shares.

Listing Standards Risk: The Fund is required to comply with listing requirements adopted by the listing exchange. Non-compliance with such requirements may result in the Fund's shares being delisted by the listing exchange. Any resulting liquidation of the Fund could cause the Fund to incur elevated transaction costs and could result in negative tax consequences for its shareholders.

Market Trading Risks and Premium/Discount Risks: Shares of the Fund are publicly traded on a national securities exchange, which may subject shareholders to numerous market trading risks. In stressed market conditions, the market for the Shares may become less liquid in response to the deteriorating liquidity of the Fund's portfolio. This adverse effect on the liquidity of the Shares, as well as disruptions to creations and redemptions, the existence of extreme market volatility or potential lack of assets in the Fund or an active trading market for Shares may result in Shares trading at a significant premium or discount to NAV. If a shareholder purchases Shares at a time when the market price is at a premium to the NAV or sells Shares at a time when the market price is at a discount to the NAV, the shareholder may sustain losses. The NAV of the Fund is calculated at the end of each business day and fluctuates with changes in the market value of the Fund's holdings. The trading price of the Fund's Shares fluctuates, in some cases materially, throughout trading hours in response to changes in the Fund's NAV.

Trading Halt Risk: An exchange or market may close or issue trading halts on specific securities, or the ability to buy or sell certain securities or financial instruments may be restricted, which may result in the Fund being unable to buy or sell certain securities or financial instruments. In such circumstances, the Fund may be unable to rebalance its portfolio, may be unable to accurately price its investments and/or may incur substantial trading losses.

Turnover Risk: The Fund may engage in frequent and active trading, which may significantly increase the Fund's portfolio turnover rate. At times, the Fund may have a portfolio turnover rate substantially greater than 100%. For example, a portfolio turnover rate of 300% is equivalent to the Fund buying and selling all of its securities three times during the course of a year. A high portfolio turnover rate would result in high brokerage costs for the Fund, may result in higher taxes when Shares are held in a taxable account and lower Fund performance.

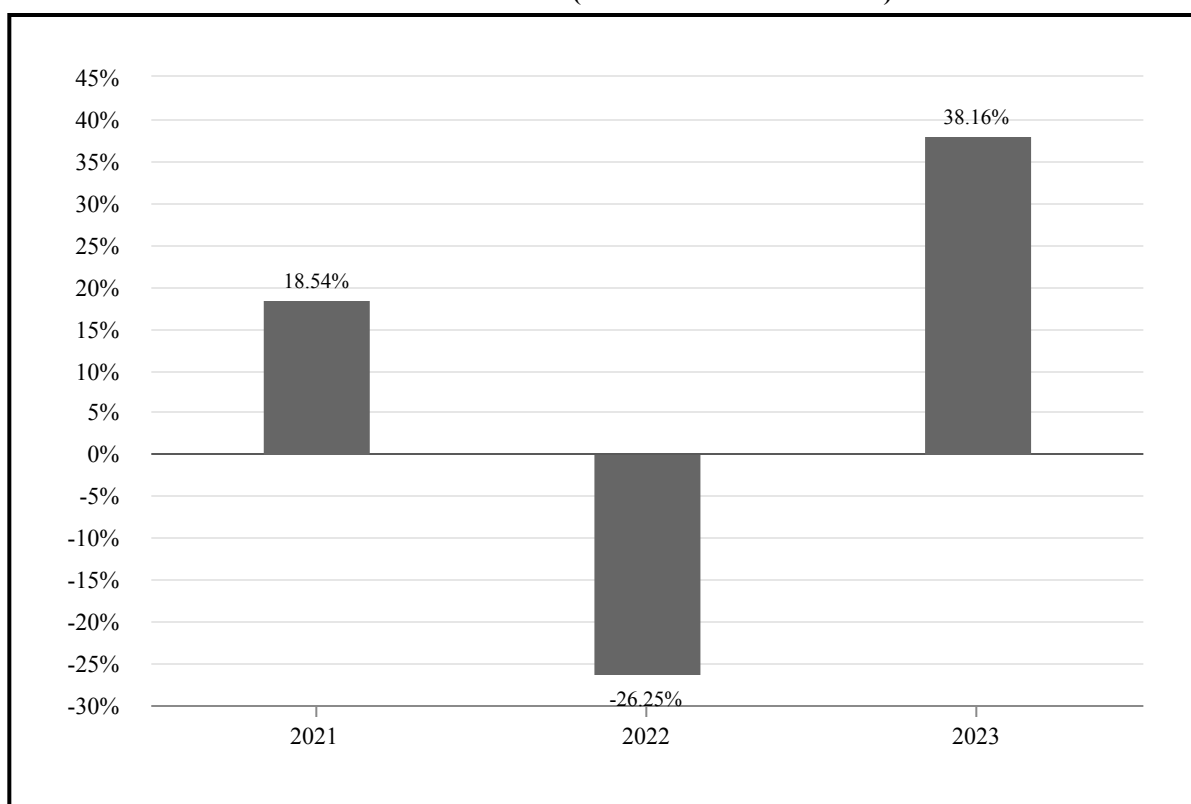
Valuation Risk: The sales price the Fund could receive for a security may differ from the Fund's valuation of the security and may differ from the value used by the Underlying Index, particularly for securities that trade in low value or volatile markets or

that are valued using a fair value methodology (such as during trading halts). The value of the securities in the Fund's portfolio may change on days when shareholders will not be able to purchase or sell the Fund's Shares.

PERFORMANCE INFORMATION

The bar chart and table that follow show how the Fund performed on a calendar year basis and provide an indication of the risks of investing in the Fund by showing changes in the Fund's performance from year to year and by showing how the Fund's average annual returns for the indicated periods compare with the Fund's benchmark index and a broad measure of market performance. The Fund's past performance (before and after taxes) is not necessarily indicative of how the Fund will perform in the future. Updated performance information is available online at www.globalxetfs.com.

Annual Total Returns (Years Ended December 31)



Best Quarter: 3/31/2023 15.85%
Worst Quarter: 6/30/2022 -18.31%

Average Annual Total Returns (for the Periods Ended December 31, 2023)

	One Year Ended December 31, 2023	Since Inception (09/18/2020)
Global X Nasdaq 100[®] Covered Call & Growth ETF:		
· Return before taxes	38.16%	10.53%
· Return after taxes on distributions ¹	37.62%	8.71%
· Return after taxes on distributions and sale of Fund Shares ¹	22.59%	7.35%
Cboe Nasdaq 100 Half BuyWrite V2 Index (net)		
(Index returns reflect invested dividends net of withholding taxes, but reflect no deduction for fees, expenses, or other taxes)	38.92%	11.16%
NASDAQ-100[®] Index (net)		
(Index returns reflect invested dividends net of withholding taxes, but reflect no deduction for fees, expenses, or other taxes)	55.13%	14.93%

¹ After-tax returns are calculated using the historical highest individual U.S. federal marginal income tax rates and do not reflect the impact of state and local taxes. Your actual after-tax returns will depend on your specific tax situation and may differ from those shown above. After-tax returns are not relevant to investors who hold Shares of the Fund through tax-advantaged arrangements, such as 401(k) plans or individual retirement accounts (IRAs).

FUND MANAGEMENT

Investment Adviser: Global X Management Company LLC.

Portfolio Managers: The professionals primarily responsible for the day-to-day management of the Fund are Nam To, CFA; Wayne Xie; Vanessa Yang; and Sandy Lu, CFA (“Portfolio Managers”). Messrs. To and Xie have been Portfolio Managers of

the Fund since the Fund's inception. Ms. Yang has been a Portfolio Manager of the Fund since December 2020. Mr. Lu has been a Portfolio Manager of the Fund since March 2022.

PURCHASE AND SALE OF FUND SHARES

Shares of the Fund are or will be listed and traded at market prices on a national securities exchange. Shares may only be purchased and sold on the exchange through a broker-dealer. The price of Shares is based on market price, and because ETF shares trade at market prices rather than at NAV, Shares may trade at a price greater than NAV (a premium) or less than NAV (a discount). Only “Authorized Participants” (as defined in the SAI) who have entered into agreements with the Fund’s distributor, SEI Investments Distribution Co. (“Distributor”), may engage in creation or redemption transactions directly with the Fund. The Fund will only issue or redeem Shares that have been aggregated into blocks called Creation Units. The Fund will issue or redeem Creation Units in return for a basket of cash and/or securities that the Fund specifies any day that the national securities exchanges are open for business (“Business Day”). An investor may incur costs attributable to the difference between the highest price a buyer is willing to pay to purchase shares of the Fund (bid) and the lowest price a seller is willing to accept for shares of the Fund (ask) when buying or selling shares in the secondary market (the “bid-ask spread”). To access information regarding the Fund’s net asset value, market price, premiums and discounts, and bid-ask spreads, please go to <https://www.globalxetfs.com>.

TAX INFORMATION

The Fund intends to make distributions that may be taxable to you as ordinary income or capital gains, unless you are investing through a tax-advantaged arrangement such as a 401(k) plan or an individual retirement account ("IRA"), in which case distributions from such tax-advantaged arrangement may be taxable to you.

PAYMENTS TO BROKER-DEALERS AND OTHER FINANCIAL INTERMEDIARIES

The Adviser and its related companies may pay broker-dealers or other financial intermediaries (such as a bank) for the sale of Fund Shares and related services. These payments may create a conflict of interest by influencing your broker-dealer, sales persons or other intermediary or its employees or associated persons to recommend the Fund over another investment. Ask your financial adviser or visit your financial intermediary's website for more information.

Global X S&P 500[®] Covered Call & Growth ETF

Ticker: XYLG Exchange: NYSE Arca

INVESTMENT OBJECTIVE

The Global X S&P 500[®] Covered Call & Growth ETF ("Fund") seeks to provide investment results that correspond generally to the price and yield performance, before fees and expenses, of the Cboe S&P 500 Half BuyWrite Index ("Underlying Index").

FEES AND EXPENSES

This table describes the fees and expenses that you may pay if you buy, hold, and sell shares ("Shares") of the Fund. You may pay other fees, such as brokerage commissions and other fees to financial intermediaries, which are not reflected in the table and examples below.

Annual Fund Operating Expenses (expenses that you pay each year as a percentage of the value of your investment):

Management Fees:	0.60%
Distribution and Service (12b-1) Fees:	None
Other Expenses: ¹	0.00%
Total Annual Fund Operating Expenses:	0.60%

¹ "Other Expenses" information has been restated from fiscal year amounts to reflect estimated fees and expenses for the upcoming fiscal year.

Example: The following example is intended to help you compare the cost of investing in the Fund with the cost of investing in other funds. This example does not take into account customary brokerage commissions that you pay when purchasing or selling Shares of the Fund in the secondary market. The example assumes that you invest \$10,000 in the Fund for the time periods indicated and then sell all of your Shares at the end of those periods. The example also assumes that your investment has a 5% return each year and that the Fund's operating expenses remain the same. Although your actual costs may be higher or lower, based on these assumptions, your costs would be:

One Year	Three Years	Five Years	Ten Years
\$61	\$192	\$335	\$750

Portfolio Turnover: The Fund pays transaction costs, such as commissions, when it buys and sells securities (or "turns over" its portfolio). A higher portfolio turnover rate may indicate higher transaction costs and may result in higher taxes when Shares are held in a taxable account. These costs, which are not reflected in annual fund operating expenses or in the example, affect the Fund's performance. During the most recent fiscal year, the Fund's portfolio turnover rate was 5.25% of the average value of its portfolio.

PRINCIPAL INVESTMENT STRATEGIES

The Fund invests at least 80% of its total assets in the securities of the Cboe S&P 500 Half BuyWrite Index ("Underlying Index"). The Fund's 80% investment policy is non-fundamental and requires 60 days prior written notice to shareholders before it can be changed.

The Underlying Index measures the performance of a theoretical portfolio that holds a portfolio of the stocks included in the S&P 500[®] Index (the "Reference Index"), and "writes" (or sells) a succession of one-month at-the-money covered call options on the Reference Index. The written covered call options on the Reference Index correspond to approximately 50% of the value of the portfolio of stocks in the Reference Index. The written covered call options on the Reference Index are held until expiration. The Reference Index is a float-adjusted market capitalization weighted index which measures the performance of the equity securities of 500 industrial, information technology, utility and financial companies amongst other GICS[®] sectors, regarded as generally representative of the U.S. stock market. A float-adjusted market capitalization weighted index weights each index component according to its market capitalization, using the number of shares that are readily available for purchase on the open market. In seeking to track the Underlying Index, the Fund follows a "buy-write" investment strategy on the Reference Index in which the Fund purchases the component securities of the Reference Index and also writes (or sells) call options that correspond to approximately 50% of the value of the portfolio of stocks in the Reference Index. By only writing call options on approximately 50% of the value of the portfolio of stocks in the Reference Index, the strategy can provide

income generation from the call options while allowing for some potential upside exposure to the growth of the underlying constituents of the Reference Index, relative to a 100% covered call strategy.

Each calendar month, the Fund will write (sell) a succession of one-month call options corresponding to approximately 50% of the value of the portfolio of stocks in the Reference Index and will cover such options by holding the component securities of the Reference Index. Each option written will (i) have an exercise price generally at or above the prevailing market price of the Reference Index; (ii) be traded on a national securities exchange; (iii) be held until the expiration date (i.e., generally the third Friday of the month) and be settled based on the final settlement price of the option; (iv) expire on its date of maturity (in the next calendar month); (v) only be subject to exercise on its expiration date; and (vi) be settled in cash.

In return for the payment of a premium to the Fund, a purchaser of the call options written by the Fund is entitled to receive a cash payment from the Fund equal to the difference between the value of the Reference Index and the exercise price of the option if the value of the option on the expiration date is above its exercise price. The Fund's covered call options may partially protect the Fund from a decline in the price of the Reference Index through means of the premiums received by the Fund. However, when the equity market is rallying rapidly, the Underlying Index is expected to underperform the Reference Index.

The Underlying Index is sponsored by S&P Dow Jones Indices LLC (the "Index Provider"), which is an organization that is independent of, and unaffiliated with, the Fund and Global X Management Company LLC, the investment adviser for the Fund ("Adviser"). The Fund's investment objective and Underlying Index may be changed without shareholder approval. The Index Provider determines the relative weightings of the securities in the underlying index and publishes or designates a third-party index calculation agent to publish information regarding the market value of the Underlying Index.

The Adviser uses a "passive" or indexing approach to try to achieve the Fund's investment objective. Unlike many investment companies, the Fund does not try to outperform the Underlying Index and does not seek temporary defensive positions when markets decline or appear overvalued.

The Fund generally will use a replication strategy. A replication strategy is an indexing strategy that involves investing in the securities of the Underlying Index in approximately the same proportions as in the Underlying Index. However, the Fund may utilize a representative sampling strategy with respect to the Underlying Index when a replication strategy might be detrimental or disadvantageous to shareholders, such as when there are practical difficulties or substantial costs involved in compiling a portfolio of equity securities to replicate the Underlying Index, in instances in which a security in the Underlying Index becomes temporarily illiquid, unavailable or less liquid, or as a result of legal restrictions or limitations (such as tax diversification requirements) that apply to the Fund but not the Underlying Index.

The Adviser expects that, over time, the correlation between the Fund's performance and that of the Underlying Index, before fees and expenses, will exceed 95%. A correlation percentage of 100% would indicate perfect correlation. If the Fund uses a replication strategy, it can be expected to have greater correlation to the Underlying Index than if it uses a representative sampling strategy.

The Fund concentrates its investments (i.e., holds 25% or more of its total assets) in a particular industry or group of industries to approximately the same extent that the Underlying Index is concentrated. As of December 31, 2023, the Underlying Index had significant exposure to the information technology sector.

SUMMARY OF PRINCIPAL RISKS

As with any investment, you could lose all or part of your investment in the Fund, and the Fund's performance could trail that of other investments. There is no guarantee that the Fund will achieve its investment objective. An investment in the Fund is not a bank deposit and it is not insured or guaranteed by the Federal Deposit Insurance Corporation or any other government agency, the Adviser or any of its affiliates. The Fund is subject to the principal risks noted below, any of which may adversely affect the Fund's net asset value ("NAV"), trading price, yield, total return and ability to meet its investment objective, as well as other risks that are described in greater detail in the **Additional Information About the Funds** section of this Prospectus and in the Statement of Additional Information ("SAI"). The order of the below risk factors does not indicate the significance of any particular risk factor.

Asset Class Risk: Securities and other assets in the Underlying Index or otherwise held in the Fund's portfolio may underperform in comparison to the general securities markets, a particular securities market or other asset classes.

Derivatives Risk: The Fund will invest in options, a type of derivative instrument. Derivatives can be more sensitive to changes in interest rates or to sudden fluctuations in market prices than conventional securities, which can result in

greater losses for the Fund. In addition, the prices of the derivative instruments and the prices of underlying securities, interest rates or currencies they are designed to reflect may not move together as expected. A risk of the Fund's use of derivatives is that the fluctuations in their values may not correlate perfectly with the relevant reference index. Derivatives are usually traded on margin, which may subject the Fund to margin calls. Margin calls may force the Fund to liquidate assets.

Equity Securities Risk: Equity securities are subject to changes in value, and their values may be more volatile than other asset classes, as a result of such factors as a company's business performance, investor perceptions, stock market trends and general economic conditions.

Capitalization Risk: Investing in issuers within the same market capitalization category carries the risk that the category may be out of favor due to current market conditions or investor sentiment.

Large-Capitalization Companies Risk: Large-capitalization companies may trail the returns of the overall stock market. Large-capitalization stocks tend to go through cycles of doing better - or worse - than the stock market in general. These periods have, in the past, lasted for as long as several years.

Covered Call Option Writing Risk: By writing covered call options in return for the receipt of premiums, the Fund will give up the opportunity to benefit from potential increases in the value of the Reference Index above the exercise prices of such options, but will continue to bear the risk of declines in the value of the Reference Index. The premiums received from the options may not be sufficient to offset any losses sustained from the volatility of the underlying stocks over time. As a result, the risks associated with writing covered call options may be similar to the risks associated with writing put options. In addition, the Fund's ability to sell the securities underlying the options will be limited while the options are in effect unless the Fund cancels out the option positions through the purchase of offsetting identical options prior to the expiration of the written options. Exchanges may suspend the trading of options in volatile markets. If trading is suspended, the Fund may be unable to write options at times that may be desirable or advantageous to do so, which may increase the risk of tracking error.

Focus Risk: To the extent that the Underlying Index focuses in investments related to a particular industry or group of industries, the Fund will also focus its investments to approximately the same extent. Similarly, if the Underlying Index has significant exposure to one or more sectors, the Fund's investments will likely have significant exposure to such sectors. In such event, the Fund's performance will be particularly susceptible to adverse events impacting such industry or sector, which may include, but are not limited to, the following: general economic conditions or cyclical market patterns that could negatively affect supply and demand; competition for resources; adverse labor relations; political or world events; obsolescence of technologies; and increased competition or new product introductions that may affect the profitability or viability of companies in a particular industry or sector. As a result, the value of the Fund's investments may rise and fall more than the value of shares of a fund that invests in securities of companies in a broader range of industries or sectors.

Risks Related to Investing in the Information Technology Sector: Companies in the information technology sector are subject to rapid changes in technology product cycles; rapid product obsolescence; government regulation; and increased competition, both domestically and internationally, including competition from foreign competitors with lower production costs. Information technology companies and companies that rely heavily on technology tend to be more volatile than the overall market and also are heavily dependent on patent and intellectual property rights. In addition, information technology companies may have limited product lines, markets, financial resources or personnel.

Geographic Risk: A natural, biological or other disaster could occur in a geographic region in which the Fund invests, which could affect the economy or particular business operations of companies in the specific geographic region, causing an adverse impact on the Fund's investments in the affected region or in a region economically tied to the affected region. The securities in which the Fund invests and, consequently, the Fund are also subject to specific risks as a result of their business operations, including, but not limited to:

Risk of Investing in Developed Markets: The Fund's investment in a developed country issuer may subject the Fund to regulatory, political, currency, security, economic and other risks associated with developed countries. Developed countries tend to represent a significant portion of the global economy and have generally experienced slower economic growth than some less developed countries. Certain developed countries have experienced security concerns, such as terrorism and strained international relations. Incidents involving a country's or region's security may cause uncertainty in its markets and may adversely affect its economy and the Fund's investments. In addition, developed countries may be impacted by changes to the economic conditions of certain key trading partners, regulatory burdens, debt burdens and the price or availability of certain commodities.

Risk of Investing in the United States: A decrease in imports or exports, changes in trade regulations and/or an economic recession in the U.S. may have a material adverse effect on the U.S. economy.

Issuer Risk: Fund performance depends on the performance of individual companies in which the Fund invests. Changes to the financial condition of any of those companies may cause the value of such company's securities to decline.

Market Risk: Turbulence in the financial markets and reduced liquidity may negatively affect issuers, which could have an adverse effect on the Fund. If the securities held by the Fund experience poor liquidity, the Fund may be unable to transact at advantageous times or prices, which may decrease the Fund's returns. In addition, there is a risk that policy changes by central governments and governmental agencies, including the U.S. Federal Reserve or the European Central Bank, which could include increasing interest rates, could cause increased volatility in financial markets and lead to higher levels of Fund redemptions from Authorized Participants, which could have a negative impact on the Fund. Furthermore, local, regional or global events such as war, acts of terrorism, the spread of infectious illness or other public health issues, recessions, raising of interest rates, or other events could have a significant impact on the Fund and its investments and trading of its Shares. This increases the risk that monetary policy may provide less support should economic growth slow. Additionally, China's shift away from a zero-COVID policy creates both opportunities and risks, causing uncertainty for global economic growth. Market risk factors may result in increased volatility and/or decreased liquidity in the securities markets. The Fund's NAV could decline over short periods due to short-term market movements and over longer periods during market downturns.

Operational Risk: The Fund is exposed to operational risk arising from a number of factors, including but not limited to human error, processing and communication errors, errors of the Fund's service providers, counterparties or other third-parties, failed or inadequate processes and technology or systems failures. Additionally, cyber security failures or breaches of the electronic systems of the Fund, the Adviser, and the Fund's other service providers, market makers, Authorized Participants or the issuers of securities in which the Fund invests have the ability to cause disruptions and negatively impact the Fund's business operations, potentially resulting in financial losses to the Fund and its shareholders. The Fund and the Adviser seek to reduce these operational risks through controls and procedures. However, these measures do not address every possible risk and may be inadequate for those risks that they are intended to address.

Options Premium Tax Risk: The Fund's investment strategy may limit its ability to distribute dividends eligible for treatment as qualified dividend income, which for non-corporate shareholders are subject to federal income tax at rates of up to 20%. The Fund's investment strategy may also limit its ability to distribute dividends eligible for the dividends-received deduction for corporate shareholders. For these reasons, a significant portion of distributions received by Fund shareholders may be subject to tax at effective tax rates that are higher than the rates that would apply if the Fund were to engage in a different investment strategy. You should consult your tax advisor as to the tax consequences of acquiring, owning and disposing of Shares in the Fund.

Passive Investment Risk: The Fund is not actively managed, and the Adviser does not attempt to take defensive positions in declining markets. Unlike many investment companies, the Fund does not seek to outperform its Underlying Index. Therefore, it would not necessarily buy or sell a security unless that security is added or removed, respectively, from the Underlying Index, even if that security generally is underperforming. Additionally, if a constituent of the Underlying Index were removed, even outside of a regular rebalance of the Underlying Index, the Adviser anticipates that the Fund would sell such security. Maintaining investments in securities regardless of market conditions or the performance of individual securities could cause the Fund's return to be lower than if the Fund employed an active strategy.

Index-Related Risk: There is no guarantee that the Fund will achieve a high degree of correlation to the Underlying Index and therefore achieve its investment objective. Market disruptions and regulatory restrictions could have an adverse effect on the Fund's ability to adjust its exposure to the required levels in order to track the Underlying Index. Errors in index data, index computations and/or the construction of the Underlying Index in accordance with its methodology may occur from time to time and may not be identified and corrected by the Index Provider for a period of time or at all, which may have an adverse impact on the Fund and its shareholders.

Management Risk: The Fund may not fully replicate its Underlying Index and may hold securities not included in its Underlying Index. The Adviser's investment strategy, the implementation of which is subject to a number of constraints, may cause the Fund to underperform the market or its relevant benchmark or adversely affect the ability of the Fund to achieve its investment objective.

Tracking Error Risk: Tracking error may occur because of differences between the instruments held in the Fund's portfolio and those included in the Underlying Index, pricing differences, transaction costs incurred by the Fund, the Fund's holding of uninvested cash, size of the Fund, differences in timing of the accrual of or the valuation of

dividends or interest, tax gains or losses, changes to the Underlying Index or the costs to the Fund of complying with various new or existing regulatory requirements. This risk may be heightened during times of increased market volatility or other unusual market conditions. Tracking error also may result because the Fund incurs fees and expenses, while the Underlying Index does not.

Risks Associated with Exchange-Traded Funds: As an ETF, the Fund is subject to the following risks:

Authorized Participants Concentration Risk: The Fund has a limited number of financial institutions that may act as Authorized Participants and engage in creation or redemption transactions directly with the Fund, and none of those Authorized Participants is obligated to engage in creation and/or redemption transactions. To the extent that those Authorized Participants exit the business or are unable to process creation and/or redemption orders, such as in times of market stress, Shares may be more likely to trade at a premium or discount to NAV and/or at wider intraday bid-ask spreads, and possibly face trading halts and/or delisting from an exchange.

Large Shareholder Risk: Redemptions by large shareholders could have a significant negative impact on the Fund. If a large shareholder were to redeem all, or a large portion, of its Shares, there is no guarantee that the Fund will be able to maintain sufficient assets to continue operations in which case the Board of Trustees may determine to liquidate the Fund. In addition, transactions by large shareholders may account for a large percentage of the trading volume on a national securities exchange and may, therefore, have a material upward or downward effect on the market price of the Shares.

Listing Standards Risk: The Fund is required to comply with listing requirements adopted by the listing exchange. Non-compliance with such requirements may result in the Fund's shares being delisted by the listing exchange. Any resulting liquidation of the Fund could cause the Fund to incur elevated transaction costs and could result in negative tax consequences for its shareholders.

Market Trading Risks and Premium/Discount Risks: Shares of the Fund are publicly traded on a national securities exchange, which may subject shareholders to numerous market trading risks. In stressed market conditions, the market for the Shares may become less liquid in response to the deteriorating liquidity of the Fund's portfolio. This adverse effect on the liquidity of the Shares, as well as disruptions to creations and redemptions, the existence of extreme market volatility or potential lack of assets in the Fund or an active trading market for Shares may result in Shares trading at a significant premium or discount to NAV. If a shareholder purchases Shares at a time when the market price is at a premium to the NAV or sells Shares at a time when the market price is at a discount to the NAV, the shareholder may sustain losses. The NAV of the Fund is calculated at the end of each business day and fluctuates with changes in the market value of the Fund's holdings. The trading price of the Fund's Shares fluctuates, in some cases materially, throughout trading hours in response to changes in the Fund's NAV.

Trading Halt Risk: An exchange or market may close or issue trading halts on specific securities, or the ability to buy or sell certain securities or financial instruments may be restricted, which may result in the Fund being unable to buy or sell certain securities or financial instruments. In such circumstances, the Fund may be unable to rebalance its portfolio, may be unable to accurately price its investments and/or may incur substantial trading losses.

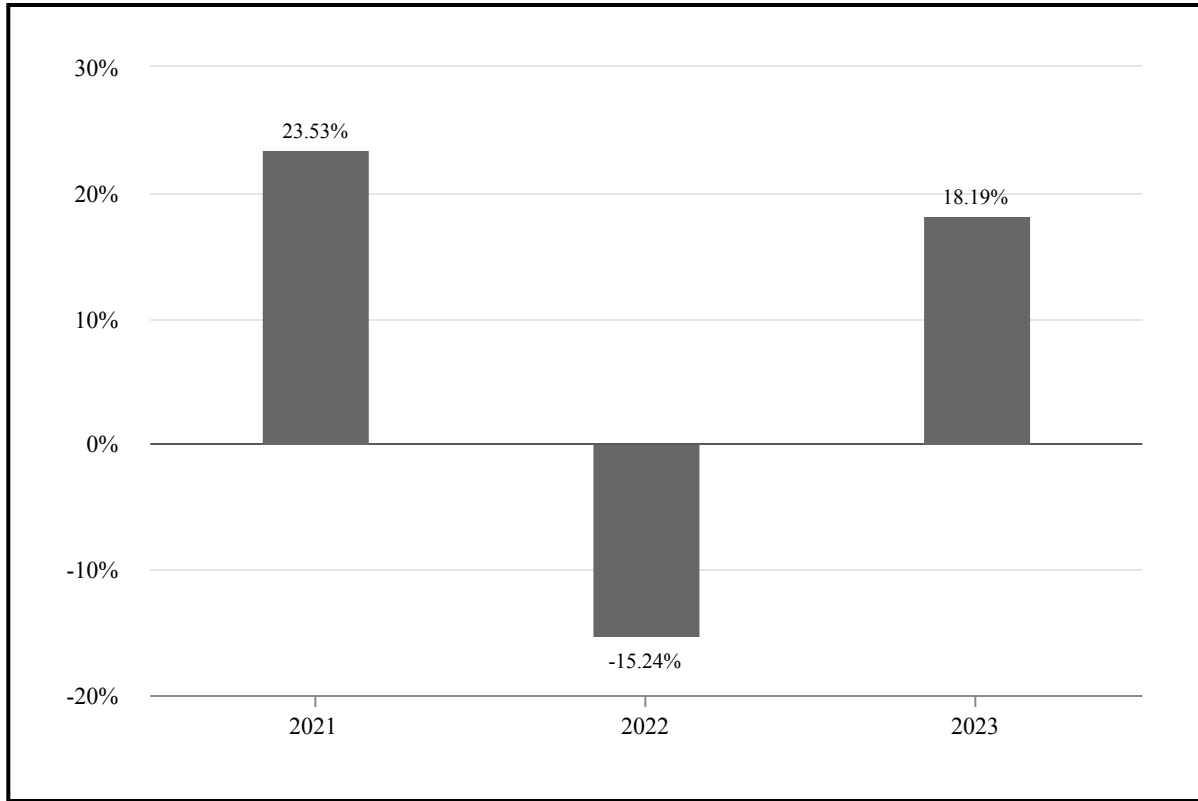
Turnover Risk: The Fund may engage in frequent and active trading, which may significantly increase the Fund's portfolio turnover rate. At times, the Fund may have a portfolio turnover rate substantially greater than 100%. For example, a portfolio turnover rate of 300% is equivalent to the Fund buying and selling all of its securities three times during the course of a year. A high portfolio turnover rate would result in high brokerage costs for the Fund, may result in higher taxes when Shares are held in a taxable account and lower Fund performance.

Valuation Risk: The sales price the Fund could receive for a security may differ from the Fund's valuation of the security and may differ from the value used by the Underlying Index, particularly for securities that trade in low value or volatile markets or that are valued using a fair value methodology (such as during trading halts). The value of the securities in the Fund's portfolio may change on days when shareholders will not be able to purchase or sell the Fund's Shares.

PERFORMANCE INFORMATION

The bar chart and table that follow show how the Fund performed on a calendar year basis and provide an indication of the risks of investing in the Fund by showing changes in the Fund's performance from year to year and by showing how the Fund's average annual returns for the indicated periods compare with the Fund's benchmark index and a broad measure of market performance. The Fund's past performance (before and after taxes) is not necessarily indicative of how the Fund will perform in the future. Updated performance information is available online at www.globalxetfs.com.

Annual Total Returns (Years Ended December 31)



Best Quarter: 12/31/2021 9.04%
Worst Quarter: 6/30/2022 -13.72%

Average Annual Total Returns (for the Periods Ended December 31, 2023)

	One Year Ended December 31, 2023	Since Inception (09/18/2020)
Global X S&P 500[®] Covered Call & Growth ETF:		
·Return before taxes	18.19%	10.12%
·Return after taxes on distributions ¹	17.83%	8.58%
·Return after taxes on distributions and sale of Fund Shares ¹	10.76%	7.17%
Cboe S&P 500 Half BuyWrite Index (net)		
(Index returns reflect invested dividends net of withholding taxes, but reflect no deduction for fees, expenses, or other taxes)	19.00%	10.96%
S&P 500[®] Index (net)		
(Index returns reflect invested dividends net of withholding taxes, but reflect no deduction for fees, expenses, or other taxes)	26.29%	13.43%

¹ *After-tax returns are calculated using the historical highest individual U.S. federal marginal income tax rates and do not reflect the impact of state and local taxes. Your actual after-tax returns will depend on your specific tax situation and may differ from those shown above. After-tax returns are not relevant to investors who hold Shares of the Fund through tax-advantaged arrangements, such as 401(k) plans or individual retirement accounts (IRAs).*

FUND MANAGEMENT

Investment Adviser: Global X Management Company LLC.

Portfolio Managers: The professionals primarily responsible for the day-to-day management of the Fund are Nam To, CFA; Wayne Xie; Vanessa Yang; and Sandy Lu, CFA (“Portfolio Managers”). Messrs. To and Xie have been Portfolio Managers of the Fund since the Fund's inception. Ms. Yang has been a Portfolio Manager of the Fund since December 2020. Mr. Lu has been a Portfolio Manager of the Fund since March 2022.

PURCHASE AND SALE OF FUND SHARES

Shares of the Fund are or will be listed and traded at market prices on a national securities exchange. Shares may only be purchased and sold on the exchange through a broker-dealer. The price of Shares is based on market price, and because ETF shares trade at market prices rather than at NAV, Shares may trade at a price greater than NAV (a premium) or less than NAV (a discount). Only “Authorized Participants” (as defined in the SAI) who have entered into agreements with the Fund's distributor, SEI Investments Distribution Co. (“Distributor”), may engage in creation or redemption transactions directly with the Fund. The Fund will only issue or redeem Shares that have been aggregated into blocks called Creation Units. The Fund will issue or redeem Creation Units in return for a basket of cash and/or securities that the Fund specifies any day that the national securities exchanges are open for business (“Business Day”). An investor may incur costs attributable to the difference between the highest price a buyer is willing to pay to purchase shares of the Fund (bid) and the lowest price a seller is willing to accept for shares of the Fund (ask) when buying or selling shares in the secondary market (the “bid-ask spread”). To access information regarding the Fund's net asset value, market price, premiums and discounts, and bid-ask spreads, please go to <https://www.globalxetfs.com>.

TAX INFORMATION

The Fund intends to make distributions that may be taxable to you as ordinary income or capital gains, unless you are investing through a tax-advantaged arrangement such as a 401(k) plan or an individual retirement account (“IRA”), in which case distributions from such tax-advantaged arrangement may be taxable to you.

PAYMENTS TO BROKER-DEALERS AND OTHER FINANCIAL INTERMEDIARIES

The Adviser and its related companies may pay broker-dealers or other financial intermediaries (such as a bank) for the sale of Fund Shares and related services. These payments may create a conflict of interest by influencing your broker-dealer, sales persons or other intermediary or its employees or associated persons to recommend the Fund over another investment. Ask your financial adviser or visit your financial intermediary's website for more information.

Global X NASDAQ 100[®] Risk Managed Income ETF

Ticker: QRMI Exchange: NASDAQ

INVESTMENT OBJECTIVE

The Global X NASDAQ 100[®] Risk Managed Income ETF ("Fund") seeks to provide investment results that correspond generally to the price and yield performance, before fees and expenses, of the Nasdaq-100 Monthly Net Credit Collar 95-100 Index ("Underlying Index").

FEES AND EXPENSES

This table describes the fees and expenses that you may pay if you buy and hold shares ("Shares") of the Fund. You may pay other fees, such as brokerage commissions and other fees to financial intermediaries, which are not reflected in the tables and examples below.

Annual Fund Operating Expenses (expenses that you pay each year as a percentage of the value of your investment):

Management Fees:	0.60%
Distribution and Service (12b-1) Fees:	None
Other Expenses:	0.01%
Total Annual Fund Operating Expenses:	0.61%

Example: The following example is intended to help you compare the cost of investing in the Fund with the cost of investing in other funds. This example does not take into account customary brokerage commissions that you pay when purchasing or selling Shares of the Fund in the secondary market. The example assumes that you invest \$10,000 in the Fund for the time periods indicated and then sell all of your Shares at the end of those periods. The example also assumes that your investment has a 5% return each year and that the Fund's operating expenses remain the same. Although your actual costs may be higher or lower, based on these assumptions, your costs would be:

One Year	Three Years	Five Years	Ten Years
\$62	\$195	\$340	\$762

Portfolio Turnover: The Fund pays transaction costs, such as commissions, when it buys and sells securities (or "turns over" its portfolio). A higher portfolio turnover rate may indicate higher transaction costs and may result in higher taxes when Shares are held in a taxable account. These costs, which are not reflected in annual fund operating expenses or in the example, affect the Fund's performance. During the most recent fiscal year, the Fund's portfolio turnover rate was 22.73% of the average value of its portfolio.

PRINCIPAL INVESTMENT STRATEGIES

The Fund invests at least 80% of its total assets in the securities of the Nasdaq-100 Monthly Net Credit Collar 95-100 Index ("Underlying Index"). The Fund's 80% investment policy is non-fundamental and requires 60 days prior written notice to shareholders before it can be changed.

The Underlying Index measures the performance of a risk managed income strategy that holds the underlying stocks of the NASDAQ 100[®] Index and applies an options collar strategy (i.e., a mix of short (sold) call options and long (purchased) put options) on the NASDAQ 100[®] Index. The Underlying Index specifically reflects the performance of the component securities of the NASDAQ 100[®] Index, combined with a long position in 5% out-of-the money ("OTM") put options and a short position in at-the-money ("ATM") call options, each corresponding to the value of the portfolio of stocks in the NASDAQ 100[®] Index. The options collar seeks to generate a net-credit, meaning that the premium received from the sale of the call options will be greater than the premium paid when buying the put options. The implications of the long put option and short call option are described in more detail here:

Put Options - When an investor purchases a put option, the investor pays an amount (premium) to acquire the right (but not the obligation) to sell shares of a reference asset at a specified exercise ("strike") price on the expiration date. If the reference asset closes below the strike price as of the expiration date and the investor exercises the put option, the investor will be entitled to receive the difference between the value of the reference asset and the strike price. If the

reference asset closes above the strike price as of the expiration date, the put option may end up worthless and the investor's loss is limited to the amount of premium it paid.

Call Options – When an investor sells a call option, the investor receives a premium in exchange for an obligation to sell shares of a reference asset at a strike price on the expiration date if the buyer of the call option exercises it. If the reference asset closes above the strike price as of the expiration date and the buyer exercises the call option, the investor will have to pay the difference between the value of the reference asset and the strike price. If the reference asset closes below the strike price as of the expiration date, the call option may end up worthless and the investor retains the premium.

On a monthly basis, the Underlying Index will take long positions in monthly put options with an exercise price generally at 5% below the prevailing market price of the NASDAQ 100[®] Index and take short positions in monthly call options with an exercise price generally at the prevailing market price of the NASDAQ 100[®] Index. However, if put and/or call options with those precise strike prices are unavailable, the Underlying Index will instead select the put option with the strike price closest to 5% below the prevailing market price of the NASDAQ 100[®] Index, and call options with the strike price closest to the prevailing market price of the NASDAQ 100[®] Index. Each option position will (i) be traded on a national securities exchange; (ii) be held until the expiration date; (iii) expire on its date of maturity (in the next calendar month); (iv) only be subject to exercise on its expiration date; and (v) be settled in cash.

The NASDAQ 100[®] Index is a modified market capitalization weighted index containing equity securities of the 100 largest non-financial companies listed on the NASDAQ Stock Market. Modified capitalization weighting seeks to weight constituents primarily based on market capitalization, but subject to caps on the weights of the individual securities. Generally speaking, this approach will limit the amount of concentration in the largest market capitalization companies and increase company-level diversification. The Fund's investment objective and Underlying Index may be changed without shareholder approval.

The Underlying Index is sponsored by Nasdaq, Inc. (the "Index Provider"), which is an organization that is independent of, and unaffiliated with, the Fund and Global X Management Company LLC, the investment adviser for the Fund ("Adviser"). In addition, any determinations related to the constituents of the Underlying Index are made independent of the Fund's portfolio managers. The Index Provider determines the relative weightings of the securities in the Underlying Index and publishes or designates a third-party index calculation agent to publish information regarding the market value of the Underlying Index.

The Adviser uses a "passive" or indexing approach to try to achieve the Fund's investment objective. Unlike many investment companies, the Fund does not try to "outperform" the Underlying Index and does not seek temporary defensive positions when markets decline or appear overvalued. The call options sold by the Fund will be collateralized by the Fund's equity holdings at the time the Fund sells the options. By purchasing put options and selling call options on the value of the portfolio of stocks in the NASDAQ 100[®] Index, the Fund's collar strategy may generate income while protecting the Fund from a significant decline in the price of the NASDAQ 100[®] Index, if the put options become in the money. If the value of the NASDAQ 100[®] Index is below the strike price of the Fund's put options positions upon the expiration of the put option, then at expiration the put will be worth the difference between the strike price and the value of the NASDAQ 100[®] Index, so the value of the put option would protect the Fund from further losses below the strike price of the put. For example, if the NASDAQ 100[®] Index were to fall by 15% from the time the put option was purchased to the time the put option expired, then the put option would be expected to have a value equal to approximately 10% of the value the portfolio had at the time when the put option was purchased, which would limit the Fund's loss from the decrease in the NASDAQ 100[®] Index over the relevant period to 5%. The value of protection the Fund provides from declines in the price of the NASDAQ 100[®] Index during the period a given put option contract is held will vary depending on the relative difference between the strike price of the Fund's put option position and the price of the NASDAQ 100[®] Index. Similarly, if the level of the NASDAQ 100[®] Index is above the strike price of the Fund's call options positions upon the expiration of the call option, then at expiration the Fund would owe the purchaser of the call option the difference between the strike price and the value of the NASDAQ 100[®] Index, so the amount owed with respect to the call option offset any gains the Fund may experience from the securities held. For example, if the NASDAQ 100[®] Index were to increase by 15% from the time the call option was sold to the time the call option expired, then the call option would be expected to have a value equal to approximately 15% of the value the portfolio had at the time when the put option was purchased, which offset all of the Fund's gains from the increase in the NASDAQ 100[®] Index over the relevant period. However, if the price of the NASDAQ 100[®] Index is below the strike price of the Fund's call options positions at expiry, the call options will expire worthless and the Fund will retain the premium. An investor that purchases Fund shares other than on the day that the Fund takes long positions in monthly put options and short positions in monthly call options, or who sells shares other than on the day that the put options and call options expire, may experience different investment returns, depending on the relative difference between the strike price of the Fund's put options positions and call options positions, and the price of the NASDAQ 100[®] Index.

The Fund generally will use a replication strategy. A replication strategy is an indexing strategy that involves investing in the securities of the Underlying Index in approximately the same proportions as in the Underlying Index. However, the Fund may utilize a representative sampling strategy with respect to the Underlying Index when a replication strategy might be detrimental to shareholders, such as when there are practical difficulties or substantial costs involved in compiling a portfolio of equity securities to follow the Underlying Index, in instances in which a security in the Underlying Index becomes temporarily illiquid, unavailable or less liquid, or as a result of legal restrictions or limitations (such as tax diversification requirements) that apply to the Fund but not the Underlying Index.

The Adviser expects that, over time, the correlation between the Fund's performance and that of the Underlying Index, before fees and expenses, will exceed 95%. A correlation percentage of 100% would indicate perfect correlation. If the Fund uses a replication strategy, it can be expected to have greater correlation to the Underlying Index than if it uses a representative sampling strategy.

The Fund concentrates its investments (i.e., holds 25% or more of its total assets) in a particular industry or group of industries to approximately the same extent that the Underlying Index is concentrated. As of December 31, 2023, the Underlying Index had significant exposure to the information technology sector. The Fund is classified as "non-diversified," which means it may invest a larger percentage of its assets in a smaller number of issuers than a diversified fund.

SUMMARY OF PRINCIPAL RISKS

As with any investment, you could lose all or part of your investment in the Fund, and the Fund's performance could trail that of other investments. There is no guarantee that the Fund will achieve its investment objective. An investment in the Fund is not a bank deposit and it is not insured or guaranteed by the Federal Deposit Insurance Corporation or any other government agency, the Adviser or any of its affiliates. The Fund is subject to the principal risks noted below, any of which may adversely affect the Fund's net asset value ("NAV"), trading price, yield, total return and ability to meet its investment objective, as well as other risks that are described in greater detail in the **Additional Information About the Funds** section of this Prospectus and in the Statement of Additional Information ("SAI"). The order of the below risk factors does not indicate the significance of any particular risk factor.

Asset Class Risk: Securities and other assets in the Underlying Index or otherwise held in the Fund's portfolio may underperform in comparison to the general securities markets, a particular securities market or other asset classes.

Collar Option Risk: The Fund's collar strategy will consist of a mix of short call options positions and long put options positions. By selling call options in return for the receipt of premiums, the Fund will give up the opportunity to benefit from potential increases in the value of the NASDAQ 100[®] Index above the exercise prices of such options. By purchasing put options in return for the payment of premiums, the Fund may be protected from a significant decline in the price of the NASDAQ 100[®] Index if the put options become in the money, but during periods where the NASDAQ 100[®] Index appreciates, the Fund will underperform due to the cost of the premiums paid. Investors who purchase shares of the Fund outside of when the Fund's short call options positions and long put options positions are put on may experience different levels of downside protection and upside participation depending on market performance. In addition, the Fund's ability to sell the securities underlying the options will be limited while the options are in effect unless the Fund cancels out the options positions through the purchase or sale of offsetting identical options prior to the expiration of the options. Exchanges may suspend the trading of options in volatile markets. If trading is suspended, the Fund may be unable to purchase or sell options at times that may be desirable or advantageous to do so, which may increase the risk of tracking error.

Derivatives Risk: The Fund will invest in options, a type of derivative instrument. Derivatives can be more sensitive to changes in interest rates or to sudden fluctuations in market prices than conventional securities, which can result in greater losses for the Fund. In addition, the prices of the derivative instruments and the prices of underlying securities, interest rates or currencies they are designed to reflect may not move together as expected. A risk of the Fund's use of derivatives is that the fluctuations in their values may not correlate perfectly with the relevant reference index. Derivatives are usually traded on margin, which may subject the Fund to margin calls. Margin calls may force the Fund to liquidate assets.

Equity Securities Risk: Equity securities are subject to changes in value, and their values may be more volatile than other asset classes, as a result of such factors as a company's business performance, investor perceptions, stock market trends and general economic conditions.

Capitalization Risk: Investing in issuers within the same market capitalization category carries the risk that the category may be out of favor due to current market conditions or investor sentiment.

Large-Capitalization Companies Risk: Large-capitalization companies may trail the returns of the overall stock market. Large-capitalization stocks tend to go through cycles of doing better - or worse - than the stock market in general. These periods have, in the past, lasted for as long as several years.

Focus Risk: To the extent that the Underlying Index focuses in investments related to a particular industry or group of industries, the Fund will also focus its investments to approximately the same extent. Similarly, if the Underlying Index has significant exposure to one or more sectors, the Fund's investments will likely have significant exposure to such sectors. In such event, the Fund's performance will be particularly susceptible to adverse events impacting such industry or sector, which may include, but are not limited to, the following: general economic conditions or cyclical market patterns that could negatively affect supply and demand; competition for resources; adverse labor relations; political or world events; obsolescence of technologies; and increased competition or new product introductions that may affect the profitability or viability of companies in a particular industry or sector. As a result, the value of the Fund's investments may rise and fall more than the value of shares of a fund that invests in securities of companies in a broader range of industries or sectors.

Risks Related to Investing in the Information Technology Sector: Companies in the information technology sector are subject to rapid changes in technology product cycles; rapid product obsolescence; government regulation; and increased competition, both domestically and internationally, including competition from foreign competitors with lower production costs. Information technology companies and companies that rely heavily on technology tend to be more volatile than the overall market and also are heavily dependent on patent and intellectual property rights. In addition, information technology companies may have limited product lines, markets, financial resources or personnel.

Geographic Risk: A natural, biological or other disaster could occur in a geographic region in which the Fund invests, which could affect the economy or particular business operations of companies in the specific geographic region, causing an adverse impact on the Fund's investments in the affected region or in a region economically tied to the affected region. The securities in which the Fund invests and, consequently, the Fund are also subject to specific risks as a result of their business operations, including, but not limited to:

Risk of Investing in Developed Markets: The Fund's investment in a developed country issuer may subject the Fund to regulatory, political, currency, security, economic and other risks associated with developed countries. Developed countries tend to represent a significant portion of the global economy and have generally experienced slower economic growth than some less developed countries. Certain developed countries have experienced security concerns, such as terrorism and strained international relations. Incidents involving a country's or region's security may cause uncertainty in its markets and may adversely affect its economy and the Fund's investments. In addition, developed countries may be impacted by changes to the economic conditions of certain key trading partners, regulatory burdens, debt burdens and the price or availability of certain commodities.

Risk of Investing in the United States: A decrease in imports or exports, changes in trade regulations and/or an economic recession in the U.S. may have a material adverse effect on the U.S. economy.

Issuer Risk: Fund performance depends on the performance of individual companies in which the Fund invests. Changes to the financial condition of any of those companies may cause the value of such company's securities to decline.

Market Risk: Turbulence in the financial markets and reduced liquidity may negatively affect issuers, which could have an adverse effect on the Fund. If the securities held by the Fund experience poor liquidity, the Fund may be unable to transact at advantageous times or prices, which may decrease the Fund's returns. In addition, there is a risk that policy changes by central governments and governmental agencies, including the U.S. Federal Reserve or the European Central Bank, which could include increasing interest rates, could cause increased volatility in financial markets and lead to higher levels of Fund redemptions from Authorized Participants, which could have a negative impact on the Fund. Furthermore, local, regional or global events such as war, acts of terrorism, the spread of infectious illness or other public health issues, recessions, raising of interest rates, or other events could have a significant impact on the Fund and its investments and trading of its Shares. This increases the risk that monetary policy may provide less support should economic growth slow. Additionally, China's shift away from a zero-COVID policy creates both opportunities and risks, causing uncertainty for global economic growth. Market risk factors may result in increased volatility and/or decreased liquidity in the securities markets. The Fund's NAV could decline over short periods due to short-term market movements and over longer periods during market downturns.

Non-Diversification Risk: The Fund is classified as a “non-diversified” investment company under the Investment Company Act of 1940 (“1940 Act”). As a result, the Fund is subject to the risk that it may be more volatile than a diversified fund because the Fund may invest its assets in a smaller number of issuers or may invest a larger proportion of its assets in a single issuer. As a result, the gains and losses on a single investment may have a greater impact on the Fund’s NAV and may make the Fund more volatile than more diversified funds.

Operational Risk: The Fund is exposed to operational risk arising from a number of factors, including but not limited to human error, processing and communication errors, errors of the Fund’s service providers, counterparties or other third-parties, failed or inadequate processes and technology or systems failures. Additionally, cyber security failures or breaches of the electronic systems of the Fund, the Adviser, and the Fund’s other service providers, market makers, Authorized Participants or the issuers of securities in which the Fund invests have the ability to cause disruptions and negatively impact the Fund’s business operations, potentially resulting in financial losses to the Fund and its shareholders. The Fund and the Adviser seek to reduce these operational risks through controls and procedures. However, these measures do not address every possible risk and may be inadequate for those risks that they are intended to address.

Options Premium Tax Risk: The Fund’s investment strategy may limit its ability to distribute dividends eligible for treatment as qualified dividend income, which for non-corporate shareholders are subject to federal income tax at rates of up to 20%. The Fund’s investment strategy may also limit its ability to distribute dividends eligible for the dividends-received deduction for corporate shareholders. For these reasons, a significant portion of distributions received by Fund shareholders may be subject to tax at effective tax rates that are higher than the rates that would apply if the Fund were to engage in a different investment strategy. You should consult your tax advisor as to the tax consequences of acquiring, owning and disposing of Shares in the Fund.

Passive Investment Risk: The Fund is not actively managed, and the Adviser does not attempt to take defensive positions in declining markets. Unlike many investment companies, the Fund does not seek to outperform its Underlying Index. Therefore, it would not necessarily buy or sell a security unless that security is added or removed, respectively, from the Underlying Index, even if that security generally is underperforming. Additionally, if a constituent of the Underlying Index were removed, even outside of a regular rebalance of the Underlying Index, the Adviser anticipates that the Fund would sell such security. Maintaining investments in securities regardless of market conditions or the performance of individual securities could cause the Fund’s return to be lower than if the Fund employed an active strategy.

Index-Related Risk: There is no guarantee that the Fund will achieve a high degree of correlation to the Underlying Index and therefore achieve its investment objective. Market disruptions and regulatory restrictions could have an adverse effect on the Fund’s ability to adjust its exposure to the required levels in order to track the Underlying Index. Errors in index data, index computations and/or the construction of the Underlying Index in accordance with its methodology may occur from time to time and may not be identified and corrected by the Index Provider for a period of time or at all, which may have an adverse impact on the Fund and its shareholders.

Management Risk: The Fund may not fully replicate its Underlying Index and may hold securities not included in its Underlying Index. The Adviser’s investment strategy, the implementation of which is subject to a number of constraints, may cause the Fund to underperform the market or its relevant benchmark or adversely affect the ability of the Fund to achieve its investment objective.

Tracking Error Risk: Tracking error may occur because of differences between the instruments held in the Fund’s portfolio and those included in the Underlying Index, pricing differences, transaction costs incurred by the Fund, the Fund’s holding of uninvested cash, size of the Fund, differences in timing of the accrual of or the valuation of dividends or interest, tax gains or losses, changes to the Underlying Index or the costs to the Fund of complying with various new or existing regulatory requirements. This risk may be heightened during times of increased market volatility or other unusual market conditions. Tracking error also may result because the Fund incurs fees and expenses, while the Underlying Index does not.

Risks Associated with Exchange-Traded Funds: As an ETF, the Fund is subject to the following risks:

Authorized Participants Concentration Risk: The Fund has a limited number of financial institutions that may act as Authorized Participants and engage in creation or redemption transactions directly with the Fund, and none of those Authorized Participants is obligated to engage in creation and/or redemption transactions. To the extent that those Authorized Participants exit the business or are unable to process creation and/or redemption orders, such as in times of market stress, Shares may be more likely to trade at a premium or discount to NAV and/or at wider intraday bid-ask spreads, and possibly face trading halts and/or delisting from an exchange.

Large Shareholder Risk: Redemptions by large shareholders could have a significant negative impact on the Fund. If a large shareholder were to redeem all, or a large portion, of its Shares, there is no guarantee that the Fund will be able to maintain sufficient assets to continue operations in which case the Board of Trustees may determine to liquidate the Fund. In addition, transactions by large shareholders may account for a large percentage of the trading volume on a national securities exchange and may, therefore, have a material upward or downward effect on the market price of the Shares.

Listing Standards Risk: The Fund is required to comply with listing requirements adopted by the listing exchange. Non-compliance with such requirements may result in the Fund's shares being delisted by the listing exchange. Any resulting liquidation of the Fund could cause the Fund to incur elevated transaction costs and could result in negative tax consequences for its shareholders.

Market Trading Risks and Premium/Discount Risks: Shares of the Fund are publicly traded on a national securities exchange, which may subject shareholders to numerous market trading risks. In stressed market conditions, the market for the Shares may become less liquid in response to the deteriorating liquidity of the Fund's portfolio. This adverse effect on the liquidity of the Shares, as well as disruptions to creations and redemptions, the existence of extreme market volatility or potential lack of assets in the Fund or an active trading market for Shares may result in Shares trading at a significant premium or discount to NAV. If a shareholder purchases Shares at a time when the market price is at a premium to the NAV or sells Shares at a time when the market price is at a discount to the NAV, the shareholder may sustain losses. The NAV of the Fund is calculated at the end of each business day and fluctuates with changes in the market value of the Fund's holdings. The trading price of the Fund's Shares fluctuates, in some cases materially, throughout trading hours in response to changes in the Fund's NAV.

Trading Halt Risk: An exchange or market may close or issue trading halts on specific securities, or the ability to buy or sell certain securities or financial instruments may be restricted, which may result in the Fund being unable to buy or sell certain securities or financial instruments. In such circumstances, the Fund may be unable to rebalance its portfolio, may be unable to accurately price its investments and/or may incur substantial trading losses.

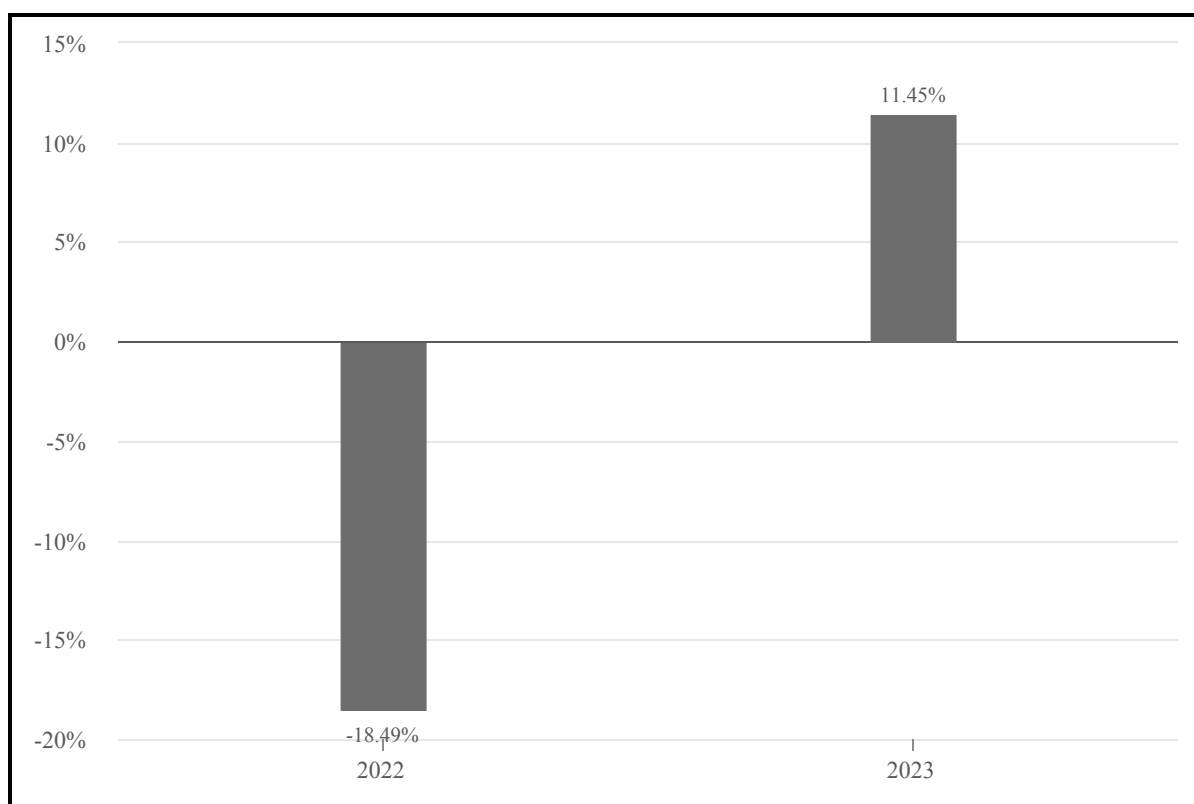
Turnover Risk: The Fund may engage in frequent and active trading, which may significantly increase the Fund's portfolio turnover rate. At times, the Fund may have a portfolio turnover rate substantially greater than 100%. For example, a portfolio turnover rate of 300% is equivalent to the Fund buying and selling all of its securities three times during the course of a year. A high portfolio turnover rate would result in high brokerage costs for the Fund, may result in higher taxes when Shares are held in a taxable account and lower Fund performance.

Valuation Risk: The sales price the Fund could receive for a security may differ from the Fund's valuation of the security and may differ from the value used by the Underlying Index, particularly for securities that trade in low value or volatile markets or that are valued using a fair value methodology (such as during trading halts). The value of the securities in the Fund's portfolio may change on days when shareholders will not be able to purchase or sell the Fund's Shares.

PERFORMANCE INFORMATION

The bar chart and table that follow show how the Fund performed on a calendar year basis and provide an indication of the risks of investing in the Fund by showing changes in the Fund's performance from year to year and by showing how the Fund's average annual returns for the indicated periods compare with the Fund's benchmark index and a broad measure of market performance. The Fund's past performance (before and after taxes) is not necessarily indicative of how the Fund will perform in the future. Updated performance information is available online at www.globalxetfs.com.

Annual Total Returns (Years Ended December 31)



Best Quarter: 3/31/2023 7.36%
Worst Quarter: 6/30/2022 -8.70%

Average Annual Total Returns (for the Periods Ended December 31, 2023)

	One Year Ended December 31, 2023	Since Inception (8/25/2021)
Global X NASDAQ 100[®] Risk Managed Income ETF:		
·Return before taxes	11.45%	-4.74%
·Return after taxes on distributions ¹	10.55%	-5.74%
·Return after taxes on distributions and sale of Fund Shares ¹	6.77%	-3.99%
NASDAQ 100 Monthly Net Credit Collar 95-100 Index (Index returns reflects invested dividends net of withholding taxes, but reflect no deduction for fees, expenses, or other taxes)		
	11.65%	-4.77%
NASDAQ-100[®] Index (Index returns reflects invested dividends net of withholding taxes, but reflect no deduction for fees, expenses, or other taxes)		
	55.13%	4.79%

¹ After-tax returns are calculated using the historical highest individual U.S. federal marginal income tax rates and do not reflect the impact of state and local taxes. Your actual after-tax returns will depend on your specific tax situation and may differ from those shown above. After-tax returns are not relevant to investors who hold Shares of the Fund through tax-advantaged arrangements, such as 401(k) plans or individual retirement accounts (IRAs).

FUND MANAGEMENT

Investment Adviser: Global X Management Company LLC.

Portfolio Managers: The professionals primarily responsible for the day-to-day management of the Fund are Nam To, CFA; Wayne Xie; Vanessa Yang; and Sandy Lu, CFA (“Portfolio Managers”). Messrs. To and Xie and Ms. Yang have been Portfolio Managers of the Fund since the Fund's inception. Mr. Lu has been a Portfolio Manager of the Fund since March 2022.

PURCHASE AND SALE OF FUND SHARES

Shares of the Fund are or will be listed and traded at market prices on a national securities exchange. Shares may only be purchased and sold on the exchange through a broker-dealer. The price of Shares is based on market price, and because ETF shares trade at market prices rather than at NAV, Shares may trade at a price greater than NAV (a premium) or less than NAV (a discount). Only "Authorized Participants" (as defined in the SAI) who have entered into agreements with the Fund's distributor, SEI Investments Distribution Co. ("Distributor"), may engage in creation or redemption transactions directly with the Fund. The Fund will only issue or redeem Shares that have been aggregated into blocks called Creation Units. The Fund will issue or redeem Creation Units in return for a basket of cash and/or securities that the Fund specifies any day that the national securities exchanges are open for business ("Business Day"). An investor may incur costs attributable to the difference between the highest price a buyer is willing to pay to purchase shares of the Fund (bid) and the lowest price a seller is willing to accept for shares of the Fund (ask) when buying or selling shares in the secondary market (the "bid-ask spread"). To access information regarding the Fund's net asset value, market price, premiums and discounts, and bid-ask spreads, please go to www.globalxetfs.com.

TAX INFORMATION

The Fund intends to make distributions that may be taxable to you as ordinary income or capital gains, unless you are investing through a tax-advantaged arrangement such as a 401(k) plan or an individual retirement account ("IRA"), in which case distributions from such tax-advantaged arrangement may be taxable to you.

PAYMENTS TO BROKER-DEALERS AND OTHER FINANCIAL INTERMEDIARIES

The Adviser and its related companies may pay broker-dealers or other financial intermediaries (such as a bank) for the sale of Fund Shares and related services. These payments may create a conflict of interest by influencing your broker-dealer, sales persons or other intermediary or its employees or associated persons to recommend the Fund over another investment. Ask your financial adviser or visit your financial intermediary's website for more information.

Global X S&P 500[®] Risk Managed Income ETF

Ticker: XRMI Exchange: NYSE Arca

INVESTMENT OBJECTIVE

The Global X S&P 500[®] Risk Managed Income ETF ("Fund") seeks to provide investment results that correspond generally to the price and yield performance, before fees and expenses, of the Cboe S&P 500 Risk Managed Income Index ("Underlying Index").

FEES AND EXPENSES

This table describes the fees and expenses that you may pay if you buy and hold shares ("Shares") of the Fund. You may pay other fees, such as brokerage commissions and other fees to financial intermediaries, which are not reflected in the tables and examples below.

Annual Fund Operating Expenses (expenses that you pay each year as a percentage of the value of your investment):

Management Fees:	0.60%
Distribution and Service (12b-1) Fees:	None
Other Expenses:	0.00%
Total Annual Fund Operating Expenses:	0.60%

Example: The following example is intended to help you compare the cost of investing in the Fund with the cost of investing in other funds. This example does not take into account customary brokerage commissions that you pay when purchasing or selling Shares of the Fund in the secondary market. The example assumes that you invest \$10,000 in the Fund for the time periods indicated and then sell all of your Shares at the end of those periods. The example also assumes that your investment has a 5% return each year and that the Fund's operating expenses remain the same. Although your actual costs may be higher or lower, based on these assumptions, your costs would be:

One Year	Three Years	Five Years	Ten Years
\$61	\$192	\$335	\$750

Portfolio Turnover: The Fund pays transaction costs, such as commissions, when it buys and sells securities (or "turns over" its portfolio). A higher portfolio turnover rate may indicate higher transaction costs and may result in higher taxes when Shares are held in a taxable account. These costs, which are not reflected in annual fund operating expenses or in the example, affect the Fund's performance. During the most recent fiscal year, the Fund's portfolio turnover rate was 4.85% of the average value of its portfolio.

PRINCIPAL INVESTMENT STRATEGIES

The Fund invests at least 80% of its total assets in the securities of the Cboe S&P 500 Risk Managed Income Index ("Underlying Index"). The Fund's 80% investment policy is non-fundamental and requires 60 days prior written notice to shareholders before it can be changed.

The Underlying Index measures the performance of a risk managed income strategy that holds the underlying stocks of the S&P 500[®] Index and applies an options collar strategy (i.e., a mix of short (sold) call options and long (purchased) put options) on the S&P 500[®] Index. The Underlying Index specifically reflects the performance of the component securities of the S&P 500[®] Index, combined with a long position in 5% out-of-the money ("OTM") put options and a short position in at-the-money ("ATM") call options, each corresponding to the value of the portfolio of stocks in the S&P 500[®] Index. The options collar seeks to generate a net-credit, meaning that the premium received from the sale of the call options will be greater than the premium paid when buying the put options. The implications of the long put option and short call option are described in more detail here:

Put Options – When an investor purchases a put option, the investor pays an amount (premium) to acquire the right (but not the obligation) to sell shares of a reference asset at a specified exercise ("strike") price on the expiration date. If the reference asset closes below the strike price as of the expiration date and the investor exercises the put option, the investor will be entitled to receive the difference between the value of the reference asset and the strike price. If the

reference asset closes above the strike price as of the expiration date, the put option may end up worthless and the investor's loss is limited to the amount of premium it paid.

Call Options – When an investor sells a call option, the investor receives a premium in exchange for an obligation to sell shares of a reference asset at a strike price on the expiration date if the buyer of the call option exercises it. If the reference asset closes above the strike price as of the expiration date and the buyer exercises the call option, the investor will have to pay the difference between the value of the reference asset and the strike price. If the reference asset closes below the strike price as of the expiration date, the call option may end up worthless and the investor retains the premium.

On a monthly basis, the Underlying Index will take long positions in monthly put options with an exercise price generally at 5% below the prevailing market price of the S&P 500[®] Index and take short positions in monthly call options with an exercise price generally at the prevailing market price of the S&P 500[®] Index. However, if put and/or call options with those precise strike prices are unavailable, the Underlying Index will instead select the put option with the strike price closest to but greater than 5% below the prevailing market price of the S&P 500[®] Index, and call options with the strike price closest to but greater than the prevailing market price of the S&P 500[®] Index. Each option position will (i) be traded on a national securities exchange; (ii) be held until the expiration date; (iii) expire on its date of maturity (in the next calendar month); (iv) only be subject to exercise on its expiration date; and (v) be settled in cash.

The S&P 500[®] Index is a float-adjusted market capitalization weighted index containing equity securities of 500 industrial, information technology, utility and financial companies amongst other GICS[®] sectors, regarded as generally representative of the U.S. stock market. A float-adjusted market capitalization weighted index weights each index component according to its market capitalization, using the number of shares that are readily available for purchase on the open market. The Fund's investment objective and Underlying Index may be changed without shareholder approval.

The Underlying Index is sponsored by S&P Dow Jones Indices LLC (the "Index Provider"), which is an organization that is independent of, and unaffiliated with, the Fund and Global X Management Company LLC, the investment adviser for the Fund ("Adviser"). In addition, any determinations related to the constituents of the Underlying Index are made independent of the Fund's portfolio managers. The Index Provider determines the relative weightings of the securities in the Underlying Index and publishes or designates a third-party index calculation agent to publish information regarding the market value of the Underlying Index.

The Adviser uses a "passive" or indexing approach to try to achieve the Fund's investment objective. Unlike many investment companies, the Fund does not try to "outperform" the Underlying Index and does not seek temporary defensive positions when markets decline or appear overvalued. The call options sold by the Fund will be collateralized by the Fund's equity holdings at the time the Fund sells the options. By purchasing put options and selling call options on the value of the portfolio of stocks in the S&P 500[®] Index, the Fund's collar strategy may generate income while protecting the Fund from a significant decline in the price of the S&P 500[®] Index, if the put options become in the money. If the value of the S&P 500[®] Index is below the strike price of the Fund's put options positions upon the expiration of the put option, then at expiration the put will be worth the difference between the strike price and the value of the S&P 500[®] Index, so the value of the put option would protect the Fund from further losses below the strike price of the put. For example, if the S&P 500[®] Index were to fall by 15% from the time the put option was purchased to the time the put option expired, then the put option would be expected to have a value equal to approximately 10% of the value the portfolio had at the time when the put option was purchased, which would limit the Fund's loss from the decrease in the S&P 500[®] Index over the relevant period to 5%. The value of protection the Fund provides from declines in the price of the S&P 500[®] Index during the period a given put option contract is held will vary depending on the relative difference between the strike price of the Fund's put option position and the price of the S&P 500[®] Index. Similarly, if the level of the S&P 500[®] Index is above the strike price of the Fund's call options positions upon the expiration of the call option, then at expiration the Fund would owe the purchaser of the call option the difference between the strike price and the value of the S&P 500[®] Index, so the amount owed with respect to the call option offset any gains the Fund may experience from the securities held. For example, if the S&P 500[®] Index were to increase by 15% from the time the call option was sold to the time the call option expired, then the call option would be expected to have a value equal to approximately 15% of the value the portfolio had at the time when the put option was purchased, which offset all of the Fund's gains from the increase in the S&P 500[®] Index over the relevant period. However, if the price of the S&P 500[®] Index is below the strike price of the Fund's call options positions at expiry, the call options will expire worthless and the Fund will retain the premium. An investor that purchases Fund shares other than on the day that the Fund takes long positions in monthly put options and short positions in monthly call options, or who sells shares other than on the day that the put options and call options expire, may experience different investment returns, depending on the relative difference between the strike price of the Fund's put options positions and call options positions, and the price of the S&P 500[®] Index.

The Fund generally will use a replication strategy. A replication strategy is an indexing strategy that involves investing in the securities of the Underlying Index in approximately the same proportions as in the Underlying Index. However, the Fund may

utilize a representative sampling strategy with respect to the Underlying Index when a replication strategy might be detrimental to shareholders, such as when there are practical difficulties or substantial costs involved in compiling a portfolio of equity securities to follow the Underlying Index, in instances in which a security in the Underlying Index becomes temporarily illiquid, unavailable or less liquid, or as a result of legal restrictions or limitations (such as tax diversification requirements) that apply to the Fund but not the Underlying Index.

The Adviser expects that, over time, the correlation between the Fund's performance and that of the Underlying Index, before fees and expenses, will exceed 95%. A correlation percentage of 100% would indicate perfect correlation. If the Fund uses a replication strategy, it can be expected to have greater correlation to the Underlying Index than if it uses a representative sampling strategy.

The Fund concentrates its investments (i.e., holds 25% or more of its total assets) in a particular industry or group of industries to approximately the same extent that the Underlying Index is concentrated. As of December 31, 2023, the Underlying Index had significant exposure to the information technology sector.

SUMMARY OF PRINCIPAL RISKS

As with any investment, you could lose all or part of your investment in the Fund, and the Fund's performance could trail that of other investments. There is no guarantee that the Fund will achieve its investment objective. An investment in the Fund is not a bank deposit and it is not insured or guaranteed by the Federal Deposit Insurance Corporation or any other government agency, the Adviser or any of its affiliates. The Fund is subject to the principal risks noted below, any of which may adversely affect the Fund's net asset value ("NAV"), trading price, yield, total return and ability to meet its investment objective, as well as other risks that are described in greater detail in the **Additional Information About the Funds** section of this Prospectus and in the Statement of Additional Information ("SAI"). The order of the below risk factors does not indicate the significance of any particular risk factor.

Asset Class Risk: Securities and other assets in the Underlying Index or otherwise held in the Fund's portfolio may underperform in comparison to the general securities markets, a particular securities market or other asset classes.

Collar Option Risk: The Fund's collar strategy will consist of a mix of short call options positions and long put options positions. By selling call options in return for the receipt of premiums, the Fund will give up the opportunity to benefit from potential increases in the value of the S&P 500[®] Index above the exercise prices of such options. By purchasing put options in return for the payment of premiums, the Fund may be protected from a significant decline in the price of the S&P 500[®] Index if the put options become in the money, but during periods where the S&P 500[®] Index appreciates, the Fund will underperform due to the cost of the premiums paid. Investors who purchase shares of the Fund outside of when the Fund's short call options positions and long put options positions are put on may experience different levels of downside protection and upside participation depending on market performance. In addition, the Fund's ability to sell the securities underlying the options will be limited while the options are in effect unless the Fund cancels out the options positions through the purchase or sale of offsetting identical options prior to the expiration of the options. Exchanges may suspend the trading of options in volatile markets. If trading is suspended, the Fund may be unable to purchase or sell options at times that may be desirable or advantageous to do so, which may increase the risk of tracking error.

Derivatives Risk: The Fund will invest in options, a type of derivative instrument. Derivatives can be more sensitive to changes in interest rates or to sudden fluctuations in market prices than conventional securities, which can result in greater losses for the Fund. In addition, the prices of the derivative instruments and the prices of underlying securities, interest rates or currencies they are designed to reflect may not move together as expected. A risk of the Fund's use of derivatives is that the fluctuations in their values may not correlate perfectly with the relevant reference index. Derivatives are usually traded on margin, which may subject the Fund to margin calls. Margin calls may force the Fund to liquidate assets.

Equity Securities Risk: Equity securities are subject to changes in value, and their values may be more volatile than other asset classes, as a result of such factors as a company's business performance, investor perceptions, stock market trends and general economic conditions.

Capitalization Risk: Investing in issuers within the same market capitalization category carries the risk that the category may be out of favor due to current market conditions or investor sentiment.

Large-Capitalization Companies Risk: Large-capitalization companies may trail the returns of the overall stock market. Large-capitalization stocks tend to go through cycles of doing better - or worse - than the stock market in general. These periods have, in the past, lasted for as long as several years.

Focus Risk: To the extent that the Underlying Index focuses in investments related to a particular industry or group of industries, the Fund will also focus its investments to approximately the same extent. Similarly, if the Underlying Index has significant exposure to one or more sectors, the Fund's investments will likely have significant exposure to such sectors. In such event, the Fund's performance will be particularly susceptible to adverse events impacting such industry or sector, which may include, but are not limited to, the following: general economic conditions or cyclical market patterns that could negatively affect supply and demand; competition for resources; adverse labor relations; political or world events; obsolescence of technologies; and increased competition or new product introductions that may affect the profitability or viability of companies in a particular industry or sector. As a result, the value of the Fund's investments may rise and fall more than the value of shares of a fund that invests in securities of companies in a broader range of industries or sectors.

Risks Related to Investing in the Information Technology Sector: Companies in the information technology sector are subject to rapid changes in technology product cycles; rapid product obsolescence; government regulation; and increased competition, both domestically and internationally, including competition from foreign competitors with lower production costs. Information technology companies and companies that rely heavily on technology tend to be more volatile than the overall market and also are heavily dependent on patent and intellectual property rights. In addition, information technology companies may have limited product lines, markets, financial resources or personnel.

Geographic Risk: A natural, biological or other disaster could occur in a geographic region in which the Fund invests, which could affect the economy or particular business operations of companies in the specific geographic region, causing an adverse impact on the Fund's investments in the affected region or in a region economically tied to the affected region. The securities in which the Fund invests and, consequently, the Fund are also subject to specific risks as a result of their business operations, including, but not limited to:

Risk of Investing in Developed Markets: The Fund's investment in a developed country issuer may subject the Fund to regulatory, political, currency, security, economic and other risks associated with developed countries. Developed countries tend to represent a significant portion of the global economy and have generally experienced slower economic growth than some less developed countries. Certain developed countries have experienced security concerns, such as terrorism and strained international relations. Incidents involving a country's or region's security may cause uncertainty in its markets and may adversely affect its economy and the Fund's investments. In addition, developed countries may be impacted by changes to the economic conditions of certain key trading partners, regulatory burdens, debt burdens and the price or availability of certain commodities.

Risk of Investing in the United States: A decrease in imports or exports, changes in trade regulations and/or an economic recession in the U.S. may have a material adverse effect on the U.S. economy.

Issuer Risk: Fund performance depends on the performance of individual companies in which the Fund invests. Changes to the financial condition of any of those companies may cause the value of such company's securities to decline.

Market Risk: Turbulence in the financial markets and reduced liquidity may negatively affect issuers, which could have an adverse effect on the Fund. If the securities held by the Fund experience poor liquidity, the Fund may be unable to transact at advantageous times or prices, which may decrease the Fund's returns. In addition, there is a risk that policy changes by central governments and governmental agencies, including the U.S. Federal Reserve or the European Central Bank, which could include increasing interest rates, could cause increased volatility in financial markets and lead to higher levels of Fund redemptions from Authorized Participants, which could have a negative impact on the Fund. Furthermore, local, regional or global events such as war, acts of terrorism, the spread of infectious illness or other public health issues, recessions, raising of interest rates, or other events could have a significant impact on the Fund and its investments and trading of its Shares. This increases the risk that monetary policy may provide less support should economic growth slow. Additionally, China's shift away from a zero-COVID policy creates both opportunities and risks, causing uncertainty for global economic growth. Market risk factors may result in increased volatility and/or decreased liquidity in the securities markets. The Fund's NAV could decline over short periods due to short-term market movements and over longer periods during market downturns.

Operational Risk: The Fund is exposed to operational risk arising from a number of factors, including but not limited to human error, processing and communication errors, errors of the Fund's service providers, counterparties or other third-parties, failed or inadequate processes and technology or systems failures. Additionally, cyber security failures or breaches of the electronic systems of the Fund, the Adviser, and the Fund's other service providers, market makers, Authorized Participants or

the issuers of securities in which the Fund invests have the ability to cause disruptions and negatively impact the Fund's business operations, potentially resulting in financial losses to the Fund and its shareholders. The Fund and the Adviser seek to reduce these operational risks through controls and procedures. However, these measures do not address every possible risk and may be inadequate for those risks that they are intended to address.

Options Premium Tax Risk: The Fund's investment strategy may limit its ability to distribute dividends eligible for treatment as qualified dividend income, which for non-corporate shareholders are subject to federal income tax at rates of up to 20%. The Fund's investment strategy may also limit its ability to distribute dividends eligible for the dividends-received deduction for corporate shareholders. For these reasons, a significant portion of distributions received by Fund shareholders may be subject to tax at effective tax rates that are higher than the rates that would apply if the Fund were to engage in a different investment strategy. You should consult your tax advisor as to the tax consequences of acquiring, owning and disposing of Shares in the Fund.

Passive Investment Risk: The Fund is not actively managed, and the Adviser does not attempt to take defensive positions in declining markets. Unlike many investment companies, the Fund does not seek to outperform its Underlying Index. Therefore, it would not necessarily buy or sell a security unless that security is added or removed, respectively, from the Underlying Index, even if that security generally is underperforming. Additionally, if a constituent of the Underlying Index were removed, even outside of a regular rebalance of the Underlying Index, the Adviser anticipates that the Fund would sell such security. Maintaining investments in securities regardless of market conditions or the performance of individual securities could cause the Fund's return to be lower than if the Fund employed an active strategy.

Index-Related Risk: There is no guarantee that the Fund will achieve a high degree of correlation to the Underlying Index and therefore achieve its investment objective. Market disruptions and regulatory restrictions could have an adverse effect on the Fund's ability to adjust its exposure to the required levels in order to track the Underlying Index. Errors in index data, index computations and/or the construction of the Underlying Index in accordance with its methodology may occur from time to time and may not be identified and corrected by the Index Provider for a period of time or at all, which may have an adverse impact on the Fund and its shareholders.

Management Risk: The Fund may not fully replicate its Underlying Index and may hold securities not included in its Underlying Index. The Adviser's investment strategy, the implementation of which is subject to a number of constraints, may cause the Fund to underperform the market or its relevant benchmark or adversely affect the ability of the Fund to achieve its investment objective.

Tracking Error Risk: Tracking error may occur because of differences between the instruments held in the Fund's portfolio and those included in the Underlying Index, pricing differences, transaction costs incurred by the Fund, the Fund's holding of uninvested cash, size of the Fund, differences in timing of the accrual of or the valuation of dividends or interest, tax gains or losses, changes to the Underlying Index or the costs to the Fund of complying with various new or existing regulatory requirements. This risk may be heightened during times of increased market volatility or other unusual market conditions. Tracking error also may result because the Fund incurs fees and expenses, while the Underlying Index does not.

Risks Associated with Exchange-Traded Funds: As an ETF, the Fund is subject to the following risks:

Authorized Participants Concentration Risk: The Fund has a limited number of financial institutions that may act as Authorized Participants and engage in creation or redemption transactions directly with the Fund, and none of those Authorized Participants is obligated to engage in creation and/or redemption transactions. To the extent that those Authorized Participants exit the business or are unable to process creation and/or redemption orders, such as in times of market stress, Shares may be more likely to trade at a premium or discount to NAV and/or at wider intraday bid-ask spreads, and possibly face trading halts and/or delisting from an exchange.

Large Shareholder Risk: Redemptions by large shareholders could have a significant negative impact on the Fund. If a large shareholder were to redeem all, or a large portion, of its Shares, there is no guarantee that the Fund will be able to maintain sufficient assets to continue operations in which case the Board of Trustees may determine to liquidate the Fund. In addition, transactions by large shareholders may account for a large percentage of the trading volume on a national securities exchange and may, therefore, have a material upward or downward effect on the market price of the Shares.

Listing Standards Risk: The Fund is required to comply with listing requirements adopted by the listing exchange. Non-compliance with such requirements may result in the Fund's shares being delisted by the listing exchange. Any

resulting liquidation of the Fund could cause the Fund to incur elevated transaction costs and could result in negative tax consequences for its shareholders.

Market Trading Risks and Premium/Discount Risks: Shares of the Fund are publicly traded on a national securities exchange, which may subject shareholders to numerous market trading risks. In stressed market conditions, the market for the Shares may become less liquid in response to the deteriorating liquidity of the Fund's portfolio. This adverse effect on the liquidity of the Shares, as well as disruptions to creations and redemptions, the existence of extreme market volatility or potential lack of assets in the Fund or an active trading market for Shares may result in Shares trading at a significant premium or discount to NAV. If a shareholder purchases Shares at a time when the market price is at a premium to the NAV or sells Shares at a time when the market price is at a discount to the NAV, the shareholder may sustain losses. The NAV of the Fund is calculated at the end of each business day and fluctuates with changes in the market value of the Fund's holdings. The trading price of the Fund's Shares fluctuates, in some cases materially, throughout trading hours in response to changes in the Fund's NAV.

Trading Halt Risk: An exchange or market may close or issue trading halts on specific securities, or the ability to buy or sell certain securities or financial instruments may be restricted, which may result in the Fund being unable to buy or sell certain securities or financial instruments. In such circumstances, the Fund may be unable to rebalance its portfolio, may be unable to accurately price its investments and/or may incur substantial trading losses.

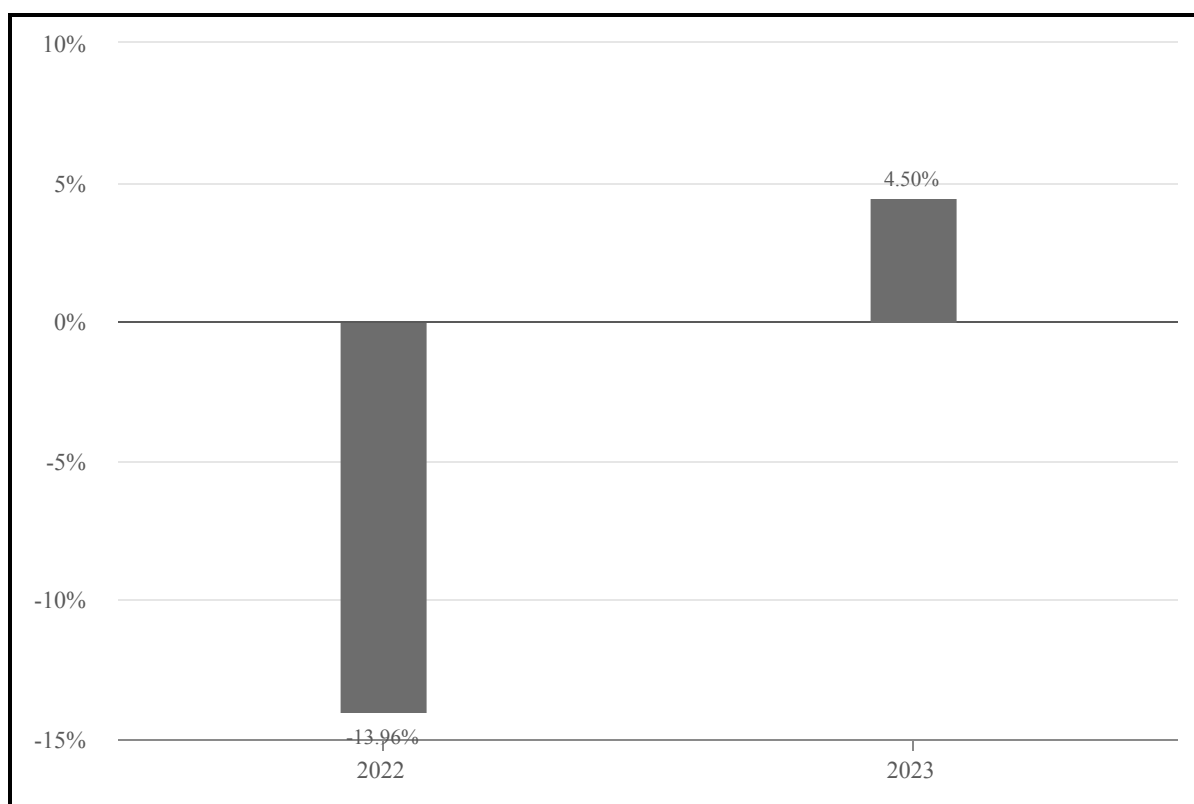
Turnover Risk: The Fund may engage in frequent and active trading, which may significantly increase the Fund's portfolio turnover rate. At times, the Fund may have a portfolio turnover rate substantially greater than 100%. For example, a portfolio turnover rate of 300% is equivalent to the Fund buying and selling all of its securities three times during the course of a year. A high portfolio turnover rate would result in high brokerage costs for the Fund, may result in higher taxes when Shares are held in a taxable account and lower Fund performance.

Valuation Risk: The sales price the Fund could receive for a security may differ from the Fund's valuation of the security and may differ from the value used by the Underlying Index, particularly for securities that trade in low value or volatile markets or that are valued using a fair value methodology (such as during trading halts). The value of the securities in the Fund's portfolio may change on days when shareholders will not be able to purchase or sell the Fund's Shares.

PERFORMANCE INFORMATION

The bar chart and table that follow show how the Fund performed on a calendar year basis and provide an indication of the risks of investing in the Fund by showing changes in the Fund's performance from year to year and by showing how the Fund's average annual returns for the indicated periods compare with the Fund's benchmark index and a broad measure of market performance. The Fund's past performance (before and after taxes) is not necessarily indicative of how the Fund will perform in the future. Updated performance information is available online at www.globalxetfs.com.

Annual Total Returns (Years Ended December 31)



Best Quarter: 3/31/2023 2.88%
Worst Quarter: 6/30/2022 -8.00%

Average Annual Total Returns (for the Periods Ended December 31, 2023)

	One Year Ended December 31, 2023	Since Inception (8/25/2021)
Global X S&P 500[®] Risk Managed Income ETF:		
· Return before taxes	4.50%	-3.46%
· Return after taxes on distributions ¹	3.65%	-4.84%
· Return after taxes on distributions and sale of Fund Shares ¹	2.66%	-3.17%
CBOE S&P 500 Risk Managed Income Index (Index returns reflects invested dividends net of withholding taxes, but reflect no deduction for fees, expenses, or other taxes)		
	5.29%	-2.93%
S&P 500[®] Index (Index returns reflects invested dividends net of withholding taxes, but reflect no deduction for fees, expenses, or other taxes)		
	26.29%	4.20%

¹ After-tax returns are calculated using the historical highest individual U.S. federal marginal income tax rates and do not reflect the impact of state and local taxes. Your actual after-tax returns will depend on your specific tax situation and may differ from those shown above. After-tax returns are not relevant to investors who hold Shares of the Fund through tax-advantaged arrangements, such as 401(k) plans or individual retirement accounts (IRAs)

FUND MANAGEMENT

Investment Adviser: Global X Management Company LLC.

Portfolio Managers: The professionals primarily responsible for the day-to-day management of the Fund are Nam To, CFA; Wayne Xie; Vanessa Yang; and Sandy Lu, CFA (“Portfolio Managers”). Messrs. To and Xie and Ms. Yang have been Portfolio Managers of the Fund since the Fund's inception. Mr. Lu has been a Portfolio Manager of the Fund since March 2022.

PURCHASE AND SALE OF FUND SHARES

Shares of the Fund are or will be listed and traded at market prices on a national securities exchange. Shares may only be purchased and sold on the exchange through a broker-dealer. The price of Shares is based on market price, and because ETF shares trade at market prices rather than at NAV, Shares may trade at a price greater than NAV (a premium) or less than NAV (a discount). Only "Authorized Participants" (as defined in the SAI) who have entered into agreements with the Fund's distributor, SEI Investments Distribution Co. ("Distributor"), may engage in creation or redemption transactions directly with the Fund. The Fund will only issue or redeem Shares that have been aggregated into blocks called Creation Units. The Fund will issue or redeem Creation Units in return for a basket of cash and/or securities that the Fund specifies any day that the national securities exchanges are open for business (“Business Day”). An investor may incur costs attributable to the difference between the highest price a buyer is willing to pay to purchase shares of the Fund (bid) and the lowest price a seller is willing to accept for shares of the Fund (ask) when buying or selling shares in the secondary market (the “bid-ask spread”). To access information regarding the Fund’s net asset value, market price, premiums and discounts, and bid-ask spreads, please go to www.globalxetfs.com.

TAX INFORMATION

The Fund intends to make distributions that may be taxable to you as ordinary income or capital gains, unless you are investing through a tax-advantaged arrangement such as a 401(k) plan or an individual retirement account ("IRA"), in which case distributions from such tax-advantaged arrangement may be taxable to you.

PAYMENTS TO BROKER-DEALERS AND OTHER FINANCIAL INTERMEDIARIES

The Adviser and its related companies may pay broker-dealers or other financial intermediaries (such as a bank) for the sale of Fund Shares and related services. These payments may create a conflict of interest by influencing your broker-dealer, sales persons or other intermediary or its employees or associated persons to recommend the Fund over another investment. Ask your financial adviser or visit your financial intermediary's website for more information.

Global X Dow 30[®] Covered Call ETF

Ticker: DJIA Exchange: NYSE Arca

INVESTMENT OBJECTIVE

The Global X Dow 30[®] Covered Call ETF ("Fund") seeks to provide investment results that correspond generally to the price and yield performance, before fees and expenses, of the DJIA Cboe BuyWrite v2 Index ("Underlying Index").

FEES AND EXPENSES

This table describes the fees and expenses that you may pay if you buy and hold shares ("Shares") of the Fund. You may pay other fees, such as brokerage commissions and other fees to financial intermediaries, which are not reflected in the tables and examples below.

Annual Fund Operating Expenses (expenses that you pay each year as a percentage of the value of your investment):

Management Fees:	0.60%
Distribution and Service (12b-1) Fees:	None
Other Expenses:	0.00%
Total Annual Fund Operating Expenses:	0.60%

Example: The following example is intended to help you compare the cost of investing in the Fund with the cost of investing in other funds. This example does not take into account customary brokerage commissions that you pay when purchasing or selling Shares of the Fund in the secondary market. The example assumes that you invest \$10,000 in the Fund for the time periods indicated and then sell all of your Shares at the end of those periods. The example also assumes that your investment has a 5% return each year and that the Fund's operating expenses remain the same. Although your actual costs may be higher or lower, based on these assumptions, your costs would be:

One Year	Three Years	Five Years	Ten Years
\$61	\$192	\$335	\$750

Portfolio Turnover: The Fund pays transaction costs, such as commissions, when it buys and sells securities (or "turns over" its portfolio). A higher portfolio turnover rate may indicate higher transaction costs and may result in higher taxes when Shares are held in a taxable account. These costs, which are not reflected in annual fund operating expenses or in the example, affect the Fund's performance. During the most recent fiscal year, the Fund's portfolio turnover rate was 6.67% of the average value of its portfolio.

PRINCIPAL INVESTMENT STRATEGIES

The Fund invests at least 80% of its net assets, plus the amount of any borrowings for investment purposes, in the securities of the DJIA Cboe BuyWrite v2 Index (the "Underlying Index"). The Fund's 80% investment policy is non-fundamental and requires 60 days prior written notice to shareholders before it can be changed.

The Underlying Index measures the performance of a covered call strategy that holds a theoretical portfolio of the underlying stocks of the Dow Jones Industrial Average[®] (the "Reference Index") and "writes" (or sells) a succession of one-month at-the-money ("ATM") covered call options on the Reference Index. The Underlying Index specifically reflects the performance of the component securities of the Reference Index, combined with written (sold) ATM call options corresponding to the value of the portfolio of stocks in the Reference Index. The Fund invests in the securities reflected in the Underlying Index, and cannot invest directly in the Underlying Index itself. The implications of the written (sold) call option are described in more detail here:

Call Options – When an investor sells a call option, the investor receives a premium in exchange for an obligation to sell shares of a reference asset at a strike price on the expiration date if the buyer of the call option exercises it. If the reference asset closes above the strike price as of the expiration date and the buyer exercises the call option, the investor will have to pay the difference between the value of the reference asset and the strike price. If the reference asset closes below the strike price as of the expiration date, the call option may end up worthless and the investor retains the premium.

On a monthly basis, the Underlying Index's hypothetical portfolio will write (sell) a succession of one-month call options corresponding to the value of the underlying stocks of the Reference Index and will cover such options by holding the component securities of the Reference Index. Each call option written in the Underlying Index's hypothetical portfolio will have an exercise price generally at the prevailing market price of the Reference Index. However, if call options with those precise strike prices are unavailable, the Underlying Index's hypothetical portfolio will instead select the call options with the strike price closest to but above the prevailing market price of the Reference Index. Each option position in the Underlying Index's hypothetical portfolio will (i) be traded on a national securities exchange; (ii) be held until expiration date; (iii) expire on its date of maturity; (iv) only be subject to exercise on its expiration date; and (v) be settled in cash.

The Reference Index is a price weighted index containing equity securities of 30 of the largest U.S. listed companies. Price weighting seeks to weight constituents based on share price. The Fund's investment objective and Underlying Index may be changed without shareholder approval.

The Underlying Index is sponsored by S&P Dow Jones Indices LLC (the "Index Provider"), which is an organization that is independent of, and unaffiliated with, the Fund and Global X Management Company LLC, the investment adviser for the Fund ("Adviser"). In addition, any determinations related to the constituents of the Underlying Index are made independent of the Fund's portfolio managers. The Index Provider determines the relative weightings of the securities in the Underlying Index and publishes or designates a third-party index calculation agent to publish information regarding the market value of the Underlying Index.

The Adviser uses a "passive" or indexing approach to try to achieve the Fund's investment objective. Unlike many investment companies, the Fund does not try to outperform the Underlying Index and does not seek temporary defensive positions when markets decline or appear overvalued. The call options sold by the Fund will be collateralized by the Fund's equity holdings at the time the Fund sells the options. By selling call options on the value of the portfolio of stocks in the Reference Index, the Fund's covered call strategy may generate income. If the price of the Reference Index is above the strike price of the Fund's call options positions upon the expiration of the call option, then at expiration the Fund would owe the purchaser of the call option the difference between the strike price and the value of the Reference Index, so the amount owed with respect to the call option would offset any gains the Fund may experience from the securities held. For example, if the price of the Reference Index were to increase by 15% from the time the call options were sold to the time the call options expired, then the call options would be expected to have a value equal to approximately 15% of the value the portfolio had at the time when the call options were sold, which would offset all of the Fund's gains from the increase in the Reference Index over the relevant period. However, if the price of the Reference Index is below the strike price of the Fund's call options positions at expiry, the call options will expire worthless and the Fund will retain the premium. An investor that purchases Fund shares other than on the day that the Fund takes writes (sells) monthly call options, or who sells shares other than on the day that the call options expire, may experience different investment returns, depending on the relative difference between the strike price of the Fund's call options positions, and the price of the Reference Index.

The Fund generally will use a replication strategy. A replication strategy is an indexing strategy that involves investing in the securities of the Underlying Index in approximately the same proportions as in the Underlying Index. However, the Fund may utilize a representative sampling strategy with respect to the Underlying Index when a replication strategy might be detrimental to shareholders, such as when there are practical difficulties or substantial costs involved in compiling a portfolio of equity securities to follow the Underlying Index, in instances in which a security in the Underlying Index becomes temporarily illiquid, unavailable or less liquid, or as a result of legal restrictions or limitations (such as tax diversification requirements) that apply to the Fund but not the Underlying Index.

The Adviser expects that, over time, the correlation between the Fund's performance and that of the Underlying Index, before fees and expenses, will exceed 95%. A correlation percentage of 100% would indicate perfect correlation. If the Fund uses a replication strategy, it can be expected to have greater correlation to the Underlying Index than if it uses a representative sampling strategy.

The Fund concentrates its investments (i.e., holds 25% or more of its total assets) in a particular industry or group of industries to approximately the same extent that the Underlying Index is concentrated. As of December 31, 2023, the Underlying Index was not concentrated in any industry. The Fund is classified as "non-diversified," which means it may invest a larger percentage of its assets in a smaller number of issuers than a diversified fund.

SUMMARY OF PRINCIPAL RISKS

As with any investment, you could lose all or part of your investment in the Fund, and the Fund's performance could trail that of other investments. There is no guarantee that the Fund will achieve its investment objective. An investment in the Fund is not a

bank deposit and it is not insured or guaranteed by the Federal Deposit Insurance Corporation or any other government agency, the Adviser or any of its affiliates. The Fund is subject to the principal risks noted below, any of which may adversely affect the Fund's net asset value ("NAV"), trading price, yield, total return and ability to meet its investment objective, as well as other risks that are described in greater detail in the **Additional Information About the Funds** section of this Prospectus and in the Statement of Additional Information ("SAI"). The order of the below risk factors does not indicate the significance of any particular risk factor.

Asset Class Risk: Securities and other assets in the Underlying Index or otherwise held in the Fund's portfolio may underperform in comparison to the general securities markets, a particular securities market or other asset classes.

Derivatives Risk: The Fund will invest in options, a type of derivative instrument. Derivatives can be more sensitive to changes in interest rates or to sudden fluctuations in market prices than conventional securities, which can result in greater losses for the Fund. In addition, the prices of the derivative instruments and the prices of underlying securities, interest rates or currencies they are designed to reflect may not move together as expected. A risk of the Fund's use of derivatives is that the fluctuations in their values may not correlate perfectly with the relevant reference index. Derivatives are usually traded on margin, which may subject the Fund to margin calls. Margin calls may force the Fund to liquidate assets.

Equity Securities Risk: Equity securities are subject to changes in value, and their values may be more volatile than other asset classes, as a result of such factors as a company's business performance, investor perceptions, stock market trends and general economic conditions.

Capitalization Risk: Investing in issuers within the same market capitalization category carries the risk that the category may be out of favor due to current market conditions or investor sentiment.

Large-Capitalization Companies Risk: Large-capitalization companies may trail the returns of the overall stock market. Large-capitalization stocks tend to go through cycles of doing better - or worse - than the stock market in general. These periods have, in the past, lasted for as long as several years.

Covered Call Option Writing Risk: By writing covered call options in return for the receipt of premiums, the Fund will give up the opportunity to benefit from potential increases in the value of the Reference Index above the exercise prices of such options, but will continue to bear the risk of declines in the value of the Reference Index. The premiums received from the options may not be sufficient to offset any losses sustained from the volatility of the underlying stocks over time. As a result, the risks associated with writing covered call options may be similar to the risks associated with writing put options. In addition, the Fund's ability to sell the securities underlying the options will be limited while the options are in effect unless the Fund cancels out the option positions through the purchase of offsetting identical options prior to the expiration of the written options. Exchanges may suspend the trading of options in volatile markets. If trading is suspended, the Fund may be unable to write options at times that may be desirable or advantageous to do so, which may increase the risk of tracking error.

Focus Risk: To the extent that the Underlying Index focuses in investments related to a particular industry or group of industries, the Fund will also focus its investments to approximately the same extent. Similarly, if the Underlying Index has significant exposure to one or more sectors, the Fund's investments will likely have significant exposure to such sectors. In such event, the Fund's performance will be particularly susceptible to adverse events impacting such industry or sector, which may include, but are not limited to, the following: general economic conditions or cyclical market patterns that could negatively affect supply and demand; competition for resources; adverse labor relations; political or world events; obsolescence of technologies; and increased competition or new product introductions that may affect the profitability or viability of companies in a particular industry or sector. As a result, the value of the Fund's investments may rise and fall more than the value of shares of a fund that invests in securities of companies in a broader range of industries or sectors.

Geographic Risk: A natural, biological or other disaster could occur in a geographic region in which the Fund invests, which could affect the economy or particular business operations of companies in the specific geographic region, causing an adverse impact on the Fund's investments in the affected region or in a region economically tied to the affected region. The securities in which the Fund invests and, consequently, the Fund are also subject to specific risks as a result of their business operations, including, but not limited to:

Risk of Investing in Developed Markets: The Fund's investment in a developed country issuer may subject the Fund to regulatory, political, currency, security, economic and other risks associated with developed countries. Developed countries tend to represent a significant portion of the global economy and have generally experienced slower economic growth than some less developed countries. Certain developed countries have experienced security concerns,

such as terrorism and strained international relations. Incidents involving a country's or region's security may cause uncertainty in its markets and may adversely affect its economy and the Fund's investments. In addition, developed countries may be impacted by changes to the economic conditions of certain key trading partners, regulatory burdens, debt burdens and the price or availability of certain commodities.

Risk of Investing in the United States: A decrease in imports or exports, changes in trade regulations and/or an economic recession in the U.S. may have a material adverse effect on the U.S. economy.

Issuer Risk: Fund performance depends on the performance of individual companies in which the Fund invests. Changes to the financial condition of any of those companies may cause the value of such company's securities to decline.

Market Risk: Turbulence in the financial markets and reduced liquidity may negatively affect issuers, which could have an adverse effect on the Fund. If the securities held by the Fund experience poor liquidity, the Fund may be unable to transact at advantageous times or prices, which may decrease the Fund's returns. In addition, there is a risk that policy changes by central governments and governmental agencies, including the U.S. Federal Reserve or the European Central Bank, which could include increasing interest rates, could cause increased volatility in financial markets and lead to higher levels of Fund redemptions from Authorized Participants, which could have a negative impact on the Fund. Furthermore, local, regional or global events such as war, acts of terrorism, the spread of infectious illness or other public health issues, recessions, raising of interest rates, or other events could have a significant impact on the Fund and its investments and trading of its Shares. This increases the risk that monetary policy may provide less support should economic growth slow. Additionally, China's shift away from a zero-COVID policy creates both opportunities and risks, causing uncertainty for global economic growth. Market risk factors may result in increased volatility and/or decreased liquidity in the securities markets. The Fund's NAV could decline over short periods due to short-term market movements and over longer periods during market downturns.

Non-Diversification Risk: The Fund is classified as a "non-diversified" investment company under the Investment Company Act of 1940 ("1940 Act"). As a result, the Fund is subject to the risk that it may be more volatile than a diversified fund because the Fund may invest its assets in a smaller number of issuers or may invest a larger proportion of its assets in a single issuer. As a result, the gains and losses on a single investment may have a greater impact on the Fund's NAV and may make the Fund more volatile than more diversified funds.

Operational Risk: The Fund is exposed to operational risk arising from a number of factors, including but not limited to human error, processing and communication errors, errors of the Fund's service providers, counterparties or other third-parties, failed or inadequate processes and technology or systems failures. Additionally, cyber security failures or breaches of the electronic systems of the Fund, the Adviser, and the Fund's other service providers, market makers, Authorized Participants or the issuers of securities in which the Fund invests have the ability to cause disruptions and negatively impact the Fund's business operations, potentially resulting in financial losses to the Fund and its shareholders. The Fund and the Adviser seek to reduce these operational risks through controls and procedures. However, these measures do not address every possible risk and may be inadequate for those risks that they are intended to address.

Options Premium Tax Risk: The Fund's investment strategy may limit its ability to distribute dividends eligible for treatment as qualified dividend income, which for non-corporate shareholders are subject to federal income tax at rates of up to 20%. The Fund's investment strategy may also limit its ability to distribute dividends eligible for the dividends-received deduction for corporate shareholders. For these reasons, a significant portion of distributions received by Fund shareholders may be subject to tax at effective tax rates that are higher than the rates that would apply if the Fund were to engage in a different investment strategy. You should consult your tax advisor as to the tax consequences of acquiring, owning and disposing of Shares in the Fund.

Passive Investment Risk: The Fund is not actively managed, and the Adviser does not attempt to take defensive positions in declining markets. Unlike many investment companies, the Fund does not seek to outperform its Underlying Index. Therefore, it would not necessarily buy or sell a security unless that security is added or removed, respectively, from the Underlying Index, even if that security generally is underperforming. Additionally, if a constituent of the Underlying Index were removed, even outside of a regular rebalance of the Underlying Index, the Adviser anticipates that the Fund would sell such security. Maintaining investments in securities regardless of market conditions or the performance of individual securities could cause the Fund's return to be lower than if the Fund employed an active strategy.

Index-Related Risk: There is no guarantee that the Fund will achieve a high degree of correlation to the Underlying Index and therefore achieve its investment objective. Market disruptions and regulatory restrictions could have an adverse effect on the Fund's ability to adjust its exposure to the required levels in order to track the Underlying Index. Errors in index data, index computations and/or the construction of the Underlying Index in accordance with its

methodology may occur from time to time and may not be identified and corrected by the Index Provider for a period of time or at all, which may have an adverse impact on the Fund and its shareholders.

Management Risk: The Fund may not fully replicate its Underlying Index and may hold securities not included in its Underlying Index. The Adviser's investment strategy, the implementation of which is subject to a number of constraints, may cause the Fund to underperform the market or its relevant benchmark or adversely affect the ability of the Fund to achieve its investment objective.

Tracking Error Risk: Tracking error may occur because of differences between the instruments held in the Fund's portfolio and those included in the Underlying Index, pricing differences, transaction costs incurred by the Fund, the Fund's holding of uninvested cash, size of the Fund, differences in timing of the accrual of or the valuation of dividends or interest, tax gains or losses, changes to the Underlying Index or the costs to the Fund of complying with various new or existing regulatory requirements. This risk may be heightened during times of increased market volatility or other unusual market conditions. Tracking error also may result because the Fund incurs fees and expenses, while the Underlying Index does not.

Risks Associated with Exchange-Traded Funds: As an ETF, the Fund is subject to the following risks:

Authorized Participants Concentration Risk: The Fund has a limited number of financial institutions that may act as Authorized Participants and engage in creation or redemption transactions directly with the Fund, and none of those Authorized Participants is obligated to engage in creation and/or redemption transactions. To the extent that those Authorized Participants exit the business or are unable to process creation and/or redemption orders, such as in times of market stress, Shares may be more likely to trade at a premium or discount to NAV and/or at wider intraday bid-ask spreads, and possibly face trading halts and/or delisting from an exchange.

Large Shareholder Risk: Redemptions by large shareholders could have a significant negative impact on the Fund. If a large shareholder were to redeem all, or a large portion, of its Shares, there is no guarantee that the Fund will be able to maintain sufficient assets to continue operations in which case the Board of Trustees may determine to liquidate the Fund. In addition, transactions by large shareholders may account for a large percentage of the trading volume on a national securities exchange and may, therefore, have a material upward or downward effect on the market price of the Shares.

Listing Standards Risk: The Fund is required to comply with listing requirements adopted by the listing exchange. Non-compliance with such requirements may result in the Fund's shares being delisted by the listing exchange. Any resulting liquidation of the Fund could cause the Fund to incur elevated transaction costs and could result in negative tax consequences for its shareholders.

Market Trading Risks and Premium/Discount Risks: Shares of the Fund are publicly traded on a national securities exchange, which may subject shareholders to numerous market trading risks. In stressed market conditions, the market for the Shares may become less liquid in response to the deteriorating liquidity of the Fund's portfolio. This adverse effect on the liquidity of the Shares, as well as disruptions to creations and redemptions, the existence of extreme market volatility or potential lack of assets in the Fund or an active trading market for Shares may result in Shares trading at a significant premium or discount to NAV. If a shareholder purchases Shares at a time when the market price is at a premium to the NAV or sells Shares at a time when the market price is at a discount to the NAV, the shareholder may sustain losses. The NAV of the Fund is calculated at the end of each business day and fluctuates with changes in the market value of the Fund's holdings. The trading price of the Fund's Shares fluctuates, in some cases materially, throughout trading hours in response to changes in the Fund's NAV.

Trading Halt Risk: An exchange or market may close or issue trading halts on specific securities, or the ability to buy or sell certain securities or financial instruments may be restricted, which may result in the Fund being unable to buy or sell certain securities or financial instruments. In such circumstances, the Fund may be unable to rebalance its portfolio, may be unable to accurately price its investments and/or may incur substantial trading losses.

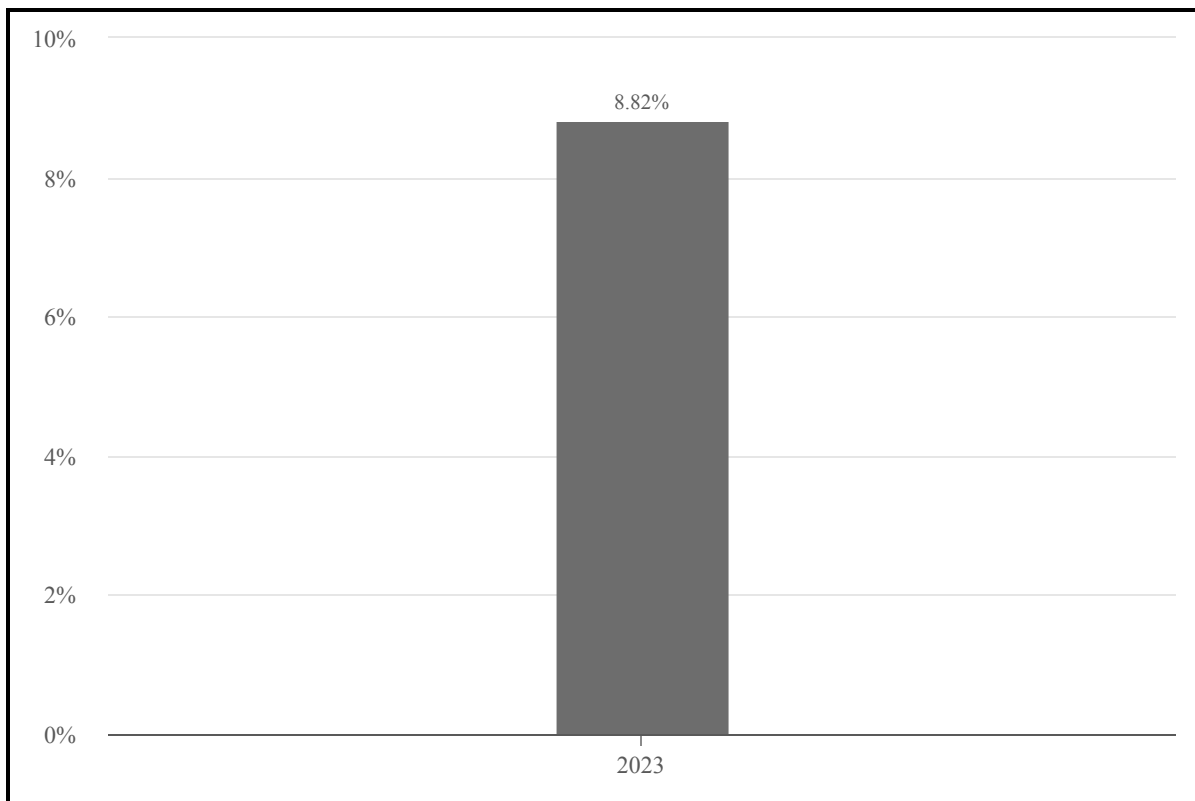
Turnover Risk: The Fund may engage in frequent and active trading, which may significantly increase the Fund's portfolio turnover rate. At times, the Fund may have a portfolio turnover rate substantially greater than 100%. For example, a portfolio turnover rate of 300% is equivalent to the Fund buying and selling all of its securities three times during the course of a year. A high portfolio turnover rate would result in high brokerage costs for the Fund, may result in higher taxes when Shares are held in a taxable account and lower Fund performance.

Valuation Risk: The sales price the Fund could receive for a security may differ from the Fund’s valuation of the security and may differ from the value used by the Underlying Index, particularly for securities that trade in low value or volatile markets or that are valued using a fair value methodology (such as during trading halts). The value of the securities in the Fund's portfolio may change on days when shareholders will not be able to purchase or sell the Fund's Shares.

PERFORMANCE INFORMATION

The bar chart and table that follow show how the Fund performed on a calendar year basis and provide an indication of the risks of investing in the Fund by showing changes in the Fund's performance from year to year and by showing how the Fund's average annual returns for the indicated periods compare with the Fund's benchmark index and a broad measure of market performance. The Fund's past performance (before and after taxes) is not necessarily indicative of how the Fund will perform in the future. Updated performance information is available online at www.globalxetfs.com.

Annual Total Returns (Years Ended December 31)



Best Quarter: 12/31/2023 4.35%
Worst Quarter: 9/30/2023 (1.60)%

Average Annual Total Returns (for the Periods Ended December 31, 2023)

	One Year Ended December 31, 2023	Since Inception (02/23/2022)
Global X Dow 30[®] Covered Call ETF:		
·Return before taxes	8.82%	3.35%
·Return after taxes on distributions ¹	8.36%	2.10%
·Return after taxes on distributions and sale of Fund Shares ¹	5.22%	1.99%
DJIA Cboe BuyWrite v2 Index		
(Index returns reflects invested dividends net of withholding taxes, but reflect no deduction for fees, expenses, or other taxes)	9.75%	4.38%
DJIA Index		
(Index returns reflects invested dividends net of withholding taxes, but reflect no deduction for fees, expenses, or other taxes)	16.18%	9.53%

¹ After-tax returns are calculated using the historical highest individual U.S. federal marginal income tax rates and do not reflect the impact of state and local taxes. Your actual after-tax returns will depend on your specific tax situation and may differ from those shown above. After-tax returns are not relevant to investors who hold Shares of the Fund through tax-advantaged arrangements, such as 401(k) plans or individual retirement accounts (IRAs).

FUND MANAGEMENT

Investment Adviser: Global X Management Company LLC.

Portfolio Managers: The professionals primarily responsible for the day-to-day management of the Fund are Nam To, CFA; Wayne Xie; Vanessa Yang; and Sandy Lu, CFA (“Portfolio Managers”). Messrs. To and Xie and Ms. Yang have been Portfolio Managers of the Fund since the Fund's inception. Mr. Lu has been a Portfolio Manager of the Fund since September 2022.

PURCHASE AND SALE OF FUND SHARES

Shares of the Fund are or will be listed and traded at market prices on a national securities exchange. Shares may only be purchased and sold on the exchange through a broker-dealer. The price of Shares is based on market price, and because ETF shares trade at market prices rather than at NAV, Shares may trade at a price greater than NAV (a premium) or less than NAV (a discount). Only "Authorized Participants" (as defined in the SAI) who have entered into agreements with the Fund's distributor, SEI Investments Distribution Co. ("Distributor"), may engage in creation or redemption transactions directly with the Fund. The Fund will only issue or redeem Shares that have been aggregated into blocks called Creation Units. The Fund will issue or redeem Creation Units in return for a basket of cash and/or securities that the Fund specifies any day that the national securities exchanges are open for business (“Business Day”). An investor may incur costs attributable to the difference between the highest price a buyer is willing to pay to purchase shares of the Fund (bid) and the lowest price a seller is willing to accept for shares of the Fund (ask) when buying or selling shares in the secondary market (the “bid-ask spread”). To access information regarding the Fund’s net asset value, market price, premiums and discounts, and bid-ask spreads, please go to www.globalxetfs.com.

TAX INFORMATION

The Fund intends to make distributions that may be taxable to you as ordinary income or capital gains, unless you are investing through a tax-advantaged arrangement such as a 401(k) plan or an individual retirement account ("IRA"), in which case distributions from such tax-advantaged arrangement may be taxable to you.

PAYMENTS TO BROKER-DEALERS AND OTHER FINANCIAL INTERMEDIARIES

The Adviser and its related companies may pay broker-dealers or other financial intermediaries (such as a bank) for the sale of Fund Shares and related services. These payments may create a conflict of interest by influencing your broker-dealer, sales persons or other intermediary or its employees or associated persons to recommend the Fund over another investment. Ask your financial adviser or visit your financial intermediary's website for more information.

Global X Russell 2000 Covered Call & Growth ETF

Ticker: RYLG Exchange: NYSE Arca

INVESTMENT OBJECTIVE

The Global X Russell 2000 Covered Call & Growth ETF ("Fund") seeks to provide investment results that correspond generally to the price and yield performance, before fees and expenses, of the Cboe Russell 2000 Half BuyWrite Index ("Underlying Index").

FEES AND EXPENSES

This table describes the fees and expenses that you may pay if you buy, hold, and sell shares ("Shares") of the Fund. You may pay other fees, such as brokerage commissions and other fees to financial intermediaries, which are not reflected in the tables and examples below.

Annual Fund Operating Expenses (expenses that you pay each year as a percentage of the value of your investment):

Management Fees:	0.60%
Distribution and Service (12b-1) Fees:	None
Other Expenses:	0.00%
Acquired Fund Fees and Expenses: ¹	0.10%
Total Annual Fund Operating Expenses:	0.70%
Expense Reimbursement and/or Fee Waiver: ²	(0.10)%
Total Annual Fund Operating Expenses After Fee Waiver and/or Expense Reimbursement:	0.60%

¹ "Acquired Fund Fees and Expenses" sets forth the Fund's pro rata portion of the cumulative expenses charged by the exchange-traded funds, closed-end funds, business development companies and other investment companies in which the Fund invests. These expenses are calculated based on the Fund's portfolio holdings during the prior fiscal period. The actual Acquired Fund Fees and Expenses will vary with changes in the allocations of the Fund's assets. Total annual fund operating expenses do not correlate with the ratios of expenses to average net assets reported in the financial highlights tables in the Fund's Prospectus and in the Fund's shareholder reports, which reflect the Fund's operating expenses and do not include acquired fund fees and expenses.

² Pursuant to an Expense Limitation Agreement, the Adviser has contractually agreed to reimburse or waive fees and/or limit Fund expenses to the extent necessary to assure that the operating expenses of the Fund (exclusive of taxes, brokerage fees, commissions, and other transaction expenses, interest, and extraordinary expenses (such as litigation and indemnification expenses)) will not exceed 0.60% of the Fund's average daily net assets per year, until at least March 1, 2025.

Example: The following example is intended to help you compare the cost of investing in the Fund with the cost of investing in other funds. This example does not take into account customary brokerage commissions that you pay when purchasing or selling Shares of the Fund in the secondary market. The example assumes that you invest \$10,000 in the Fund for the time periods indicated and then sell all of your Shares at the end of those periods. The example also assumes that your investment has a 5% return each year and that the Fund's operating expenses remain the same. Although your actual costs may be higher or lower, based on these assumptions, your costs would be:

One Year	Three Years	Five Years	Ten Years
\$61	\$214	\$380	\$861

Portfolio Turnover: The Fund pays transaction costs, such as commissions, when it buys and sells securities (or "turns over" its portfolio). A higher portfolio turnover rate may indicate higher transaction costs and may result in higher taxes when Shares are held in a taxable account. These costs, which are not reflected in annual fund operating expenses or in the example, affect the Fund's performance. During the most recent fiscal year, the Fund's portfolio turnover rate was 5.48% of the average value of its portfolio.

PRINCIPAL INVESTMENT STRATEGIES

The Fund invests at least 80% of its net assets, plus the amount of any borrowings for investment purposes (if any), in the securities of the Cboe Russell 2000 Half BuyWrite Index (the "Underlying Index") or in investments that have economic characteristics that are substantially identical to the economic characteristics of such component securities, either individually

or in the aggregate. The Fund's 80% investment policy is non-fundamental and requires 60 days prior written notice to shareholders before it can be changed.

The Underlying Index measures the performance of a covered call strategy that holds a theoretical portfolio of the underlying stocks of the Russell 2000 Index (the "Reference Index") and "writes" (or sells) a succession of one-month at-the-money ("ATM") covered call options on the Reference Index. The written covered call options on the Reference Index correspond to approximately 50% of the value of the portfolio of stocks in the Reference Index. The Underlying Index specifically reflects the performance of the component securities of the Reference Index combined with written (sold) ATM call options corresponding to the value of 50% of the value of the portfolio of stocks in the Reference Index. The Fund invests in the securities reflected in the Underlying Index or in investments (including other underlying ETFs) that have economic characteristics that are substantially identical to the economic characteristics of such component securities, and cannot invest directly in the Underlying Index itself. The implications of the written (sold) call option are described in more detail here:

Call Options – When an investor sells a call option, the investor receives a premium in exchange for an obligation to sell shares of a reference asset at a strike price on the expiration date if the buyer of the call option exercises it. If the reference asset closes above the strike price as of the expiration date and the buyer exercises the call option, the investor will have to pay the difference between the value of the reference asset and the strike price. If the reference asset closes below the strike price as of the expiration date, the call option may end up worthless and the investor retains the premium.

On a monthly basis, the Underlying Index's hypothetical portfolio will write (sell) a succession of one-month call options corresponding to approximately 50% of the value of the underlying stocks of the Reference Index and will cover such options by holding the component securities of the Reference Index. Each call option written in the Underlying Index's hypothetical portfolio will have an exercise price generally at the prevailing market price of the Reference Index. However, if call options with those precise strike prices are unavailable, the Underlying Index's hypothetical portfolio will instead select the call options with the strike price closest to but above the prevailing market price of the Reference Index. Each option position in the Underlying Index's hypothetical portfolio will (i) be traded on a national securities exchange; (ii) be held until expiration date; (iii) expire on its date of maturity; (iv) only be subject to exercise on its expiration date; and (v) be settled in cash.

The Reference Index is an equity benchmark which measures the performance of the small-capitalization sector of the U.S. equity market as defined by FTSE Russell (the "Index Provider"). As of December 31, 2023, the Reference Index had 1,966 constituents, with a minimum market capitalization of \$6.1 million and a maximum market capitalization of \$7.9 billion and was not concentrated in any particular sector. The Fund's investment objective and Underlying Index may be changed without shareholder approval.

The Underlying Index is sponsored by the Index Provider, which is an organization that is independent of, and unaffiliated with, the Fund and Global X Management Company LLC, the investment adviser for the Fund ("Adviser"). In addition, any determinations related to the constituents of the Underlying Index are made independent of the Fund's portfolio managers. The Index Provider determines the relative weightings of the securities in the Underlying Index and publishes or designates a third-party index calculation agent to publish information regarding the market value of the Underlying Index.

The Adviser uses a "passive" or indexing approach to try to achieve the Fund's investment objective. Unlike many investment companies, the Fund does not try to outperform the Underlying Index and does not seek temporary defensive positions when markets decline or appear overvalued. The call options sold by the Fund will be collateralized by the Fund's equity holdings at the time the Fund sells the options. By selling call options on approximately 50% of the value of the portfolio of stocks in the Reference Index, the Fund's covered call strategy may generate income while allowing for some potential upside exposure to the growth of the underlying constituents of the Reference Index, relative to a 100% covered call strategy. If the price of the Reference Index is above the strike price of the Fund's call options positions upon the expiration of the call option, then at expiration the Fund would owe the purchaser of the call option the difference between the strike price and the value of the Reference Index, so the amount owed with respect to the call option would offset some gains the Fund may experience from the securities held. For example, if the price of the Reference Index were to increase by 15% from the time the call options were sold to the time the call options expired, then the call options would be expected to have a value equal to approximately 7.5% of the value the portfolio had at the time when the call options were sold, which would offset approximately half of the Fund's gains from the increase in the Reference Index over the relevant period. However, if the price of the Reference Index is below the strike price of the Fund's call options positions at expiry, the call options will expire worthless and the Fund will retain the premium. An investor that purchases Fund shares other than on the day that the Fund takes writes (sells) monthly call options, or who sells shares other than on the day that the call options expire, may experience different investment returns, depending on the relative difference between the strike price of the Fund's call options positions, and the price of the Reference Index.

The Fund generally uses a representative sampling strategy with respect to the Underlying Index. "Representative sampling" is an indexing strategy that involves investing in a representative sample of securities (including indirect investments through underlying ETFs) that collectively has an investment profile similar to the Underlying Index in terms of key risk factors, performance attributes and other characteristics. Underlying ETFs may constitute a substantial portion of the Fund's assets. These include country weightings, market capitalization and other financial characteristics of securities. Under normal circumstances, at least 80% of the Fund's net assets, plus the amount of any borrowings for investment purposes (if any), will be invested in component securities of the Underlying Index or in investments that have economic characteristics that are substantially identical to the economic characteristics of such component securities, either individually or in the aggregate. The Adviser expects that, over time, the correlation between the Fund's performance and that of the Underlying Index, before fees and expenses, will exceed 95%. A correlation percentage of 100% would indicate perfect correlation.

The Fund concentrates its investments (i.e., holds 25% or more of its total assets) in a particular industry or group of industries to approximately the same extent that the Underlying Index is concentrated. As of December 31, 2023, the Underlying Index was not concentrated in any industry.

SUMMARY OF PRINCIPAL RISKS

As with any investment, you could lose all or part of your investment in the Fund, and the Fund's performance could trail that of other investments. There is no guarantee that the Fund will achieve its investment objective. An investment in the Fund is not a bank deposit and it is not insured or guaranteed by the Federal Deposit Insurance Corporation or any other government agency, the Adviser or any of its affiliates. The Fund is subject to the principal risks noted below, any of which may adversely affect the Fund's net asset value ("NAV"), trading price, yield, total return and ability to meet its investment objective, as well as other risks that are described in greater detail in the **Additional Information About the Funds** section of this Prospectus and in the Statement of Additional Information ("SAI"). The order of the below risk factors does not indicate the significance of any particular risk factor.

Asset Class Risk: Securities and other assets in the Underlying Index or otherwise held in the Fund's portfolio may underperform in comparison to the general securities markets, a particular securities market or other asset classes.

Derivatives Risk: The Fund will invest in options, a type of derivative instrument. Derivatives can be more sensitive to changes in interest rates or to sudden fluctuations in market prices than conventional securities, which can result in greater losses for the Fund. In addition, the prices of the derivative instruments and the prices of underlying securities, interest rates or currencies they are designed to reflect may not move together as expected. A risk of the Fund's use of derivatives is that the fluctuations in their values may not correlate perfectly with the relevant reference index. Derivatives are usually traded on margin, which may subject the Fund to margin calls. Margin calls may force the Fund to liquidate assets.

Equity Securities Risk: Equity securities are subject to changes in value, and their values may be more volatile than other asset classes, as a result of such factors as a company's business performance, investor perceptions, stock market trends and general economic conditions.

ETF Investment Risk: While the risks of owning shares of an underlying ETF generally reflect the risks of owning the underlying securities of the index the ETF is designed to track, lack of liquidity in the underlying ETF can result in its value being more volatile than the underlying portfolio securities. Because the value of an underlying ETF's shares depends on the demand in the market, the Adviser may not be able to liquidate the Fund's holdings in those shares at the most optimal time, thereby adversely affecting the Fund's performance. An underlying ETF may experience tracking error in relation to the index tracked by the underlying ETF, which could contribute to tracking error for the Fund. In addition, an underlying ETF's shares may trade at a premium or discount to NAV.

In addition, investments in the securities of underlying ETFs may involve duplication of advisory fees and certain other expenses. The Fund will pay brokerage commissions in connection with the purchase and sale of shares of the underlying ETFs, which could result in greater expenses to the Fund. By investing in an underlying ETF, the Fund becomes a shareholder thereof. As a result, Fund shareholders indirectly bear the Fund's proportionate share of the fees and expenses indirectly paid by shareholders of the underlying ETF, in addition to the fees and expenses Fund shareholders indirectly bear in connection with the Fund's own operations.

If the underlying ETF fails to achieve its investment objective, the value of the Fund's investment may decline, adversely affecting the Fund's performance. Additionally, some ETFs are not registered under the Investment

Company Act of 1940 (“1940 Act”) and therefore, are not subject to the regulatory scheme and investor protections of the 1940 Act.

Capitalization Risk: Investing in issuers within the same market capitalization category carries the risk that the category may be out of favor due to current market conditions or investor sentiment.

Mid-Capitalization Companies Risk: Mid-capitalization companies may have greater price volatility, lower trading volume and less liquidity than large-capitalization companies. In addition, mid-capitalization companies may have smaller revenues, narrower product lines, less management depth and experience, smaller shares of their product or service markets, fewer financial resources and less competitive strength than large-capitalization companies.

Small-Capitalization Companies Risk: Compared to mid- and large-capitalization companies, small-capitalization companies may be less stable and more susceptible to adverse developments, and their securities may be more volatile and less liquid.

Covered Call Option Writing Risk: By writing covered call options in return for the receipt of premiums, the Fund will give up the opportunity to benefit from potential increases in the value of the Reference Index above the exercise prices of such options, but will continue to bear the risk of declines in the value of the Reference Index. The premiums received from the options may not be sufficient to offset any losses sustained from the volatility of the underlying stocks over time. As a result, the risks associated with writing covered call options may be similar to the risks associated with writing put options. In addition, the Fund’s ability to sell the securities underlying the options will be limited while the options are in effect unless the Fund cancels out the option positions through the purchase of offsetting identical options prior to the expiration of the written options. Exchanges may suspend the trading of options in volatile markets. If trading is suspended, the Fund may be unable to write options at times that may be desirable or advantageous to do so, which may increase the risk of tracking error.

Focus Risk: To the extent that the Underlying Index focuses in investments related to a particular industry or group of industries, the Fund will also focus its investments to approximately the same extent. Similarly, if the Underlying Index has significant exposure to one or more sectors, the Fund’s investments will likely have significant exposure to such sectors. In such event, the Fund’s performance will be particularly susceptible to adverse events impacting such industry or sector, which may include, but are not limited to, the following: general economic conditions or cyclical market patterns that could negatively affect supply and demand; competition for resources; adverse labor relations; political or world events; obsolescence of technologies; and increased competition or new product introductions that may affect the profitability or viability of companies in a particular industry or sector. As a result, the value of the Fund’s investments may rise and fall more than the value of shares of a fund that invests in securities of companies in a broader range of industries or sectors.

Geographic Risk: A natural, biological or other disaster could occur in a geographic region in which the Fund invests, which could affect the economy or particular business operations of companies in the specific geographic region, causing an adverse impact on the Fund’s investments in the affected region or in a region economically tied to the affected region. The securities in which the Fund invests and, consequently, the Fund are also subject to specific risks as a result of their business operations, including, but not limited to:

Risk of Investing in Developed Markets: The Fund’s investment in a developed country issuer may subject the Fund to regulatory, political, currency, security, economic and other risks associated with developed countries. Developed countries tend to represent a significant portion of the global economy and have generally experienced slower economic growth than some less developed countries. Certain developed countries have experienced security concerns, such as terrorism and strained international relations. Incidents involving a country’s or region’s security may cause uncertainty in its markets and may adversely affect its economy and the Fund’s investments. In addition, developed countries may be impacted by changes to the economic conditions of certain key trading partners, regulatory burdens, debt burdens and the price or availability of certain commodities.

Risk of Investing in the United States: A decrease in imports or exports, changes in trade regulations and/or an economic recession in the U.S. may have a material adverse effect on the U.S. economy.

Issuer Risk: Fund performance depends on the performance of individual companies in which the Fund invests. Changes to the financial condition of any of those companies may cause the value of such company’s securities to decline.

Market Risk: Turbulence in the financial markets and reduced liquidity may negatively affect issuers, which could have an adverse effect on the Fund. If the securities held by the Fund experience poor liquidity, the Fund may be unable to transact at advantageous times or prices, which may decrease the Fund’s returns. In addition, there is a risk that policy changes by central

governments and governmental agencies, including the U.S. Federal Reserve or the European Central Bank, which could include increasing interest rates, could cause increased volatility in financial markets and lead to higher levels of Fund redemptions from Authorized Participants, which could have a negative impact on the Fund. Furthermore, local, regional or global events such as war, acts of terrorism, the spread of infectious illness or other public health issues, recessions, raising of interest rates, or other events could have a significant impact on the Fund and its investments and trading of its Shares. This increases the risk that monetary policy may provide less support should economic growth slow. Additionally, China's shift away from a zero-COVID policy creates both opportunities and risks, causing uncertainty for global economic growth. Market risk factors may result in increased volatility and/or decreased liquidity in the securities markets. The Fund's NAV could decline over short periods due to short-term market movements and over longer periods during market downturns.

New Fund Risk: The Fund is a new fund, with a limited operating history, which may result in additional risks for investors in the Fund. There can be no assurance that the Fund will grow to or maintain an economically viable size, in which case the Board of Trustees may determine to liquidate the Fund. While shareholder interests will be the paramount consideration, the timing of any liquidation may not be favorable to certain individual shareholders. New funds are also subject to Large Shareholder Risk.

Operational Risk: The Fund is exposed to operational risk arising from a number of factors, including but not limited to human error, processing and communication errors, errors of the Fund's service providers, counterparties or other third-parties, failed or inadequate processes and technology or systems failures. Additionally, cyber security failures or breaches of the electronic systems of the Fund, the Adviser, and the Fund's other service providers, market makers, Authorized Participants or the issuers of securities in which the Fund invests have the ability to cause disruptions and negatively impact the Fund's business operations, potentially resulting in financial losses to the Fund and its shareholders. The Fund and the Adviser seek to reduce these operational risks through controls and procedures. However, these measures do not address every possible risk and may be inadequate for those risks that they are intended to address.

Options Premium Tax Risk: The Fund's investment strategy may limit its ability to distribute dividends eligible for treatment as qualified dividend income, which for non-corporate shareholders are subject to federal income tax at rates of up to 20%. The Fund's investment strategy may also limit its ability to distribute dividends eligible for the dividends-received deduction for corporate shareholders. For these reasons, a significant portion of distributions received by Fund shareholders may be subject to tax at effective tax rates that are higher than the rates that would apply if the Fund were to engage in a different investment strategy. You should consult your tax advisor as to the tax consequences of acquiring, owning and disposing of Shares in the Fund.

Passive Investment Risk: The Fund is not actively managed, and the Adviser does not attempt to take defensive positions in declining markets. Unlike many investment companies, the Fund does not seek to outperform its Underlying Index. Therefore, it would not necessarily buy or sell a security unless that security is added or removed, respectively, from the Underlying Index, even if that security generally is underperforming. Additionally, if a constituent of the Underlying Index were removed, even outside of a regular rebalance of the Underlying Index, the Adviser anticipates that the Fund would sell such security. Maintaining investments in securities regardless of market conditions or the performance of individual securities could cause the Fund's return to be lower than if the Fund employed an active strategy.

Index-Related Risk: There is no guarantee that the Fund will achieve a high degree of correlation to the Underlying Index and therefore achieve its investment objective. Market disruptions and regulatory restrictions could have an adverse effect on the Fund's ability to adjust its exposure to the required levels in order to track the Underlying Index. Errors in index data, index computations and/or the construction of the Underlying Index in accordance with its methodology may occur from time to time and may not be identified and corrected by the Index Provider for a period of time or at all, which may have an adverse impact on the Fund and its shareholders.

Management Risk: The Fund may not fully replicate its Underlying Index and may hold securities not included in its Underlying Index. The Adviser's investment strategy, the implementation of which is subject to a number of constraints, may cause the Fund to underperform the market or its relevant benchmark or adversely affect the ability of the Fund to achieve its investment objective.

Tracking Error Risk: Tracking error may occur because of differences between the instruments held in the Fund's portfolio and those included in the Underlying Index, pricing differences, transaction costs incurred by the Fund, the Fund's holding of uninvested cash, size of the Fund, differences in timing of the accrual of or the valuation of dividends or interest, tax gains or losses, changes to the Underlying Index or the costs to the Fund of complying with various new or existing regulatory requirements. This risk may be heightened during times of increased market

volatility or other unusual market conditions. Tracking error also may result because the Fund incurs fees and expenses, while the Underlying Index does not.

Risks Associated with Exchange-Traded Funds: As an ETF, the Fund is subject to the following risks:

Authorized Participants Concentration Risk: The Fund has a limited number of financial institutions that may act as Authorized Participants and engage in creation or redemption transactions directly with the Fund, and none of those Authorized Participants is obligated to engage in creation and/or redemption transactions. To the extent that those Authorized Participants exit the business or are unable to process creation and/or redemption orders, such as in times of market stress, Shares may be more likely to trade at a premium or discount to NAV and/or at wider intraday bid-ask spreads, and possibly face trading halts and/or delisting from an exchange.

Large Shareholder Risk: Redemptions by large shareholders could have a significant negative impact on the Fund. If a large shareholder were to redeem all, or a large portion, of its Shares, there is no guarantee that the Fund will be able to maintain sufficient assets to continue operations in which case the Board of Trustees may determine to liquidate the Fund. In addition, transactions by large shareholders may account for a large percentage of the trading volume on a national securities exchange and may, therefore, have a material upward or downward effect on the market price of the Shares.

Listing Standards Risk: The Fund is required to comply with listing requirements adopted by the listing exchange. Non-compliance with such requirements may result in the Fund's shares being delisted by the listing exchange. Any resulting liquidation of the Fund could cause the Fund to incur elevated transaction costs and could result in negative tax consequences for its shareholders.

Market Trading Risks and Premium/Discount Risks: Shares of the Fund are publicly traded on a national securities exchange, which may subject shareholders to numerous market trading risks. In stressed market conditions, the market for the Shares may become less liquid in response to the deteriorating liquidity of the Fund's portfolio. This adverse effect on the liquidity of the Shares, as well as disruptions to creations and redemptions, the existence of extreme market volatility or potential lack of assets in the Fund or an active trading market for Shares may result in Shares trading at a significant premium or discount to NAV. If a shareholder purchases Shares at a time when the market price is at a premium to the NAV or sells Shares at a time when the market price is at a discount to the NAV, the shareholder may sustain losses. The NAV of the Fund is calculated at the end of each business day and fluctuates with changes in the market value of the Fund's holdings. The trading price of the Fund's Shares fluctuates, in some cases materially, throughout trading hours in response to changes in the Fund's NAV.

Trading Halt Risk: An exchange or market may close or issue trading halts on specific securities, or the ability to buy or sell certain securities or financial instruments may be restricted, which may result in the Fund being unable to buy or sell certain securities or financial instruments. In such circumstances, the Fund may be unable to rebalance its portfolio, may be unable to accurately price its investments and/or may incur substantial trading losses.

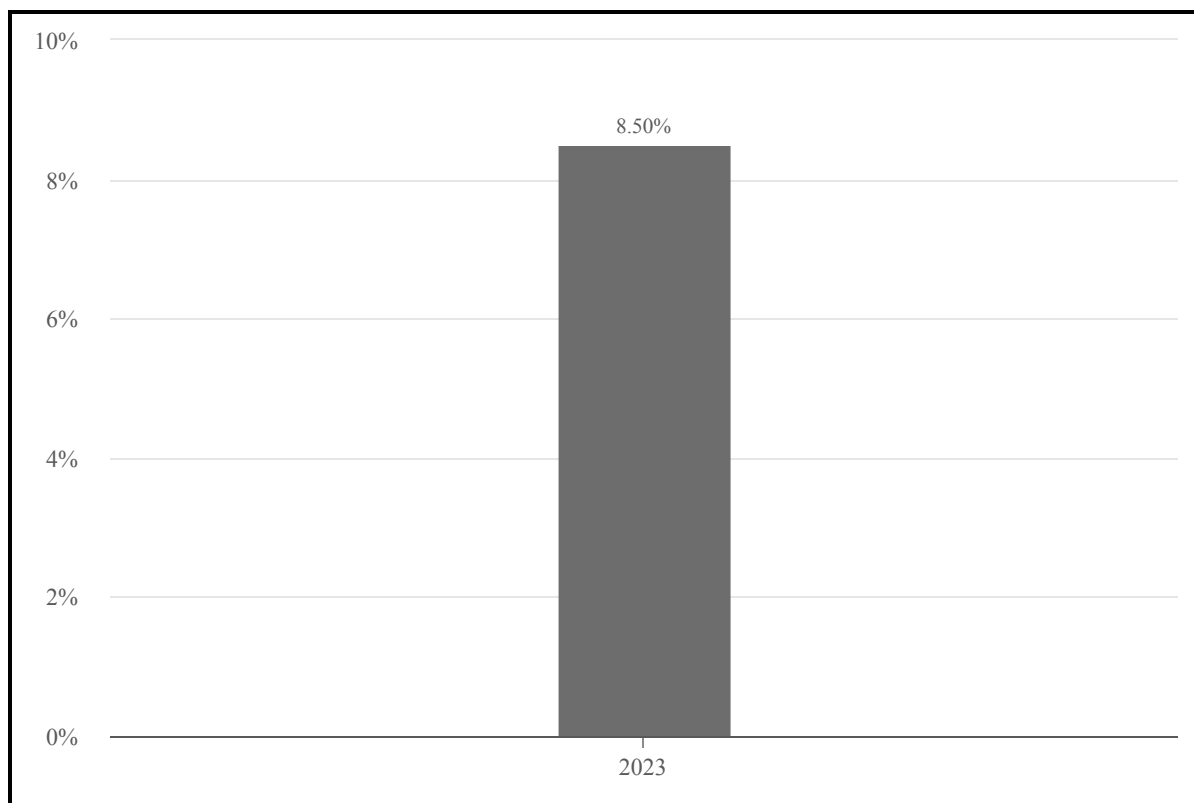
Turnover Risk: The Fund may engage in frequent and active trading, which may significantly increase the Fund's portfolio turnover rate. At times, the Fund may have a portfolio turnover rate substantially greater than 100%. For example, a portfolio turnover rate of 300% is equivalent to the Fund buying and selling all of its securities three times during the course of a year. A high portfolio turnover rate would result in high brokerage costs for the Fund, may result in higher taxes when Shares are held in a taxable account and lower Fund performance.

Valuation Risk: The sales price the Fund could receive for a security may differ from the Fund's valuation of the security and may differ from the value used by the Underlying Index, particularly for securities that trade in low value or volatile markets or that are valued using a fair value methodology (such as during trading halts). The value of the securities in the Fund's portfolio may change on days when shareholders will not be able to purchase or sell the Fund's Shares.

PERFORMANCE INFORMATION

The bar chart and table that follow show how the Fund performed on a calendar year basis and provide an indication of the risks of investing in the Fund by showing changes in the Fund's performance from year to year and by showing how the Fund's average annual returns for the indicated periods compare with the Fund's benchmark index and a broad measure of market performance. The Fund's past performance (before and after taxes) is not necessarily indicative of how the Fund will perform in the future. Updated performance information is available online at www.globalxetfs.com.

Annual Total Returns (Years Ended December 31)



Best Quarter: 12/31/2023 7.63%
Worst Quarter: 9/30/2023 -4.13%

Average Annual Total Returns (for the Periods Ended December 31, 2023)

	One Year Ended December 31, 2023	Since Inception (10/04/2022)
Global X Russell 2000 Covered Call & Growth ETF:		
· Return before taxes	8.50%	6.55%
· Return after taxes on distributions ¹	7.95%	4.67%
· Return after taxes on distributions and sale of Fund Shares ¹	5.02%	4.14%
Cboe Russell 2000 Half BuyWrite Index (Index returns reflects invested dividends net of withholding taxes, but reflect no deduction for fees, expenses, or other taxes)		
	8.96%	6.99%
Russell 2000 Index (Index returns reflects invested dividends net of withholding taxes, but reflect no deduction for fees, expenses, or other taxes)		
	16.93%	13.04%

¹ After-tax returns are calculated using the historical highest individual U.S. federal marginal income tax rates and do not reflect the impact of state and local taxes. Your actual after-tax returns will depend on your specific tax situation and may differ from those shown above. After-tax returns are not relevant to investors who hold Shares of the Fund through tax-advantaged arrangements, such as 401(k) plans or individual retirement accounts (IRAs).

FUND MANAGEMENT

Investment Adviser: Global X Management Company LLC.

Portfolio Managers: The professionals primarily responsible for the day-to-day management of the Fund are Nam To, CFA; Wayne Xie; Vanessa Yang; and Sandy Lu, CFA (“Portfolio Managers”). Messrs. To, Xie and Lu and Ms. Yang have been Portfolio Managers of the Fund since the Fund's inception.

PURCHASE AND SALE OF FUND SHARES

Shares of the Fund are or will be listed and traded at market prices on a national securities exchange. Shares may only be purchased and sold on the exchange through a broker-dealer. The price of Shares is based on market price, and because ETF shares trade at market prices rather than at NAV, Shares may trade at a price greater than NAV (a premium) or less than NAV (a discount). Only "Authorized Participants" (as defined in the SAI) who have entered into agreements with the Fund's distributor, SEI Investments Distribution Co. ("Distributor"), may engage in creation or redemption transactions directly with the Fund. The Fund will only issue or redeem Shares that have been aggregated into blocks called "Creation Units". The Fund will issue or redeem Creation Units in return for a basket of cash and/or securities that the Fund specifies any day that the national securities exchanges are open for business (“Business Day”). An investor may incur costs attributable to the difference between the highest price a buyer is willing to pay to purchase shares of the Fund (bid) and the lowest price a seller is willing to accept for shares of the Fund (ask) when buying or selling shares in the secondary market (the “bid-ask spread”). To access information regarding the Fund’s net asset value, market price, premiums and discounts, and bid-ask spreads, please go to www.globalxetfs.com.

TAX INFORMATION

The Fund intends to make distributions that may be taxable to you as ordinary income or capital gains, unless you are investing through a tax-advantaged arrangement such as a 401(k) plan or an individual retirement account ("IRA"), in which case distributions from such tax-advantaged arrangement may be taxable to you.

PAYMENTS TO BROKER-DEALERS AND OTHER FINANCIAL INTERMEDIARIES

The Adviser and its related companies may pay broker-dealers or other financial intermediaries (such as a bank) for the sale of Fund Shares and related services. These payments may create a conflict of interest by influencing your broker-dealer, sales persons or other intermediary or its employees or associated persons to recommend the Fund over another investment. Ask your financial adviser or visit your financial intermediary's website for more information.

Global X Financials Covered Call & Growth ETF

Ticker: FYLG Exchange: NYSE Arca

INVESTMENT OBJECTIVE

The Global X Financials Covered Call & Growth ETF ("Fund") seeks to provide investment results that correspond generally to the price and yield performance, before fees and expenses, of the Cboe S&P Financial Select Sector Half BuyWrite Index ("Underlying Index").

FEES AND EXPENSES

This table describes the fees and expenses that you may pay if you buy, hold, and sell shares ("Shares") of the Fund. You may pay other fees, such as brokerage commissions and other fees to financial intermediaries, which are not reflected in the tables and examples below.

Annual Fund Operating Expenses (expenses that you pay each year as a percentage of the value of your investment):

Management Fees:	0.60%
Distribution and Service (12b-1) Fees:	None
Other Expenses: ¹	0.00%
Acquired Fund Fees and Expenses: ²	0.05%
Total Annual Fund Operating Expenses:	0.65%
Expense Reimbursement and/or Fee Waiver: ³	(0.05)%
Total Annual Fund Operating Expenses After Fee Waiver and/or Expense Reimbursement:	0.60%

¹ Other Expenses are based on estimated amounts for the current fiscal year.

² "Acquired Fund Fees and Expenses" sets forth the Fund's pro rata portion of the cumulative expenses charged by the exchange-traded funds, closed-end funds, business development companies and other investment companies in which the Fund invests. The actual Acquired Fund Fees and Expenses will vary with changes in the allocations of the Fund's assets. Total annual fund operating expenses do not correlate with the ratios of expenses to average net assets reported in the financial highlights tables in the Fund's Prospectus and in the Fund's shareholder reports, which reflect the Fund's operating expenses and do not include acquired fund fees and expenses.

³ Pursuant to an Expense Limitation Agreement, the Adviser has contractually agreed to reimburse or waive fees and/or limit Fund expenses to the extent necessary to assure that the operating expenses of the Fund (exclusive of taxes, brokerage fees, commissions, and other transaction expenses, interest, and extraordinary expenses (such as litigation and indemnification expenses)) will not exceed 0.60% of the Fund's average daily net assets per year, until at least March 1, 2025.

Example: The following example is intended to help you compare the cost of investing in the Fund with the cost of investing in other funds. This example does not take into account customary brokerage commissions that you pay when purchasing or selling Shares of the Fund in the secondary market. The example assumes that you invest \$10,000 in the Fund for the time periods indicated and then sell all of your Shares at the end of those periods. The example also assumes that your investment has a 5% return each year and that the Fund's operating expenses remain the same. Although your actual costs may be higher or lower, based on these assumptions, your costs would be:

One Year	Three Years	Five Years	Ten Years
\$61	\$203	\$357	\$806

Portfolio Turnover: The Fund pays transaction costs, such as commissions, when it buys and sells securities (or "turns over" its portfolio). A higher portfolio turnover rate may indicate higher transaction costs and may result in higher taxes when Shares are held in a taxable account. These costs, which are not reflected in annual fund operating expenses or in the example, affect the Fund's performance. From the Fund's commencement of operations on November 21, 2022 to the end of the most recent fiscal period, the Fund's portfolio turnover rate was 16.45% of the average value of its portfolio.

PRINCIPAL INVESTMENT STRATEGIES

The Fund invests at least 80% of its net assets, plus borrowings for investment purposes (if any), in the securities of the Cboe S&P Financial Select Sector Half BuyWrite Index (the "Underlying Index") or in investments that have economic characteristics that are substantially identical to the economic characteristics of such component securities, either individually

or in the aggregate. The Fund's 80% investment policy is non-fundamental and requires 60 days prior written notice to shareholders before it can be changed.

The Underlying Index measures the performance of a partially covered call strategy that holds a theoretical portfolio of the underlying securities of the Financial Select Sector Index (the "Reference Index"). The Underlying Index "writes" (or sells) a succession of one-month at-the-money covered call options on the Financial Select Sector SPDR[®] Fund (the "Reference Fund"), or such other fund that seeks to track the performance of the Reference Index, as determined by the Index Provider. The call options correspond to approximately 50% of the value of the securities in the Reference Index, therefore representing a partially covered call strategy. The call options written (sold) by the Fund will be FLEXible EXchange ("FLEX") options. The Fund invests in the securities reflected in the Underlying Index or in investments (including other underlying ETFs) that have economic characteristics that are substantially identical to the economic characteristics of such component securities and cannot invest directly in the Underlying Index itself. The implications of the written (sold) FLEX call options are described in more detail here:

Call Options – When an investor sells a call option, the investor receives a premium in exchange for an obligation to sell shares of a reference asset at a strike price on the expiration date if the buyer of the call option exercises it. If the reference asset closes above the strike price as of the expiration date and the buyer exercises the call option, the investor will have to pay the difference between the value of the reference asset and the strike price. If the reference asset closes below the strike price as of the expiration date, the call option may end up worthless and the investor retains the premium.

FLEX Options – FLEX options are options guaranteed by the Options Clearing Corporation (OCC), that allow investors to customize key contract terms, including expiration date, exercise style, and exercise price, and expanded position limits.

On a monthly basis, the Underlying Index's hypothetical portfolio will write (sell) a succession of one-month FLEX call options on the Reference Fund corresponding to approximately 50% of the value of the securities in the Reference Index and will cover such options by holding the component securities of the Reference Index. The exercise price of each FLEX call option written is the listed option reference price closest to the Volume Weighted Average Price ("VWAP") of the Reference Fund from 12:59 p.m. ET to 1:00 p.m. ET on the roll date or, if the Reference Fund does not trade during this period, the last mid-price of the Reference Fund before 1:00 p.m. ET. The roll date is a specified day of each month when the open call options position of the Underlying Index expires, and a new call option position is opened that will expire as of the next roll date. The roll date for the Underlying Index is the business day prior to the standard monthly listed option expiry date, the latter typically being the third Friday of each month. Each option position will (i) be held until one day prior to the expiration date (i.e., generally the Thursday preceding the third Friday of the month) and liquidated at a price determined at 2:00 p.m. ET; (ii) expire on its date of maturity (in the next calendar month); and (iii) only be subject to exercise on its expiration date. Because FLEX options may not trade regularly, the Underlying Index will utilize a model-based valuation for the FLEX options that references the quoted prices for listed options on the Reference Fund.

The Reference Index is a modified market capitalization weighted index containing the securities of the S&P 500 Index that are classified within the financials sector under the Global Industry Classification System ("GICS"), including securities of companies from the following industries: diversified financial services; insurance; banks; capital markets; mortgage real estate investment trusts ("REITs"); consumer finance; and thrifts and mortgage finance. The Reference Index is one of eleven Select Sector Indexes developed and maintained in accordance with the following criteria: (1) each of the component securities in the Index is a constituent of the S&P 500 Index; and (2) the Reference Index is calculated by S&P Dow Jones Indices LLC ("S&P DJI") based on a proprietary "modified market capitalization" methodology, which means that modifications may be made to the market capitalization weights of single stock concentrations in order to conform to the requirements of the Internal Revenue Code of 1986, as amended (the "Internal Revenue Code" or "IRC"). As of December 31, 2023, the Reference Index was comprised of 72 holdings.

The Underlying Index is sponsored by S&P Dow Jones Indices LLC (the "Index Provider"), which is an organization that is independent of, and unaffiliated with, the Fund and Global X Management Company LLC, the investment adviser for the Fund ("Adviser"). In addition, any determinations related to the constituents of the Underlying Index are made independent of the Fund's portfolio managers. The Index Provider determines the relative weightings of the securities in the Underlying Index and publishes or designates a third-party index calculation agent to publish information regarding the market value of the Underlying Index.

The Adviser uses a "passive" or indexing approach to try to achieve the Fund's investment objective. Unlike many investment companies, the Fund does not try to outperform the Underlying Index and does not seek temporary defensive positions when markets decline or appear overvalued. The call options sold by the Fund will be collateralized by the Fund's equity holdings at the time the Fund sells the options. By selling call options corresponding to approximately 50% of the value of the portfolio of stocks in the Reference Index, the Fund's partially covered call strategy may generate income while allowing for some potential upside exposure to the growth of the underlying constituents of the Reference Index, relative to a 100% covered call strategy. If the price of the Reference Fund is above the strike price of the Fund's call options positions upon the expiration of the call options, then at expiration the Fund would owe the purchaser of the call option the difference between the strike price and the price of the Reference Fund, so the amount owed with respect to the call option would be expected to offset approximately half of the gains the Fund may experience from the securities held. For example, if the price of the Reference Fund were to increase by 15% from the time the call options were sold to the time the call options expired, then the call options could be expected to have a value equal to approximately 7.5% of the value the portfolio had at the time when the call options were sold, which would offset approximately half of the Fund's gains from the increase in the Reference Index over the relevant period, as long as the performance of the Reference Fund generally corresponds to the performance of the Reference Index. However, if the price of the Reference Fund is below the strike price of the Fund's call options positions at expiry, the call options will expire worthless, and the Fund will retain the premium. An investor that purchases Fund shares other than on the day that the Fund writes (sells) monthly call options, or who sells shares other than on the day that the call options expire, may experience different investment returns, depending on the relative difference between the strike price of the Fund's call options positions, and the price of the Reference Fund.

The Fund generally uses a representative sampling strategy with respect to the Underlying Index. "Representative sampling" is an indexing strategy that involves investing in a representative sample of securities (including indirect investments through underlying ETFs) that collectively has an investment profile similar to the Underlying Index in terms of key risk factors, performance attributes and other characteristics. Underlying ETFs may constitute a substantial portion of the Fund's assets. These include country weightings, market capitalization and other financial characteristics of securities. Under normal circumstances, at least 80% of the Fund's net assets, plus the amount of any borrowings for investment purposes (if any), will be invested in component securities of the Underlying Index or in investments that have economic characteristics that are substantially identical to the economic characteristics of such component securities, either individually or in the aggregate.

The Adviser expects that, over time, the correlation between the Fund's performance and that of the Underlying Index, before fees and expenses, will exceed 95%. A correlation percentage of 100% would indicate perfect correlation.

The Fund concentrates its investments (i.e., holds 25% or more of its total assets) in a particular industry or group of industries to approximately the same extent that the Underlying Index is concentrated. As of December 31, 2023, the Underlying Index was concentrated in the banking and financial services industries and had significant exposure to the financials sector. The Fund is classified as "non-diversified," which means it may invest a larger percentage of its assets in a smaller number of issuers than a diversified fund.

SUMMARY OF PRINCIPAL RISKS

As with any investment, you could lose all or part of your investment in the Fund, and the Fund's performance could trail that of other investments. There is no guarantee that the Fund will achieve its investment objective. An investment in the Fund is not a bank deposit and it is not insured or guaranteed by the Federal Deposit Insurance Corporation or any other government agency, the Adviser or any of its affiliates. The Fund is subject to the principal risks noted below, any of which may adversely affect the Fund's net asset value ("NAV"), trading price, yield, total return and ability to meet its investment objective, as well as other risks that are described in greater detail in the **Additional Information About the Funds** section of this Prospectus and in the Statement of Additional Information ("SAI"). The order of the below risk factors does not indicate the significance of any particular risk factor.

Asset Class Risk: Securities and other assets in the Underlying Index or otherwise held in the Fund's portfolio may underperform in comparison to the general securities markets, a particular securities market or other asset classes.

Derivatives Risk: The Fund will invest in options, a type of derivative instrument. Derivatives can be more sensitive to changes in interest rates or to sudden fluctuations in market prices than conventional securities, which can result in greater losses for the Fund. In addition, the prices of the derivative instruments and the prices of underlying securities, interest rates or currencies they are designed to reflect may not move together as expected. A risk of the Fund's use of derivatives is that the fluctuations in their values may not correlate perfectly with the relevant reference index.

Derivatives are usually traded on margin, which may subject the Fund to margin calls. Margin calls may force the Fund to liquidate assets.

Equity Securities Risk: Equity securities are subject to changes in value, and their values may be more volatile than other asset classes, as a result of such factors as a company's business performance, investor perceptions, stock market trends and general economic conditions.

ETF Investment Risk: While the risks of owning shares of an underlying ETF generally reflect the risks of owning the underlying securities of the index the ETF is designed to track, lack of liquidity in the underlying ETF can result in its value being more volatile than the underlying portfolio securities. Because the value of an underlying ETF's shares depends on the demand in the market, the Adviser may not be able to liquidate the Fund's holdings in those shares at the most optimal time, thereby adversely affecting the Fund's performance. An underlying ETF may experience tracking error in relation to the index tracked by the underlying ETF, which could contribute to tracking error for the Fund. In addition, an underlying ETF's shares may trade at a premium or discount to NAV.

In addition, investments in the securities of underlying ETFs may involve duplication of advisory fees and certain other expenses. The Fund will pay brokerage commissions in connection with the purchase and sale of shares of the underlying ETFs, which could result in greater expenses to the Fund. By investing in an underlying ETF, the Fund becomes a shareholder thereof. As a result, Fund shareholders indirectly bear the Fund's proportionate share of the fees and expenses indirectly paid by shareholders of the underlying ETF, in addition to the fees and expenses Fund shareholders indirectly bear in connection with the Fund's own operations.

If the underlying ETF fails to achieve its investment objective, the value of the Fund's investment may decline, adversely affecting the Fund's performance. Additionally, some ETFs are not registered under the Investment Company Act of 1940 ("1940 Act") and therefore, are not subject to the regulatory scheme and investor protections of the 1940 Act.

Capitalization Risk: Investing in issuers within the same market capitalization category carries the risk that the category may be out of favor due to current market conditions or investor sentiment.

Large-Capitalization Companies Risk: Large-capitalization companies may trail the returns of the overall stock market. Large-capitalization stocks tend to go through cycles of doing better - or worse - than the stock market in general. These periods have, in the past, lasted for as long as several years.

Correlation Risk: In seeking to track the performance of the Underlying Index, the Fund anticipates holding component securities of the Reference Index and writing call options on the Reference Fund. While it is anticipated that the performance of the Reference Fund, and of the call options written on the Reference Fund, will generally correspond to the performance of the component securities of the Reference Index, there can be no guarantee that such performance will be highly correlated. It is possible that the value of the component securities of the Reference Index may diverge from the value of the Reference Fund on which the call options are written. If such performance diverges, this may cause the performance of the call options to offset more or less than 50% of the gains of the component securities during a roll period. If this occurs, the total return of the Fund will deviate from the total return expectations of a 50% covered call strategy.

Covered Call Option Writing Risk: By writing covered call options in return for the receipt of premiums, the Fund will give up the opportunity to benefit from potential increases in the value of the Reference Index above the exercise prices of such options, but will continue to bear the risk of declines in the value of the Reference Index. The premiums received from the options may not be sufficient to offset any losses sustained from the volatility of the underlying stocks over time. As a result, the risks associated with writing covered call options may be similar to the risks associated with writing put options. In addition, the Fund's ability to sell the securities underlying the options will be limited while the options are in effect unless the Fund cancels out the option positions through the purchase of offsetting identical options prior to the expiration of the written options. Exchanges may suspend the trading of options in volatile markets. If trading is suspended, the Fund may be unable to write options at times that may be desirable or advantageous to do so, which may increase the risk of tracking error.

Flex Options Risk: The Fund will utilize FLEX options issued and guaranteed for settlement by the OCC. The Fund bears the risk that the OCC will be unable to, or unwilling to, perform their obligations under the contracts. In the unlikely event that the OCC cannot meet their obligations, the Fund could suffer significant losses. Additionally, FLEX options may be more illiquid than other securities, including traditional options. To the extent that the FLEX options may not be expected to experience regular trading, the FLEX options held by the Fund may be valued based on a price quotation or other equivalent indication of

value supplied by a pricing service, rather than based on a price last traded on an exchange. In less liquid markets for FLEX options, the Fund may have difficulty entering into or closing out certain positions at designated times and/or prices, including in connection with the monthly options roll process. With the creation and redemption of Shares, to the extent market participants are not willing or able to enter into FLEX option transactions with the Fund at prices that reflect the market price of the Shares, the Fund's net asset value ("NAV") and, in turn the share price of the Fund, could suffer significant losses. The Fund may experience substantial downside from specific FLEX option positions, and some may expire worthless. As a FLEX option approaches the predetermined expiration date, its value typically moves in parallel with the value of the Reference Fund. However, prior to such date, the value of the FLEX options may not increase or decrease at the same rate as the Reference Fund's share price on a day-to-day basis. The value of the underlying FLEX options will be affected by many market factors, such as changes in the Reference Fund's share price, interest rates, the volatility of the Reference Fund, and the remaining time to until the FLEX options expire.

Focus Risk: To the extent that the Underlying Index focuses in investments related to a particular industry or group of industries, the Fund will also focus its investments to approximately the same extent. Similarly, if the Underlying Index has significant exposure to one or more sectors, the Fund's investments will likely have significant exposure to such sectors. In such event, the Fund's performance will be particularly susceptible to adverse events impacting such industry or sector, which may include, but are not limited to, the following: general economic conditions or cyclical market patterns that could negatively affect supply and demand; competition for resources; adverse labor relations; political or world events; obsolescence of technologies; and increased competition or new product introductions that may affect the profitability or viability of companies in a particular industry or sector. As a result, the value of the Fund's investments may rise and fall more than the value of shares of a fund that invests in securities of companies in a broader range of industries or sectors.

Risks Related to Investing in the Banking Industry: The performance of stocks in the banking industry may be affected by extensive governmental regulation which may limit both the amounts and types of loans and other financial commitments they can make, and the interest rates and fees they can charge and the amount of capital they must maintain. Profitability is largely dependent on the availability and cost of capital funds and can fluctuate significantly when interest rates change. Credit losses resulting from financial difficulties of borrowers can negatively impact banking companies. Banks may also be subject to severe price competition. Competition is high among banking companies and failure to maintain or increase market share may result in lost market value. The impact of changes in capital requirements and recent or future regulation of any individual banking company, or of the financials sector as a whole, cannot be predicted. In recent years, cyberattacks and technology malfunctions and failures have become increasingly frequent in this sector and have caused significant losses to companies in this sector, which may negatively impact the Fund.

Risks Related to Investing in the Financials Sector: Performance of companies in the financials sector may be adversely impacted by many factors, including, among others, government regulations, economic conditions, credit rating downgrades, changes in interest rates, and decreased liquidity in credit markets. This sector has experienced significant losses in the past, and the impact of more stringent capital requirements and of current or future regulation on any individual financial company or on the sector as a whole cannot be predicted. In recent years, cyber-attacks and technology malfunctions and failures have become increasingly frequent in this sector and have caused significant losses to companies in this sector, which may negatively impact the Fund.

Risks Related to Investing in the Financial Services Industry: The performance of stocks in the Financial Services industry may be adversely impacted by the banking, insurance, mortgage financing, and transaction & payment processing services activities, government regulations, economic conditions, credit rating downgrades, and other factors which could adversely affect financial markets.

Geographic Risk: A natural, biological or other disaster could occur in a geographic region in which the Fund invests, which could affect the economy or particular business operations of companies in the specific geographic region, causing an adverse impact on the Fund's investments in the affected region or in a region economically tied to the affected region. The securities in which the Fund invests and, consequently, the Fund are also subject to specific risks as a result of their business operations, including, but not limited to:

Risk of Investing in Developed Markets: The Fund's investment in a developed country issuer may subject the Fund to regulatory, political, currency, security, economic and other risks associated with developed countries. Developed countries tend to represent a significant portion of the global economy and have generally experienced slower economic growth than some less developed countries. Certain developed countries have experienced security concerns, such as terrorism and strained international relations. Incidents involving a country's or region's security may cause

uncertainty in its markets and may adversely affect its economy and the Fund's investments. In addition, developed countries may be impacted by changes to the economic conditions of certain key trading partners, regulatory burdens, debt burdens and the price or availability of certain commodities.

Risk of Investing in the United States: A decrease in imports or exports, changes in trade regulations and/or an economic recession in the U.S. may have a material adverse effect on the U.S. economy.

Issuer Risk: Fund performance depends on the performance of individual companies in which the Fund invests. Changes to the financial condition of any of those companies may cause the value of such company's securities to decline.

Market Risk: Turbulence in the financial markets and reduced liquidity may negatively affect issuers, which could have an adverse effect on the Fund. If the securities held by the Fund experience poor liquidity, the Fund may be unable to transact at advantageous times or prices, which may decrease the Fund's returns. In addition, there is a risk that policy changes by central governments and governmental agencies, including the U.S. Federal Reserve or the European Central Bank, which could include increasing interest rates, could cause increased volatility in financial markets and lead to higher levels of Fund redemptions from Authorized Participants, which could have a negative impact on the Fund. Furthermore, local, regional or global events such as war, acts of terrorism, the spread of infectious illness or other public health issues, recessions, raising of interest rates, or other events could have a significant impact on the Fund and its investments and trading of its Shares. This increases the risk that monetary policy may provide less support should economic growth slow. Additionally, China's shift away from a zero-COVID policy creates both opportunities and risks, causing uncertainty for global economic growth. Market risk factors may result in increased volatility and/or decreased liquidity in the securities markets. The Fund's NAV could decline over short periods due to short-term market movements and over longer periods during market downturns.

Non-Diversification Risk: The Fund is classified as a "non-diversified" investment company under the Investment Company Act of 1940 ("1940 Act"). As a result, the Fund is subject to the risk that it may be more volatile than a diversified fund because the Fund may invest its assets in a smaller number of issuers or may invest a larger proportion of its assets in a single issuer. As a result, the gains and losses on a single investment may have a greater impact on the Fund's NAV and may make the Fund more volatile than more diversified funds.

Operational Risk: The Fund is exposed to operational risk arising from a number of factors, including but not limited to human error, processing and communication errors, errors of the Fund's service providers, counterparties or other third-parties, failed or inadequate processes and technology or systems failures. Additionally, cyber security failures or breaches of the electronic systems of the Fund, the Adviser, and the Fund's other service providers, market makers, Authorized Participants or the issuers of securities in which the Fund invests have the ability to cause disruptions and negatively impact the Fund's business operations, potentially resulting in financial losses to the Fund and its shareholders. The Fund and the Adviser seek to reduce these operational risks through controls and procedures. However, these measures do not address every possible risk and may be inadequate for those risks that they are intended to address.

Options Premium Tax Risk: The Fund's investment strategy may limit its ability to distribute dividends eligible for treatment as qualified dividend income, which for non-corporate shareholders are subject to federal income tax at rates of up to 20%. The Fund's investment strategy may also limit its ability to distribute dividends eligible for the dividends-received deduction for corporate shareholders. For these reasons, a significant portion of distributions received by Fund shareholders may be subject to tax at effective tax rates that are higher than the rates that would apply if the Fund were to engage in a different investment strategy. You should consult your tax advisor as to the tax consequences of acquiring, owning and disposing of Shares in the Fund.

Passive Investment Risk: The Fund is not actively managed, and the Adviser does not attempt to take defensive positions in declining markets. Unlike many investment companies, the Fund does not seek to outperform its Underlying Index. Therefore, it would not necessarily buy or sell a security unless that security is added or removed, respectively, from the Underlying Index, even if that security generally is underperforming. Additionally, if a constituent of the Underlying Index were removed, even outside of a regular rebalance of the Underlying Index, the Adviser anticipates that the Fund would sell such security. Maintaining investments in securities regardless of market conditions or the performance of individual securities could cause the Fund's return to be lower than if the Fund employed an active strategy.

Index-Related Risk: There is no guarantee that the Fund will achieve a high degree of correlation to the Underlying Index and therefore achieve its investment objective. Market disruptions and regulatory restrictions could have an adverse effect on the Fund's ability to adjust its exposure to the required levels in order to track the Underlying Index. Errors in index data, index computations and/or the construction of the Underlying Index in accordance with its

methodology may occur from time to time and may not be identified and corrected by the Index Provider for a period of time or at all, which may have an adverse impact on the Fund and its shareholders.

Management Risk: The Fund may not fully replicate its Underlying Index and may hold securities not included in its Underlying Index. The Adviser's investment strategy, the implementation of which is subject to a number of constraints, may cause the Fund to underperform the market or its relevant benchmark or adversely affect the ability of the Fund to achieve its investment objective.

Tracking Error Risk: Tracking error may occur because of differences between the instruments held in the Fund's portfolio and those included in the Underlying Index, pricing differences, transaction costs incurred by the Fund, the Fund's holding of uninvested cash, size of the Fund, differences in timing of the accrual of or the valuation of dividends or interest, tax gains or losses, changes to the Underlying Index or the costs to the Fund of complying with various new or existing regulatory requirements. This risk may be heightened during times of increased market volatility or other unusual market conditions. Tracking error also may result because the Fund incurs fees and expenses, while the Underlying Index does not.

Risks Associated with Exchange-Traded Funds: As an ETF, the Fund is subject to the following risks:

Authorized Participants Concentration Risk: The Fund has a limited number of financial institutions that may act as Authorized Participants and engage in creation or redemption transactions directly with the Fund, and none of those Authorized Participants is obligated to engage in creation and/or redemption transactions. To the extent that those Authorized Participants exit the business or are unable to process creation and/or redemption orders, such as in times of market stress, Shares may be more likely to trade at a premium or discount to NAV and/or at wider intraday bid-ask spreads, and possibly face trading halts and/or delisting from an exchange.

Large Shareholder Risk: Redemptions by large shareholders could have a significant negative impact on the Fund. If a large shareholder were to redeem all, or a large portion, of its Shares, there is no guarantee that the Fund will be able to maintain sufficient assets to continue operations in which case the Board of Trustees may determine to liquidate the Fund. In addition, transactions by large shareholders may account for a large percentage of the trading volume on a national securities exchange and may, therefore, have a material upward or downward effect on the market price of the Shares.

Listing Standards Risk: The Fund is required to comply with listing requirements adopted by the listing exchange. Non-compliance with such requirements may result in the Fund's shares being delisted by the listing exchange. Any resulting liquidation of the Fund could cause the Fund to incur elevated transaction costs and could result in negative tax consequences for its shareholders.

Market Trading Risks and Premium/Discount Risks: Shares of the Fund are publicly traded on a national securities exchange, which may subject shareholders to numerous market trading risks. In stressed market conditions, the market for the Shares may become less liquid in response to the deteriorating liquidity of the Fund's portfolio. This adverse effect on the liquidity of the Shares, as well as disruptions to creations and redemptions, the existence of extreme market volatility or potential lack of assets in the Fund or an active trading market for Shares may result in Shares trading at a significant premium or discount to NAV. If a shareholder purchases Shares at a time when the market price is at a premium to the NAV or sells Shares at a time when the market price is at a discount to the NAV, the shareholder may sustain losses. The NAV of the Fund is calculated at the end of each business day and fluctuates with changes in the market value of the Fund's holdings. The trading price of the Fund's Shares fluctuates, in some cases materially, throughout trading hours in response to changes in the Fund's NAV.

Trading Halt Risk: An exchange or market may close or issue trading halts on specific securities, or the ability to buy or sell certain securities or financial instruments may be restricted, which may result in the Fund being unable to buy or sell certain securities or financial instruments. In such circumstances, the Fund may be unable to rebalance its portfolio, may be unable to accurately price its investments and/or may incur substantial trading losses.

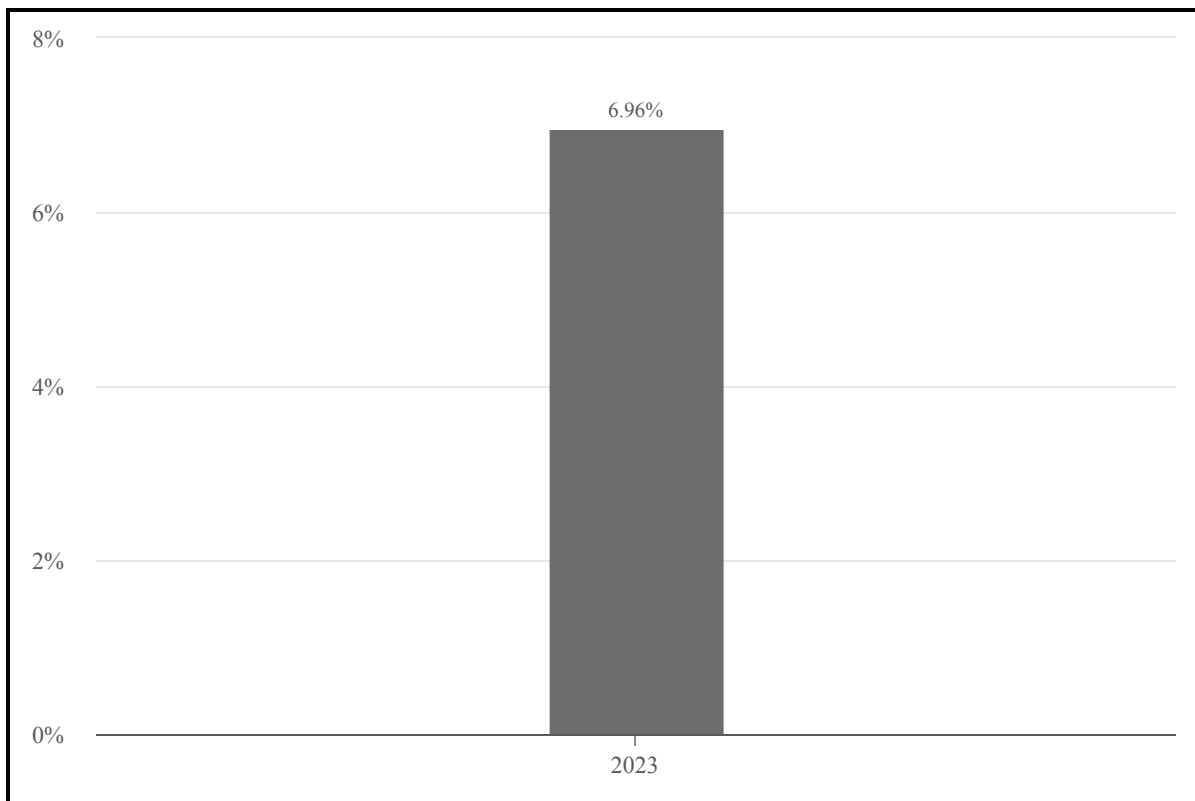
Turnover Risk: The Fund may engage in frequent and active trading, which may significantly increase the Fund's portfolio turnover rate. At times, the Fund may have a portfolio turnover rate substantially greater than 100%. For example, a portfolio turnover rate of 300% is equivalent to the Fund buying and selling all of its securities three times during the course of a year. A high portfolio turnover rate would result in high brokerage costs for the Fund, may result in higher taxes when Shares are held in a taxable account and lower Fund performance.

Valuation Risk: The sales price the Fund could receive for a security may differ from the Fund’s valuation of the security and may differ from the value used by the Underlying Index, particularly for securities that trade in low value or volatile markets or that are valued using a fair value methodology (such as during trading halts). The value of the securities in the Fund's portfolio may change on days when shareholders will not be able to purchase or sell the Fund's Shares.

PERFORMANCE INFORMATION

The bar chart and table that follow show how the Fund performed on a calendar year basis and provide an indication of the risks of investing in the Fund by showing changes in the Fund's performance from year to year and by showing how the Fund's average annual returns for the indicated periods compare with the Fund's benchmark index and a broad measure of market performance. The Fund's past performance (before and after taxes) is not necessarily indicative of how the Fund will perform in the future. Updated performance information is available online at www.globalxetfs.com.

Annual Total Returns (Years Ended December 31)



Best Quarter: 12/31/2023 9.32%
Worst Quarter: 3/31/2023 (5.37)%

Average Annual Total Returns (for the Periods Ended December 31, 2023)

	One Year Ended December 31, 2023	Since Inception (11/21/2022)
Global X Financials Covered Call & Growth ETF:		
·Return before taxes	6.96%	4.59%
·Return after taxes on distributions ¹	5.38%	3.01%
·Return after taxes on distributions and sale of Fund Shares ¹	4.06%	2.77%
Cboe S&P Financial Select Sector Half BuyWrite Index		
(Index returns reflects invested dividends net of withholding taxes, but reflect no deduction for fees, expenses, or other taxes)	8.27%	5.95%
Financial Select Sector Index		
(Index returns reflects invested dividends net of withholding taxes, but reflect no deduction for fees, expenses, or other taxes)	12.15%	7.93%

¹ After-tax returns are calculated using the historical highest individual U.S. federal marginal income tax rates and do not reflect the impact of state and local taxes. Your actual after-tax returns will depend on your specific tax situation and may differ from those shown above. After-tax returns are not relevant to investors who hold Shares of the Fund through tax-advantaged arrangements, such as 401(k) plans or individual retirement accounts (IRAs).

FUND MANAGEMENT

Investment Adviser: Global X Management Company LLC.

Portfolio Managers: The professionals primarily responsible for the day-to-day management of the Fund are Nam To, CFA; Wayne Xie; Vanessa Yang; and Sandy Lu, CFA (“Portfolio Managers”). Messrs. To, Xie and Lu and Ms. Yang have been Portfolio Managers of the Fund since the Fund's inception.

PURCHASE AND SALE OF FUND SHARES

Shares of the Fund are or will be listed and traded at market prices on a national securities exchange. Shares may only be purchased and sold on the exchange through a broker-dealer. The price of Shares is based on market price, and because ETF shares trade at market prices rather than at NAV, Shares may trade at a price greater than NAV (a premium) or less than NAV (a discount). Only "Authorized Participants" (as defined in the SAI) who have entered into agreements with the Fund's distributor, SEI Investments Distribution Co. ("Distributor"), may engage in creation or redemption transactions directly with the Fund. The Fund will only issue or redeem Shares that have been aggregated into blocks called "Creation Units". The Fund will issue or redeem Creation Units in return for a basket of cash and/or securities that the Fund specifies any day that the national securities exchanges are open for business (“Business Day”). An investor may incur costs attributable to the difference between the highest price a buyer is willing to pay to purchase shares of the Fund (bid) and the lowest price a seller is willing to accept for shares of the Fund (ask) when buying or selling shares in the secondary market (the “bid-ask spread”). To access information regarding the Fund’s net asset value, market price, premiums and discounts, and bid-ask spreads, please go to www.globalxetfs.com.

TAX INFORMATION

The Fund intends to make distributions that may be taxable to you as ordinary income or capital gains, unless you are investing through a tax-advantaged arrangement such as a 401(k) plan or an individual retirement account ("IRA"), in which case distributions from such tax-advantaged arrangement may be taxable to you.

PAYMENTS TO BROKER-DEALERS AND OTHER FINANCIAL INTERMEDIARIES

The Adviser and its related companies may pay broker-dealers or other financial intermediaries (such as a bank) for the sale of Fund Shares and related services. These payments may create a conflict of interest by influencing your broker-dealer, sales persons or other intermediary or its employees or associated persons to recommend the Fund over another investment. Ask your financial adviser or visit your financial intermediary's website for more information.

Global X Health Care Covered Call & Growth ETF

Ticker: HYLG Exchange: NYSE Arca

INVESTMENT OBJECTIVE

The Global X Health Care Covered Call & Growth ETF ("Fund") seeks to provide investment results that correspond generally to the price and yield performance, before fees and expenses, of the Cboe S&P Health Care Select Sector Half BuyWrite Index ("Underlying Index").

FEES AND EXPENSES

This table describes the fees and expenses that you may pay if you buy, hold and sell shares ("Shares") of the Fund. You may pay other fees, such as brokerage commissions and other fees to financial intermediaries, which are not reflected in the tables and examples below.

Annual Fund Operating Expenses (expenses that you pay each year as a percentage of the value of your investment):

Management Fees:	0.60%
Distribution and Service (12b-1) Fees:	None
Other Expenses:	0.00%
Acquired Fund Fees and Expenses: ¹	0.05%
Total Annual Fund Operating Expenses:	0.65%
Expense Reimbursement and/or Fee Waiver: ²	(0.05)%
Total Annual Fund Operating Expenses After Fee Waiver and/or Expense Reimbursement:	0.60%

¹ "Acquired Fund Fees and Expenses" sets forth the Fund's pro rata portion of the cumulative expenses charged by the exchange-traded funds, closed-end funds, business development companies and other investment companies in which the Fund invests. The actual Acquired Fund Fees and Expenses will vary with changes in the allocations of the Fund's assets. Total annual fund operating expenses do not correlate with the ratios of expenses to average net assets reported in the financial highlights tables in the Fund's Prospectus and in the Fund's shareholder reports, which reflect the Fund's operating expenses and do not include acquired fund fees and expenses.

² Pursuant to an Expense Limitation Agreement, the Adviser has contractually agreed to reimburse or waive fees and/or limit Fund expenses to the extent necessary to assure that the operating expenses of the Fund (exclusive of taxes, brokerage fees, commissions, and other transaction expenses, interest, and extraordinary expenses (such as litigation and indemnification expenses)) will not exceed 0.60% of the Fund's average daily net assets per year, until at least March 1, 2025.

Example: The following example is intended to help you compare the cost of investing in the Fund with the cost of investing in other funds. This example does not take into account customary brokerage commissions that you pay when purchasing or selling Shares of the Fund in the secondary market. The example assumes that you invest \$10,000 in the Fund for the time periods indicated and then sell all of your Shares at the end of those periods. The example also assumes that your investment has a 5% return each year and that the Fund's operating expenses remain the same. Although your actual costs may be higher or lower, based on these assumptions, your costs would be:

One Year	Three Years	Five Years	Ten Years
\$61	\$203	\$357	\$806

Portfolio Turnover: The Fund pays transaction costs, such as commissions, when it buys and sells securities (or "turns over" its portfolio). A higher portfolio turnover rate may indicate higher transaction costs and may result in higher taxes when Shares are held in a taxable account. These costs, which are not reflected in annual fund operating expenses or in the example, affect the Fund's performance. From the Fund's commencement of operations on November 21, 2022 to the end of the most recent fiscal period, the Fund's portfolio turnover rate was 6.85% of the average value of its portfolio.

PRINCIPAL INVESTMENT STRATEGIES

The Fund invests at least 80% of its net assets, plus borrowings for investment purposes (if any), in the securities of the Cboe S&P Health Care Select Sector Half BuyWrite Index (the "Underlying Index") or in investments that have economic characteristics that are substantially identical to the economic characteristics of such component securities, either individually or in the aggregate. The Fund's 80% investment policy is non-fundamental and requires 60 days prior written notice to shareholders before it can be changed.

The Underlying Index measures the performance of a partially covered call strategy that holds a theoretical portfolio of the underlying securities of the Health Care Select Sector Index (the “Reference Index”). The Underlying Index “writes” (or sells) a succession of one-month at-the-money covered call options on the Health Care Select Sector SPDR[®] Fund (the “Reference Fund”), or such other fund that seeks to track the performance of the Reference Index, as determined by the Index Provider. The call options correspond to approximately 50% of the value of the securities in the Reference Index, therefore representing a partially covered call strategy. The call options written (sold) by the Fund will be FLEXible EXchange (“FLEX”) options. The Fund invests in the securities reflected in the Underlying Index or in investments (including other underlying ETFs) that have economic characteristics that are substantially identical to the economic characteristics of such component securities and cannot invest directly in the Underlying Index itself. The implications of the written (sold) FLEX call options are described in more detail here:

Call Options – When an investor sells a call option, the investor receives a premium in exchange for an obligation to sell shares of a reference asset at a strike price on the expiration date if the buyer of the call option exercises it. If the reference asset closes above the strike price as of the expiration date and the buyer exercises the call option, the investor will have to pay the difference between the value of the reference asset and the strike price. If the reference asset closes below the strike price as of the expiration date, the call option may end up worthless and the investor retains the premium.

FLEX Options – FLEX options are options guaranteed by the Options Clearing Corporation (OCC), that allow investors to customize key contract terms, including expiration date, exercise style, and exercise price, and expanded position limits.

On a monthly basis, the Underlying Index’s hypothetical portfolio will write (sell) a succession of one-month FLEX call options on the Reference Fund corresponding to approximately 50% of the value of the securities in the Reference Index and will cover such options by holding the component securities of the Reference Index. The exercise price of each FLEX call option written is the listed option reference price closest to the Volume Weighted Average Price (“VWAP”) of the Reference Fund from 12:59 p.m. ET to 1:00 p.m. ET on the roll date or, if the Reference Fund does not trade during this period, the last mid-price of the Reference Fund before 1:00 p.m. ET. The roll date is a specified day of each month when the open call options position of the Underlying Index expires, and a new call option position is opened that will expire as of the next roll date. The roll date for the Underlying Index is the business day prior to the standard monthly listed option expiry date, the latter typically being the third Friday of each month. Each option position will (i) be held until one day prior to the expiration date (i.e., generally the Thursday preceding the third Friday of the month) and liquidated at a price determined at 2:00 p.m. ET; (ii) expire on its date of maturity (in the next calendar month); and (iii) only be subject to exercise on its expiration date. Because FLEX options may not trade regularly, the Underlying Index will utilize a model-based valuation for the FLEX options that references the quoted prices for listed options on the Reference Fund.

The Reference Index is a modified market capitalization weighted index containing the securities of the S&P 500 Index that are classified within the health care sector under the Global Industry Classification System (“GICS”), including securities of companies from the following industries: pharmaceuticals; health care equipment and supplies; health care providers and services; biotechnology; life sciences tools and services; and health care technology. The Reference Index is one of eleven Select Sector Indexes developed and maintained in accordance with the following criteria: (1) each of the component securities in the Index is a constituent of the S&P 500 Index; and (2) the Reference Index is calculated by S&P Dow Jones Indices LLC (“S&P DJI”) based on a proprietary “modified market capitalization” methodology, which means that modifications may be made to the market capitalization weights of single stock concentrations in order to conform to the requirements of the Internal Revenue Code of 1986, as amended (the “Internal Revenue Code” or “IRC”). As of December 31, 2023, the Reference Index was comprised of 64 holdings.

The Underlying Index is sponsored by S&P Dow Jones Indices LLC (the “Index Provider”), which is an organization that is independent of, and unaffiliated with, the Fund and Global X Management Company LLC, the investment adviser for the Fund (“Adviser”). In addition, any determinations related to the constituents of the Underlying Index are made independent of the Fund’s portfolio managers. The Index Provider determines the relative weightings of the securities in the Underlying Index and publishes or designates a third-party index calculation agent to publish information regarding the market value of the Underlying Index.

The Adviser uses a “passive” or indexing approach to try to achieve the Fund’s investment objective. Unlike many investment companies, the Fund does not try to outperform the Underlying Index and does not seek temporary defensive positions when

markets decline or appear overvalued. The call options sold by the Fund will be collateralized by the Fund's equity holdings at the time the Fund sells the options. By selling call options corresponding to approximately 50% of the value of the portfolio of stocks in the Reference Index, the Fund's partially covered call strategy may generate income while allowing for some potential upside exposure to the growth of the underlying constituents of the Reference Index, relative to a 100% covered call strategy. If the price of the Reference Fund is above the strike price of the Fund's call options positions upon the expiration of the call options, then at expiration the Fund would owe the purchaser of the call option the difference between the strike price and the price of the Reference Fund, so the amount owed with respect to the call option would be expected to offset approximately half of the gains the Fund may experience from the securities held. For example, if the price of the Reference Fund were to increase by 15% from the time the call options were sold to the time the call options expired, then the call options could be expected to have a value equal to approximately 7.5% of the value the portfolio had at the time when the call options were sold, which would offset approximately half of the Fund's gains from the increase in the Reference Index over the relevant period, as long as the performance of the Reference Fund generally corresponds to the performance of the Reference Index. However, if the price of the Reference Fund is below the strike price of the Fund's call options positions at expiry, the call options will expire worthless, and the Fund will retain the premium. An investor that purchases Fund shares other than on the day that the Fund writes (sells) monthly call options, or who sells shares other than on the day that the call options expire, may experience different investment returns, depending on the relative difference between the strike price of the Fund's call options positions, and the price of the Reference Fund.

The Fund generally uses a representative sampling strategy with respect to the Underlying Index. "Representative sampling" is an indexing strategy that involves investing in a representative sample of securities (including indirect investments through underlying ETFs) that collectively has an investment profile similar to the Underlying Index in terms of key risk factors, performance attributes and other characteristics. Underlying ETFs may constitute a substantial portion of the Fund's assets. These include country weightings, market capitalization and other financial characteristics of securities. Under normal circumstances, at least 80% of the Fund's net assets, plus the amount of any borrowings for investment purposes (if any), will be invested in component securities of the Underlying Index or in investments that have economic characteristics that are substantially identical to the economic characteristics of such component securities, either individually or in the aggregate.

The Adviser expects that, over time, the correlation between the Fund's performance and that of the Underlying Index, before fees and expenses, will exceed 95%. A correlation percentage of 100% would indicate perfect correlation.

The Fund concentrates its investments (i.e., holds 25% or more of its total assets) in a particular industry or group of industries to approximately the same extent that the Underlying Index is concentrated. As of December 31, 2023, the Underlying Index was concentrated in the pharmaceuticals industry and had significant exposure to the health care sector. The Fund is classified as "non-diversified," which means it may invest a larger percentage of its assets in a smaller number of issuers than a diversified fund.

SUMMARY OF PRINCIPAL RISKS

As with any investment, you could lose all or part of your investment in the Fund, and the Fund's performance could trail that of other investments. There is no guarantee that the Fund will achieve its investment objective. An investment in the Fund is not a bank deposit and it is not insured or guaranteed by the Federal Deposit Insurance Corporation or any other government agency, the Adviser or any of its affiliates. The Fund is subject to the principal risks noted below, any of which may adversely affect the Fund's net asset value ("NAV"), trading price, yield, total return and ability to meet its investment objective, as well as other risks that are described in greater detail in the **Additional Information About the Funds** section of this Prospectus and in the Statement of Additional Information ("SAI"). The order of the below risk factors does not indicate the significance of any particular risk factor.

Asset Class Risk: Securities and other assets in the Underlying Index or otherwise held in the Fund's portfolio may underperform in comparison to the general securities markets, a particular securities market or other asset classes.

Derivatives Risk: The Fund will invest in options, a type of derivative instrument. Derivatives can be more sensitive to changes in interest rates or to sudden fluctuations in market prices than conventional securities, which can result in greater losses for the Fund. In addition, the prices of the derivative instruments and the prices of underlying securities, interest rates or currencies they are designed to reflect may not move together as expected. A risk of the Fund's use of derivatives is that the fluctuations in their values may not correlate perfectly with the relevant reference index. Derivatives are usually traded on margin, which may subject the Fund to margin calls. Margin calls may force the Fund to liquidate assets.

Equity Securities Risk: Equity securities are subject to changes in value, and their values may be more volatile than other asset classes, as a result of such factors as a company's business performance, investor perceptions, stock market trends and general economic conditions.

ETF Investment Risk: While the risks of owning shares of an underlying ETF generally reflect the risks of owning the underlying securities of the index the ETF is designed to track, lack of liquidity in the underlying ETF can result in its value being more volatile than the underlying portfolio securities. Because the value of an underlying ETF's shares depends on the demand in the market, the Adviser may not be able to liquidate the Fund's holdings in those shares at the most optimal time, thereby adversely affecting the Fund's performance. An underlying ETF may experience tracking error in relation to the index tracked by the underlying ETF, which could contribute to tracking error for the Fund. In addition, an underlying ETF's shares may trade at a premium or discount to NAV.

In addition, investments in the securities of underlying ETFs may involve duplication of advisory fees and certain other expenses. The Fund will pay brokerage commissions in connection with the purchase and sale of shares of the underlying ETFs, which could result in greater expenses to the Fund. By investing in an underlying ETF, the Fund becomes a shareholder thereof. As a result, Fund shareholders indirectly bear the Fund's proportionate share of the fees and expenses indirectly paid by shareholders of the underlying ETF, in addition to the fees and expenses Fund shareholders indirectly bear in connection with the Fund's own operations.

If the underlying ETF fails to achieve its investment objective, the value of the Fund's investment may decline, adversely affecting the Fund's performance. Additionally, some ETFs are not registered under the Investment Company Act of 1940 ("1940 Act") and therefore, are not subject to the regulatory scheme and investor protections of the 1940 Act.

Capitalization Risk: Investing in issuers within the same market capitalization category carries the risk that the category may be out of favor due to current market conditions or investor sentiment.

Large-Capitalization Companies Risk: Large-capitalization companies may trail the returns of the overall stock market. Large-capitalization stocks tend to go through cycles of doing better - or worse - than the stock market in general. These periods have, in the past, lasted for as long as several years.

Correlation Risk: In seeking to track the performance of the Underlying Index, the Fund anticipates holding component securities of the Reference Index and writing call options on the Reference Fund. While it is anticipated that the performance of the Reference Fund, and of the call options written on the Reference Fund, will generally correspond to the performance of the component securities of the Reference Index, there can be no guarantee that such performance will be highly correlated. It is possible that the value of the component securities of the Reference Index may diverge from the value of the Reference Fund on which the call options are written. If such performance diverges, this may cause the performance of the call options to offset more or less than 50% of the gains of the component securities during a roll period. If this occurs, the total return of the Fund will deviate from the total return expectations of a 50% covered call strategy.

Covered Call Option Writing Risk: By writing covered call options in return for the receipt of premiums, the Fund will give up the opportunity to benefit from potential increases in the value of the Reference Index above the exercise prices of such options, but will continue to bear the risk of declines in the value of the Reference Index. The premiums received from the options may not be sufficient to offset any losses sustained from the volatility of the underlying stocks over time. As a result, the risks associated with writing covered call options may be similar to the risks associated with writing put options. In addition, the Fund's ability to sell the securities underlying the options will be limited while the options are in effect unless the Fund cancels out the option positions through the purchase of offsetting identical options prior to the expiration of the written options. Exchanges may suspend the trading of options in volatile markets. If trading is suspended, the Fund may be unable to write options at times that may be desirable or advantageous to do so, which may increase the risk of tracking error.

Flex Options Risk: The Fund will utilize FLEX options issued and guaranteed for settlement by the OCC. The Fund bears the risk that the OCC will be unable to, or unwilling to, perform their obligations under the contracts. In the unlikely event that the OCC cannot meet their obligations, the Fund could suffer significant losses. Additionally, FLEX options may be more illiquid than other securities, including traditional options. To the extent that the FLEX options may not be expected to experience regular trading, the FLEX options held by the Fund may be valued based on a price quotation or other equivalent indication of value supplied by a pricing service, rather than based on a price last traded on an exchange. In less liquid markets for FLEX options, the Fund may have difficulty entering into or closing out certain positions at designated times and/or prices, including

in connection with the monthly options roll process. With the creation and redemption of Shares, to the extent market participants are not willing or able to enter into FLEX option transactions with the Fund at prices that reflect the market price of the Shares, the Fund's net asset value ("NAV") and, in turn the share price of the Fund, could suffer significant losses. The Fund may experience substantial downside from specific FLEX option positions, and some may expire worthless. As a FLEX option approaches the predetermined expiration date, its value typically moves in parallel with the value of the Reference Fund. However, prior to such date, the value of the FLEX options may not increase or decrease at the same rate as the Reference Fund's share price on a day-to-day basis. The value of the underlying FLEX options will be affected by many market factors, such as changes in the Reference Fund's share price, interest rates, the volatility of the Reference Fund, and the remaining time to until the FLEX options expire.

Focus Risk: To the extent that the Underlying Index focuses in investments related to a particular industry or group of industries, the Fund will also focus its investments to approximately the same extent. Similarly, if the Underlying Index has significant exposure to one or more sectors, the Fund's investments will likely have significant exposure to such sectors. In such event, the Fund's performance will be particularly susceptible to adverse events impacting such industry or sector, which may include, but are not limited to, the following: general economic conditions or cyclical market patterns that could negatively affect supply and demand; competition for resources; adverse labor relations; political or world events; obsolescence of technologies; and increased competition or new product introductions that may affect the profitability or viability of companies in a particular industry or sector. As a result, the value of the Fund's investments may rise and fall more than the value of shares of a fund that invests in securities of companies in a broader range of industries or sectors.

Risks Related to Investing in the Health Care Sector: The health care sector may be affected by government regulations and government health care programs, increases or decreases in the cost of medical products and services, an increased emphasis on outpatient services, and product liability claims, among other factors. Many health care companies are heavily dependent on patent protection, and the expiration of a company's patent may adversely affect that company's profitability. Health care companies are subject to competitive forces that may result in price discounting and may be thinly capitalized and susceptible to product obsolescence. Companies in the health care sector may also be affected by unforeseen circumstances including but not limited to the spread of infectious disease which could impact drug development priorities and pipelines, supply and demand dynamics for health care equipment, as well as the ability to receive care in health care service facilities.

Risks Related to Investing in the Pharmaceuticals Industry: Companies in the pharmaceuticals industry may be affected by industry competition, dependency on a limited number of products, obsolescence of products, government approvals and regulations, loss or impairment of intellectual property rights and litigation regarding product liability. Demand for pharmaceuticals, generally speaking and specific to sub-segments, may fluctuate due to unexpected events, including but not limited to global health crises like pandemics which could strain health care systems and alter health care needs. Such demand fluctuations could positively or negatively impact pharmaceutical companies.

Geographic Risk: A natural, biological or other disaster could occur in a geographic region in which the Fund invests, which could affect the economy or particular business operations of companies in the specific geographic region, causing an adverse impact on the Fund's investments in the affected region or in a region economically tied to the affected region. The securities in which the Fund invests and, consequently, the Fund are also subject to specific risks as a result of their business operations, including, but not limited to:

Risk of Investing in Developed Markets: The Fund's investment in a developed country issuer may subject the Fund to regulatory, political, currency, security, economic and other risks associated with developed countries. Developed countries tend to represent a significant portion of the global economy and have generally experienced slower economic growth than some less developed countries. Certain developed countries have experienced security concerns, such as terrorism and strained international relations. Incidents involving a country's or region's security may cause uncertainty in its markets and may adversely affect its economy and the Fund's investments. In addition, developed countries may be impacted by changes to the economic conditions of certain key trading partners, regulatory burdens, debt burdens and the price or availability of certain commodities.

Risk of Investing in the United States: A decrease in imports or exports, changes in trade regulations and/or an economic recession in the U.S. may have a material adverse effect on the U.S. economy.

Issuer Risk: Fund performance depends on the performance of individual companies in which the Fund invests. Changes to the financial condition of any of those companies may cause the value of such company's securities to decline.

Market Risk: Turbulence in the financial markets and reduced liquidity may negatively affect issuers, which could have an adverse effect on the Fund. If the securities held by the Fund experience poor liquidity, the Fund may be unable to transact at advantageous times or prices, which may decrease the Fund's returns. In addition, there is a risk that policy changes by central governments and governmental agencies, including the U.S. Federal Reserve or the European Central Bank, which could include increasing interest rates, could cause increased volatility in financial markets and lead to higher levels of Fund redemptions from Authorized Participants, which could have a negative impact on the Fund. Furthermore, local, regional or global events such as war, acts of terrorism, the spread of infectious illness or other public health issues, recessions, raising of interest rates, or other events could have a significant impact on the Fund and its investments and trading of its Shares. This increases the risk that monetary policy may provide less support should economic growth slow. Additionally, China's shift away from a zero-COVID policy creates both opportunities and risks, causing uncertainty for global economic growth. Market risk factors may result in increased volatility and/or decreased liquidity in the securities markets. The Fund's NAV could decline over short periods due to short-term market movements and over longer periods during market downturns.

Non-Diversification Risk: The Fund is classified as a "non-diversified" investment company under the Investment Company Act of 1940 ("1940 Act"). As a result, the Fund is subject to the risk that it may be more volatile than a diversified fund because the Fund may invest its assets in a smaller number of issuers or may invest a larger proportion of its assets in a single issuer. As a result, the gains and losses on a single investment may have a greater impact on the Fund's NAV and may make the Fund more volatile than more diversified funds.

Operational Risk: The Fund is exposed to operational risk arising from a number of factors, including but not limited to human error, processing and communication errors, errors of the Fund's service providers, counterparties or other third-parties, failed or inadequate processes and technology or systems failures. Additionally, cyber security failures or breaches of the electronic systems of the Fund, the Adviser, and the Fund's other service providers, market makers, Authorized Participants or the issuers of securities in which the Fund invests have the ability to cause disruptions and negatively impact the Fund's business operations, potentially resulting in financial losses to the Fund and its shareholders. The Fund and the Adviser seek to reduce these operational risks through controls and procedures. However, these measures do not address every possible risk and may be inadequate for those risks that they are intended to address.

Options Premium Tax Risk: The Fund's investment strategy may limit its ability to distribute dividends eligible for treatment as qualified dividend income, which for non-corporate shareholders are subject to federal income tax at rates of up to 20%. The Fund's investment strategy may also limit its ability to distribute dividends eligible for the dividends-received deduction for corporate shareholders. For these reasons, a significant portion of distributions received by Fund shareholders may be subject to tax at effective tax rates that are higher than the rates that would apply if the Fund were to engage in a different investment strategy. You should consult your tax advisor as to the tax consequences of acquiring, owning and disposing of Shares in the Fund.

Passive Investment Risk: The Fund is not actively managed, and the Adviser does not attempt to take defensive positions in declining markets. Unlike many investment companies, the Fund does not seek to outperform its Underlying Index. Therefore, it would not necessarily buy or sell a security unless that security is added or removed, respectively, from the Underlying Index, even if that security generally is underperforming. Additionally, if a constituent of the Underlying Index were removed, even outside of a regular rebalance of the Underlying Index, the Adviser anticipates that the Fund would sell such security. Maintaining investments in securities regardless of market conditions or the performance of individual securities could cause the Fund's return to be lower than if the Fund employed an active strategy.

Index-Related Risk: There is no guarantee that the Fund will achieve a high degree of correlation to the Underlying Index and therefore achieve its investment objective. Market disruptions and regulatory restrictions could have an adverse effect on the Fund's ability to adjust its exposure to the required levels in order to track the Underlying Index. Errors in index data, index computations and/or the construction of the Underlying Index in accordance with its methodology may occur from time to time and may not be identified and corrected by the Index Provider for a period of time or at all, which may have an adverse impact on the Fund and its shareholders.

Management Risk: The Fund may not fully replicate its Underlying Index and may hold securities not included in its Underlying Index. The Adviser's investment strategy, the implementation of which is subject to a number of constraints, may cause the Fund to underperform the market or its relevant benchmark or adversely affect the ability of the Fund to achieve its investment objective.

Tracking Error Risk: Tracking error may occur because of differences between the instruments held in the Fund's portfolio and those included in the Underlying Index, pricing differences, transaction costs incurred by the Fund, the Fund's holding of uninvested cash, size of the Fund, differences in timing of the accrual of or the valuation of

dividends or interest, tax gains or losses, changes to the Underlying Index or the costs to the Fund of complying with various new or existing regulatory requirements. This risk may be heightened during times of increased market volatility or other unusual market conditions. Tracking error also may result because the Fund incurs fees and expenses, while the Underlying Index does not.

Risks Associated with Exchange-Traded Funds: As an ETF, the Fund is subject to the following risks:

Authorized Participants Concentration Risk: The Fund has a limited number of financial institutions that may act as Authorized Participants and engage in creation or redemption transactions directly with the Fund, and none of those Authorized Participants is obligated to engage in creation and/or redemption transactions. To the extent that those Authorized Participants exit the business or are unable to process creation and/or redemption orders, such as in times of market stress, Shares may be more likely to trade at a premium or discount to NAV and/or at wider intraday bid-ask spreads, and possibly face trading halts and/or delisting from an exchange.

Large Shareholder Risk: Redemptions by large shareholders could have a significant negative impact on the Fund. If a large shareholder were to redeem all, or a large portion, of its Shares, there is no guarantee that the Fund will be able to maintain sufficient assets to continue operations in which case the Board of Trustees may determine to liquidate the Fund. In addition, transactions by large shareholders may account for a large percentage of the trading volume on a national securities exchange and may, therefore, have a material upward or downward effect on the market price of the Shares.

Listing Standards Risk: The Fund is required to comply with listing requirements adopted by the listing exchange. Non-compliance with such requirements may result in the Fund's shares being delisted by the listing exchange. Any resulting liquidation of the Fund could cause the Fund to incur elevated transaction costs and could result in negative tax consequences for its shareholders.

Market Trading Risks and Premium/Discount Risks: Shares of the Fund are publicly traded on a national securities exchange, which may subject shareholders to numerous market trading risks. In stressed market conditions, the market for the Shares may become less liquid in response to the deteriorating liquidity of the Fund's portfolio. This adverse effect on the liquidity of the Shares, as well as disruptions to creations and redemptions, the existence of extreme market volatility or potential lack of assets in the Fund or an active trading market for Shares may result in Shares trading at a significant premium or discount to NAV. If a shareholder purchases Shares at a time when the market price is at a premium to the NAV or sells Shares at a time when the market price is at a discount to the NAV, the shareholder may sustain losses. The NAV of the Fund is calculated at the end of each business day and fluctuates with changes in the market value of the Fund's holdings. The trading price of the Fund's Shares fluctuates, in some cases materially, throughout trading hours in response to changes in the Fund's NAV.

Trading Halt Risk: An exchange or market may close or issue trading halts on specific securities, or the ability to buy or sell certain securities or financial instruments may be restricted, which may result in the Fund being unable to buy or sell certain securities or financial instruments. In such circumstances, the Fund may be unable to rebalance its portfolio, may be unable to accurately price its investments and/or may incur substantial trading losses.

Turnover Risk: The Fund may engage in frequent and active trading, which may significantly increase the Fund's portfolio turnover rate. At times, the Fund may have a portfolio turnover rate substantially greater than 100%. For example, a portfolio turnover rate of 300% is equivalent to the Fund buying and selling all of its securities three times during the course of a year. A high portfolio turnover rate would result in high brokerage costs for the Fund, may result in higher taxes when Shares are held in a taxable account and lower Fund performance.

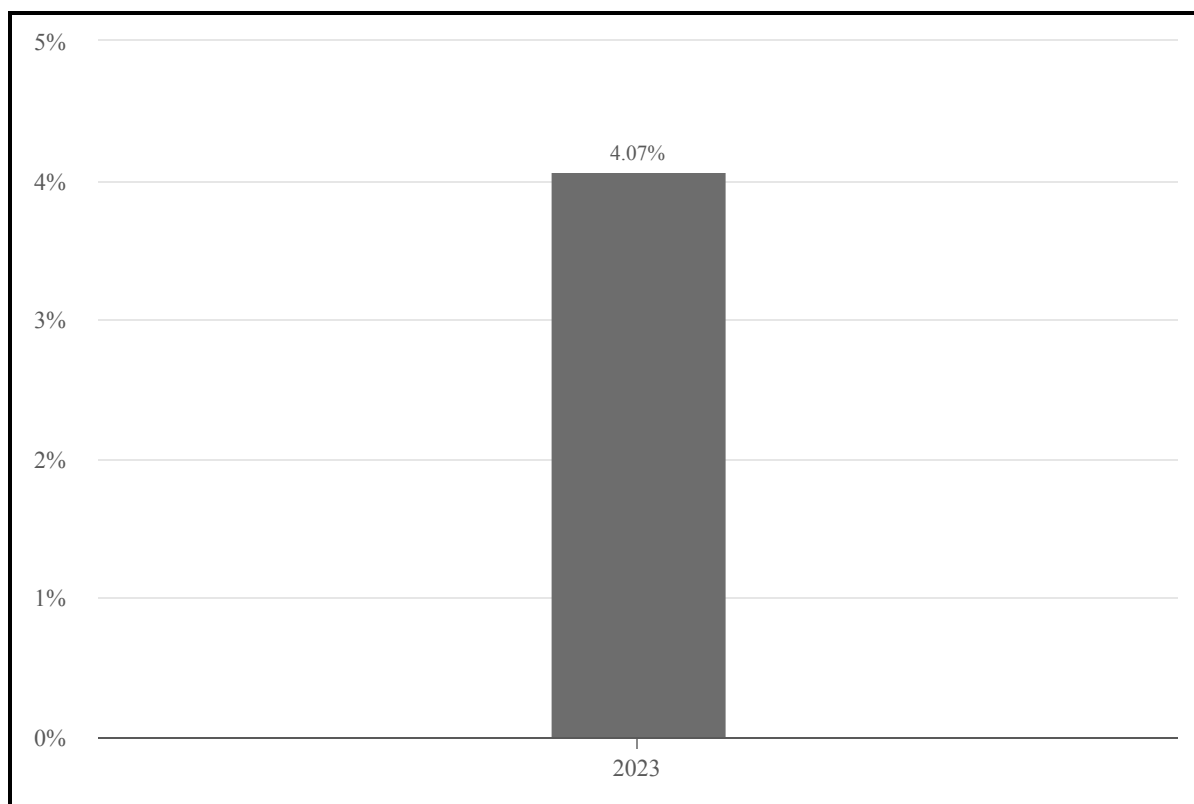
Valuation Risk: The sales price the Fund could receive for a security may differ from the Fund's valuation of the security and may differ from the value used by the Underlying Index, particularly for securities that trade in low value or volatile markets or that are valued using a fair value methodology (such as during trading halts). The value of the securities in the Fund's portfolio may change on days when shareholders will not be able to purchase or sell the Fund's Shares.

PERFORMANCE INFORMATION

The bar chart and table that follow show how the Fund performed on a calendar year basis and provide an indication of the risks of investing in the Fund by showing changes in the Fund's performance from year to year and by showing how the Fund's average annual returns for the indicated periods compare with the Fund's benchmark index and a broad measure of market

performance. The Fund's past performance (before and after taxes) is not necessarily indicative of how the Fund will perform in the future. Updated performance information is available online at www.globalxetfs.com.

Annual Total Returns (Years Ended December 31)



Best Quarter: 12/31/2023 5.04%
Worst Quarter: 3/31/2023 (2.25)%

Average Annual Total Returns (for the Periods Ended December 31, 2023)

	One Year Ended December 31, 2023	Since Inception (11/21/2022)
Global X Health Care Covered Call & Growth ETF:		
· Return before taxes	4.07%	4.99%
· Return after taxes on distributions¹	1.17%	2.16%
· Return after taxes on distributions and sale of Fund Shares¹	2.36%	2.59%
Cboe S&P Health Care Select Sector Half BuyWrite Index		
(Index returns reflects invested dividends net of withholding taxes, but reflect no deduction for fees, expenses, or other taxes)	4.00%	4.91%
Health Care Select Sector Index		
(Index returns reflects invested dividends net of withholding taxes, but reflect no deduction for fees, expenses, or other taxes)	2.06%	3.10%

¹ After-tax returns are calculated using the historical highest individual U.S. federal marginal income tax rates and do not reflect the impact of state and local taxes. Your actual after-tax returns will depend on your specific tax situation and may differ from those shown above. After-tax returns are not relevant to investors who hold Shares of the Fund through tax-advantaged arrangements, such as 401(k) plans or individual retirement accounts (IRAs).

FUND MANAGEMENT

Investment Adviser: Global X Management Company LLC.

Portfolio Managers: The professionals primarily responsible for the day-to-day management of the Fund are Nam To, CFA; Wayne Xie; Vanessa Yang; and Sandy Lu, CFA (“Portfolio Managers”). Messrs. To, Xie and Lu and Ms. Yang have been Portfolio Managers of the Fund since the Fund's inception.

PURCHASE AND SALE OF FUND SHARES

Shares of the Fund are or will be listed and traded at market prices on a national securities exchange. Shares may only be purchased and sold on the exchange through a broker-dealer. The price of Shares is based on market price, and because ETF shares trade at market prices rather than at NAV, Shares may trade at a price greater than NAV (a premium) or less than NAV (a discount). Only "Authorized Participants" (as defined in the SAI) who have entered into agreements with the Fund's distributor, SEI Investments Distribution Co. ("Distributor"), may engage in creation or redemption transactions directly with the Fund. The Fund will only issue or redeem Shares that have been aggregated into blocks called "Creation Units". The Fund will issue or redeem Creation Units in return for a basket of cash and/or securities that the Fund specifies any day that the national securities exchanges are open for business (“Business Day”). An investor may incur costs attributable to the difference between the highest price a buyer is willing to pay to purchase shares of the Fund (bid) and the lowest price a seller is willing to accept for shares of the Fund (ask) when buying or selling shares in the secondary market (the “bid-ask spread”). To access information regarding the Fund’s net asset value, market price, premiums and discounts, and bid-ask spreads, please go to www.globalxetfs.com.

TAX INFORMATION

The Fund intends to make distributions that may be taxable to you as ordinary income or capital gains, unless you are investing through a tax-advantaged arrangement such as a 401(k) plan or an individual retirement account ("IRA"), in which case distributions from such tax-advantaged arrangement may be taxable to you.

PAYMENTS TO BROKER-DEALERS AND OTHER FINANCIAL INTERMEDIARIES

The Adviser and its related companies may pay broker-dealers or other financial intermediaries (such as a bank) for the sale of Fund Shares and related services. These payments may create a conflict of interest by influencing your broker-dealer, sales persons or other intermediary or its employees or associated persons to recommend the Fund over another investment. Ask your financial adviser or visit your financial intermediary's website for more information.

Global X Information Technology Covered Call & Growth ETF

Ticker: TYLG Exchange: NYSE Arca

INVESTMENT OBJECTIVE

The Global X Information Technology Covered Call & Growth ETF ("Fund") seeks to provide investment results that correspond generally to the price and yield performance, before fees and expenses, of the Cboe S&P Technology Select Sector Half BuyWrite Index ("Underlying Index").

FEES AND EXPENSES

This table describes the fees and expenses that you may pay if you buy, hold and sell shares ("Shares") of the Fund. You may pay other fees, such as brokerage commissions and other fees to financial intermediaries, which are not reflected in the tables and examples below.

Annual Fund Operating Expenses (expenses that you pay each year as a percentage of the value of your investment):

Management Fees:	0.60%
Distribution and Service (12b-1) Fees:	None
Other Expenses:	0.00%
Acquired Fund Fees and Expenses: ¹	0.05%
Total Annual Fund Operating Expenses:	0.65%
Expense Reimbursement and/or Fee Waiver: ²	(0.05)%
Total Annual Fund Operating Expenses After Fee Waiver and/or Expense Reimbursement:	0.60%

¹ "Acquired Fund Fees and Expenses" sets forth the Fund's pro rata portion of the cumulative expenses charged by the exchange-traded funds, closed-end funds, business development companies and other investment companies in which the Fund invests. The actual Acquired Fund Fees and Expenses will vary with changes in the allocations of the Fund's assets. Total annual fund operating expenses do not correlate with the ratios of expenses to average net assets reported in the financial highlights tables in the Fund's Prospectus and in the Fund's shareholder reports, which reflect the Fund's operating expenses and do not include acquired fund fees and expenses.

² Pursuant to an Expense Limitation Agreement, the Adviser has contractually agreed to reimburse or waive fees and/or limit Fund expenses to the extent necessary to assure that the operating expenses of the Fund (exclusive of taxes, brokerage fees, commissions, and other transaction expenses, interest, and extraordinary expenses (such as litigation and indemnification expenses)) will not exceed 0.60% of the Fund's average daily net assets per year, until at least March 1, 2025.

Example: The following example is intended to help you compare the cost of investing in the Fund with the cost of investing in other funds. This example does not take into account customary brokerage commissions that you pay when purchasing or selling Shares of the Fund in the secondary market. The example assumes that you invest \$10,000 in the Fund for the time periods indicated and then sell all of your Shares at the end of those periods. The example also assumes that your investment has a 5% return each year and that the Fund's operating expenses remain the same. Although your actual costs may be higher or lower, based on these assumptions, your costs would be:

One Year	Three Years	Five Years	Ten Years
\$61	\$203	\$357	\$806

Portfolio Turnover: The Fund pays transaction costs, such as commissions, when it buys and sells securities (or "turns over" its portfolio). A higher portfolio turnover rate may indicate higher transaction costs and may result in higher taxes when Shares are held in a taxable account. These costs, which are not reflected in annual fund operating expenses or in the example, affect the Fund's performance. From the Fund's commencement of operations on November 21, 2022 to the end of the most recent fiscal period, the Fund's portfolio turnover rate was 13.93% of the average value of its portfolio.

PRINCIPAL INVESTMENT STRATEGIES

The Fund invests at least 80% of its net assets, plus borrowings for investment purposes (if any), in the securities of the Cboe S&P Technology Select Sector Half BuyWrite Index (the "Underlying Index") or in investments that have economic characteristics that are substantially identical to the economic characteristics of such component securities, either individually or in the aggregate. The Fund's 80% investment policy is non-fundamental and requires 60 days prior written notice to shareholders before it can be changed.

The Underlying Index measures the performance of a partially covered call strategy that holds a theoretical portfolio of the underlying securities of the Information Technology Select Sector Index (the "Reference Index"). The Underlying Index "writes" (or sells) a succession of one-month at-the-money covered call options on the Information Technology Select Sector SPDR[®] Fund (the "Reference Fund"), or such other fund that seeks to track the performance of the Reference Index, as determined by the Index Provider. The call options correspond to approximately 50% of the value of the securities in the Reference Index, therefore representing a partially covered call strategy. The call options written (sold) by the Fund will be FLEXible EXchange ("FLEX") options. The Fund invests in the securities reflected in the Underlying Index or in investments (including other underlying ETFs) that have economic characteristics that are substantially identical to the economic characteristics of such component securities and cannot invest directly in the Underlying Index itself. The implications of the written (sold) FLEX call options are described in more detail here:

Call Options – When an investor sells a call option, the investor receives a premium in exchange for an obligation to sell shares of a reference asset at a strike price on the expiration date if the buyer of the call option exercises it. If the reference asset closes above the strike price as of the expiration date and the buyer exercises the call option, the investor will have to pay the difference between the value of the reference asset and the strike price. If the reference asset closes below the strike price as of the expiration date, the call option may end up worthless and the investor retains the premium.

FLEX Options – FLEX options are options guaranteed by the Options Clearing Corporation (OCC), that allow investors to customize key contract terms, including expiration date, exercise style, and exercise price, and expanded position limits.

On a monthly basis, the Underlying Index's hypothetical portfolio will write (sell) a succession of one-month FLEX call options on the Reference Fund corresponding to approximately 50% of the value of the securities in the Reference Index and will cover such options by holding the component securities of the Reference Index. The exercise price of each FLEX call option written is the listed option reference price closest to the Volume Weighted Average Price ("VWAP") of the Reference Fund from 12:59 p.m. ET to 1:00 p.m. ET on the roll date or, if the Reference Fund does not trade during this period, the last mid-price of the Reference Fund before 1:00 p.m. ET. The roll date is a specified day of each month when the open call options position of the Underlying Index expires, and a new call option position is opened that will expire as of the next roll date. The roll date for the Underlying Index is the business day prior to the standard monthly listed option expiry date, the latter typically being the third Friday of each month. Each option position will (i) be held until one day prior to the expiration date (i.e., generally the Thursday preceding the third Friday of the month) and liquidated at a price determined at 2:00 p.m. ET; (ii) expire on its date of maturity (in the next calendar month); and (iii) only be subject to exercise on its expiration date. Because FLEX options may not trade regularly, the Underlying Index will utilize a model-based valuation for the FLEX options that references the quoted prices for listed options on the Reference Fund.

The Reference Index is a modified market capitalization weighted index containing the securities of the S&P 500 Index that are classified within the information technology sector under the Global Industry Classification System ("GICS"), including securities of companies from the following industries: technology hardware, storage, and peripherals; software; communications equipment; semiconductors and semiconductor equipment; IT services; and electronic equipment, instruments and components. The Reference Index is one of eleven Select Sector Indexes developed and maintained in accordance with the following criteria: (1) each of the component securities in the Reference Index is a constituent of the S&P 500 Index; and (2) the Reference Index is calculated by S&P Dow Jones Indices LLC ("S&P DJI") based on a proprietary "modified market capitalization" methodology, which means that modifications may be made to the market capitalization weights of single stock concentrations in order to conform to the requirements of the Internal Revenue Code of 1986, as amended (the "Internal Revenue Code" or "IRC"). As of December 31, 2023, the Reference Index was comprised of 64 holdings.

The Underlying Index is sponsored by S&P Dow Jones Indices LLC (the "Index Provider"), which is an organization that is independent of, and unaffiliated with, the Fund and Global X Management Company LLC, the investment adviser for the Fund ("Adviser"). In addition, any determinations related to the constituents of the Underlying Index are made independent of the Fund's portfolio managers. The Index Provider determines the relative weightings of the securities in the Underlying Index and publishes or designates a third-party index calculation agent to publish information regarding the market value of the Underlying Index.

The Adviser uses a "passive" or indexing approach to try to achieve the Fund's investment objective. Unlike many investment companies, the Fund does not try to outperform the Underlying Index and does not seek temporary defensive positions when markets decline or appear overvalued. The call options sold by the Fund will be collateralized by the Fund's equity holdings at

the time the Fund sells the options. By selling call options corresponding to approximately 50% of the value of the portfolio of stocks in the Reference Index, the Fund's partially covered call strategy may generate income while allowing for some potential upside exposure to the growth of the underlying constituents of the Reference Index, relative to a 100% covered call strategy. If the price of the Reference Fund is above the strike price of the Fund's call options positions upon the expiration of the call options, then at expiration the Fund would owe the purchaser of the call option the difference between the strike price and the price of the Reference Fund, so the amount owed with respect to the call option would be expected to offset approximately half of the gains the Fund may experience from the securities held. For example, if the price of the Reference Fund were to increase by 15% from the time the call options were sold to the time the call options expired, then the call options could be expected to have a value equal to approximately 7.5% of the value the portfolio had at the time when the call options were sold, which would offset approximately half of the Fund's gains from the increase in the Reference Index over the relevant period, as long as the performance of the Reference Fund generally corresponds to the performance of the Reference Index. However, if the price of the Reference Fund is below the strike price of the Fund's call options positions at expiry, the call options will expire worthless, and the Fund will retain the premium. An investor that purchases Fund shares other than on the day that the Fund writes (sells) monthly call options, or who sells shares other than on the day that the call options expire, may experience different investment returns, depending on the relative difference between the strike price of the Fund's call options positions, and the price of the Reference Fund.

The Fund generally uses a representative sampling strategy with respect to the Underlying Index. "Representative sampling" is an indexing strategy that involves investing in a representative sample of securities (including indirect investments through underlying ETFs) that collectively has an investment profile similar to the Underlying Index in terms of key risk factors, performance attributes and other characteristics. Underlying ETFs may constitute a substantial portion of the Fund's assets. These include country weightings, market capitalization and other financial characteristics of securities. Under normal circumstances, at least 80% of the Fund's net assets, plus the amount of any borrowings for investment purposes (if any), will be invested in component securities of the Underlying Index or in investments that have economic characteristics that are substantially identical to the economic characteristics of such component securities, either individually or in the aggregate.

The Adviser expects that, over time, the correlation between the Fund's performance and that of the Underlying Index, before fees and expenses, will exceed 95%. A correlation percentage of 100% would indicate perfect correlation.

The Fund concentrates its investments (i.e., holds 25% or more of its total assets) in a particular industry or group of industries to approximately the same extent that the Underlying Index is concentrated. As of December 31, 2023, the Underlying Index was concentrated in the semiconductors and semiconductor equipment and software industries and had significant exposure to the information technology sector. The Fund is classified as "non-diversified," which means it may invest a larger percentage of its assets in a smaller number of issuers than a diversified fund.

SUMMARY OF PRINCIPAL RISKS

As with any investment, you could lose all or part of your investment in the Fund, and the Fund's performance could trail that of other investments. There is no guarantee that the Fund will achieve its investment objective. An investment in the Fund is not a bank deposit and it is not insured or guaranteed by the Federal Deposit Insurance Corporation or any other government agency, the Adviser or any of its affiliates. The Fund is subject to the principal risks noted below, any of which may adversely affect the Fund's net asset value ("NAV"), trading price, yield, total return and ability to meet its investment objective, as well as other risks that are described in greater detail in the **Additional Information About the Funds** section of this Prospectus and in the Statement of Additional Information ("SAI"). The order of the below risk factors does not indicate the significance of any particular risk factor.

Asset Class Risk: Securities and other assets in the Underlying Index or otherwise held in the Fund's portfolio may underperform in comparison to the general securities markets, a particular securities market or other asset classes.

Derivatives Risk: The Fund will invest in options, a type of derivative instrument. Derivatives can be more sensitive to changes in interest rates or to sudden fluctuations in market prices than conventional securities, which can result in greater losses for the Fund. In addition, the prices of the derivative instruments and the prices of underlying securities, interest rates or currencies they are designed to reflect may not move together as expected. A risk of the Fund's use of derivatives is that the fluctuations in their values may not correlate perfectly with the relevant reference index. Derivatives are usually traded on margin, which may subject the Fund to margin calls. Margin calls may force the Fund to liquidate assets.

Equity Securities Risk: Equity securities are subject to changes in value, and their values may be more volatile than other asset classes, as a result of such factors as a company's business performance, investor perceptions, stock market trends and general economic conditions.

ETF Investment Risk: While the risks of owning shares of an underlying ETF generally reflect the risks of owning the underlying securities of the index the ETF is designed to track, lack of liquidity in the underlying ETF can result in its value being more volatile than the underlying portfolio securities. Because the value of an underlying ETF's shares depends on the demand in the market, the Adviser may not be able to liquidate the Fund's holdings in those shares at the most optimal time, thereby adversely affecting the Fund's performance. An underlying ETF may experience tracking error in relation to the index tracked by the underlying ETF, which could contribute to tracking error for the Fund. In addition, an underlying ETF's shares may trade at a premium or discount to NAV.

In addition, investments in the securities of underlying ETFs may involve duplication of advisory fees and certain other expenses. The Fund will pay brokerage commissions in connection with the purchase and sale of shares of the underlying ETFs, which could result in greater expenses to the Fund. By investing in an underlying ETF, the Fund becomes a shareholder thereof. As a result, Fund shareholders indirectly bear the Fund's proportionate share of the fees and expenses indirectly paid by shareholders of the underlying ETF, in addition to the fees and expenses Fund shareholders indirectly bear in connection with the Fund's own operations.

If the underlying ETF fails to achieve its investment objective, the value of the Fund's investment may decline, adversely affecting the Fund's performance. Additionally, some ETFs are not registered under the Investment Company Act of 1940 ("1940 Act") and therefore, are not subject to the regulatory scheme and investor protections of the 1940 Act.

Capitalization Risk: Investing in issuers within the same market capitalization category carries the risk that the category may be out of favor due to current market conditions or investor sentiment.

Large-Capitalization Companies Risk: Large-capitalization companies may trail the returns of the overall stock market. Large-capitalization stocks tend to go through cycles of doing better - or worse - than the stock market in general. These periods have, in the past, lasted for as long as several years.

Correlation Risk: In seeking to track the performance of the Underlying Index, the Fund anticipates holding component securities of the Reference Index and writing call options on the Reference Fund. While it is anticipated that the performance of the Reference Fund, and of the call options written on the Reference Fund, will generally correspond to the performance of the component securities of the Reference Index, there can be no guarantee that such performance will be highly correlated. It is possible that the value of the component securities of the Reference Index may diverge from the value of the Reference Fund on which the call options are written. If such performance diverges, this may cause the performance of the call options to offset more or less than 50% of the gains of the component securities during a roll period. If this occurs, the total return of the Fund will deviate from the total return expectations of a 50% covered call strategy.

Covered Call Option Writing Risk: By writing covered call options in return for the receipt of premiums, the Fund will give up the opportunity to benefit from potential increases in the value of the Reference Index above the exercise prices of such options, but will continue to bear the risk of declines in the value of the Reference Index. The premiums received from the options may not be sufficient to offset any losses sustained from the volatility of the underlying stocks over time. As a result, the risks associated with writing covered call options may be similar to the risks associated with writing put options. In addition, the Fund's ability to sell the securities underlying the options will be limited while the options are in effect unless the Fund cancels out the option positions through the purchase of offsetting identical options prior to the expiration of the written options. Exchanges may suspend the trading of options in volatile markets. If trading is suspended, the Fund may be unable to write options at times that may be desirable or advantageous to do so, which may increase the risk of tracking error.

Flex Options Risk: The Fund will utilize FLEX options issued and guaranteed for settlement by the OCC. The Fund bears the risk that the OCC will be unable to, or unwilling to, perform their obligations under the contracts. In the unlikely event that the OCC cannot meet their obligations, the Fund could suffer significant losses. Additionally, FLEX options may be more illiquid than other securities, including traditional options. To the extent that the FLEX options may not be expected to experience regular trading, the FLEX options held by the Fund may be valued based on a price quotation or other equivalent indication of value supplied by a pricing service, rather than based on a price last traded on an exchange. In less liquid markets for FLEX options, the Fund may have difficulty entering into or closing out certain positions at designated times and/or prices, including in connection with the monthly options roll process. With the creation and redemption of Shares, to the extent market participants are not willing or able to enter into FLEX option transactions with the Fund at prices that reflect the market price of

the Shares, the Fund's net asset value ("NAV") and, in turn the share price of the Fund, could suffer significant losses. The Fund may experience substantial downside from specific FLEX option positions, and some may expire worthless. As a FLEX option approaches the predetermined expiration date, its value typically moves in parallel with the value of the Reference Fund. However, prior to such date, the value of the FLEX options may not increase or decrease at the same rate as the Reference Fund's share price on a day-to-day basis. The value of the underlying FLEX options will be affected by many market factors, such as changes in the Reference Fund's share price, interest rates, the volatility of the Reference Fund, and the remaining time to until the FLEX options expire.

Focus Risk: To the extent that the Underlying Index focuses in investments related to a particular industry or group of industries, the Fund will also focus its investments to approximately the same extent. Similarly, if the Underlying Index has significant exposure to one or more sectors, the Fund's investments will likely have significant exposure to such sectors. In such event, the Fund's performance will be particularly susceptible to adverse events impacting such industry or sector, which may include, but are not limited to, the following: general economic conditions or cyclical market patterns that could negatively affect supply and demand; competition for resources; adverse labor relations; political or world events; obsolescence of technologies; and increased competition or new product introductions that may affect the profitability or viability of companies in a particular industry or sector. As a result, the value of the Fund's investments may rise and fall more than the value of shares of a fund that invests in securities of companies in a broader range of industries or sectors.

Risks Related to Investing in the Information Technology Sector: Companies in the information technology sector are subject to rapid changes in technology product cycles; rapid product obsolescence; government regulation; and increased competition, both domestically and internationally, including competition from foreign competitors with lower production costs. Information technology companies and companies that rely heavily on technology tend to be more volatile than the overall market and also are heavily dependent on patent and intellectual property rights. In addition, information technology companies may have limited product lines, markets, financial resources or personnel.

Risks Related to Investing in the Semiconductors and Semiconductor Equipment Industry: The semiconductors and semiconductor equipment industry is highly competitive, and certain companies in this industry may be restricted from operating in certain markets due to the sensitive nature of these technologies. Companies in this space generally seek to increase silicon capacity, improve yields, and reduce die size in their product designs which may result in significant increases in worldwide supply and downward pressure on prices. Companies involved in the semiconductors and semiconductor equipment industry face increased risk from trade agreements between countries that develop these technologies and countries in which customers of these technologies are based. Lack of resolution or potential imposition of trade tariffs may hinder the companies' ability to successfully deploy their inventories. The success of such companies frequently depends on the ability to develop and produce competitive new semiconductor technologies. Companies in this industry frequently undertake substantial research and development expenses in order to remain competitive, and a failure to successfully demonstrate advanced functionality and performance can have a material impact on the company's business.

Risks Related to Investing in the Software Industry: The software industry can be significantly affected by intense competition, aggressive pricing, technological innovations, and product obsolescence. Companies in the application software industry, in particular, may also be negatively affected by the decline or fluctuation of subscription renewal rates for their products and services, which may have an adverse effect on profit margins. Companies in the systems software industry may be adversely affected by, among other things, actual or perceived security vulnerabilities in their products and services, which may result in individual or class action lawsuits, state or federal enforcement actions and other remediation costs.

Geographic Risk: A natural, biological or other disaster could occur in a geographic region in which the Fund invests, which could affect the economy or particular business operations of companies in the specific geographic region, causing an adverse impact on the Fund's investments in the affected region or in a region economically tied to the affected region. The securities in which the Fund invests and, consequently, the Fund are also subject to specific risks as a result of their business operations, including, but not limited to:

Risk of Investing in Developed Markets: The Fund's investment in a developed country issuer may subject the Fund to regulatory, political, currency, security, economic and other risks associated with developed countries. Developed countries tend to represent a significant portion of the global economy and have generally experienced slower economic growth than some less developed countries. Certain developed countries have experienced security concerns, such as terrorism and strained international relations. Incidents involving a country's or region's security may cause uncertainty in its markets and may adversely affect its economy and the Fund's investments. In addition, developed countries may be impacted by changes to the economic conditions of certain key trading partners, regulatory burdens, debt burdens and the price or availability of certain commodities.

Risk of Investing in the United States: A decrease in imports or exports, changes in trade regulations and/or an economic recession in the U.S. may have a material adverse effect on the U.S. economy.

Issuer Risk: Fund performance depends on the performance of individual companies in which the Fund invests. Changes to the financial condition of any of those companies may cause the value of such company's securities to decline.

Market Risk: Turbulence in the financial markets and reduced liquidity may negatively affect issuers, which could have an adverse effect on the Fund. If the securities held by the Fund experience poor liquidity, the Fund may be unable to transact at advantageous times or prices, which may decrease the Fund's returns. In addition, there is a risk that policy changes by central governments and governmental agencies, including the U.S. Federal Reserve or the European Central Bank, which could include increasing interest rates, could cause increased volatility in financial markets and lead to higher levels of Fund redemptions from Authorized Participants, which could have a negative impact on the Fund. Furthermore, local, regional or global events such as war, acts of terrorism, the spread of infectious illness or other public health issues, recessions, raising of interest rates, or other events could have a significant impact on the Fund and its investments and trading of its Shares. This increases the risk that monetary policy may provide less support should economic growth slow. Additionally, China's shift away from a zero-COVID policy creates both opportunities and risks, causing uncertainty for global economic growth. Market risk factors may result in increased volatility and/or decreased liquidity in the securities markets. The Fund's NAV could decline over short periods due to short-term market movements and over longer periods during market downturns.

Non-Diversification Risk: The Fund is classified as a "non-diversified" investment company under the Investment Company Act of 1940 ("1940 Act"). As a result, the Fund is subject to the risk that it may be more volatile than a diversified fund because the Fund may invest its assets in a smaller number of issuers or may invest a larger proportion of its assets in a single issuer. As a result, the gains and losses on a single investment may have a greater impact on the Fund's NAV and may make the Fund more volatile than more diversified funds.

Operational Risk: The Fund is exposed to operational risk arising from a number of factors, including but not limited to human error, processing and communication errors, errors of the Fund's service providers, counterparties or other third-parties, failed or inadequate processes and technology or systems failures. Additionally, cyber security failures or breaches of the electronic systems of the Fund, the Adviser, and the Fund's other service providers, market makers, Authorized Participants or the issuers of securities in which the Fund invests have the ability to cause disruptions and negatively impact the Fund's business operations, potentially resulting in financial losses to the Fund and its shareholders. The Fund and the Adviser seek to reduce these operational risks through controls and procedures. However, these measures do not address every possible risk and may be inadequate for those risks that they are intended to address.

Options Premium Tax Risk: The Fund's investment strategy may limit its ability to distribute dividends eligible for treatment as qualified dividend income, which for non-corporate shareholders are subject to federal income tax at rates of up to 20%. The Fund's investment strategy may also limit its ability to distribute dividends eligible for the dividends-received deduction for corporate shareholders. For these reasons, a significant portion of distributions received by Fund shareholders may be subject to tax at effective tax rates that are higher than the rates that would apply if the Fund were to engage in a different investment strategy. You should consult your tax advisor as to the tax consequences of acquiring, owning and disposing of Shares in the Fund.

Passive Investment Risk: The Fund is not actively managed, and the Adviser does not attempt to take defensive positions in declining markets. Unlike many investment companies, the Fund does not seek to outperform its Underlying Index. Therefore, it would not necessarily buy or sell a security unless that security is added or removed, respectively, from the Underlying Index, even if that security generally is underperforming. Additionally, if a constituent of the Underlying Index were removed, even outside of a regular rebalance of the Underlying Index, the Adviser anticipates that the Fund would sell such security. Maintaining investments in securities regardless of market conditions or the performance of individual securities could cause the Fund's return to be lower than if the Fund employed an active strategy.

Index-Related Risk: There is no guarantee that the Fund will achieve a high degree of correlation to the Underlying Index and therefore achieve its investment objective. Market disruptions and regulatory restrictions could have an adverse effect on the Fund's ability to adjust its exposure to the required levels in order to track the Underlying Index. Errors in index data, index computations and/or the construction of the Underlying Index in accordance with its methodology may occur from time to time and may not be identified and corrected by the Index Provider for a period of time or at all, which may have an adverse impact on the Fund and its shareholders.

Management Risk: The Fund may not fully replicate its Underlying Index and may hold securities not included in its Underlying Index. The Adviser's investment strategy, the implementation of which is subject to a number of constraints, may cause the Fund to underperform the market or its relevant benchmark or adversely affect the ability of the Fund to achieve its investment objective.

Tracking Error Risk: Tracking error may occur because of differences between the instruments held in the Fund's portfolio and those included in the Underlying Index, pricing differences, transaction costs incurred by the Fund, the Fund's holding of uninvested cash, size of the Fund, differences in timing of the accrual of or the valuation of dividends or interest, tax gains or losses, changes to the Underlying Index or the costs to the Fund of complying with various new or existing regulatory requirements. This risk may be heightened during times of increased market volatility or other unusual market conditions. Tracking error also may result because the Fund incurs fees and expenses, while the Underlying Index does not.

Risks Associated with Exchange-Traded Funds: As an ETF, the Fund is subject to the following risks:

Authorized Participants Concentration Risk: The Fund has a limited number of financial institutions that may act as Authorized Participants and engage in creation or redemption transactions directly with the Fund, and none of those Authorized Participants is obligated to engage in creation and/or redemption transactions. To the extent that those Authorized Participants exit the business or are unable to process creation and/or redemption orders, such as in times of market stress, Shares may be more likely to trade at a premium or discount to NAV and/or at wider intraday bid-ask spreads, and possibly face trading halts and/or delisting from an exchange.

Large Shareholder Risk: Redemptions by large shareholders could have a significant negative impact on the Fund. If a large shareholder were to redeem all, or a large portion, of its Shares, there is no guarantee that the Fund will be able to maintain sufficient assets to continue operations in which case the Board of Trustees may determine to liquidate the Fund. In addition, transactions by large shareholders may account for a large percentage of the trading volume on a national securities exchange and may, therefore, have a material upward or downward effect on the market price of the Shares.

Listing Standards Risk: The Fund is required to comply with listing requirements adopted by the listing exchange. Non-compliance with such requirements may result in the Fund's shares being delisted by the listing exchange. Any resulting liquidation of the Fund could cause the Fund to incur elevated transaction costs and could result in negative tax consequences for its shareholders.

Market Trading Risks and Premium/Discount Risks: Shares of the Fund are publicly traded on a national securities exchange, which may subject shareholders to numerous market trading risks. In stressed market conditions, the market for the Shares may become less liquid in response to the deteriorating liquidity of the Fund's portfolio. This adverse effect on the liquidity of the Shares, as well as disruptions to creations and redemptions, the existence of extreme market volatility or potential lack of assets in the Fund or an active trading market for Shares may result in Shares trading at a significant premium or discount to NAV. If a shareholder purchases Shares at a time when the market price is at a premium to the NAV or sells Shares at a time when the market price is at a discount to the NAV, the shareholder may sustain losses. The NAV of the Fund is calculated at the end of each business day and fluctuates with changes in the market value of the Fund's holdings. The trading price of the Fund's Shares fluctuates, in some cases materially, throughout trading hours in response to changes in the Fund's NAV.

Trading Halt Risk: An exchange or market may close or issue trading halts on specific securities, or the ability to buy or sell certain securities or financial instruments may be restricted, which may result in the Fund being unable to buy or sell certain securities or financial instruments. In such circumstances, the Fund may be unable to rebalance its portfolio, may be unable to accurately price its investments and/or may incur substantial trading losses.

Turnover Risk: The Fund may engage in frequent and active trading, which may significantly increase the Fund's portfolio turnover rate. At times, the Fund may have a portfolio turnover rate substantially greater than 100%. For example, a portfolio turnover rate of 300% is equivalent to the Fund buying and selling all of its securities three times during the course of a year. A high portfolio turnover rate would result in high brokerage costs for the Fund, may result in higher taxes when Shares are held in a taxable account and lower Fund performance.

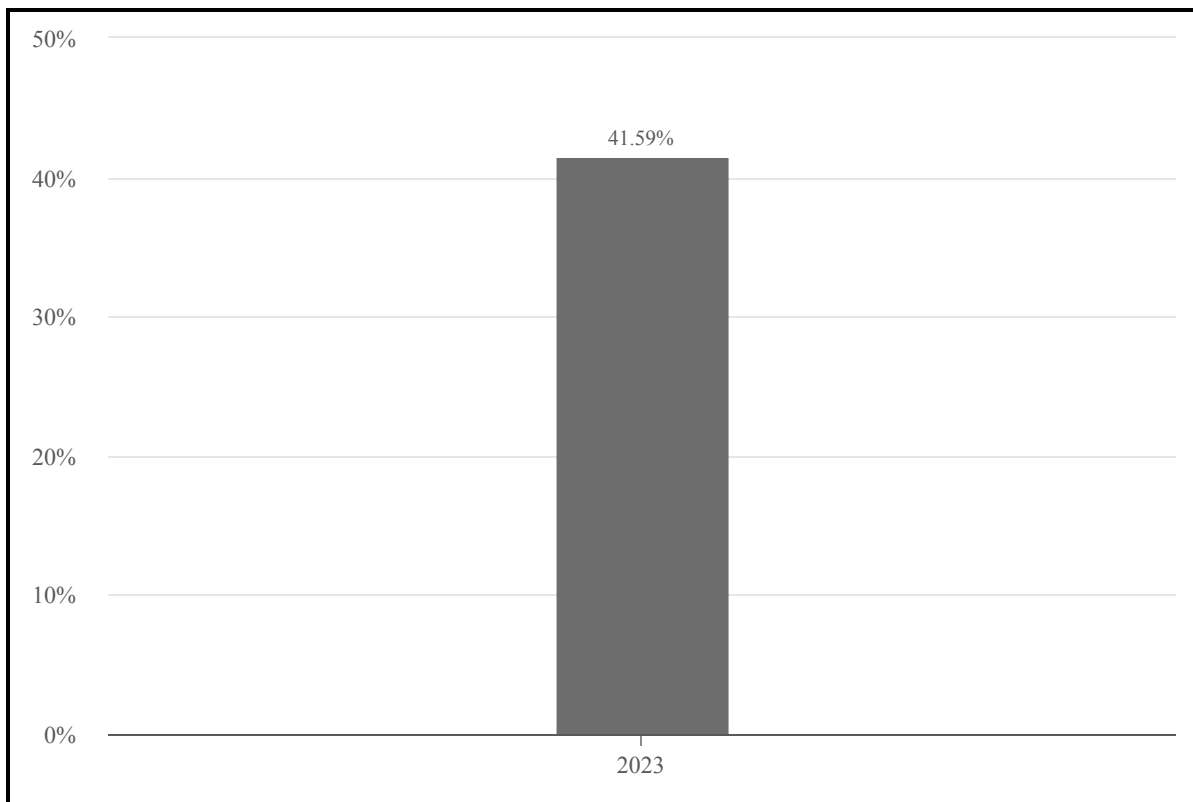
Valuation Risk: The sales price the Fund could receive for a security may differ from the Fund's valuation of the security and may differ from the value used by the Underlying Index, particularly for securities that trade in low value or volatile markets or

that are valued using a fair value methodology (such as during trading halts). The value of the securities in the Fund's portfolio may change on days when shareholders will not be able to purchase or sell the Fund's Shares.

PERFORMANCE INFORMATION

The bar chart and table that follow show how the Fund performed on a calendar year basis and provide an indication of the risks of investing in the Fund by showing changes in the Fund's performance from year to year and by showing how the Fund's average annual returns for the indicated periods compare with the Fund's benchmark index and a broad measure of market performance. The Fund's past performance (before and after taxes) is not necessarily indicative of how the Fund will perform in the future. Updated performance information is available online at www.globalxetfs.com.

Annual Total Returns (Years Ended December 31)



Best Quarter: 3/31/2023 17.37%

Worst Quarter: 9/30/2023 (4.35)%

Average Annual Total Returns (for the Periods Ended December 31, 2023)

	One Year Ended December 31, 2023	Since Inception (11/21/2022)
Global X Information Technology Covered Call & Growth ETF:		
·Return before taxes	41.59%	34.12%
·Return after taxes on distributions ¹	34.91%	28.18%
·Return after taxes on distributions and sale of Fund Shares ¹	24.37%	23.42%
Cboe S&P Technology Select Sector Half BuyWrite Index		
(Index returns reflects invested dividends net of withholding taxes, but reflect no deduction for fees, expenses, or other taxes)	42.52%	34.94%
Information Technology Select Sector Index		
(Index returns reflects invested dividends net of withholding taxes, but reflect no deduction for fees, expenses, or other taxes)	56.13%	43.40%

¹ After-tax returns are calculated using the historical highest individual U.S. federal marginal income tax rates and do not reflect the impact of state and local taxes. Your actual after-tax returns will depend on your specific tax situation and may differ from those shown above. After-tax returns are not relevant to investors who hold Shares of the Fund through tax-advantaged arrangements, such as 401(k) plans or individual retirement accounts (IRAs).

FUND MANAGEMENT

Investment Adviser: Global X Management Company LLC.

Portfolio Managers: The professionals primarily responsible for the day-to-day management of the Fund are Nam To, CFA; Wayne Xie; Vanessa Yang; and Sandy Lu, CFA (“Portfolio Managers”). Messrs. To, Xie and Lu and Ms. Yang have been Portfolio Managers of the Fund since the Fund's inception.

PURCHASE AND SALE OF FUND SHARES

Shares of the Fund are or will be listed and traded at market prices on a national securities exchange. Shares may only be purchased and sold on the exchange through a broker-dealer. The price of Shares is based on market price, and because ETF shares trade at market prices rather than at NAV, Shares may trade at a price greater than NAV (a premium) or less than NAV (a discount). Only "Authorized Participants" (as defined in the SAI) who have entered into agreements with the Fund's distributor, SEI Investments Distribution Co. ("Distributor"), may engage in creation or redemption transactions directly with the Fund. The Fund will only issue or redeem Shares that have been aggregated into blocks called "Creation Units". The Fund will issue or redeem Creation Units in return for a basket of cash and/or securities that the Fund specifies any day that the national securities exchanges are open for business (“Business Day”). An investor may incur costs attributable to the difference between the highest price a buyer is willing to pay to purchase shares of the Fund (bid) and the lowest price a seller is willing to accept for shares of the Fund (ask) when buying or selling shares in the secondary market (the “bid-ask spread”). To access information regarding the Fund’s net asset value, market price, premiums and discounts, and bid-ask spreads, please go to www.globalxetfs.com.

TAX INFORMATION

The Fund intends to make distributions that may be taxable to you as ordinary income or capital gains, unless you are investing through a tax-advantaged arrangement such as a 401(k) plan or an individual retirement account ("IRA"), in which case distributions from such tax-advantaged arrangement may be taxable to you.

PAYMENTS TO BROKER-DEALERS AND OTHER FINANCIAL INTERMEDIARIES

The Adviser and its related companies may pay broker-dealers or other financial intermediaries (such as a bank) for the sale of Fund Shares and related services. These payments may create a conflict of interest by influencing your broker-dealer, sales persons or other intermediary or its employees or associated persons to recommend the Fund over another investment. Ask your financial adviser or visit your financial intermediary's website for more information.

Global X Nasdaq 100 ESG Covered Call ETF

Ticker: QYLE Exchange: NASDAQ

INVESTMENT OBJECTIVE

The Global X Nasdaq 100 ESG Covered Call ETF ("Fund") seeks to provide investment results that correspond generally to the price and yield performance, before fees and expenses, of the Nasdaq-100 ESG BuyWrite Index ("Underlying Index").

FEES AND EXPENSES

This table describes the fees and expenses that you may pay if you buy, hold, and sell shares ("Shares") of the Fund. You may pay other fees, such as brokerage commissions and other fees to financial intermediaries, which are not reflected in the tables and examples below.

Annual Fund Operating Expenses (expenses that you pay each year as a percentage of the value of your investment):

Management Fees:	0.60%
Distribution and Service (12b-1) Fees:	None
Other Expenses: ¹	0.01%
Total Annual Fund Operating Expenses:	0.61%

¹ Other Expenses are based on estimated amounts for the current fiscal year.

Example: The following example is intended to help you compare the cost of investing in the Fund with the cost of investing in other funds. This example does not take into account customary brokerage commissions that you pay when purchasing or selling Shares of the Fund in the secondary market. The example assumes that you invest \$10,000 in the Fund for the time periods indicated and then sell all of your Shares at the end of those periods. The example also assumes that your investment has a 5% return each year and that the Fund's operating expenses remain the same. Although your actual costs may be higher or lower, based on these assumptions, your costs would be:

One Year	Three Years	Five Years	Ten Years
\$62	\$195	\$340	\$762

Portfolio Turnover: The Fund pays transaction costs, such as commissions, when it buys and sells securities (or "turns over" its portfolio). A higher portfolio turnover rate may indicate higher transaction costs and may result in higher taxes when Shares are held in a taxable account. These costs, which are not reflected in annual fund operating expenses or in the example, affect the Fund's performance. From the Fund's commencement of operations on February 21, 2023 to the end of the most recent fiscal period, the Fund's portfolio turnover rate was 11.82% of the average value of its portfolio.

PRINCIPAL INVESTMENT STRATEGIES

The Fund invests at least 80% of its net assets, plus borrowings for investment purposes (if any), in the securities of the Nasdaq-100 ESG BuyWrite Index (the "Underlying Index"). The Fund's 80% investment policy is non-fundamental and requires 60 days prior written notice to shareholders before it can be changed.

The Underlying Index seeks to provide long exposure to an equity portfolio that applies a set of specific Environmental, Social and Governance ("ESG") criteria as part of its security selection process, while also selling call options generally associated with such exposure. Specifically, the Underlying Index measures the performance of a covered call strategy, also known as a "buy-write" strategy, that seeks to provide long exposure by "buying" the underlying components of the Nasdaq-100 ESG Index (the "Reference Index") and to generate options premium income by "writing" (selling) a succession of one-month, at-the-money ("ATM") covered call options on the Nasdaq-100 Index. In seeking to track the Underlying Index, the Fund invests in the securities reflected in the Underlying Index by purchasing the underlying holdings of the Reference Index in proportion to their weight in the Reference Index, and systematically writing (selling) a succession of one-month, ATM covered call options on the Nasdaq-100 Index. The implications of the written (sold) call options are described in more detail here:

Call Options – When the Fund sells a call option, the Fund receives a premium in exchange for an obligation to sell shares of the Nasdaq-100 Index at a strike price on the expiration date if the buyer of the call option exercises it. If the

Nasdaq-100 Index closes above the strike price as of the expiration date and the buyer exercises the call option, the investor will have to pay the difference between the value of the Nasdaq-100 Index and the strike price. If the Nasdaq-100 Index closes below the strike price as of the expiration date, the call option may end up worthless and the investor retains the premium. Generally speaking, an at-the-money (“ATM”) call option refers to an option where the strike price of the option is equal to the price of the underlying asset at the time when the option is written (sold).

On a monthly basis, the Underlying Index seeks to achieve its objective by writing (selling) a succession of one-month, ATM call options on the Nasdaq-100 Index corresponding to approximately 100% of the value of the securities in the Reference Index, and will cover such options by holding the component securities of the Reference Index in the same weighting proportion as the Reference Index. Each call option written in the Underlying Index will have an exercise price generally at the prevailing market price of the Nasdaq-100 Index. However, if call options with those precise strike prices are unavailable, the Underlying Index will instead select the call options with the strike price closest to but above the prevailing market price of the Nasdaq-100 Index. Each option position in the Underlying Index’s composition will (i) be traded on a national securities exchange; (ii) be held until expiration date; (iii) expire on its date of maturity; (iv) only be subject to exercise on its expiration date; and (v) be settled in cash.

The Nasdaq-100 Index is composed of securities issued by 100 of the largest non-financial companies listed on the Nasdaq Global Select Market or Nasdaq Global Market (two of the three tiers of The Nasdaq Stock Market for the U.S. with the most stringent listing requirements) by market capitalization, as defined by Nasdaq (the “Index Provider”).

The Reference Index comprises the securities included in the Nasdaq-100 Index after excluding certain companies that are: 1) engaged in identified business activities, 2) subject to certain controversy, and/or 3) fail to comply with certain fundamental principles. Specifically, the Reference Index employs negative screens to exclude securities of companies with business activities that do not meet certain ESG eligibility criteria. Such screens rely on information from Sustainalytics, a globally-recognized independent provider of ESG research, ratings, and data. Companies’ business activities are distinguished between categories with absolute prohibitions (which do not allow any involvement by a company in a certain business activity) and categories that permit a de minimis amount of a certain business activity (generally, permitting a company to derive less than 5% of its revenues from, or to own less than 10% of another company that engages in, such activity). Examples of business activities with absolute prohibitions include, but are not limited to, arctic oil & gas exploration, cannabis production and controversial weapons, while examples of business activities with limited prohibitions include, but are not limited to, alcoholic beverages, gambling and nuclear power production.

The Reference Index also utilizes information from Sustainalytics to determine issuers’ business controversy levels and ESG Risk Rating Score. Sustainalytics reviews corporate filings and public disclosures to assess a company’s ESG profile. The ESG Risk Rating Score is designed to measure the magnitude of a company’s unmanaged ESG risk, and it is composed of three building blocks that contribute to a company’s overall rating: (1) corporate governance, (2) material ESG issues (“MEIs”), and (3) idiosyncratic ESG issues. The final ESG Risk Ratings Score is calculated as the sum of the individual material ESG issues’ unmanaged risk scores and is intended to represent the overall unmanaged risk of a company. Companies are assigned risk scores ranging from 0 (indicating that ESG risks have been fully managed) to greater than 50 (indicating the highest level of unmanaged ESG risk). The Index Provider excludes companies with an ESG risk rating of 40 or higher (i.e., a “severe risk” rating) from the Underlying Index.

Sustainalytics also monitors companies for controversies pertaining to ESG and assesses incidents and events in terms of their level of impact on the environment and society and the related risk to the company itself. Incidents are defined as company activities with unintended and/or undesired negative environmental and/or social impacts on stakeholders, while events are defined as a series of isolated or related incidents that pertain to the same ESG issues. Events are scored by a team of analysts on a scale from 1 (low ESG impact) to 5 (severe ESG impact), depending on the reputational risk to the company and potential impact on stakeholders, as determined by Sustainalytics. The Index Provider excludes companies with a Sustainalytics controversy rating higher than 4 from the Reference Index.

Additionally, eligible issuers must be deemed compliant with the principles of the United Nations Global Compact (“UNGC”). The UNGC is an arrangement by which companies voluntarily and publicly commit to a set of principles drawn from key UN Conventions and Declarations. The principles of the UNGC represent a set of values that the UN believes responsible businesses should incorporate into their operations in order to meet fundamental responsibilities in the areas of human rights, labor, the environment, and anti-corruption.

Companies in the Reference Index are weighted by their market capitalization and adjusted by their Sustainalytics ESG Risk Rating Score. Capping to weights are employed, where necessary, to meet diversification standards, as determined by the Index Provider. The Reference Index is rebalanced quarterly.

The Underlying Index is sponsored by the Index Provider, which is an organization that is independent of, and unaffiliated with, the Fund and Global X Management Company LLC, the investment adviser for the Fund ("Adviser"). The Index Provider determines the relative weightings of the securities in the Underlying Index and publishes or designates a third-party index calculation agent to publish information regarding the market value of the Underlying Index. As of December 31, 2023, the Underlying Index had 94 constituents.

The Adviser uses a "passive" or indexing approach to try to achieve the Fund's investment objective. Unlike many investment companies, the Fund does not try to outperform the Underlying Index and does not seek temporary defensive positions when markets decline or appear overvalued. The call options sold by the Fund will be collateralized by the Fund's equity holdings at the time the Fund sells the options. By selling call options on the value of the portfolio of stocks in the Nasdaq-100 Index, the Fund's covered call strategy may generate income. If the price of the Nasdaq-100 Index is above the strike price of the Fund's call options positions upon the expiration of the call option, then at expiration the Fund would owe the purchaser of the call option the difference between the strike price and the value of the Nasdaq-100 Index, so the amount owed with respect to the call option would generally offset any gains the Fund may experience from the securities in the Reference Index held by the Fund. For example, if the price of the Nasdaq-100 Index were to increase by 15% from the time the call options were sold to the time the call options expired, then the call options would be expected to have a value equal to approximately 15% of the value the portfolio had at the time when the call options were sold, which would generally offset all of the Fund's gains from the increase in the Reference Index over the relevant period. However, if the price of the Nasdaq-100 Index is below the strike price of the Fund's call options positions at expiry, the call options will expire worthless and the Fund will retain the premium.

Because options contracts on the Reference Index are not currently listed, the Underlying Index will write options on the Nasdaq-100 Index. As a result, the performance of the Reference Index, which include most (but not all) of the securities included in the Nasdaq-100 Index, may diverge from the performance of the Nasdaq-100 Index. If the constituents of the Reference Index which are not constituents of the Nasdaq-100 Index underperform the other constituents of the Nasdaq-100 Index, and the Nasdaq-100 Index options written by the Fund expire in the money, then the Fund's performance will be negative during such period, even if the performance of the Reference Index during such period is positive. Additionally, the value of the Nasdaq-100 Index and the Reference Index may move up or down after the strike price of the call options is selected for a given period, in which case movements in the value of the options contracts may be expected to offset movements in the Reference Index to a greater or lesser extent. As a result, an investor that purchases Fund shares other than on the day that the Fund writes (sells) monthly call options, or who sells shares other than on the day that the call options expire, may experience different investment returns, depending on the relative difference between the strike price of the Fund's call options positions, and the price of the Nasdaq-100 Index at the time when the investor purchases or sells the Fund.

The Fund generally will use a replication strategy. A replication strategy is an indexing strategy that involves investing in the securities of the Underlying Index in approximately the same proportions as in the Underlying Index. However, the Fund may utilize a representative sampling strategy with respect to the Underlying Index when a replication strategy might be detrimental to shareholders, such as when there are practical difficulties or substantial costs involved in compiling a portfolio of equity securities to follow the Underlying Index, in instances in which a security in the Underlying Index becomes temporarily illiquid, unavailable or less liquid, or as a result of legal restrictions or limitations (such as tax diversification requirements) that apply to the Fund but not the Underlying Index.

The Adviser expects that, over time, the correlation between the Fund's performance and that of the Underlying Index, before fees and expenses, will exceed 95%. A correlation percentage of 100% would indicate perfect correlation. If the Fund uses a replication strategy, it can be expected to have greater correlation to the Underlying Index than if it uses a representative sampling strategy.

The Fund concentrates its investments (i.e., holds 25% or more of its total assets) in a particular industry or group of industries to approximately the same extent that the Underlying Index is concentrated. As of December 31, 2023, the Underlying Index had significant exposure to the information technology sector. The Fund is classified as "non-diversified," which means it may invest a larger percentage of its assets in a smaller number of issuers than a diversified fund.

SUMMARY OF PRINCIPAL RISKS

As with any investment, you could lose all or part of your investment in the Fund, and the Fund's performance could trail that of other investments. There is no guarantee that the Fund will achieve its investment objective. An investment in the Fund is not a bank deposit and it is not insured or guaranteed by the Federal Deposit Insurance Corporation or any other government agency, the Adviser or any of its affiliates. The Fund is subject to the principal risks noted below, any of which may adversely affect the Fund's net asset value ("NAV"), trading price, yield, total return and ability to meet its investment objective, as well as other

risks that are described in greater detail in the **Additional Information About the Fund** section of this Prospectus and in the Statement of Additional Information ("SAI"). The order of the below risk factors does not indicate the significance of any particular risk factor.

Asset Class Risk: Securities and other assets in the Underlying Index or otherwise held in the Fund's portfolio may underperform in comparison to the general securities markets, a particular securities market or other asset classes.

Derivatives Risk: The Fund will invest in options, a type of derivative instrument. Derivatives can be more sensitive to changes in interest rates or to sudden fluctuations in market prices than conventional securities, which can result in greater losses for the Fund. In addition, the prices of the derivative instruments and the prices of underlying securities, interest rates or currencies they are designed to reflect may not move together as expected. A risk of the Fund's use of derivatives is that the fluctuations in their values may not correlate perfectly with the relevant reference index. Derivatives are usually traded on margin, which may subject the Fund to margin calls. Margin calls may force the Fund to liquidate assets. On October 28, 2020, the SEC adopted Rule 18f-4 ("Rule 18f-4") under the 1940 Act, which governs the use of derivatives by registered investment companies. Rule 18f-4 imposes limits on the amount of derivatives the Fund can enter into.

Equity Securities Risk: Equity securities are subject to changes in value, and their values may be more volatile than other asset classes, as a result of such factors as a company's business performance, investor perceptions, stock market trends and general economic conditions.

Capitalization Risk: Investing in issuers within the same market capitalization category carries the risk that the category may be out of favor due to current market conditions or investor sentiment.

Large-Capitalization Companies Risk: Large-capitalization companies may trail the returns of the overall stock market. Large-capitalization stocks tend to go through cycles of doing better - or worse - than the stock market in general. These periods have, in the past, lasted for as long as several years.

Covered Call Option Writing Risk: By writing covered call options in return for the receipt of premiums, the Fund will give up the opportunity to benefit from potential increases in the value of the Reference Index above the exercise prices of such options, but will continue to bear the risk of declines in the value of the Reference Index. The premiums received from the options may not be sufficient to offset any losses sustained from the volatility of the underlying stocks over time. As a result, the risks associated with writing covered call options may be similar to the risks associated with writing put options. In addition, the Fund's ability to sell the securities underlying the options will be limited while the options are in effect unless the Fund cancels out the option positions through the purchase of offsetting identical options prior to the expiration of the written options. Exchanges may suspend the trading of options in volatile markets. If trading is suspended, the Fund may be unable to write options at times that may be desirable or advantageous to do so, which may increase the risk of tracking error.

ESG Investing Strategy Risk: The stocks of companies with favorable ESG attributes, as determined by the Index Provider, may underperform the stock market as a whole. As a result, the Fund may underperform other funds that do not screen companies based on ESG attributes. The criteria used to select companies for investment may result in the Fund investing in securities, industries or sectors that underperform the market as a whole, forgoing opportunities to invest in securities that might otherwise be advantageous to buy or underperform other funds screened for ESG standards. In addition, it is possible that the Index Provider could overlook, misapply and/or otherwise fail to accurately screen for the stated ESG criteria, potentially resulting in a company or companies being included in the Underlying Index that do not meet the stated ESG criteria.

Focus Risk: To the extent that the Underlying Index focuses in investments related to a particular industry or group of industries, the Fund will also focus its investments to approximately the same extent. Similarly, if the Underlying Index has significant exposure to one or more sectors, the Fund's investments will likely have significant exposure to such sectors. In such event, the Fund's performance will be particularly susceptible to adverse events impacting such industry or sector, which may include, but are not limited to, the following: general economic conditions or cyclical market patterns that could negatively affect supply and demand; competition for resources; adverse labor relations; political or world events; obsolescence of technologies; and increased competition or new product introductions that may affect the profitability or viability of companies in a particular industry or sector. As a result, the value of the Fund's investments may rise and fall more than the value of shares of a fund that invests in securities of companies in a broader range of industries or sectors.

Risks Related to Investing in the Information Technology Sector: Companies in the information technology sector are subject to rapid changes in technology product cycles; rapid product obsolescence; government regulation; and

increased competition, both domestically and internationally, including competition from foreign competitors with lower production costs. Information technology companies and companies that rely heavily on technology tend to be more volatile than the overall market and also are heavily dependent on patent and intellectual property rights. In addition, information technology companies may have limited product lines, markets, financial resources or personnel.

Geographic Risk: A natural, biological or other disaster could occur in a geographic region in which the Fund invests, which could affect the economy or particular business operations of companies in the specific geographic region, causing an adverse impact on the Fund's investments in the affected region or in a region economically tied to the affected region. The securities in which the Fund invests and, consequently, the Fund are also subject to specific risks as a result of their business operations, including, but not limited to:

Risk of Investing in Developed Markets: The Fund's investment in a developed country issuer may subject the Fund to regulatory, political, currency, security, economic and other risks associated with developed countries. Developed countries tend to represent a significant portion of the global economy and have generally experienced slower economic growth than some less developed countries. Certain developed countries have experienced security concerns, such as terrorism and strained international relations. Incidents involving a country's or region's security may cause uncertainty in its markets and may adversely affect its economy and the Fund's investments. In addition, developed countries may be impacted by changes to the economic conditions of certain key trading partners, regulatory burdens, debt burdens and the price or availability of certain commodities.

Risk of Investing in the United States: A decrease in imports or exports, changes in trade regulations and/or an economic recession in the U.S. may have a material adverse effect on the U.S. economy.

Issuer Risk: Fund performance depends on the performance of individual companies in which the Fund invests. Changes to the financial condition of any of those companies may cause the value of such company's securities to decline.

Market Risk: Turbulence in the financial markets and reduced liquidity may negatively affect issuers, which could have an adverse effect on the Fund. If the securities held by the Fund experience poor liquidity, the Fund may be unable to transact at advantageous times or prices, which may decrease the Fund's returns. In addition, there is a risk that policy changes by central governments and governmental agencies, including the U.S. Federal Reserve or the European Central Bank, which could include increasing interest rates, could cause increased volatility in financial markets and lead to higher levels of Fund redemptions from Authorized Participants, which could have a negative impact on the Fund. Furthermore, local, regional or global events such as war, acts of terrorism, the spread of infectious illness or other public health issues, recessions, raising of interest rates, or other events could have a significant impact on the Fund and its investments and trading of its Shares. This increases the risk that monetary policy may provide less support should economic growth slow. Additionally, China's shift away from a zero-COVID policy creates both opportunities and risks, causing uncertainty for global economic growth. Market risk factors may result in increased volatility and/or decreased liquidity in the securities markets. The Fund's NAV could decline over short periods due to short-term market movements and over longer periods during market downturns.

New Fund Risk: The Fund is a new fund, with a limited operating history, which may result in additional risks for investors in the Fund. There can be no assurance that the Fund will grow to or maintain an economically viable size, in which case the Board of Trustees may determine to liquidate the Fund. While shareholder interests will be the paramount consideration, the timing of any liquidation may not be favorable to certain individual shareholders. New funds are also subject to Large Shareholder Risk.

Non-Diversification Risk: The Fund is classified as a "non-diversified" investment company under the Investment Company Act of 1940 ("1940 Act"). As a result, the Fund is subject to the risk that it may be more volatile than a diversified fund because the Fund may invest its assets in a smaller number of issuers or may invest a larger proportion of its assets in a single issuer. As a result, the gains and losses on a single investment may have a greater impact on the Fund's NAV and may make the Fund more volatile than more diversified funds.

Operational Risk: The Fund is exposed to operational risk arising from a number of factors, including but not limited to human error, processing and communication errors, errors of the Fund's service providers, counterparties or other third-parties, failed or inadequate processes and technology or systems failures. Additionally, cyber security failures or breaches of the electronic systems of the Fund, the Adviser, and the Fund's other service providers, market makers, Authorized Participants or the issuers of securities in which the Fund invests have the ability to cause disruptions and negatively impact the Fund's business operations, potentially resulting in financial losses to the Fund and its shareholders. The Fund and the Adviser seek to reduce these operational risks through controls and procedures. However, these measures do not address every possible risk and may be inadequate for those risks that they are intended to address.

Options Premium Tax Risk: The Fund's investment strategy may limit its ability to distribute dividends eligible for treatment as qualified dividend income, which for non-corporate shareholders are subject to federal income tax at rates of up to 20%. The Fund's investment strategy may also limit its ability to distribute dividends eligible for the dividends-received deduction for corporate shareholders. For these reasons, a significant portion of distributions received by Fund shareholders may be subject to tax at effective tax rates that are higher than the rates that would apply if the Fund were to engage in a different investment strategy. You should consult your tax advisor as to the tax consequences of acquiring, owning and disposing of Shares in the Fund.

Passive Investment Risk: The Fund is not actively managed, and the Adviser does not attempt to take defensive positions in declining markets. Unlike many investment companies, the Fund does not seek to outperform its Underlying Index. Therefore, it would not necessarily buy or sell a security unless that security is added or removed, respectively, from the Underlying Index, even if that security generally is underperforming. Additionally, if a constituent of the Underlying Index were removed, even outside of a regular rebalance of the Underlying Index, the Adviser anticipates that the Fund would sell such security. Maintaining investments in securities regardless of market conditions or the performance of individual securities could cause the Fund's return to be lower than if the Fund employed an active strategy.

Index-Related Risk: There is no guarantee that the Fund will achieve a high degree of correlation to the Underlying Index and therefore achieve its investment objective. Market disruptions and regulatory restrictions could have an adverse effect on the Fund's ability to adjust its exposure to the required levels in order to track the Underlying Index. Errors in index data, index computations and/or the construction of the Underlying Index in accordance with its methodology may occur from time to time and may not be identified and corrected by the Index Provider for a period of time or at all, which may have an adverse impact on the Fund and its shareholders.

Management Risk: The Fund may not fully replicate its Underlying Index and may hold securities not included in its Underlying Index. The Adviser's investment strategy, the implementation of which is subject to a number of constraints, may cause the Fund to underperform the market or its relevant benchmark or adversely affect the ability of the Fund to achieve its investment objective.

Tracking Error Risk: Tracking error may occur because of differences between the instruments held in the Fund's portfolio and those included in the Underlying Index, pricing differences, transaction costs incurred by the Fund, the Fund's holding of uninvested cash, size of the Fund, differences in timing of the accrual of or the valuation of dividends or interest, tax gains or losses, changes to the Underlying Index or the costs to the Fund of complying with various new or existing regulatory requirements. This risk may be heightened during times of increased market volatility or other unusual market conditions. Tracking error also may result because the Fund incurs fees and expenses, while the Underlying Index does not.

Risks Associated with Exchange-Traded Funds: As an ETF, the Fund is subject to the following risks:

Authorized Participants Concentration Risk: The Fund has a limited number of financial institutions that may act as Authorized Participants and engage in creation or redemption transactions directly with the Fund, and none of those Authorized Participants is obligated to engage in creation and/or redemption transactions. To the extent that those Authorized Participants exit the business or are unable to process creation and/or redemption orders, such as in times of market stress, Shares may be more likely to trade at a premium or discount to NAV and/or at wider intraday bid-ask spreads, and possibly face trading halts and/or delisting from an exchange.

Large Shareholder Risk: Redemptions by large shareholders could have a significant negative impact on the Fund. If a large shareholder were to redeem all, or a large portion, of its Shares, there is no guarantee that the Fund will be able to maintain sufficient assets to continue operations in which case the Board of Trustees may determine to liquidate the Fund. In addition, transactions by large shareholders may account for a large percentage of the trading volume on a national securities exchange and may, therefore, have a material upward or downward effect on the market price of the Shares.

Listing Standards Risk: The Fund is required to comply with listing requirements adopted by the listing exchange. Non-compliance with such requirements may result in the Fund's shares being delisted by the listing exchange. Any resulting liquidation of the Fund could cause the Fund to incur elevated transaction costs and could result in negative tax consequences for its shareholders.

Market Trading Risks and Premium/Discount Risks: Shares of the Fund are publicly traded on a national securities exchange, which may subject shareholders to numerous market trading risks. In stressed market conditions, the market for the Shares may become less liquid in response to the deteriorating liquidity of the Fund's portfolio. This adverse effect on the liquidity of the Shares, as well as disruptions to creations and redemptions, the existence of extreme market volatility or potential lack of assets in the Fund or an active trading market for Shares may result in Shares trading at a significant premium or discount to NAV. If a shareholder purchases Shares at a time when the market price is at a premium to the NAV or sells Shares at a time when the market price is at a discount to the NAV, the shareholder may sustain losses. The NAV of the Fund is calculated at the end of each business day and fluctuates with changes in the market value of the Fund's holdings. The trading price of the Fund's Shares fluctuates, in some cases materially, throughout trading hours in response to changes in the Fund's NAV.

Trading Halt Risk: An exchange or market may close or issue trading halts on specific securities, or the ability to buy or sell certain securities or financial instruments may be restricted, which may result in the Fund being unable to buy or sell certain securities or financial instruments. In such circumstances, the Fund may be unable to rebalance its portfolio, may be unable to accurately price its investments and/or may incur substantial trading losses.

Turnover Risk: The Fund may engage in frequent and active trading, which may significantly increase the Fund's portfolio turnover rate. At times, the Fund may have a portfolio turnover rate substantially greater than 100%. For example, a portfolio turnover rate of 300% is equivalent to the Fund buying and selling all of its securities three times during the course of a year. A high portfolio turnover rate would result in high brokerage costs for the Fund, may result in higher taxes when Shares are held in a taxable account and lower Fund performance.

Valuation Risk: The sales price the Fund could receive for a security may differ from the Fund's valuation of the security and may differ from the value used by the Underlying Index, particularly for securities that trade in low value or volatile markets or that are valued using a fair value methodology (such as during trading halts). The value of the securities in the Fund's portfolio may change on days when shareholders will not be able to purchase or sell the Fund's Shares.

PERFORMANCE INFORMATION

The Fund does not have a full calendar year of performance. Once the Fund has completed a full calendar year of operations, a bar chart and table will be included that will provide some indication of the risks of investing in the Fund by showing the variability of the Fund's returns and comparing the Fund's performance to the Underlying Index. The Fund's performance is not necessarily indicative of how the Fund will perform in the future.

FUND MANAGEMENT

Investment Adviser: Global X Management Company LLC.

Portfolio Managers: The professionals primarily responsible for the day-to-day management of the Fund are Nam To, CFA; Wayne Xie; Vanessa Yang; and Sandy Lu, CFA ("Portfolio Managers"). Messrs. To, Xie and Lu and Ms. Yang have been Portfolio Managers of the Fund since 2023.

PURCHASE AND SALE OF FUND SHARES

Shares of the Fund are or will be listed and traded at market prices on a national securities exchange. Shares may only be purchased and sold on the exchange through a broker-dealer. The price of Shares is based on market price, and because ETF shares trade at market prices rather than at NAV, Shares may trade at a price greater than NAV (a premium) or less than NAV (a discount). Only "Authorized Participants" (as defined in the SAI) who have entered into agreements with the Fund's distributor, SEI Investments Distribution Co. ("Distributor"), may engage in creation or redemption transactions directly with the Fund. The Fund will only issue or redeem Shares that have been aggregated into blocks called "Creation Units". The Fund will issue or redeem Creation Units in return for a basket of cash and/or securities that the Fund specifies any day that the national securities exchanges are open for business ("Business Day"). An investor may incur costs attributable to the difference between the highest price a buyer is willing to pay to purchase shares of the Fund (bid) and the lowest price a seller is willing to accept for shares of the Fund (ask) when buying or selling shares in the secondary market (the "bid-ask spread"). To access information regarding the Fund's net asset value, market price, premiums and discounts, and bid-ask spreads, please go to www.globalxetfs.com.

TAX INFORMATION

The Fund intends to make distributions that may be taxable to you as ordinary income or capital gains, unless you are investing through a tax-advantaged arrangement such as a 401(k) plan or an individual retirement account ("IRA"), in which case distributions from such tax-advantaged arrangement may be taxable to you.

PAYMENTS TO BROKER-DEALERS AND OTHER FINANCIAL INTERMEDIARIES

The Adviser and its related companies may pay broker-dealers or other financial intermediaries (such as a bank) for the sale of Fund Shares and related services. These payments may create a conflict of interest by influencing your broker-dealer, sales persons or other intermediary or its employees or associated persons to recommend the Fund over another investment. Ask your financial adviser or visit your financial intermediary's website for more information.

Global X S&P 500 ESG Covered Call ETF

Ticker: XYLE Exchange: NYSE Arca

INVESTMENT OBJECTIVE

The Global X S&P 500 ESG Covered Call ETF ("Fund") seeks to provide investment results that correspond generally to the price and yield performance, before fees and expenses, of the Cboe S&P 500 ESG BuyWrite Index ("Underlying Index").

FEES AND EXPENSES

This table describes the fees and expenses that you may pay if you buy, hold, and sell shares ("Shares") of the Fund. You may pay other fees, such as brokerage commissions and other fees to financial intermediaries, which are not reflected in the tables and examples below.

Annual Fund Operating Expenses (expenses that you pay each year as a percentage of the value of your investment):

Management Fees:	0.60%
Distribution and Service (12b-1) Fees:	None
Other Expenses: ¹	0.00%
Total Annual Fund Operating Expenses:	0.60%

¹ Other Expenses are based on estimated amounts for the current fiscal year.

Example: The following example is intended to help you compare the cost of investing in the Fund with the cost of investing in other funds. This example does not take into account customary brokerage commissions that you pay when purchasing or selling Shares of the Fund in the secondary market. The example assumes that you invest \$10,000 in the Fund for the time periods indicated and then sell all of your Shares at the end of those periods. The example also assumes that your investment has a 5% return each year and that the Fund's operating expenses remain the same. Although your actual costs may be higher or lower, based on these assumptions, your costs would be:

One Year	Three Years	Five Years	Ten Years
\$61	\$192	\$335	\$750

Portfolio Turnover: The Fund pays transaction costs, such as commissions, when it buys and sells securities (or "turns over" its portfolio). A higher portfolio turnover rate may indicate higher transaction costs and may result in higher taxes when Shares are held in a taxable account. These costs, which are not reflected in annual fund operating expenses or in the example, affect the Fund's performance. From the Fund's commencement of operations on February 21, 2023 to the end of the most recent fiscal period, the Fund's portfolio turnover rate was 13.87% of the average value of its portfolio.

PRINCIPAL INVESTMENT STRATEGIES

The Fund invests at least 80% of its net assets, plus borrowings for investment purposes (if any), in the securities of the Cboe S&P 500 ESG BuyWrite Index (the "Underlying Index"). The Fund's 80% investment policy is non-fundamental and requires 60 days prior written notice to shareholders before it can be changed.

The Underlying Index seeks to provide long exposure to an equity portfolio that applies a set of specific Environmental, Social and Governance ("ESG") criteria as part of its security selection process, while also selling call options generally associated with such exposure. Specifically, the Underlying Index measures the performance of a covered call strategy, also known as a "buy-write" strategy, that seeks to provide long exposure by "buying" the underlying components of the S&P 500 ESG Index (the "Reference Index") and to generate options premium income by "writing" (selling) a succession of one-month, at-the-money ("ATM") covered call options on the Reference Index. In seeking to track the Underlying Index, the Fund invests in the securities reflected in the Underlying Index by purchasing the underlying holdings of the Reference Index in proportion to their weight in the Reference Index, and systematically writing (selling) a succession of one-month, ATM covered call options on the Reference Index. The implications of the written (sold) call options are described in more detail here:

Call Options – When the Fund sells a call option, the Fund receives a premium in exchange for an obligation to sell shares of the Reference Index at a strike price on the expiration date if the buyer of the call option exercises it. If the

Reference Index closes above the strike price as of the expiration date and the buyer exercises the call option, the investor will have to pay the difference between the value of the Reference Index and the strike price. If the Reference Index closes below the strike price as of the expiration date, the call option may end up worthless and the investor retains the premium. Generally speaking, an at-the-money (“ATM”) call option refers to an option where the strike price of the option is equal to the price of the underlying asset at the time when the option is written (sold).

On a monthly basis, the Underlying Index’s portfolio will write (sell) a succession of one-month call options corresponding to the value of the underlying securities of the Reference Index and will cover such options by holding the component securities of the Reference Index. Each call option written in the Underlying Index’s portfolio will have an exercise price generally at the prevailing market price of the Reference Index. However, if call options with those precise strike prices are unavailable, the Underlying Index’s portfolio will instead select the call options with the strike price closest to but above the prevailing market price of the Reference Index. Each option position in the Underlying Index’s portfolio will (i) be traded on a national securities exchange; (ii) be held until expiration date; (iii) expire on its date of maturity; (iv) only be subject to exercise on its expiration date; and (v) be settled in cash.

The Reference Index is designed to measure the performance of securities meeting certain sustainability criteria (criteria related to Environmental, Social and Governance (“ESG”) factors), while maintaining similar overall industry group weights as the S&P 500 Index, as determined by S&P (the “Index Provider”). The S&P 500 Index is a float adjusted market capitalization equity benchmark which is generally regarded as being representative of the large-cap segment of the U.S. stock market. A float-adjusted market capitalization weighted index weights each index component according to its market capitalization, using the number of shares that are readily available for purchase on the open market. The Reference Index is rebalanced annually.

The Reference Index is designed to measure the performance of securities meeting certain sustainability criteria (criteria related to ESG factors), while maintaining similar overall industry group weights as the S&P 500 Index. The Reference Index employs negative screens to exclude securities of companies with business activities that do not meet the eligibility criteria. Such screens rely on information from Sustainalytics, a globally-recognized independent provider of ESG research, ratings, and data. Companies’ business activities are distinguished between categories with absolute prohibitions (which do not allow any involvement by a company in a certain business activity) and categories that permit a de minimis amount of a certain business activity (generally, permitting a company to derive less than 5% of its revenues from, or to own less than 25% of another company that engages in, such activity). Examples of business activities with absolute prohibitions include, but are not limited to, arctic oil & gas exploration, cannabis production and controversial weapons, while examples of business activities with limited prohibitions include, but are not limited to, alcoholic beverages, gambling and nuclear power production.

In addition, the Reference Index excludes the following:

- Companies that are classified by Sustainalytics as being non-compliant with the United Nations Global Compact (“UNGC”) principles (“Non-Compliant UNGC Companies”). Non-Compliant UNGC Companies are (i) companies found to have been responsible for egregious and severe violations of commonly accepted international norms related to human rights, labor rights, the environment and business ethics, or (ii) companies deemed to facilitate third parties in human rights violations due to their involvement in certain weapons with disproportional and/or non-discriminatory impact on citizens and society;
- Companies that have an S&P Dow Jones Indices (“DJI”) ESG Score, as assigned by SAM, an ESG scoring business unit of S&P Global, Inc. (an affiliate of the Index Provider), that falls within the worst 25% of scores from each Global Industry Classification Standard (GICS) industry group in the underlying universe of companies eligible for inclusion in the Index (the “Investment Universe”); or
- Companies that do not have (i) Sustainalytics coverage for determining tobacco-, controversial weapons-, oil sands-, small arms-, military weapons- and thermal coal-related involvement or compliance with UNGC principles; or (ii) an S&P DJI ESG Score.

S&P DJI ESG Scores are assigned by SAM using its Corporate Sustainability Assessment (“CSA”), which is an annual evaluation of a company’s sustainability practices. The CSA focuses on ESG factors that SAM determines are financially material to the company, relative to its industry peer companies as determined by SAM. The CSA is a questionnaire-based analysis process focused on ESG factors, with the aim of identifying the extent to which companies are equipped to recognize and respond to emerging sustainability opportunities and challenges in the global market. Companies are evaluated based on a range of financially relevant sustainability criteria, covering environmental, social, and governance dimensions. Companies’ responses to questions are assigned values, which are then aggregated into criteria, dimension, and total ESG scores, using an industry-specific weighting scheme. An interdisciplinary team of analysts designs, monitors, and refines the annual S&P

Global CSA, with the purpose of generating additional insights into companies' value-creating and risk-mitigating ESG potential. The assessment centers on sustainability criteria that are financially relevant to corporate performance, valuation, and security selection.

After implementing the exclusion criteria described above, the remaining companies are then ranked based on their S&P DJI ESG Score. For each GICS industry group, companies are selected for inclusion in the Index primarily in decreasing order of S&P DJI ESG Score until approximately 75% of the float adjusted market capitalization of the industry group is reached.

The Underlying Index is sponsored by the Index Provider, which is an organization that is independent of, and unaffiliated with, the Fund and Global X Management Company LLC, the investment adviser for the Fund ("Adviser"). The Index Provider determines the relative weightings of the securities in the Underlying Index and publishes or designates a third-party index calculation agent to publish information regarding the market value of the Underlying Index.

The Adviser uses a "passive" or indexing approach to try to achieve the Fund's investment objective. Unlike many investment companies, the Fund does not try to outperform the Underlying Index and does not seek temporary defensive positions when markets decline or appear overvalued. The call options sold by the Fund will be collateralized by the Fund's equity holdings at the time the Fund sells the options. By selling call options on the value of the portfolio of stocks in the Reference Index, the Fund's covered call strategy may generate income. If the price of the Reference Index is above the strike price of the Fund's call options positions upon the expiration of the call option, then at expiration the Fund would owe the purchaser of the call option the difference between the strike price and the value of the Reference Index, so the amount owed with respect to the call option would offset any gains the Fund may experience from the securities held. For example, if the price of the Reference Index were to increase by 15% from the time the call options were sold to the time the call options expired, then the call options would be expected to have a value equal to approximately 15% of the value the portfolio had at the time when the call options were sold, which would offset all of the Fund's gains from the increase in the Reference Index over the relevant period. However, if the price of the Reference Index is below the strike price of the Fund's call options positions at expiry, the call options will expire worthless and the Fund will retain the premium. An investor that purchases Fund shares other than on the day that the Fund takes writes (sells) monthly call options, or who sells shares other than on the day that the call options expire, may experience different investment returns, depending on the relative difference between the strike price of the Fund's call options positions, and the price of the Reference Index.

The Fund generally will use a replication strategy. A replication strategy is an indexing strategy that involves investing in the securities of the Underlying Index in approximately the same proportions as in the Underlying Index. However, the Fund may utilize a representative sampling strategy with respect to the Underlying Index when a replication strategy might be detrimental to shareholders, such as when there are practical difficulties or substantial costs involved in compiling a portfolio of equity securities to follow the Underlying Index, in instances in which a security in the Underlying Index becomes temporarily illiquid, unavailable or less liquid, or as a result of legal restrictions or limitations (such as tax diversification requirements) that apply to the Fund but not the Underlying Index.

The Adviser expects that, over time, the correlation between the Fund's performance and that of the Underlying Index, before fees and expenses, will exceed 95%. A correlation percentage of 100% would indicate perfect correlation. If the Fund uses a replication strategy, it can be expected to have greater correlation to the Underlying Index than if it uses a representative sampling strategy.

The Fund concentrates its investments (i.e., holds 25% or more of its total assets) in a particular industry or group of industries to approximately the same extent that the Underlying Index is concentrated. As of December 31, 2023, the Underlying Index had significant exposure to the information technology sector. The Fund is classified as "non-diversified," which means it may invest a larger percentage of its assets in a smaller number of issuers than a diversified fund.

SUMMARY OF PRINCIPAL RISKS

As with any investment, you could lose all or part of your investment in the Fund, and the Fund's performance could trail that of other investments. There is no guarantee that the Fund will achieve its investment objective. An investment in the Fund is not a bank deposit and it is not insured or guaranteed by the Federal Deposit Insurance Corporation or any other government agency, the Adviser or any of its affiliates. The Fund is subject to the principal risks noted below, any of which may adversely affect the Fund's net asset value ("NAV"), trading price, yield, total return and ability to meet its investment objective, as well as other risks that are described in greater detail in the **Additional Information About the Fund** section of this Prospectus and in the Statement of Additional Information ("SAI"). The order of the below risk factors does not indicate the significance of any particular risk factor.

Asset Class Risk: Securities and other assets in the Underlying Index or otherwise held in the Fund's portfolio may underperform in comparison to the general securities markets, a particular securities market or other asset classes.

Derivatives Risk: The Fund will invest in options, a type of derivative instrument. Derivatives can be more sensitive to changes in interest rates or to sudden fluctuations in market prices than conventional securities, which can result in greater losses for the Fund. In addition, the prices of the derivative instruments and the prices of underlying securities, interest rates or currencies they are designed to reflect may not move together as expected. A risk of the Fund's use of derivatives is that the fluctuations in their values may not correlate perfectly with the relevant reference index. Derivatives are usually traded on margin, which may subject the Fund to margin calls. Margin calls may force the Fund to liquidate assets. On October 28, 2020, the SEC adopted Rule 18f-4 ("Rule 18f-4") under the 1940 Act, which governs the use of derivatives by registered investment companies. Rule 18f-4 imposes limits on the amount of derivatives the Fund can enter into.

Equity Securities Risk: Equity securities are subject to changes in value, and their values may be more volatile than other asset classes, as a result of such factors as a company's business performance, investor perceptions, stock market trends and general economic conditions.

Capitalization Risk: Investing in issuers within the same market capitalization category carries the risk that the category may be out of favor due to current market conditions or investor sentiment.

Large-Capitalization Companies Risk: Large-capitalization companies may trail the returns of the overall stock market. Large-capitalization stocks tend to go through cycles of doing better - or worse - than the stock market in general. These periods have, in the past, lasted for as long as several years.

Covered Call Option Writing Risk: By writing covered call options in return for the receipt of premiums, the Fund will give up the opportunity to benefit from potential increases in the value of the Reference Index above the exercise prices of such options, but will continue to bear the risk of declines in the value of the Reference Index. The premiums received from the options may not be sufficient to offset any losses sustained from the volatility of the underlying stocks over time. As a result, the risks associated with writing covered call options may be similar to the risks associated with writing put options. In addition, the Fund's ability to sell the securities underlying the options will be limited while the options are in effect unless the Fund cancels out the option positions through the purchase of offsetting identical options prior to the expiration of the written options. Exchanges may suspend the trading of options in volatile markets. If trading is suspended, the Fund may be unable to write options at times that may be desirable or advantageous to do so, which may increase the risk of tracking error.

ESG Investing Strategy Risk: The stocks of companies with favorable ESG attributes, as determined by the Index Provider, may underperform the stock market as a whole. As a result, the Fund may underperform other funds that do not screen companies based on ESG attributes. The criteria used to select companies for investment may result in the Fund investing in securities, industries or sectors that underperform the market as a whole, forgoing opportunities to invest in securities that might otherwise be advantageous to buy or underperform other funds screened for ESG standards. In addition, it is possible that the Index Provider could overlook, misapply and/or otherwise fail to accurately screen for the stated ESG criteria, potentially resulting in a company or companies being included in the Underlying Index that do not meet the stated ESG criteria.

Focus Risk: To the extent that the Underlying Index focuses in investments related to a particular industry or group of industries, the Fund will also focus its investments to approximately the same extent. Similarly, if the Underlying Index has significant exposure to one or more sectors, the Fund's investments will likely have significant exposure to such sectors. In such event, the Fund's performance will be particularly susceptible to adverse events impacting such industry or sector, which may include, but are not limited to, the following: general economic conditions or cyclical market patterns that could negatively affect supply and demand; competition for resources; adverse labor relations; political or world events; obsolescence of technologies; and increased competition or new product introductions that may affect the profitability or viability of companies in a particular industry or sector. As a result, the value of the Fund's investments may rise and fall more than the value of shares of a fund that invests in securities of companies in a broader range of industries or sectors.

Risks Related to Investing in the Information Technology Sector: Companies in the information technology sector are subject to rapid changes in technology product cycles; rapid product obsolescence; government regulation; and increased competition, both domestically and internationally, including competition from foreign competitors with lower production costs. Information technology companies and companies that rely heavily on technology tend to be more volatile than the overall market and also are heavily dependent on patent and intellectual property rights. In addition, information technology companies may have limited product lines, markets, financial resources or personnel.

Geographic Risk: A natural, biological or other disaster could occur in a geographic region in which the Fund invests, which could affect the economy or particular business operations of companies in the specific geographic region, causing an adverse impact on the Fund's investments in the affected region or in a region economically tied to the affected region. The securities in which the Fund invests and, consequently, the Fund are also subject to specific risks as a result of their business operations, including, but not limited to:

Risk of Investing in Developed Markets: The Fund's investment in a developed country issuer may subject the Fund to regulatory, political, currency, security, economic and other risks associated with developed countries. Developed countries tend to represent a significant portion of the global economy and have generally experienced slower economic growth than some less developed countries. Certain developed countries have experienced security concerns, such as terrorism and strained international relations. Incidents involving a country's or region's security may cause uncertainty in its markets and may adversely affect its economy and the Fund's investments. In addition, developed countries may be impacted by changes to the economic conditions of certain key trading partners, regulatory burdens, debt burdens and the price or availability of certain commodities.

Risk of Investing in the United States: A decrease in imports or exports, changes in trade regulations and/or an economic recession in the U.S. may have a material adverse effect on the U.S. economy.

Issuer Risk: Fund performance depends on the performance of individual companies in which the Fund invests. Changes to the financial condition of any of those companies may cause the value of such company's securities to decline.

Market Risk: Turbulence in the financial markets and reduced liquidity may negatively affect issuers, which could have an adverse effect on the Fund. If the securities held by the Fund experience poor liquidity, the Fund may be unable to transact at advantageous times or prices, which may decrease the Fund's returns. In addition, there is a risk that policy changes by central governments and governmental agencies, including the U.S. Federal Reserve or the European Central Bank, which could include increasing interest rates, could cause increased volatility in financial markets and lead to higher levels of Fund redemptions from Authorized Participants, which could have a negative impact on the Fund. Furthermore, local, regional or global events such as war, acts of terrorism, the spread of infectious illness or other public health issues, recessions, raising of interest rates, or other events could have a significant impact on the Fund and its investments and trading of its Shares. This increases the risk that monetary policy may provide less support should economic growth slow. Additionally, China's shift away from a zero-COVID policy creates both opportunities and risks, causing uncertainty for global economic growth. Market risk factors may result in increased volatility and/or decreased liquidity in the securities markets. The Fund's NAV could decline over short periods due to short-term market movements and over longer periods during market downturns.

New Fund Risk: The Fund is a new fund, with a limited operating history, which may result in additional risks for investors in the Fund. There can be no assurance that the Fund will grow to or maintain an economically viable size, in which case the Board of Trustees may determine to liquidate the Fund. While shareholder interests will be the paramount consideration, the timing of any liquidation may not be favorable to certain individual shareholders. New funds are also subject to Large Shareholder Risk.

Non-Diversification Risk: The Fund is classified as a "non-diversified" investment company under the Investment Company Act of 1940 ("1940 Act"). As a result, the Fund is subject to the risk that it may be more volatile than a diversified fund because the Fund may invest its assets in a smaller number of issuers or may invest a larger proportion of its assets in a single issuer. As a result, the gains and losses on a single investment may have a greater impact on the Fund's NAV and may make the Fund more volatile than more diversified funds.

Operational Risk: The Fund is exposed to operational risk arising from a number of factors, including but not limited to human error, processing and communication errors, errors of the Fund's service providers, counterparties or other third-parties, failed or inadequate processes and technology or systems failures. Additionally, cyber security failures or breaches of the electronic systems of the Fund, the Adviser, and the Fund's other service providers, market makers, Authorized Participants or the issuers of securities in which the Fund invests have the ability to cause disruptions and negatively impact the Fund's business operations, potentially resulting in financial losses to the Fund and its shareholders. The Fund and the Adviser seek to reduce these operational risks through controls and procedures. However, these measures do not address every possible risk and may be inadequate for those risks that they are intended to address.

Options Premium Tax Risk: The Fund's investment strategy may limit its ability to distribute dividends eligible for treatment as qualified dividend income, which for non-corporate shareholders are subject to federal income tax at rates of up to 20%. The Fund's investment strategy may also limit its ability to distribute dividends eligible for the dividends-received deduction for corporate shareholders. For these reasons, a significant portion of distributions received by Fund shareholders may be subject to

tax at effective tax rates that are higher than the rates that would apply if the Fund were to engage in a different investment strategy. You should consult your tax advisor as to the tax consequences of acquiring, owning and disposing of Shares in the Fund.

Passive Investment Risk: The Fund is not actively managed, and the Adviser does not attempt to take defensive positions in declining markets. Unlike many investment companies, the Fund does not seek to outperform its Underlying Index. Therefore, it would not necessarily buy or sell a security unless that security is added or removed, respectively, from the Underlying Index, even if that security generally is underperforming. Additionally, if a constituent of the Underlying Index were removed, even outside of a regular rebalance of the Underlying Index, the Adviser anticipates that the Fund would sell such security. Maintaining investments in securities regardless of market conditions or the performance of individual securities could cause the Fund's return to be lower than if the Fund employed an active strategy.

Index-Related Risk: There is no guarantee that the Fund will achieve a high degree of correlation to the Underlying Index and therefore achieve its investment objective. Market disruptions and regulatory restrictions could have an adverse effect on the Fund's ability to adjust its exposure to the required levels in order to track the Underlying Index. Errors in index data, index computations and/or the construction of the Underlying Index in accordance with its methodology may occur from time to time and may not be identified and corrected by the Index Provider for a period of time or at all, which may have an adverse impact on the Fund and its shareholders.

Management Risk: The Fund may not fully replicate its Underlying Index and may hold securities not included in its Underlying Index. The Adviser's investment strategy, the implementation of which is subject to a number of constraints, may cause the Fund to underperform the market or its relevant benchmark or adversely affect the ability of the Fund to achieve its investment objective.

Tracking Error Risk: Tracking error may occur because of differences between the instruments held in the Fund's portfolio and those included in the Underlying Index, pricing differences, transaction costs incurred by the Fund, the Fund's holding of uninvested cash, size of the Fund, differences in timing of the accrual of or the valuation of dividends or interest, tax gains or losses, changes to the Underlying Index or the costs to the Fund of complying with various new or existing regulatory requirements. This risk may be heightened during times of increased market volatility or other unusual market conditions. Tracking error also may result because the Fund incurs fees and expenses, while the Underlying Index does not.

Risks Associated with Exchange-Traded Funds: As an ETF, the Fund is subject to the following risks:

Authorized Participants Concentration Risk: The Fund has a limited number of financial institutions that may act as Authorized Participants and engage in creation or redemption transactions directly with the Fund, and none of those Authorized Participants is obligated to engage in creation and/or redemption transactions. To the extent that those Authorized Participants exit the business or are unable to process creation and/or redemption orders, such as in times of market stress, Shares may be more likely to trade at a premium or discount to NAV and/or at wider intraday bid-ask spreads, and possibly face trading halts and/or delisting from an exchange.

Large Shareholder Risk: Redemptions by large shareholders could have a significant negative impact on the Fund. If a large shareholder were to redeem all, or a large portion, of its Shares, there is no guarantee that the Fund will be able to maintain sufficient assets to continue operations in which case the Board of Trustees may determine to liquidate the Fund. In addition, transactions by large shareholders may account for a large percentage of the trading volume on a national securities exchange and may, therefore, have a material upward or downward effect on the market price of the Shares.

Listing Standards Risk: The Fund is required to comply with listing requirements adopted by the listing exchange. Non-compliance with such requirements may result in the Fund's shares being delisted by the listing exchange. Any resulting liquidation of the Fund could cause the Fund to incur elevated transaction costs and could result in negative tax consequences for its shareholders.

Market Trading Risks and Premium/Discount Risks: Shares of the Fund are publicly traded on a national securities exchange, which may subject shareholders to numerous market trading risks. In stressed market conditions, the market for the Shares may become less liquid in response to the deteriorating liquidity of the Fund's portfolio. This adverse effect on the liquidity of the Shares, as well as disruptions to creations and redemptions, the existence of extreme market volatility or potential lack of assets in the Fund or an active trading market for Shares may result in Shares trading at a significant premium or discount to NAV. If a shareholder purchases Shares at a time when the market price

is at a premium to the NAV or sells Shares at a time when the market price is at a discount to the NAV, the shareholder may sustain losses. The NAV of the Fund is calculated at the end of each business day and fluctuates with changes in the market value of the Fund's holdings. The trading price of the Fund's Shares fluctuates, in some cases materially, throughout trading hours in response to changes in the Fund's NAV.

Trading Halt Risk: An exchange or market may close or issue trading halts on specific securities, or the ability to buy or sell certain securities or financial instruments may be restricted, which may result in the Fund being unable to buy or sell certain securities or financial instruments. In such circumstances, the Fund may be unable to rebalance its portfolio, may be unable to accurately price its investments and/or may incur substantial trading losses.

Turnover Risk: The Fund may engage in frequent and active trading, which may significantly increase the Fund's portfolio turnover rate. At times, the Fund may have a portfolio turnover rate substantially greater than 100%. For example, a portfolio turnover rate of 300% is equivalent to the Fund buying and selling all of its securities three times during the course of a year. A high portfolio turnover rate would result in high brokerage costs for the Fund, may result in higher taxes when Shares are held in a taxable account and lower Fund performance.

Valuation Risk: The sales price the Fund could receive for a security may differ from the Fund's valuation of the security and may differ from the value used by the Underlying Index, particularly for securities that trade in low value or volatile markets or that are valued using a fair value methodology (such as during trading halts). The value of the securities in the Fund's portfolio may change on days when shareholders will not be able to purchase or sell the Fund's Shares.

PERFORMANCE INFORMATION

The Fund does not have a full calendar year of performance. Once the Fund has completed a full calendar year of operations, a bar chart and table will be included that will provide some indication of the risks of investing in the Fund by showing the variability of the Fund's returns and comparing the Fund's performance to the Underlying Index. The Fund's performance is not necessarily indicative of how the Fund will perform in the future.

FUND MANAGEMENT

Investment Adviser: Global X Management Company LLC.

Portfolio Managers: The professionals primarily responsible for the day-to-day management of the Fund are Nam To, CFA; Wayne Xie; Vanessa Yang; and Sandy Lu, CFA ("Portfolio Managers"). Messrs. To, Xie and Lu and Ms. Yang have been Portfolio Managers of the Fund since 2023.

PURCHASE AND SALE OF FUND SHARES

Shares of the Fund are or will be listed and traded at market prices on a national securities exchange. Shares may only be purchased and sold on the exchange through a broker-dealer. The price of Shares is based on market price, and because ETF shares trade at market prices rather than at NAV, Shares may trade at a price greater than NAV (a premium) or less than NAV (a discount). Only "Authorized Participants" (as defined in the SAI) who have entered into agreements with the Fund's distributor, SEI Investments Distribution Co. ("Distributor"), may engage in creation or redemption transactions directly with the Fund. The Fund will only issue or redeem Shares that have been aggregated into blocks called "Creation Units". The Fund will issue or redeem Creation Units in return for a basket of cash and/or securities that the Fund specifies any day that the national securities exchanges are open for business ("Business Day"). An investor may incur costs attributable to the difference between the highest price a buyer is willing to pay to purchase shares of the Fund (bid) and the lowest price a seller is willing to accept for shares of the Fund (ask) when buying or selling shares in the secondary market (the "bid-ask spread"). To access information regarding the Fund's net asset value, market price, premiums and discounts, and bid-ask spreads, please go to www.globalxetfs.com.

TAX INFORMATION

The Fund intends to make distributions that may be taxable to you as ordinary income or capital gains, unless you are investing through a tax-advantaged arrangement such as a 401(k) plan or an individual retirement account ("IRA"), in which case distributions from such tax-advantaged arrangement may be taxable to you.

PAYMENTS TO BROKER-DEALERS AND OTHER FINANCIAL INTERMEDIARIES

The Adviser and its related companies may pay broker-dealers or other financial intermediaries (such as a bank) for the sale of Fund Shares and related services. These payments may create a conflict of interest by influencing your broker-dealer, sales persons or other intermediary or its employees or associated persons to recommend the Fund over another investment. Ask your financial adviser or visit your financial intermediary's website for more information.

Global X Dow 30[®] Covered Call & Growth ETF

Ticker: DYLG Exchange: NYSE Arca

INVESTMENT OBJECTIVE

The Global X Dow 30[®] Covered Call & Growth ETF ("Fund") seeks to provide investment results that correspond generally to the price and yield performance, before fees and expenses, of the Cboe DJIA Half BuyWrite Index ("Underlying Index").

FEES AND EXPENSES

This table describes the fees and expenses that you may pay if you buy, hold, and sell shares ("Shares") of the Fund. You may pay other fees, such as brokerage commissions and other fees to financial intermediaries, which are not reflected in the tables and examples below.

Annual Fund Operating Expenses (expenses that you pay each year as a percentage of the value of your investment):

Management Fees:	0.60%
Distribution and Service (12b-1) Fees:	None
Other Expenses: ¹	0.00%
Total Annual Fund Operating Expenses:	0.60%

¹ Other Expenses are based on estimated amounts for the current fiscal year.

Example: The following example is intended to help you compare the cost of investing in the Fund with the cost of investing in other funds. This example does not take into account customary brokerage commissions that you pay when purchasing or selling Shares of the Fund in the secondary market. The example assumes that you invest \$10,000 in the Fund for the time periods indicated and then sell all of your Shares at the end of those periods. The example also assumes that your investment has a 5% return each year and that the Fund's operating expenses remain the same. Although your actual costs may be higher or lower, based on these assumptions, your costs would be:

One Year	Three Years	Five Years	Ten Years
\$61	\$192	\$335	\$750

Portfolio Turnover: The Fund pays transaction costs, such as commissions, when it buys and sells securities (or "turns over" its portfolio). A higher portfolio turnover rate may indicate higher transaction costs and may result in higher taxes when Shares are held in a taxable account. These costs, which are not reflected in annual fund operating expenses or in the example, affect the Fund's performance. From the Fund's commencement of operations on July 25, 2023 to the end of the most recent fiscal period, the Fund's portfolio turnover rate was 0.21% of the average value of its portfolio.

PRINCIPAL INVESTMENT STRATEGIES

The Fund invests at least 80% of its total assets in the securities of the Cboe DJIA Half BuyWrite Index (the "Underlying Index"). The Fund's 80% investment policy is non-fundamental and requires 60 days prior written notice to shareholders before it can be changed.

The Underlying Index measures the performance of a partially covered call strategy that holds a theoretical portfolio of the underlying stocks of the Dow Jones Industrial Average[®] (the "Reference Index"), and "writes" (or sells) a succession of one-month at-the-money covered call options on the Reference Index. The call options correspond to approximately 50% of the value of the securities in the Reference Index, therefore representing a partially covered call strategy. In seeking to track the Underlying Index, the Fund follows a "buy-write" investment strategy on the Reference Index in which the Fund purchases the component securities of the Reference Index and also writes (or sells) call options that correspond to approximately 50% of the value of the portfolio of stocks in the Reference Index. By only writing call options on approximately 50% of the value of the portfolio of stocks in the Reference Index, the strategy can provide income generation from the call options while allowing for some potential upside exposure to the growth of the underlying constituents of the Reference Index, relative to a 100% covered call strategy.

The implications of the written (sold) call option are described in more detail here:

Call Options – When an investor sells a call option, the investor receives a premium in exchange for an obligation to sell shares of a reference asset at a strike price on the expiration date if the buyer of the call option exercises it. If the reference asset closes above the strike price as of the expiration date and the buyer exercises the call option, the investor will have to pay the difference between the value of the reference asset and the strike price. If the reference asset closes below the strike price as of the expiration date, the call option may end up worthless and the investor retains the premium.

On a monthly basis, the Underlying Index's portfolio will write (sell) a succession of one-month call options corresponding to approximately 50% of the value of the portfolio of stocks in the Reference Index and will cover such options by holding the component securities of the Reference Index. Each call option written in the Underlying Index's portfolio will have an exercise price generally at the prevailing market price of the Reference Index. However, if call options with those precise strike prices are unavailable, the Underlying Index's portfolio will instead select the call options with the strike price closest to but above the prevailing market price of the Reference Index. Each option position in the Underlying Index's portfolio will (i) be traded on a national securities exchange; (ii) be held until expiration date; (iii) expire on its date of maturity; (iv) only be subject to exercise on its expiration date; and (v) be settled in cash. The options component of the Underlying Index is rebalanced ("rolled") monthly.

The Reference Index is a price weighted index containing equity securities of 30 of the largest U.S. listed companies. Price weighting seeks to weight constituents based on share price. The Fund's investment objective and Underlying Index may be changed without shareholder approval. As of December 31, 2023, the Underlying Index had 30 constituents.

The Underlying Index is sponsored by S&P Dow Jones Indices LLC (the "Index Provider"), which is an organization that is independent of, and unaffiliated with, the Fund and Global X Management Company LLC, the investment adviser for the Fund ("Adviser"). In addition, any determinations related to the constituents of the Underlying Index are made independent of the Fund's portfolio managers. The Index Provider determines the relative weightings of the securities in the Underlying Index and publishes or designates a third-party index calculation agent to publish information regarding the market value of the Underlying Index. The Fund's investment objective and Underlying Index may be changed without shareholder approval.

The Adviser uses a "passive" or indexing approach to try to achieve the Fund's investment objective. Unlike many investment companies, the Fund does not try to outperform the Underlying Index and does not seek temporary defensive positions when markets decline or appear overvalued. The call options sold by the Fund will be collateralized by the Fund's equity holdings at the time the Fund sells the options. By selling call options corresponding to approximately 50% of the value of the portfolio of stocks in the Reference Index, the Fund's partially covered call strategy may generate income while also allowing for some potential upside exposure to the growth of the underlying constituents of the Reference Index, relative to a 100% covered call strategy. If the price of the Reference Index is above the strike price of the Fund's call options positions upon the expiration of the call options, then at expiration the Fund would owe the purchaser of the call option the difference between the strike price and the value of the Reference Index, so the amount owed with respect to the call option would be expected to offset approximately half of the gains the Fund may experience from the securities held. For example, if the price of the Reference Index were to increase by 15% from the time the call options were sold to the time the call options expired, then the call options would be expected to have a value equal to approximately 7.5% of the value the portfolio had at the time when the call options were sold, which would offset approximately half of the Fund's gains from the increase in the Reference Index over the relevant period. However, if the price of the Reference Index is below the strike price of the Fund's call options positions at expiry, the call options will expire worthless, and the Fund will retain the premium. An investor that purchases Fund shares other than on the day that the Fund writes (sells) monthly call options, or who sells shares other than on the day that the call options expire, may experience different investment returns, depending on the relative difference between the strike price of the Fund's call options positions, and the price of the Reference Index.

The Fund generally will use a replication strategy. A replication strategy is an indexing strategy that involves investing in the securities of the Underlying Index in approximately the same proportions as in the Underlying Index. However, the Fund may utilize a representative sampling strategy with respect to the Underlying Index when a replication strategy might be detrimental or disadvantageous to shareholders, such as when there are practical difficulties or substantial costs involved in compiling a portfolio of equity securities to replicate the Underlying Index, in instances in which a security in the Underlying Index becomes temporarily illiquid, unavailable or less liquid, or as a result of legal restrictions or limitations (such as tax diversification requirements) that apply to the Fund but not the Underlying Index.

The Adviser expects that, over time, the correlation between the Fund's performance and that of the Underlying Index, before fees and expenses, will exceed 95%. A correlation percentage of 100% would indicate perfect correlation. If the Fund uses a replication strategy, it can be expected to have greater correlation to the Underlying Index than if it uses a representative sampling strategy.

The Fund concentrates its investments (i.e., holds 25% or more of its total assets) in a particular industry or group of industries to approximately the same extent that the Underlying Index is concentrated. As of December 31, 2023, the Underlying Index was not concentrated in any industry. The Fund is classified as “non-diversified,” which means it may invest a larger percentage of its assets in a smaller number of issuers than a diversified fund.

SUMMARY OF PRINCIPAL RISKS

As with any investment, you could lose all or part of your investment in the Fund, and the Fund's performance could trail that of other investments. There is no guarantee that the Fund will achieve its investment objective. An investment in the Fund is not a bank deposit and it is not insured or guaranteed by the Federal Deposit Insurance Corporation or any other government agency, the Adviser or any of its affiliates. The Fund is subject to the principal risks noted below, any of which may adversely affect the Fund's net asset value ("NAV"), trading price, yield, total return and ability to meet its investment objective, as well as other risks that are described in greater detail in the **Additional Information About the Fund** section of this Prospectus and in the Statement of Additional Information ("SAI"). The order of the below risk factors does not indicate the significance of any particular risk factor.

Asset Class Risk: Securities and other assets in the Underlying Index or otherwise held in the Fund's portfolio may underperform in comparison to the general securities markets, a particular securities market or other asset classes.

Derivatives Risk: The Fund will invest in options, a type of derivative instrument. Derivatives can be more sensitive to changes in interest rates or to sudden fluctuations in market prices than conventional securities, which can result in greater losses for the Fund. In addition, the prices of the derivative instruments and the prices of underlying securities, interest rates or currencies they are designed to reflect may not move together as expected. A risk of the Fund's use of derivatives is that the fluctuations in their values may not correlate perfectly with the relevant reference index. Derivatives are usually traded on margin, which may subject the Fund to margin calls. Margin calls may force the Fund to liquidate assets.

Equity Securities Risk: Equity securities are subject to changes in value, and their values may be more volatile than other asset classes, as a result of such factors as a company's business performance, investor perceptions, stock market trends and general economic conditions.

Capitalization Risk: Investing in issuers within the same market capitalization category carries the risk that the category may be out of favor due to current market conditions or investor sentiment.

Large-Capitalization Companies Risk: Large-capitalization companies may trail the returns of the overall stock market. Large-capitalization stocks tend to go through cycles of doing better - or worse - than the stock market in general. These periods have, in the past, lasted for as long as several years.

Covered Call Option Writing Risk: By writing covered call options in return for the receipt of premiums, the Fund will give up the opportunity to benefit from potential increases in the value of the Reference Index above the exercise prices of such options, but will continue to bear the risk of declines in the value of the Reference Index. The premiums received from the options may not be sufficient to offset any losses sustained from the volatility of the underlying stocks over time. As a result, the risks associated with writing covered call options may be similar to the risks associated with writing put options. In addition, the Fund's ability to sell the securities underlying the options will be limited while the options are in effect unless the Fund cancels out the option positions through the purchase of offsetting identical options prior to the expiration of the written options. Exchanges may suspend the trading of options in volatile markets. If trading is suspended, the Fund may be unable to write options at times that may be desirable or advantageous to do so, which may increase the risk of tracking error.

Focus Risk: To the extent that the Underlying Index focuses in investments related to a particular industry or group of industries, the Fund will also focus its investments to approximately the same extent. Similarly, if the Underlying Index has significant exposure to one or more sectors, the Fund's investments will likely have significant exposure to such sectors. In such event, the Fund's performance will be particularly susceptible to adverse events impacting such industry or sector, which may include, but are not limited to, the following: general economic conditions or cyclical market patterns that could negatively affect supply and demand; competition for resources; adverse labor relations; political or world events; obsolescence of technologies; and increased competition or new product introductions that may affect the profitability or viability of companies in a particular industry or sector. As a result, the value of the Fund's investments may rise and fall more than the value of shares of a fund that invests in securities of companies in a broader range of industries or sectors.

Geographic Risk: A natural, biological or other disaster could occur in a geographic region in which the Fund invests, which could affect the economy or particular business operations of companies in the specific geographic region, causing an adverse impact on the Fund's investments in the affected region or in a region economically tied to the affected region. The securities in which the Fund invests and, consequently, the Fund are also subject to specific risks as a result of their business operations, including, but not limited to:

Risk of Investing in Developed Markets: The Fund's investment in a developed country issuer may subject the Fund to regulatory, political, currency, security, economic and other risks associated with developed countries. Developed countries tend to represent a significant portion of the global economy and have generally experienced slower economic growth than some less developed countries. Certain developed countries have experienced security concerns, such as terrorism and strained international relations. Incidents involving a country's or region's security may cause uncertainty in its markets and may adversely affect its economy and the Fund's investments. In addition, developed countries may be impacted by changes to the economic conditions of certain key trading partners, regulatory burdens, debt burdens and the price or availability of certain commodities.

Risk of Investing in the United States: A decrease in imports or exports, changes in trade regulations and/or an economic recession in the U.S. may have a material adverse effect on the U.S. economy.

Issuer Risk: Fund performance depends on the performance of individual companies in which the Fund invests. Changes to the financial condition of any of those companies may cause the value of such company's securities to decline.

Market Risk: Turbulence in the financial markets and reduced liquidity may negatively affect issuers, which could have an adverse effect on the Fund. If the securities held by the Fund experience poor liquidity, the Fund may be unable to transact at advantageous times or prices, which may decrease the Fund's returns. In addition, there is a risk that policy changes by central governments and governmental agencies, including the U.S. Federal Reserve or the European Central Bank, which could include increasing interest rates, could cause increased volatility in financial markets and lead to higher levels of Fund redemptions from Authorized Participants, which could have a negative impact on the Fund. Furthermore, local, regional or global events such as war, acts of terrorism, the spread of infectious illness or other public health issues, recessions, raising of interest rates, or other events could have a significant impact on the Fund and its investments and trading of its Shares. This increases the risk that monetary policy may provide less support should economic growth slow. Additionally, China's shift away from a zero-COVID policy creates both opportunities and risks, causing uncertainty for global economic growth. Market risk factors may result in increased volatility and/or decreased liquidity in the securities markets. The Fund's NAV could decline over short periods due to short-term market movements and over longer periods during market downturns.

New Fund Risk: The Fund is a new fund, with a limited operating history, which may result in additional risks for investors in the Fund. There can be no assurance that the Fund will grow to or maintain an economically viable size, in which case the Board of Trustees may determine to liquidate the Fund. While shareholder interests will be the paramount consideration, the timing of any liquidation may not be favorable to certain individual shareholders. New funds are also subject to Large Shareholder Risk.

Non-Diversification Risk: The Fund is classified as a "non-diversified" investment company under the Investment Company Act of 1940 ("1940 Act"). As a result, the Fund is subject to the risk that it may be more volatile than a diversified fund because the Fund may invest its assets in a smaller number of issuers or may invest a larger proportion of its assets in a single issuer. As a result, the gains and losses on a single investment may have a greater impact on the Fund's NAV and may make the Fund more volatile than more diversified funds.

Operational Risk: The Fund is exposed to operational risk arising from a number of factors, including but not limited to human error, processing and communication errors, errors of the Fund's service providers, counterparties or other third-parties, failed or inadequate processes and technology or systems failures. Additionally, cyber security failures or breaches of the electronic systems of the Fund, the Adviser, and the Fund's other service providers, market makers, Authorized Participants or the issuers of securities in which the Fund invests have the ability to cause disruptions and negatively impact the Fund's business operations, potentially resulting in financial losses to the Fund and its shareholders. The Fund and the Adviser seek to reduce these operational risks through controls and procedures. However, these measures do not address every possible risk and may be inadequate for those risks that they are intended to address.

Options Premium Tax Risk: The Fund's investment strategy may limit its ability to distribute dividends eligible for treatment as qualified dividend income, which for non-corporate shareholders are subject to federal income tax at rates of up to 20%. The Fund's investment strategy may also limit its ability to distribute dividends eligible for the dividends-received deduction for corporate shareholders. For these reasons, a significant portion of distributions received by Fund shareholders may be subject to

tax at effective tax rates that are higher than the rates that would apply if the Fund were to engage in a different investment strategy. You should consult your tax advisor as to the tax consequences of acquiring, owning and disposing of Shares in the Fund.

Passive Investment Risk: The Fund is not actively managed, and the Adviser does not attempt to take defensive positions in declining markets. Unlike many investment companies, the Fund does not seek to outperform its Underlying Index. Therefore, it would not necessarily buy or sell a security unless that security is added or removed, respectively, from the Underlying Index, even if that security generally is underperforming. Additionally, if a constituent of the Underlying Index were removed, even outside of a regular rebalance of the Underlying Index, the Adviser anticipates that the Fund would sell such security. Maintaining investments in securities regardless of market conditions or the performance of individual securities could cause the Fund's return to be lower than if the Fund employed an active strategy.

Index-Related Risk: There is no guarantee that the Fund will achieve a high degree of correlation to the Underlying Index and therefore achieve its investment objective. Market disruptions and regulatory restrictions could have an adverse effect on the Fund's ability to adjust its exposure to the required levels in order to track the Underlying Index. Errors in index data, index computations and/or the construction of the Underlying Index in accordance with its methodology may occur from time to time and may not be identified and corrected by the Index Provider for a period of time or at all, which may have an adverse impact on the Fund and its shareholders.

Management Risk: The Fund may not fully replicate its Underlying Index and may hold securities not included in its Underlying Index. The Adviser's investment strategy, the implementation of which is subject to a number of constraints, may cause the Fund to underperform the market or its relevant benchmark or adversely affect the ability of the Fund to achieve its investment objective.

Tracking Error Risk: Tracking error may occur because of differences between the instruments held in the Fund's portfolio and those included in the Underlying Index, pricing differences, transaction costs incurred by the Fund, the Fund's holding of uninvested cash, size of the Fund, differences in timing of the accrual of or the valuation of dividends or interest, tax gains or losses, changes to the Underlying Index or the costs to the Fund of complying with various new or existing regulatory requirements. This risk may be heightened during times of increased market volatility or other unusual market conditions. Tracking error also may result because the Fund incurs fees and expenses, while the Underlying Index does not.

Risks Associated with Exchange-Traded Funds: As an ETF, the Fund is subject to the following risks:

Authorized Participants Concentration Risk: The Fund has a limited number of financial institutions that may act as Authorized Participants and engage in creation or redemption transactions directly with the Fund, and none of those Authorized Participants is obligated to engage in creation and/or redemption transactions. To the extent that those Authorized Participants exit the business or are unable to process creation and/or redemption orders, such as in times of market stress, Shares may be more likely to trade at a premium or discount to NAV and/or at wider intraday bid-ask spreads, and possibly face trading halts and/or delisting from an exchange.

Large Shareholder Risk: Redemptions by large shareholders could have a significant negative impact on the Fund. If a large shareholder were to redeem all, or a large portion, of its Shares, there is no guarantee that the Fund will be able to maintain sufficient assets to continue operations in which case the Board of Trustees may determine to liquidate the Fund. In addition, transactions by large shareholders may account for a large percentage of the trading volume on a national securities exchange and may, therefore, have a material upward or downward effect on the market price of the Shares.

Listing Standards Risk: The Fund is required to comply with listing requirements adopted by the listing exchange. Non-compliance with such requirements may result in the Fund's shares being delisted by the listing exchange. Any resulting liquidation of the Fund could cause the Fund to incur elevated transaction costs and could result in negative tax consequences for its shareholders.

Market Trading Risks and Premium/Discount Risks: Shares of the Fund are publicly traded on a national securities exchange, which may subject shareholders to numerous market trading risks. In stressed market conditions, the market for the Shares may become less liquid in response to the deteriorating liquidity of the Fund's portfolio. This adverse effect on the liquidity of the Shares, as well as disruptions to creations and redemptions, the existence of extreme market volatility or potential lack of assets in the Fund or an active trading market for Shares may result in Shares trading at a significant premium or discount to NAV. If a shareholder purchases Shares at a time when the market price

is at a premium to the NAV or sells Shares at a time when the market price is at a discount to the NAV, the shareholder may sustain losses. The NAV of the Fund is calculated at the end of each business day and fluctuates with changes in the market value of the Fund's holdings. The trading price of the Fund's Shares fluctuates, in some cases materially, throughout trading hours in response to changes in the Fund's NAV.

Trading Halt Risk: An exchange or market may close or issue trading halts on specific securities, or the ability to buy or sell certain securities or financial instruments may be restricted, which may result in the Fund being unable to buy or sell certain securities or financial instruments. In such circumstances, the Fund may be unable to rebalance its portfolio, may be unable to accurately price its investments and/or may incur substantial trading losses.

Turnover Risk: The Fund may engage in frequent and active trading, which may significantly increase the Fund's portfolio turnover rate. At times, the Fund may have a portfolio turnover rate substantially greater than 100%. For example, a portfolio turnover rate of 300% is equivalent to the Fund buying and selling all of its securities three times during the course of a year. A high portfolio turnover rate would result in high brokerage costs for the Fund, may result in higher taxes when Shares are held in a taxable account and lower Fund performance.

Valuation Risk: The sales price the Fund could receive for a security may differ from the Fund's valuation of the security and may differ from the value used by the Underlying Index, particularly for securities that trade in low value or volatile markets or that are valued using a fair value methodology (such as during trading halts). The value of the securities in the Fund's portfolio may change on days when shareholders will not be able to purchase or sell the Fund's Shares.

PERFORMANCE INFORMATION

The Fund does not have a full calendar year of performance. Once the Fund has completed a full calendar year of operations, a bar chart and table will be included that will provide some indication of the risks of investing in the Fund by showing the variability of the Fund's returns and comparing the Fund's performance to the Underlying Index. The Fund's performance is not necessarily indicative of how the Fund will perform in the future.

FUND MANAGEMENT

Investment Adviser: Global X Management Company LLC.

Portfolio Managers: The professionals primarily responsible for the day-to-day management of the Fund are Nam To, CFA; Wayne Xie; Vanessa Yang; and Sandy Lu, CFA ("Portfolio Managers"). Messrs. To, Xie and Lu and Ms. Yang have been Portfolio Managers of the Fund since 2023.

PURCHASE AND SALE OF FUND SHARES

Shares of the Fund are or will be listed and traded at market prices on a national securities exchange. Shares may only be purchased and sold on the exchange through a broker-dealer. The price of Shares is based on market price, and because ETF shares trade at market prices rather than at NAV, Shares may trade at a price greater than NAV (a premium) or less than NAV (a discount). Only "Authorized Participants" (as defined in the SAI) who have entered into agreements with the Fund's distributor, SEI Investments Distribution Co. ("Distributor"), may engage in creation or redemption transactions directly with the Fund. The Fund will only issue or redeem Shares that have been aggregated into blocks called "Creation Units". The Fund will issue or redeem Creation Units in return for a basket of cash and/or securities that the Fund specifies any day that the national securities exchanges are open for business ("Business Day"). An investor may incur costs attributable to the difference between the highest price a buyer is willing to pay to purchase shares of the Fund (bid) and the lowest price a seller is willing to accept for shares of the Fund (ask) when buying or selling shares in the secondary market (the "bid-ask spread"). To access information regarding the Fund's net asset value, market price, premiums and discounts, and bid-ask spreads, please go to www.globalxetfs.com.

TAX INFORMATION

The Fund intends to make distributions that may be taxable to you as ordinary income or capital gains, unless you are investing through a tax-advantaged arrangement such as a 401(k) plan or an individual retirement account ("IRA"), in which case distributions from such tax-advantaged arrangement may be taxable to you.

PAYMENTS TO BROKER-DEALERS AND OTHER FINANCIAL INTERMEDIARIES

The Adviser and its related companies may pay broker-dealers or other financial intermediaries (such as a bank) for the sale of Fund Shares and related services. These payments may create a conflict of interest by influencing your broker-dealer, sales persons or other intermediary or its employees or associated persons to recommend the Fund over another investment. Ask your financial adviser or visit your financial intermediary's website for more information.

Global X MSCI Emerging Markets Covered Call ETF

Ticker: EMCC Exchange: NYSE Arca

INVESTMENT OBJECTIVE

The Global X MSCI Emerging Markets Covered Call ETF ("Fund") seeks to provide investment results that correspond generally to the price and yield performance, before fees and expenses, of the Cboe MSCI Emerging Markets IMI BuyWrite Index ("Underlying Index").

FEES AND EXPENSES

This table describes the fees and expenses that you may pay if you buy, hold, and sell shares ("Shares") of the Fund. You may pay other fees, such as brokerage commissions and other fees to financial intermediaries, which are not reflected in the tables and examples below.

Annual Fund Operating Expenses (expenses that you pay each year as a percentage of the value of your investment):

Management Fees:	0.60%
Distribution and Service (12b-1) Fees:	None
Other Expenses: ¹	0.00%
Acquired Fund Fees and Expenses: ²	0.09%
Total Annual Fund Operating Expenses:	0.69%
Expense Reimbursement and/or Fee Waiver: ³	(0.09)%
Total Annual Fund Operating Expenses After Fee Waiver and/or Expense Reimbursement:	0.60%

¹ Other Expenses are based on estimated amounts for the current fiscal year.

² "Acquired Fund Fees and Expenses" sets forth the Fund's pro rata portion of the cumulative expenses charged by the exchange-traded funds and other investment companies in which the Fund invests. These expenses are calculated based on the Fund's portfolio holdings during the prior fiscal period. The actual Acquired Fund Fees and Expenses will vary with changes in the allocations of the Fund's assets. Total annual fund operating expenses do not correlate with the ratios of expenses to average net assets reported in the financial highlights tables in the Fund's Prospectus and in the Fund's shareholder reports, which reflect the Fund's operating expenses and do not include acquired fund fees and expenses.

³ Pursuant to an Expense Limitation Agreement, the Adviser has contractually agreed to reimburse or waive fees and/or limit Fund expenses to the extent necessary to assure that the operating expenses of the Fund (exclusive of taxes, brokerage fees, commissions, and other transaction expenses, interest, and extraordinary expenses (such as litigation and indemnification expenses)) will not exceed 0.60% of the Fund's average daily net assets per year, until at least March 1, 2025.

Example: The following example is intended to help you compare the cost of investing in the Fund with the cost of investing in other funds. This example does not take into account customary brokerage commissions that you pay when purchasing or selling Shares of the Fund in the secondary market. The example assumes that you invest \$10,000 in the Fund for the time periods indicated and then sell all of your Shares at the end of those periods. The example also assumes that your investment has a 5% return each year and that the Fund's operating expenses remain the same. Although your actual costs may be higher or lower, based on these assumptions, your costs would be:

One Year	Three Years
\$61	\$212

Portfolio Turnover: The Fund pays transaction costs, such as commissions, when it buys and sells securities (or "turns over" its portfolio). A higher portfolio turnover rate may indicate higher transaction costs and may result in higher taxes when Shares are held in a taxable account. These costs, which are not reflected in annual fund operating expenses or in the example, affect the Fund's performance. This is a new fund and does not yet have a portfolio turnover rate to disclose.

PRINCIPAL INVESTMENT STRATEGIES

The Fund invests at least 80% of its net assets, plus borrowings for investment purposes (if any), in the securities of the Cboe MSCI Emerging Markets IMI BuyWrite Index (the "Underlying Index") or in investments that are substantially identical to

such component securities, either individually or in the aggregate. The Fund's 80% investment policy is non-fundamental and requires 60 days prior written notice to shareholders before it can be changed.

The Underlying Index measures the performance of a theoretical portfolio that employs a covered call strategy. A covered call strategy is generally considered to be an investment strategy in which an investor buys a security, and "writes" (or sells) a call option on that security in an attempt to generate more income. Each time a fund writes a covered call option, the fund receives a payment of money from the investor who buys the option from the fund, which is called the premium. If the fund's value declines because of a decline in the value of a reference index, the premium that the fund received for writing the covered call option offsets this loss to some extent. The Underlying Index's covered call strategy buys the underlying securities of a reference index and "writes" (or sells) covered call options on the underlying securities of a reference fund. Specifically, the Underlying Index holds a theoretical portfolio of the underlying securities of the MSCI Emerging Markets Investable Market Index (the "Reference Index") and "writes" (or sells) a succession of one-month at-the-money ("ATM") covered call options on the iShares Core MSCI Emerging Markets ETF ("Reference Fund"), or such other fund that seeks to track the performance of the Reference Index, as determined by the Index Provider. The call options written (sold) by the Fund will be FLEXible EXchange ("FLEX") options. The Fund invests in the securities reflected in the Underlying Index or in investments (including other underlying ETFs) that are substantially identical to such component securities and cannot invest directly in the Underlying Index itself. The implications of the written (sold) FLEX call options are described in more detail here:

Call Options – When the Fund sells a call option, the Fund receives a premium in exchange for an obligation to sell shares of a reference asset at a strike price on the expiration date if the buyer of the call option exercises it. If the reference asset closes above the strike price as of the expiration date and the buyer exercises the call option, the Fund will have to pay the difference between the value of the reference asset and the strike price. If the reference asset closes below the strike price as of the expiration date, the call option may end up worthless and the Fund retains the premium.

FLEX Options – FLEX options are options guaranteed by the Options Clearing Corporation (OCC), that allow investors to customize key contract terms, including expiration date, exercise style, exercise price, and expanded position limits.

On a monthly basis, the Underlying Index's hypothetical portfolio will write (sell) a succession of one-month FLEX call options on the Reference Fund corresponding to approximately 100% of the value of the securities in the Reference Index, and will cover such options by holding investments (including other underlying ETFs) that are substantially identical to such component securities. The exercise price of each FLEX call option written is the listed option reference price closest to the Volume Weighted Average Price ("VWAP") of the Reference Fund from 12:59 p.m. ET to 1:00 p.m. ET on the roll date or, if the Reference Fund does not trade during this period, the last mid-price of the Reference Fund before 1:00 p.m. ET. The roll date is a specified day of each month when the open call options position of the Underlying Index is liquidated, and a new call option position is opened that will expire as of the next roll date. The roll date for the Underlying Index is the business day prior to the standard monthly listed option expiry date, the latter typically being the third Friday of each month. Each option position will (i) be held until one day prior to the expiration date (i.e., generally the Thursday preceding the third Friday of the month) and liquidated at a price determined at 2:00 p.m. ET; (ii) expire on its date of maturity (in the next calendar month); and (iii) only be subject to exercise on its expiration date. Because FLEX options may not trade regularly, the Underlying Index will utilize a model-based valuation for the FLEX options that references the quoted prices for listed options on the Reference Fund.

In seeking to track the Underlying Index, the Fund follows a "buy-write" investment strategy on the Reference Index in which the Fund purchases investments (including other underlying ETFs) that are substantially identical to the Reference Index and also writes (or sells) call options on the Reference Fund that correspond to approximately 100% of the value of securities in the Reference Index. The call options sold by the Fund will be collateralized by the Fund's equity holdings at the time the Fund sells the options. If the price of the Reference Fund is above the strike price of the Fund's call options positions upon the closing out of the call option, then the Fund would owe the purchaser of the call option the difference between the strike price and the value of the Reference Fund, so the amount owed with respect to the call option would offset any gains the Fund may experience from the securities held. For example, if the price of the Reference Fund were to increase by 15% from the time the call options were sold to the time the call options were closed out, then the call options would be expected to have a value equal to approximately 15% of the value the portfolio had at the time when the call options were sold, which would offset approximately all of the Fund's gains from the increase in the Reference Index over the relevant period, as long as the performance of the Reference Fund generally corresponds to the performance of the Reference Index. However, if the price of the Reference Fund is below the strike price of the Fund's call options positions when closed out, the call options will be worthless and the Fund will retain the premium. An investor that purchases Fund shares other than on the day that the Fund writes (sells) monthly call options, or who sells shares other than on the day that the call options are closed out, may experience different investment returns, depending on the relative difference between the strike price of the Fund's call options positions,

and the price of the Reference Fund. In return for the payment of a premium to the Fund, a purchaser of the call options written by the Fund is entitled to receive a cash payment from the Fund equal to the difference between the value of the Reference Fund and the exercise price of the option if the value of the option on the expiration date is above its exercise price. The Fund's covered call options may partially protect the Fund from loss associated with a decline in the price of the Reference Index through means of the premiums received by the Fund. However, when the equity market is rallying rapidly, the Underlying Index is expected to underperform the Reference Index.

The Reference Index is an equity benchmark which measures the performance of the large, mid and small-capitalization equity market across Emerging Markets, as defined by MSCI, Inc. (the "Index Provider"). The Reference Index is a free float-adjusted market capitalization weighted index that includes securities classified as Emerging Markets according to the Index Provider, which screens companies using size, liquidity and other criteria in order to determine the investable universe. As of December 31, 2023, the Reference Index's largest exposures were to constituents with material exposure to largest exposures were to constituents with material exposure to China, India and Taiwan, and to constituents representing the financials and information technology sectors..

The Underlying Index is sponsored by the Index Provider, which is an organization that is independent of, and unaffiliated with, the Fund and Global X Management Company LLC, the investment adviser for the Fund ("Adviser"). The Index Provider determines the relative weightings of the securities in the Underlying Index and publishes or designates a third-party index calculation agent to publish information regarding the market value of the Underlying Index.

The Adviser uses a "passive" or indexing approach to try to achieve the Fund's investment objective. Unlike many investment companies, the Fund does not try to outperform the Underlying Index and does not seek temporary defensive positions when markets decline or appear overvalued.

The Fund generally uses a representative sampling strategy with respect to the Underlying Index. "Representative sampling" is an indexing strategy that involves investing in a representative sample of securities (including indirect investments through underlying ETFs) that collectively has an investment profile similar to the Underlying Index in terms of key risk factors, performance attributes and other characteristics. Underlying ETFs may constitute a substantial portion of the Fund's assets. These include country weightings, market capitalization and other financial characteristics of securities. Under normal circumstances, at least 80% of the Fund's total assets will be invested in component securities of the Underlying Index or in investments that are substantially identical to such component securities, either individually or in the aggregate. The Adviser expects that, over time, the correlation between the Fund's performance and that of the Underlying Index, before fees and expenses, will exceed 95%. A correlation percentage of 100% would indicate perfect correlation.

The Fund concentrates its investments (i.e., holds 25% or more of its total assets) in a particular industry or group of industries to approximately the same extent that the Underlying Index is concentrated. As of December 31, 2023, the Underlying Index was not concentrated in any industry.

SUMMARY OF PRINCIPAL RISKS

As with any investment, you could lose all or part of your investment in the Fund, and the Fund's performance could trail that of other investments. There is no guarantee that the Fund will achieve its investment objective. An investment in the Fund is not a bank deposit and it is not insured or guaranteed by the Federal Deposit Insurance Corporation or any other government agency, the Adviser or any of its affiliates. The Fund is subject to the principal risks noted below, any of which may adversely affect the Fund's net asset value ("NAV"), trading price, yield, total return and ability to meet its investment objective, as well as other risks that are described in greater detail in the **Additional Information About the Fund** section of this Prospectus and in the Statement of Additional Information ("SAI"). The order of the below risk factors does not indicate the significance of any particular risk factor.

Asset Class Risk: Securities and other assets in the Underlying Index or otherwise held in the Fund's portfolio may underperform in comparison to the general securities markets, a particular securities market or other asset classes.

Derivatives Risk: The Fund will invest in options, a type of derivative instrument. Derivatives can be more sensitive to changes in interest rates or to sudden fluctuations in market prices than conventional securities, which can result in greater losses for the Fund. In addition, the prices of the derivative instruments and the prices of underlying securities, interest rates or currencies they are designed to reflect may not move together as expected. A risk of the Fund's use of derivatives is that the fluctuations in their values may not correlate perfectly with the relevant reference index. Derivatives are usually traded on margin, which may subject the Fund to margin calls. Margin calls may force the Fund to liquidate assets.

Equity Securities Risk: Equity securities are subject to changes in value, and their values may be more volatile than other asset classes, as a result of such factors as a company's business performance, investor perceptions, stock market trends and general economic conditions.

ETF Investment Risk: The Fund is expected to primarily hold ETFs to gain exposure to certain asset classes. As a result, the Fund will be subject to the same risks as the underlying ETFs. While the risks of owning shares of an underlying ETF generally reflect the risks of owning the underlying securities of the index the ETF is designed to track, lack of liquidity in the underlying ETF can result in its value being more volatile than the underlying portfolio securities. Because the value of an underlying ETF's shares depends on the demand in the market, the Adviser may not be able to liquidate the Fund's holdings in those shares at the most optimal time, thereby adversely affecting the Fund's performance. An underlying ETF may experience tracking error in relation to the index tracked by the underlying ETF, which could contribute to tracking error for the Fund. In addition, an underlying ETF's shares may trade at a premium or discount to NAV.

In addition, investments in the securities of underlying ETFs may involve duplication of advisory fees and certain other expenses. The Fund will pay brokerage commissions in connection with the purchase and sale of shares of the underlying ETFs, which could result in greater expenses to the Fund. By investing in an underlying ETF, the Fund becomes a shareholder thereof. As a result, Fund shareholders indirectly bear the Fund's proportionate share of the fees and expenses indirectly paid by shareholders of the underlying ETF, in addition to the fees and expenses Fund shareholders indirectly bear in connection with the Fund's own operations.

If the underlying ETF fails to achieve its investment objective, the value of the Fund's investment may decline, adversely affecting the Fund's performance. Additionally, some ETFs are not registered under the Investment Company Act of 1940 ("1940 Act") and therefore, are not subject to the regulatory scheme and investor protections of the 1940 Act.

Capitalization Risk: Investing in issuers within the same market capitalization category carries the risk that the category may be out of favor due to current market conditions or investor sentiment.

Large-Capitalization Companies Risk: Large-capitalization companies may trail the returns of the overall stock market. Large-capitalization stocks tend to go through cycles of doing better - or worse - than the stock market in general. These periods have, in the past, lasted for as long as several years.

Mid-Capitalization Companies Risk: Mid-capitalization companies may have greater price volatility, lower trading volume and less liquidity than large-capitalization companies. In addition, mid-capitalization companies may have smaller revenues, narrower product lines, less management depth and experience, smaller shares of their product or service markets, fewer financial resources and less competitive strength than large-capitalization companies.

Small-Capitalization Companies Risk: Compared to mid- and large-capitalization companies, small-capitalization companies may be less stable and more susceptible to adverse developments, and their securities may be more volatile and less liquid.

Covered Call Option Writing Risk: By writing covered call options in return for the receipt of premiums, the Fund will give up the opportunity to benefit from potential increases in the value of the Reference Index above the exercise prices of such options, but will continue to bear the risk of declines in the value of the Reference Index. The premiums received from the options may not be sufficient to offset any losses sustained from the volatility of the underlying stocks over time. As a result, the risks associated with writing covered call options may be similar to the risks associated with writing put options. In addition, the Fund's ability to sell the securities underlying the options will be limited while the options are in effect unless the Fund cancels out the option positions through the purchase of offsetting identical options prior to the expiration of the written options. Exchanges may suspend the trading of options in volatile markets. If trading is suspended, the Fund may be unable to write options at times that may be desirable or advantageous to do so, which may increase the risk of tracking error.

Currency Risk: The Fund may invest in underlying ETF(s), which are expected to invest in securities denominated in foreign currencies. Because the Fund's NAV is determined in U.S. dollars, the Fund's NAV could decline if currencies of the underlying securities depreciate against the U.S. dollar or if there are delays or limits on repatriation of such currencies. Currency exchange rates can be very volatile and can change quickly and unpredictably. As a result, the Fund's NAV may change quickly and without warning, which could have a significant negative impact on the Fund.

Focus Risk: To the extent that the Underlying Index focuses in investments related to a particular industry or group of industries, the Fund will also focus its investments to approximately the same extent. Similarly, if the Underlying Index has significant exposure to one or more sectors, the Fund's investments will likely have significant exposure to such sectors. In such event, the Fund's performance will be particularly susceptible to adverse events impacting such industry or sector, which may include, but are not limited to, the following: general economic conditions or cyclical market patterns that could negatively affect supply and demand; competition for resources; adverse labor relations; political or world events; obsolescence of technologies; and increased competition or new product introductions that may affect the profitability or viability of companies in a particular industry or sector. As a result, the value of the Fund's investments may rise and fall more than the value of shares of a fund that invests in securities of companies in a broader range of industries or sectors.

Geographic Economic Exposure Risk: The underlying ETF(s) in which the Fund invests may hold constituents which may have partners, suppliers and/or customers located in various geographic regions, and the geographic regions in which Fund constituents are located may have trading partners in other geographic regions. As a result, an economic downturn in one or more of these regions may impact the performance of the constituents in which the Fund invests, even if the Fund does not invest directly in companies located in such region. The risks related to such regions may include:

Asian Economic Risk: Many Asian economies have experienced rapid growth and industrialization in recent years, but there is no assurance that this growth rate will be maintained. Other Asian economies, however, have experienced high inflation, high unemployment, currency devaluations and restrictions, and over-extension of credit. Geopolitical hostility, political instability, as well as economic or environmental events in any one Asian country may have a significant economic effect on the entire Asian region, as well as on major trading partners outside Asia. Any adverse event in the Asian markets may have a significant adverse effect on some or all of the economies of the countries in which the Fund invests. Many Asian countries are subject to political risk, including political instability, corruption and regional conflict with neighboring countries. Hong Kong is currently administered as a Special Administrative Region under the sovereignty of the People's Republic of China, but pro-independence sentiment and political dissatisfaction towards China have resulted and may continue to result in widespread protests. In 2020, China passed the National Security Law in Hong Kong, which tightened political freedoms and heightens risk for any businesses or individuals that express pro-independence views. North Korea and South Korea each have substantial military capabilities, and historical tensions between the two countries present the risk of war. Escalated tensions involving the two countries and any outbreak of hostilities between the two countries, or even the threat of an outbreak of hostilities, could have a severe adverse effect on the entire Asian region. Maritime disputes in the South China Sea are complex and involve conflicting claims by China, Brunei, Indonesia, Malaysia, the Philippines, Taiwan and Vietnam, and there is a risk that these disputes could escalate into armed conflict between any of the aforementioned countries. Furthermore, there are numerous disputes over islands in East Asia that pose security risks, including but not necessarily limited to the Liancourt Rocks dispute between Japan and Korea, the Senkaku/Diaoyu Islands dispute between China and Japan, and the Kuril Islands dispute between Japan and Russia. Although Taiwan currently has a government that is separate from that of the People's Republic of China, the PRC lays claim to Taiwan and has enacted legislation mandating military invasion should Taiwan's government formally declare independence. China may also choose to launch an invasion of Taiwan even without the Taiwanese government formally declaring independence and there is a high risk that such a conflict would draw in other actors such as the United States and Japan. In response to the elevated risk of conflict in Taiwan, in 2022 the government of Japan moved to dramatically raise its defense budget and lift longstanding restrictions on obtaining missiles with strike capabilities. Certain Asian countries have also developed increasingly strained relationships with the U.S., and if these relations were to worsen, they could adversely affect Asian issuers that rely on the U.S. for trade. In addition, many Asian countries are subject to social and labor risks associated with demands for improved political, economic and social conditions.

European Economic Risk: The economies of Europe are highly dependent on each other, both as key trading partners and, in many cases, as fellow members maintaining the euro. Decreasing European imports, new trade regulations, changes in exchange rates, a recession in Europe, or a slowing of economic growth in this region could have an adverse impact on the securities in which the Fund invests. Reduction in trading activity among European countries may cause an adverse impact on each nation's individual economies. The Economic and Monetary Union of the European Union (the "EU") requires compliance with restrictions on inflation rates, deficits, interest rates, debt levels and fiscal and monetary controls, each of which may significantly affect every country in Europe, including those countries that are not members of the EU. Decreasing imports or exports, changes in governmental or EU regulations on trade, changes in the exchange rate of the euro, the default or threat of default by an EU member country on its sovereign debt, and recessions in an EU member country may have a significant adverse effect on the economies of EU member countries and their trading partners. The European financial markets have historically experienced volatility and adverse trends due to concerns about economic downturns or rising government debt levels in several European countries, including, but not limited to, Austria, Belgium, Cyprus, France, Greece, Ireland, Italy, Portugal,

Spain and Ukraine. These events have adversely affected the exchange rate of the euro and may continue to significantly affect European countries.

Responses to financial problems by European governments, central banks and others, including austerity measures and reforms, may not produce the desired results, may result in social unrest, may limit future growth and economic recovery or may have other unintended consequences. Further defaults or restructurings by governments and other entities of their debt could have additional adverse effects on economies, financial markets and asset valuations around the world. In addition, one or more countries may abandon the euro and/or withdraw from the EU. In a referendum held on June 23, 2016, the United Kingdom resolved to leave the European Union, which departure has become known as “Brexit”. Brexit introduced significant uncertainties and instability in the financial markets as the United Kingdom negotiated its departure from the European Union. The United Kingdom officially stopped being a member of the European Union on January 31, 2020. Prior to the end of the “transition period” for Brexit, the European Union and the United Kingdom ratified the EU-UK Trade and Cooperation Agreement (TCA), which lays out the terms of the United Kingdom's future cooperation with the European Union. The political, economic and legal consequences of Brexit and the TCA are not yet fully known. Secessionist movements, such as the Catalan movement in Spain and the independence movement in Scotland, as well as governmental or other responses to such movements, may also create instability and uncertainty in the region. In addition, the national politics of countries in the EU have been unpredictable and subject to influence by varying political groups and ideologies. The governments of EU countries may be subject to change and such countries may experience social and political unrest. Unanticipated or sudden political or social developments may result in sudden and significant investment losses. In February 2022, Russia launched an invasion of Ukraine, which led to disruptions of gas supplies and inflows of refugees to Europe, and significant risk of European governments being pulled into armed conflict with Russia. Furthermore, sanctions by the EU against Russia were met with sanctions against the EU by Russia. The economic fallout of the war in Ukraine has had and will likely continue to have a negative impact on the economic stability of Europe. The occurrence of terrorist incidents throughout Europe also could impact financial markets. The impact of these events is not clear but could be significant and far-reaching and could adversely affect the value and liquidity of the Fund’s investments.

Economies of certain Eastern European countries rely heavily on the export of commodities, including oil and gas, and certain metals. As a result, such economies will be impacted by international commodity prices and are particularly vulnerable to global demand for these products. Oil and gas infrastructure in Eastern Europe is at significant risk of being impacted by the Russia-Ukraine war. Acts of terrorism in certain Eastern European countries may cause uncertainty in their financial markets and adversely affect the performance of the issuers to which the Fund has exposure. The securities markets in Eastern European countries are substantially smaller and inexperienced, with less government supervision and regulation of stock exchanges and are less liquid and more volatile than securities markets in the United States or Western European countries. Other risks related to the economies of Eastern European include: the absence of legal structures governing private and foreign investments and private property; the possibility of expropriation; certain national policies which may restrict the capital market activity, including, without limitation, restrictions on investing in issuers or industries deemed sensitive to relevant national interests.

North American Economic Risk: A decrease in imports or exports, changes in trade regulations or an economic recession in any North American country can have a significant economic effect on the entire North American region and on some or all of the North American countries to which the Fund has economic exposure. The U.S. is Canada's and Mexico's largest trading and investment partner. The Canadian and Mexican economies are significantly affected by developments in the U.S. economy. Since the implementation of the North American Free Trade Agreement (“NAFTA”) in 1994 among Canada, the U.S. and Mexico, total merchandise trade among the three countries has increased. However, political developments in the U.S., including the renegotiation of NAFTA and imposition of tariffs by the U.S., may have implications for the trade arrangements among the U.S., Mexico and Canada, which could negatively affect the value of securities held by the Fund. Policy and legislative changes in any of the three countries may have a significant effect on North American economies generally, as well as on the value of certain securities held by the Fund.

Geographic Risk: A natural, biological or other disaster could occur in a geographic region in which the Fund invests, which could affect the economy or particular business operations of companies in the specific geographic region, causing an adverse impact on the Fund’s investments in the affected region or in a region economically tied to the affected region. The securities in which the Fund invests and, consequently, the Fund are also subject to specific risks as a result of their business operations, including, but not limited to:

Risk of Investing in Brazil: Investment in Brazilian issuers involves risks that are specific to Brazil, including legal, regulatory, political and economic risks. The Brazilian economy has historically been exposed to high rates of inflation, debt, corruption, and violence, each of which may reduce and/or prevent economic growth.

Risk of Investing in China: Investment exposure to China subjects the Fund to risks specific to China.

Economic, Political and Social Risk

China may be subject to considerable degrees of economic, political and social instability. Concerns about the rising government and household debt levels could impact the stability of the Chinese economy. China is an emerging market and demonstrates significantly higher volatility from time to time in comparison to developed markets. Over the last few decades, the Chinese government has undertaken reform of economic and market practices, including recent reforms to liberalize its capital markets and expand the sphere for private ownership of property in China. However, Chinese markets generally continue to experience inefficiency, volatility and pricing anomalies resulting from governmental influence, a lack of publicly available information and/or political and social instability. Chinese companies are also subject to the risk that Chinese authorities can intervene in their operations and structure. Internal social unrest or confrontations with other neighboring countries, including military conflicts in response to such events, may also disrupt economic development in China and result in a greater risk of currency fluctuations, currency convertibility, interest rate fluctuations and higher rates of inflation.

China has experienced major health crises. These health crises include, but are not limited to, the rapid and pandemic spread of novel viruses commonly known as SARS, MERS, and COVID-19 (Coronavirus). Such health crises could exacerbate political, social, and economic risks previously mentioned.

Export growth continues to be a major driver of China's rapid economic growth. Elevated trade tensions between China and its trading partners, including the imposition of U.S. tariffs on certain Chinese goods and increased international pressure related to Chinese trade policy and forced technology transfers and intellectual property protections, may have a substantial impact on the Chinese economy. Reduction in spending on Chinese products and services, institution of additional tariffs or other trade barriers (including as a result of heightened trade tensions between China and the U.S. or in response to actual or alleged Chinese cyber activity), or a downturn in any of the economies of China's key trading partners may have an adverse impact on the Chinese economy. The continuation or worsening of the current political climate between China and the U.S. could result in additional regulatory restrictions being contemplated or imposed in the U.S. or in China that could impact the Fund's ability to invest in certain companies.

Security Risk

China has experienced security concerns, such as terrorism and strained international relations. Additionally, China is alleged to have participated in state-sponsored cyberattacks against foreign companies and foreign governments. Actual and threatened responses to such activity, including purchasing restrictions, sanctions, tariffs or cyberattacks on the Chinese government or Chinese companies, may impact China's economy and Chinese issuers of securities in which the Fund invests. Incidents involving China's or the region's security, including the contagion of infectious viruses or diseases, may cause uncertainty in Chinese markets and may adversely affect the Chinese economy and the Fund's investments.

Heavy Government Control and Regulation

Chinese companies, including Chinese companies that are listed on U.S. exchanges, are not subject to the same degree of regulatory requirements, accounting standards or auditor oversight as companies in more developed countries, and as a result, information about the Chinese securities in which the Fund invests may be less reliable or complete. There may be significant obstacles to obtaining information necessary for investigations into or litigation against Chinese companies and shareholders may have limited legal remedies. Investments in China may be subject to loss due to expropriation or nationalization of assets and property or the imposition of restrictions on foreign investments and repatriation of capital. Furthermore, government actions against leaders or other key figures within companies, or speculation about such actions, may lead to sudden and unpredictable falls in the value of securities within the Fund.

Tax Risk

China has implemented a number of tax reforms in recent years and may amend or revise its existing tax laws and/or procedures in the future, possibly with retroactive effect. Changes in applicable Chinese tax law could reduce the after-tax profits of the Fund, directly or indirectly, including by reducing the after-tax profits of companies in China in which the Fund invests. Uncertainties in Chinese tax rules could result in unexpected tax liabilities for the Fund. Should legislation limit U.S. investors' ability to invest in specific Chinese companies through A-shares or other share class listings that are part of the underlying holdings, these shares may be excluded from Fund holdings.

Special Risk Considerations of Investing in China – Variable Interest Entity Investments

For purposes of raising capital offshore on exchanges outside of China, including on U.S. exchanges, many Chinese-based operating companies are structured as Variable Interest Entities (“VIEs”). In this structure, the Chinese-based operating company is the VIE and establishes a shell company in a foreign jurisdiction, such as the Cayman Islands. The shell company lists on a foreign exchange and enters into contractual arrangements with the VIE. This structure allows Chinese companies in which the Chinese government restricts foreign ownership to raise capital from foreign investors. While the shell company has no equity ownership of the VIE, these contractual arrangements permit the shell company to consolidate the VIE’s financial statements with its own for accounting purposes and provide for economic exposure to the performance of the underlying Chinese operating company. Therefore, an investor in the listed shell company, such as the Fund, will have exposure to the Chinese-based operating company only through contractual arrangements and has no ownership in the Chinese-based operating company. Furthermore, because the shell company only has specific rights provided for in these service agreements with the VIE, its abilities to control the activities at the Chinese-based operating company are limited and the operating company may engage in activities that negatively impact investment value.

While the VIE structure has been widely adopted, it is not formally recognized under Chinese law and therefore there is a risk that the Chinese government could prohibit the existence of such structures or negatively impact the VIE’s contractual arrangements with the listed shell company by making them invalid. If these contracts were found to be unenforceable under Chinese law, investors in the listed shell company, such as the Fund, may suffer significant losses with little or no recourse available. If the Chinese government determines that the agreements establishing the VIE structures do not comply with Chinese law and regulations, including those related to restrictions on foreign ownership, it could subject a Chinese-based issuer to penalties, revocation of business and operating licenses, or forfeiture of ownership interest. In addition, the listed shell company’s control over a VIE may also be jeopardized if a natural person who holds the equity interest in the VIE breaches the terms of the agreement, is subject to legal proceedings or if any physical instruments for authenticating documentation, such as chops and seals, are used without the Chinese-based issuer’s authorization to enter into contractual arrangements in China. Chops and seals, which are carved stamps used to sign documents, represent a legally binding commitment by the company. Moreover, any future regulatory action may prohibit the ability of the shell company to receive the economic benefits of the Chinese-based operating company, which may cause the value of the Fund’s investment in the listed shell company to suffer a significant loss. For example, in 2021, the Chinese government prohibited use of the VIE structure for investment in after-school tutoring companies. There is no guarantee that the Chinese government will not place similar restrictions on other industries.

Chinese equities that utilize the VIE structure to list in the U.S. as ADRs face the risk of regulatory action from U.S. authorities, including the risk of delisting. This will depend in part on whether U.S. regulatory authorities are satisfied with their access to mainland China and Hong Kong for the purpose of conducting inspections on the quality of audits for these companies. Although the U.S. and China reached an agreement in September 2022 to grant the U.S. access for such inspections, there is no guarantee that the agreement will be enforced or that U.S. regulatory authorities will continue to feel satisfied with their access.

Risk of Investing in Emerging Markets: Investments in emerging markets may be subject to a greater risk of loss than investments in developed markets. Securities markets of emerging market countries are less liquid, subject to greater price volatility, have smaller market capitalizations, have less government regulation, and are not subject to as extensive and frequent accounting, financial, and other reporting requirements as the securities markets of more developed countries, and there may be greater risk associated with the custody of securities in emerging markets. It may be difficult or impossible for the Fund to pursue claims against an emerging market issuer in the courts of an emerging market country. There may be significant obstacles to obtaining information necessary for investigations into or litigation against emerging market companies and shareholders may have limited legal rights and remedies. Emerging markets may be more likely to experience inflation, political turmoil and rapid changes in economic conditions than more developed markets. Emerging market economies’ exposure to specific industries, such as tourism, and lack of efficient or sufficient health care systems, could make these economies especially vulnerable to global crises, including but not limited to, pandemics such as the global COVID-19 pandemic. Certain emerging market countries may have privatized, or have begun the process of privatizing, certain entities and industries. Privatized entities may lose money or be re-nationalized.

Risk of Investing in India: Political and legal uncertainty, greater government control over the economy, currency fluctuations or blockage, relatively underdeveloped securities markets and the risk of nationalization or expropriation of assets may result in higher potential for losses for investments in Indian securities.

Risk of Investing in South Korea: Investments in South Korean issuers may subject the Fund to legal, regulatory, political, currency, security, and economic risks that are specific to South Korea. In addition, economic and political developments of South Korea’s neighbors, including escalated tensions involving North Korea and any outbreak of

hostilities involving North Korea, or even the threat of an outbreak of hostilities, may have a severe adverse effect on the South Korean economy.

Risk of Investing in Taiwan: Investments in Taiwanese issuers involve risks that are specific to Taiwan, including legal, regulatory, political and economic risks. Political and economic developments of Taiwan's neighbors may have an adverse effect on Taiwan's economy. Specifically, Taiwan's geographic proximity and history of political contention with China have resulted in ongoing tensions, which may materially affect the Taiwanese economy and its securities market.

International Closed Market Trading Risk: To the extent that the underlying investments held by the Fund trade on foreign exchanges that may be closed when the securities exchange on which the Fund's Shares trade is open, there are likely to be deviations between the current price of such an underlying security and the last quoted price for the underlying security (i.e., the Fund's quote from the closed foreign market). These deviations could result in premiums or discounts to the Fund's NAV that may be greater than those experienced by other exchange-traded funds ("ETFs").

Issuer Risk: Fund performance depends on the performance of individual companies in which the Fund invests. Changes to the financial condition of any of those companies may cause the value of such company's securities to decline.

Market Risk: Turbulence in the financial markets and reduced liquidity may negatively affect issuers, which could have an adverse effect on the Fund. If the securities held by the Fund experience poor liquidity, the Fund may be unable to transact at advantageous times or prices, which may decrease the Fund's returns. In addition, there is a risk that policy changes by central governments and governmental agencies, including the U.S. Federal Reserve or the European Central Bank, which could include increasing interest rates, could cause increased volatility in financial markets and lead to higher levels of Fund redemptions from Authorized Participants, which could have a negative impact on the Fund. Furthermore, local, regional or global events such as war, acts of terrorism, the spread of infectious illness or other public health issues, recessions, raising of interest rates, or other events could have a significant impact on the Fund and its investments and trading of its Shares. This increases the risk that monetary policy may provide less support should economic growth slow. Additionally, China's shift away from a zero-COVID policy creates both opportunities and risks, causing uncertainty for global economic growth. Market risk factors may result in increased volatility and/or decreased liquidity in the securities markets. The Fund's NAV could decline over short periods due to short-term market movements and over longer periods during market downturns.

New Fund Risk: The Fund is a new fund, with a limited operating history, which may result in additional risks for investors in the Fund. There can be no assurance that the Fund will grow to or maintain an economically viable size, in which case the Board of Trustees may determine to liquidate the Fund. While shareholder interests will be the paramount consideration, the timing of any liquidation may not be favorable to certain individual shareholders. New funds are also subject to Large Shareholder Risk.

Operational Risk: The Fund is exposed to operational risk arising from a number of factors, including but not limited to human error, processing and communication errors, errors of the Fund's service providers, counterparties or other third-parties, failed or inadequate processes and technology or systems failures. Additionally, cyber security failures or breaches of the electronic systems of the Fund, the Adviser, and the Fund's other service providers, market makers, Authorized Participants or the issuers of securities in which the Fund invests have the ability to cause disruptions and negatively impact the Fund's business operations, potentially resulting in financial losses to the Fund and its shareholders. The Fund and the Adviser seek to reduce these operational risks through controls and procedures. However, these measures do not address every possible risk and may be inadequate for those risks that they are intended to address.

Options Premium Tax Risk: The Fund's investment strategy may limit its ability to distribute dividends eligible for treatment as qualified dividend income, which for non-corporate shareholders are subject to federal income tax at rates of up to 20%. The Fund's investment strategy may also limit its ability to distribute dividends eligible for the dividends-received deduction for corporate shareholders. For these reasons, a significant portion of distributions received by Fund shareholders may be subject to tax at effective tax rates that are higher than the rates that would apply if the Fund were to engage in a different investment strategy. You should consult your tax advisor as to the tax consequences of acquiring, owning and disposing of Shares in the Fund.

Passive Investment Risk: The Fund is not actively managed, and the Adviser does not attempt to take defensive positions in declining markets. Unlike many investment companies, the Fund does not seek to outperform its Underlying Index. Therefore, it would not necessarily buy or sell a security unless that security is added or removed, respectively, from the Underlying Index, even if that security generally is underperforming. Additionally, if a constituent of the Underlying Index were removed, even outside of a regular rebalance of the Underlying Index, the Adviser anticipates that the Fund would sell such security.

Maintaining investments in securities regardless of market conditions or the performance of individual securities could cause the Fund's return to be lower than if the Fund employed an active strategy.

Index-Related Risk: There is no guarantee that the Fund will achieve a high degree of correlation to the Underlying Index and therefore achieve its investment objective. Market disruptions and regulatory restrictions could have an adverse effect on the Fund's ability to adjust its exposure to the required levels in order to track the Underlying Index. Errors in index data, index computations and/or the construction of the Underlying Index in accordance with its methodology may occur from time to time and may not be identified and corrected by the Index Provider for a period of time or at all, which may have an adverse impact on the Fund and its shareholders.

Management Risk: The Fund may not fully replicate its Underlying Index and may hold securities not included in its Underlying Index. The Adviser's investment strategy, the implementation of which is subject to a number of constraints, may cause the Fund to underperform the market or its relevant benchmark or adversely affect the ability of the Fund to achieve its investment objective.

Tracking Error Risk: Tracking error may occur because of differences between the instruments held in the Fund's portfolio and those included in the Underlying Index, pricing differences, transaction costs incurred by the Fund, the Fund's holding of uninvested cash, size of the Fund, differences in timing of the accrual of or the valuation of dividends or interest, tax gains or losses, changes to the Underlying Index or the costs to the Fund of complying with various new or existing regulatory requirements. This risk may be heightened during times of increased market volatility or other unusual market conditions. Tracking error also may result because the Fund incurs fees and expenses, while the Underlying Index does not. ETFs that track indices with significant weight in emerging markets issuers may experience higher tracking error than other ETFs that do not track such indices.

Risks Associated with Exchange-Traded Funds: As an ETF, the Fund is subject to the following risks:

Authorized Participants Concentration Risk: The Fund has a limited number of financial institutions that may act as Authorized Participants and engage in creation or redemption transactions directly with the Fund, and none of those Authorized Participants is obligated to engage in creation and/or redemption transactions. To the extent that those Authorized Participants exit the business or are unable to process creation and/or redemption orders, such as in times of market stress, Shares may be more likely to trade at a premium or discount to NAV and/or at wider intraday bid-ask spreads, and possibly face trading halts and/or delisting from an exchange.

Large Shareholder Risk: Redemptions by large shareholders could have a significant negative impact on the Fund. If a large shareholder were to redeem all, or a large portion, of its Shares, there is no guarantee that the Fund will be able to maintain sufficient assets to continue operations in which case the Board of Trustees may determine to liquidate the Fund. In addition, transactions by large shareholders may account for a large percentage of the trading volume on a national securities exchange and may, therefore, have a material upward or downward effect on the market price of the Shares.

Listing Standards Risk: The Fund is required to comply with listing requirements adopted by the listing exchange. Non-compliance with such requirements may result in the Fund's shares being delisted by the listing exchange. Any resulting liquidation of the Fund could cause the Fund to incur elevated transaction costs and could result in negative tax consequences for its shareholders.

Market Trading Risks and Premium/Discount Risks: Shares of the Fund are publicly traded on a national securities exchange, which may subject shareholders to numerous market trading risks. In stressed market conditions, the market for the Shares may become less liquid in response to the deteriorating liquidity of the Fund's portfolio. This adverse effect on the liquidity of the Shares, as well as disruptions to creations and redemptions, the existence of extreme market volatility or potential lack of assets in the Fund or an active trading market for Shares may result in Shares trading at a significant premium or discount to NAV. If a shareholder purchases Shares at a time when the market price is at a premium to the NAV or sells Shares at a time when the market price is at a discount to the NAV, the shareholder may sustain losses. The NAV of the Fund is calculated at the end of each business day and fluctuates with changes in the market value of the Fund's holdings. The trading price of the Fund's Shares fluctuates, in some cases materially, throughout trading hours in response to changes in the Fund's NAV.

Trading Halt Risk: An exchange or market may close or issue trading halts on specific securities, or the ability to buy or sell certain securities or financial instruments may be restricted, which may result in the Fund being unable to buy or sell certain

securities or financial instruments. In such circumstances, the Fund may be unable to rebalance its portfolio, may be unable to accurately price its investments and/or may incur substantial trading losses.

Turnover Risk: The Fund may engage in frequent and active trading, which may significantly increase the Fund's portfolio turnover rate. At times, the Fund may have a portfolio turnover rate substantially greater than 100%. For example, a portfolio turnover rate of 300% is equivalent to the Fund buying and selling all of its securities three times during the course of a year. A high portfolio turnover rate would result in high brokerage costs for the Fund, may result in higher taxes when Shares are held in a taxable account and lower Fund performance.

Valuation Risk: The sales price the Fund could receive for a security may differ from the Fund's valuation of the security and may differ from the value used by the Underlying Index, particularly for securities that trade in low value or volatile markets or that are valued using a fair value methodology (such as during trading halts). The value of the securities in the Fund's portfolio may change on days when shareholders will not be able to purchase or sell the Fund's Shares.

PERFORMANCE INFORMATION

The Fund does not have a full calendar year of performance. Once the Fund has completed a full calendar year of operations, a bar chart and table will be included that will provide some indication of the risks of investing in the Fund by showing the variability of the Fund's returns and comparing the Fund's performance to the Underlying Index. The Fund's performance is not necessarily indicative of how the Fund will perform in the future.

FUND MANAGEMENT

Investment Adviser: Global X Management Company LLC.

Portfolio Managers: The professionals primarily responsible for the day-to-day management of the Fund are Nam To, CFA; Wayne Xie; Vanessa Yang; and Sandy Lu, CFA ("Portfolio Managers"). Messrs. To, Xie and Lu and Ms. Yang have been Portfolio Managers of the Fund since the Fund's inception.

PURCHASE AND SALE OF FUND SHARES

Shares of the Fund are or will be listed and traded at market prices on a national securities exchange. Shares may only be purchased and sold on the exchange through a broker-dealer. The price of Shares is based on market price, and because ETF shares trade at market prices rather than at NAV, Shares may trade at a price greater than NAV (a premium) or less than NAV (a discount). Only "Authorized Participants" (as defined in the SAI) who have entered into agreements with the Fund's distributor, SEI Investments Distribution Co. ("Distributor"), may engage in creation or redemption transactions directly with the Fund. The Fund will only issue or redeem Shares that have been aggregated into blocks called "Creation Units". The Fund will issue or redeem Creation Units in return for a basket of cash and/or securities that the Fund specifies any day that the national securities exchanges are open for business ("Business Day"). An investor may incur costs attributable to the difference between the highest price a buyer is willing to pay to purchase shares of the Fund (bid) and the lowest price a seller is willing to accept for shares of the Fund (ask) when buying or selling shares in the secondary market (the "bid-ask spread"). To access information regarding the Fund's net asset value, market price, premiums and discounts, and bid-ask spreads, please go to www.globalxetfs.com.

TAX INFORMATION

The Fund intends to make distributions that may be taxable to you as ordinary income or capital gains, unless you are investing through a tax-advantaged arrangement such as a 401(k) plan or an individual retirement account ("IRA"), in which case distributions from such tax-advantaged arrangement may be taxable to you.

PAYMENTS TO BROKER-DEALERS AND OTHER FINANCIAL INTERMEDIARIES

The Adviser and its related companies may pay broker-dealers or other financial intermediaries (such as a bank) for the sale of Fund Shares and related services. These payments may create a conflict of interest by influencing your broker-dealer, sales persons or other intermediary or its employees or associated persons to recommend the Fund over another investment. Ask your financial adviser or visit your financial intermediary's website for more information.

ADDITIONAL INFORMATION ABOUT THE FUNDS

This Prospectus contains information about investing in a Fund. Please read this Prospectus carefully before you make any investment decisions. Shares of a Fund are listed for trading on a national securities exchange. The market price for a Share of a Fund may be different from the Fund's most recent NAV. ETFs are funds that trade like other publicly-traded securities. A Fund is designed to track an Underlying Index. Similar to shares of an index mutual fund, each Share of a Fund represents an ownership interest in an underlying portfolio of securities. Unlike shares of a mutual fund, which can be bought and redeemed from the issuing fund by all shareholders at a price based on NAV, Shares of a Fund may be purchased or redeemed directly from the Fund at NAV solely by Authorized Participants and only in Creation Unit increments. Also, unlike shares of a mutual fund, Shares of a Fund are listed on a national securities exchange and trade in the secondary market at market prices that change throughout the day. A Fund is designed to be used as part of broader asset allocation strategies. Accordingly, an investment in a Fund should not constitute a complete investment program. An index is a financial calculation, based on a grouping of financial instruments, and is not an investment product, while a Fund is an actual investment portfolio. The performance of a Fund and its Underlying Index may vary for a number of reasons, including transaction costs, non-U.S. currency valuations, asset valuations, corporate actions (such as mergers and spin-offs), timing variances and differences between a Fund's portfolio and the Underlying Index resulting from the Fund's legal restrictions (such as diversification requirements) that apply to the Fund but not to the Underlying Index.

Each Fund invests at least 80% of its total assets in the securities of the Underlying Index, other than the Global X Russell 2000 Covered Call ETF, the Global X Russell 2000 Covered Call & Growth ETF, the Global X Financials Covered Call & Growth ETF, the Global X Health Care Covered Call & Growth ETF, the Global X Information Technology Covered Call & Growth ETF and the Global X MSCI Emerging Markets Covered Call ETF, which will invest at least 80% of its total assets in a representative sample of securities that collectively has an investment profile similar to the Underlying Index. Each Fund's 80% investment policy is non-fundamental and requires 60 days prior written notice to shareholders before it can be changed. The Adviser anticipates that, generally, each Fund (other than the Global X Russell 2000 Covered Call ETF, the Global X Russell 2000 Covered Call & Growth ETF, the Global X Financials Covered Call & Growth ETF, the Global X Health Care Covered Call & Growth ETF, the Global X Information Technology Covered Call & Growth ETF and the Global X MSCI Emerging Markets Covered Call ETF, which may invest in a representative sample of securities that collectively has an investment profile similar to the Underlying Index) will hold all of the securities that comprise its Underlying Index in proportion to their weightings in such Underlying Index. However, under various circumstances, it may not be possible or practicable to purchase all of those securities in those weightings. In these circumstances, a Fund may purchase a sample of securities in its Underlying Index. There also may be instances in which the Adviser may choose to underweight or overweight a security in a Fund's Underlying Index, purchase securities not in the Fund's Underlying Index that the Adviser believes are appropriate to substitute for certain securities in such Underlying Index or utilize various combinations of other available investment techniques in seeking to replicate as closely as possible, before fees and expenses, the price and yield performance of a Fund's Underlying Index. In addition, each Fund may also invest in equity index futures for cash flow management purposes and as a portfolio management technique. Each Fund may sell securities that are represented in its Underlying Index in anticipation of their removal from such Underlying Index or purchase securities not represented in its Index in anticipation of their addition to such Underlying Index. Each Fund's investment objective and its Underlying Index may be changed without shareholder approval upon at least 60 days prior written notice to shareholders.

A FURTHER DISCUSSION OF PRINCIPAL RISKS

Each Fund is subject to various risks, including the principal risks noted below, any of which may adversely affect the Fund's NAV, trading price, yield, total return and ability to meet its investment objective. You could lose all or part of your investment in the Fund, and the Fund could underperform other investments.

Asset Class Risk

Asset Class Risk applies to each Fund

The returns from the types of securities and/or assets in which the Fund invests may under-perform returns from the various general securities markets or different asset classes. The assets in the Underlying Index may under-perform investments that track other markets, segments, sectors or assets. Different types of assets tend to go through cycles of out-performance and under-performance in comparison to the general securities markets.

Collar Option Risk

Collar Option Risk applies to the Global X Nasdaq 100 Risk Managed Income ETF and Global X S&P 500 Risk Managed Income ETF

The Fund's collar strategy will consist of a mix of short call options positions and long put options positions. By selling call options in return for the receipt of premiums, the Fund will give up the opportunity to benefit from potential increases in the value of the NASDAQ 100® Index above the exercise prices of such options. By purchasing put options in return for the payment of premiums, the Fund may be protected from a significant decline in the price of the NASDAQ 100® Index if the put options become in the money, but during periods where the NASDAQ 100® Index appreciates, the Fund will underperform due to the cost of the premiums paid. Investors who purchase shares of the Fund outside of when the Fund's short call options positions and long put options positions are put on may experience different levels of downside protection and upside participation depending on market performance. In addition, the Fund's ability to sell the securities underlying the options will be limited while the options are in effect unless the Fund cancels out the options positions through the purchase or sale of offsetting identical options prior to the expiration of the options. Exchanges may suspend the trading of options in volatile markets. If trading is suspended, the Fund may be unable to purchase or sell options at times that may be desirable or advantageous to do so, which may increase the risk of tracking error.

The Fund's collar strategy will consist of a mix of short call options positions and long put options positions. By selling call options in return for the receipt of premiums, the Fund will give up the opportunity to benefit from potential increases in the value of the S&P 500® Index above the exercise prices of such options. By purchasing put options in return for the payment of premiums, the Fund may be protected from a significant decline in the price of the S&P 500® Index if the put options become in the money, but during periods where the S&P 500® Index appreciates, the Fund will underperform due to the cost of the premiums paid. Investors who purchase shares of the Fund outside of when the Fund's short call options positions and long put options positions are put on may experience different levels of downside protection and upside participation depending on market performance. In addition, the Fund's ability to sell the securities underlying the options will be limited while the options are in effect unless the Fund cancels out the options positions through the purchase or sale of offsetting identical options prior to the expiration of the options. Exchanges may suspend the trading of options in volatile markets. If trading is suspended, the Fund may be unable to purchase or sell options at times that may be desirable or advantageous to do so, which may increase the risk of tracking error.

Derivatives Risk

Derivatives Risk applies to each Fund

The Fund will invest in options, which are a type of derivative instrument. There is no assurance that sufficient trading interest to create a liquid secondary market on a securities exchange will exist for any particular option or at any particular time, and, for some options, no such secondary market may exist. The possible absence of a liquid secondary market for options and/or possible exchange-imposed price fluctuation limits, may make it difficult or impossible to close out a position when desired. Options are subject to the risk that the counterparty will not perform its obligations, which could leave the Fund worse off than if it had not entered into the position. The value of an option position will reflect, among other things, the current market value of the underlying instrument, the time remaining until expiration, the relationship of the strike price to the market price of the underlying instrument, the historical price volatility of the underlying instrument and general market conditions. Options can be more sensitive to sudden fluctuations in market prices than conventional securities, which can result in greater losses for the Fund.

Derivatives risk is the risk that loss may result from the Fund's investments in options, futures and swap contracts, which may be leveraged and are types of derivatives. Investments in leveraged instruments may result in losses exceeding the amounts invested. The Fund may use these instruments to help it track its Underlying Index. Compared to conventional securities, derivatives can be more sensitive to changes in interest rates or to sudden fluctuations in market prices and thus the Fund's losses may be greater if it invests in derivatives than if it invests only in conventional securities.

Derivative instruments may be leveraged, which may result in losses exceeding the amounts invested. Risks of these instruments include:

- That prices of the instruments and the prices of underlying securities, interest rates or currencies they are designed to reflect do not move together as expected; a risk of the Fund's use of derivatives is that the fluctuations in their values may not correlate perfectly with its Underlying Index;

- The possible absence of a liquid secondary market for any particular instrument and, for exchange traded instruments, possible exchange-imposed price fluctuation limits, either of which may make it difficult or impossible to close out a position when desired;
- That adverse price movements in an instrument can result in a loss substantially greater than the Fund's initial investment in that instrument (in some cases, the potential loss is unlimited);
- Particularly in the case of privately-negotiated instruments, that the counterparty will not perform its obligations, which could leave the Fund worse off than if it had not entered into the position;
- The inability to close out certain hedged positions to avoid adverse tax consequences, and the fact that some of these instruments may have uncertain tax implications for the Fund;
- The fact that "speculative position limits" imposed by the CFTC and certain futures exchanges on net long and short positions may require the Fund to limit or unravel positions in certain types of instruments; and

The high levels of volatility some of these instruments may exhibit, in some cases due to the high levels of leverage an investor may achieve with them.

Equity Securities Risk

Equity Securities Risk applies to each Fund

The Fund may invest in equity securities, which are subject to changes in value that may be attributable to market perception of a particular issuer, general stock market fluctuations that affect all issuers, or as a result of such factors as a company's business performance, investor perceptions, stock market trends and general economic conditions. Investments in equity securities may be more volatile than investments in other asset classes.

ETF Investment Risk

ETF Investment Risk applies to the Global X Russell 2000 Covered Call ETF, Global X Russell 2000 Covered Call & Growth ETF, Global X Financials Covered Call & Growth ETF, Global X Health Care Covered Call & Growth ETF, Global X Information Technology Covered Call & Growth ETF and Global X MSCI Emerging Markets Covered Call ETF

The Fund may hold ETFs to gain exposure to certain asset classes. As a result, the Fund may be subject to the same risks as the underlying ETFs. While the risks of owning shares of an underlying ETF generally reflect the risks of owning the underlying securities the ETF is designed to track, lack of liquidity in an underlying ETF can result in its value being more volatile than the underlying portfolio securities. Because the value of an underlying ETF's shares depends on the demand in the market, the Adviser may not be able to liquidate the Fund's holdings in those shares at the most optimal time, thereby adversely affecting the Fund's performance. An underlying ETF may experience tracking error in relation to the index tracked by the underlying ETF, which could contribute to tracking error for the Fund. In addition, an underlying ETF's shares may trade at a premium or discount to NAV.

In addition, investments in the securities of underlying ETFs may involve duplication of advisory fees and certain other expenses. The Fund will pay brokerage commissions in connection with the purchase and sale of shares of underlying ETFs, which could result in greater expenses to the Fund. By investing in an underlying ETF, the Fund becomes a shareholder thereof. As a result, Fund shareholders indirectly bear the Fund's proportionate share of the fees and expenses indirectly paid by shareholders of the underlying ETF, in addition to the fees and expenses Fund shareholders indirectly bear in connection with the Fund's own operations. In addition, certain of the underlying ETFs may hold common portfolio positions, thereby reducing the diversification benefits of an asset allocation style.

If an underlying ETF fails to achieve its investment objective, the value of the Fund's investment may decline, adversely affecting the Fund's performance. Additionally, some ETFs are not registered under the 1940 Act and therefore, are not subject to the regulatory scheme and investor protections of the 1940 Act.

A complete list of each underlying ETF held by the Fund can be found daily on the Trust's website. Each investor should review the complete description of the principal risks of each underlying ETF prior to investing in the Fund.

Capitalization Risk

Investing in issuers within the same market capitalization category carries the risk that the category may be out of favor due to current market conditions or investor sentiment.

Large-Capitalization Companies Risk

Large-Capitalization Companies Risk applies to the Global X S&P 500® Covered Call ETF, Global X NASDAQ 100® Covered Call ETF, Global X NASDAQ 100® Covered Call & Growth ETF, Global X S&P 500 Covered Call & Growth ETF, Global X Nasdaq 100 Risk Managed Income ETF, Global X S&P 500 Risk Managed Income ETF, Global X Dow 30 Covered Call ETF, Global X Financials Covered Call & Growth ETF, Global X Health Care Covered Call & Growth ETF, Global X Information Technology Covered Call & Growth ETF, Global X Nasdaq 100 ESG Covered Call ETF, Global X S&P 500 ESG Covered Call ETF, Global X Dow 30 Covered Call & Growth ETF and Global X MSCI Emerging Markets Covered Call ETF

Large-capitalization companies may trail the returns of the overall stock market. Large-capitalization stocks tend to go through cycles of doing better - or worse - than the stock market in general. These periods have, in the past, lasted for as long as several years.

Mid-Capitalization Companies Risk

Mid-Capitalization Companies Risk applies to the Global X Russell 2000 Covered Call ETF, Global X Russell 2000 Covered Call & Growth ETF and Global X MSCI Emerging Markets Covered Call ETF

Mid-capitalization companies may have greater price volatility, lower trading volume and less liquidity than large-capitalization companies. In addition, mid-capitalization companies may have smaller revenues, narrower product lines, less management depth and experience, smaller shares of their product or service markets, fewer financial resources and less competitive strength than large-capitalization companies.

Small-Capitalization Companies Risk

Small-Capitalization Companies Risk applies to the Global X Russell 2000 Covered Call ETF, Global X Russell 2000 Covered Call & Growth ETF and Global X MSCI Emerging Markets Covered Call ETF

The Fund may invest a significant percentage of its assets in small-capitalization companies. If it does so, it may be subject to certain risks associated with small-capitalization companies. These companies often have greater price volatility, lower trading volume and less liquidity than larger, more established companies. In addition, these companies are often subject to less analyst coverage and may be in early and less predictable periods of their corporate existences. These companies tend to have smaller revenues, narrower product lines, less management depth and experience, smaller shares of their product or service markets, fewer financial resources and less competitive strength than larger companies.

Correlation Risk

Correlation Risk applies to the Global X Financials Covered Call & Growth ETF, Global X Health Care Covered Call & Growth ETF and Global X Information Technology Covered Call & Growth ETF

In seeking to track the performance of the Underlying Index, the Fund anticipates holding component securities of the Reference Index and writing call options on the Reference Fund. While it is anticipated that the performance of the Reference Fund, and of the call options written on the Reference Fund, will generally correspond to the performance of the component securities of the Reference Index, there can be no guarantee that such performance will be highly correlated. It is possible that the value of the component securities of the Reference Index may diverge from the value of the Reference Fund on which the call options are written. If such performance diverges, this may cause the performance of the call options to offset more or less than 50% of the gains of the component securities during a roll period. If this occurs, the total return of the Fund will deviate from the total return expectations of a 50% covered call strategy.

Covered Call Option Writing Risk

Covered Call Option Writing Risk applies to the Global X S&P 500® Covered Call ETF, Global X NASDAQ 100® Covered Call ETF, Global X Russell 2000 Covered Call ETF, Global X NASDAQ 100® Covered Call & Growth ETF, Global X S&P 500 Covered Call & Growth ETF, Global X Dow 30 Covered Call ETF, Global X Russell 2000 Covered Call & Growth ETF, Global X Financials Covered Call & Growth ETF, Global X Health Care Covered Call & Growth ETF, Global X Information Technology Covered Call & Growth ETF, Global X Nasdaq 100 ESG Covered Call ETF, Global X S&P 500 ESG Covered Call ETF, Global X Dow 30 Covered Call & Growth ETF and Global X MSCI Emerging Markets Covered Call ETF

By writing covered call options in return for the receipt of premiums, the Fund will give up the opportunity to benefit from potential increases in the value of the Reference Index above the exercise prices of such options, but will continue to bear the risk of declines in the value of the Reference Index. The premiums received from the options may not be sufficient to offset any losses sustained from the volatility of the underlying stocks over time. As a result, the risks associated with writing covered call options may be similar to the risks associated with writing put options. In addition, the Fund's ability to sell the securities underlying the options will be limited while the options are in effect unless the Fund cancels out the option positions through the purchase of offsetting identical options prior to the expiration of the written options. Exchanges may suspend the trading of options in volatile markets. If trading is suspended, the Fund may be unable to write options at times that may be desirable or advantageous to do so, which may increase the risk of tracking error.

Currency Risk

Currency Risk applies to the Global X MSCI Emerging Markets Covered Call ETF

Foreign currencies are subject to risks, which include changes in the debt level and trade deficit of the country issuing the foreign currency; inflation rates of the United States and the country issuing the foreign currency; investors' expectations concerning inflation rates; interest rates of the United States and the country issuing the foreign currency; investors' expectations concerning interest rates; investment and trading activities of mutual funds, hedge funds and currency funds; and global or regional political, economic or financial events and situations.

In addition, a foreign currency in which the Fund invests may not maintain its long-term value in terms of purchasing power in the future. When the price of a foreign currency in which the Fund invests declines, it may have an adverse impact on the Fund.

Foreign exchange rates are influenced by the factors identified above and may also be influenced by: changing supply and demand for a particular currency; monetary policies of governments (including exchange control programs, restrictions on local exchanges or markets and limitations on foreign investment in a country or on investment by residents of a country in other countries); changes in balances of payments and trade; trade restrictions; and currency devaluations and revaluations. Also, governments from time to time intervene in the currency markets, directly and by regulation, in order to influence prices directly. These events and actions are unpredictable. The resulting volatility in the USD/foreign currency exchange rate could materially and adversely affect the performance of the Fund.

ESG Investing Strategy Risk

ESG Investing Strategy Risk applies to the Global X Nasdaq 100 ESG Covered Call ETF and Global X S&P 500 ESG Covered Call ETF

The stocks of companies with favorable ESG attributes, as determined by the Index Provider, may underperform the stock market as a whole. As a result, the Fund may underperform other funds that do not screen companies based on ESG attributes. The criteria used to select companies for investment may result in the Fund investing in securities, industries or sectors that underperform the market as a whole, forgoing opportunities to invest in securities that might otherwise be advantageous to buy or underperform other funds screened for ESG standards. In addition, it is possible that the Index Provider could overlook, misapply and/or otherwise fail to accurately screen for the stated ESG criteria, potentially resulting in a company or companies being included in the Underlying Index that do not meet the stated ESG criteria.

Flex Options Risk

Flex Options Risk applies to the Global X Financials Covered Call & Growth ETF, Global X Health Care Covered Call & Growth ETF and Global X Information Technology Covered Call & Growth ETF

The Fund will utilize FLEX options issued and guaranteed for settlement by the OCC. The Fund bears the risk that the OCC will be unable to, or unwilling to, perform their obligations under the contracts. In the unlikely event that the OCC cannot meet their obligations, the Fund could suffer significant losses. Additionally, FLEX options may be more illiquid than

other securities, including traditional options. To the extent that the FLEX options may not be expected to experience regular trading, the FLEX options held by the Fund may be valued based on a price quotation or other equivalent indication of value supplied by a pricing service, rather than based on a price last traded on an exchange. In less liquid markets for FLEX options, the Fund may have difficulty entering into or closing out certain positions at designated times and/or prices, including in connection with the monthly options roll process. With the creation and redemption of Shares, to the extent market participants are not willing or able to enter into FLEX option transactions with the Fund at prices that reflect the market price of the Shares, the Fund's net asset value ("NAV") and, in turn the share price of the Fund, could suffer significant losses. The Fund may experience substantial downside from specific FLEX option positions, and some may expire worthless. As a FLEX option approaches the predetermined expiration date, its value typically moves in parallel with the value of the Reference Fund. However, prior to such date, the value of the FLEX options may not increase or decrease at the same rate as the Reference Fund's share price on a day-to-day basis. The value of the underlying FLEX options will be affected by many market factors, such as changes in the Reference Fund's share price, interest rates, the volatility of the Reference Fund, and the remaining time to until the FLEX options expire.

Focus Risk

Focus Risk applies to each Fund

In following its methodology, the Underlying Index may be focused to a significant degree in securities of issuers in a particular industry or group of industries and/or may have significant exposure to one or more sectors. To the extent that the Underlying Index focuses in the securities of issuers in such an area, the Fund will also focus its investments to approximately the same extent. In such event, the Fund's performance will be particularly susceptible to adverse events impacting such industry or sector, and the Fund will face greater risk than if it were diversified broadly over numerous such areas. Such heightened risks, any of which may adversely affect the companies in which the Fund invests, may include, but are not limited to, the following: general economic conditions or cyclical market patterns that could negatively affect supply and demand; competition for resources; adverse labor relations; political or world events; obsolescence of technologies; and increased competition or new product introductions that may affect the profitability or viability of companies in a particular industry or sector. In addition, at times, such industry, group of industries or sector may be out of favor and underperform other such categories or the market as a whole.

Risks Related to Investing in the Banking Industry

Risks Related to Investing in the Banking Industry applies to the Global X Financials Covered Call & Growth ETF

Companies in the banking sector of an economy are subject to extensive governmental regulation and intervention, which may adversely affect the scope of their activities, the prices they can charge, the amount of capital they must maintain and, potentially, their size. The extent to which the Fund may invest in a company that engages in securities-related activities or banking is limited by applicable law. Extensive governmental regulation may limit the amounts and types of loans and other financial commitments companies in the banking sector can make, the interest rates and fees they can charge, the scope of their activities, the prices they can charge and the amount of capital they must maintain. Such governmental regulation may change frequently and may have significant adverse consequences for companies in the banking sector, including effects not intended by such regulation. Legislation enacted in 2018 in the U.S. relaxed capital requirements and other regulatory burdens on certain U.S. banks. While the effect of the legislation may benefit certain companies in the financials sector, increased risk taking by affected banks may also result in greater overall risk in the U.S. and global financials sector. The impact of changes in capital requirements, or recent or future regulation in various countries, on any individual financial company or on the financials sector as a whole cannot be predicted. Certain risks may impact the value of investments in the financials sector more severely than those of investments outside this sector, including the risks associated with companies that operate with substantial financial leverage. Banking companies may also be adversely affected by increases in interest rates and loan losses, decreases in the availability of money or asset valuations, credit rating downgrades and adverse conditions in other related markets. Their profitability is heavily dependent on the availability and cost of capital funds and can fluctuate significantly when interest rates change or due to increased competition. Credit losses resulting from financial difficulties of borrowers can negatively impact banking companies. The banking sector is particularly sensitive to fluctuations in interest rates. The banking sector is also a target for cyberattacks, and may experience technology malfunctions and disruptions. In recent years, cyberattacks and technology malfunctions and failures have become increasingly frequent in this sector and have reportedly caused losses to companies in this sector, which may negatively impact the Fund.

Risks Related to Investing in the Financials Sector

Risks Related to Investing in the Financials Sector applies to the Global X Financials Covered Call & Growth ETF

Companies in the financials sector are subject to government intervention and extensive governmental regulation, which may adversely affect the scope of their activities, the prices they can charge, the amount of capital they must maintain and, potentially, their size. Governmental regulation may change frequently and may have significant adverse consequences for companies in the financials sector, including effects not intended by such regulation. Recently enacted legislation in the U.S. has relaxed capital requirements and other regulatory burdens on certain U.S. banks. While the effect of the legislation may benefit certain companies in the financials sector, increased risk taking by affected banks may also result in greater overall risk in the financials sector. The impact of changes in capital requirements, or recent or future regulation in various countries, on any individual financial company or on the financials sector as a whole cannot be predicted. The financials sector is exposed to risks that may impact the value of investments in the financials sector more severely than investments outside this sector, including operating with substantial financial leverage. The financials sector may also be adversely affected by increases in interest rates and loan losses, decreases in the availability of money or asset valuations and adverse conditions in other related markets. Additionally, the deterioration of the credit markets during the 2008-2009 global financial crisis caused an adverse impact in a broad range of mortgage, asset-backed, auction rate and other markets, including U.S. and international credit and interbank money markets generally, thereby affecting a wide range of financial services institutions and markets. This situation created instability in the financial services markets and caused certain financial services companies to incur large losses or even become insolvent or bankrupt. Some financial services companies experienced downgrades in their credit ratings, declines in the valuations of their assets, took action to raise capital (such as the issuance of debt or equity securities), or even ceased operations. These actions caused the securities of many financial services companies to decline in value and could occur again if credit markets were substantially affected once more. Insurance companies may be subject to severe price competition. The financials sector is also a target for cyber-attacks and may experience technology malfunctions and disruptions. In recent years, cyber-attacks and technology malfunctions and failures have become increasingly frequent in this sector and have reportedly caused losses to companies in this sector, which may negatively impact the Fund.

Risks Related to Investing in the Financial Services Industry

Risks Related to Investing in the Financial Services Industry applies to the Global X Financials Covered Call & Growth ETF

The performance of stocks in the Financial Services industry may be adversely impacted by the banking, insurance, mortgage financing, and transaction & payment processing services activities, government regulations, economic conditions, credit rating downgrades, and other factors which could adversely affect financial markets.

Risks Related to Investing in the Health Care Sector

Risks Related to Investing in the Health Care Sector applies to the Global X Health Care Covered Call & Growth ETF

The profitability of companies in the health care sector may be adversely affected by the following factors, among others: extensive government regulations, restrictions on government reimbursement for medical expenses, rising costs of medical products and services, pricing pressure, an increased emphasis on outpatient services, changes in the demand for medical products and services, a limited number of products, industry innovation, changes in technologies and other market developments. A number of issuers in the health care sector have recently merged or otherwise experienced consolidation. The effects of this trend toward consolidation are unknown and may be far-reaching. Many health care companies are heavily dependent on patent protection. The expiration of a company's patents may adversely affect that company's profitability. Many health care companies are subject to extensive litigation based on product liability and similar claims. Health care companies are subject to competitive forces that may make it difficult to raise prices and, in fact, may result in price discounting. Many new products in the health care sector may be subject to regulatory approvals. The process of obtaining such approvals may be long and costly, and such efforts ultimately may be unsuccessful. Companies in the health care sector may be thinly capitalized and may be susceptible to product obsolescence. In addition, a number of legislative proposals concerning health care have been considered by the U.S. Congress in recent years. It is unclear what proposals will ultimately be enacted, if any, and what effect they may have on U.S. and non-U.S. companies in the health care sector. Companies in the health care sector may also be affected by unforeseen circumstances including but not limited to the spread of infectious disease which could impact drug

development priorities and pipelines, supply and demand dynamics for health care equipment, as well as the ability to receive care in health care service facilities.

Risks Related to Investing in the Information Technology Sector

Risks Related to Investing in the Information Technology Sector applies to the Global X S&P 500® Covered Call ETF, Global X NASDAQ 100® Covered Call ETF, Global X NASDAQ 100® Covered Call & Growth ETF, Global X S&P 500 Covered Call & Growth ETF, Global X Nasdaq 100 Risk Managed Income ETF, Global X S&P 500 Risk Managed Income ETF, Global X Information Technology Covered Call & Growth ETF, Global X Nasdaq 100 ESG Covered Call ETF and Global X S&P 500 ESG Covered Call ETF

Market or economic factors impacting information technology companies and companies that rely heavily on technology advances could have a major effect on the value of the Fund's investments. The value of stocks of information technology companies and companies that rely heavily on technology is particularly vulnerable to rapid changes in technology product cycles, rapid product obsolescence, government regulation and increased competition, both domestically and internationally, including competition from foreign competitors with lower production costs. Information technology companies and companies that rely heavily on technology, especially those of smaller, less-seasoned companies, tend to be more volatile than the overall market. These companies also are heavily dependent on patent and intellectual property rights, the loss or impairment of which may adversely affect profitability. Additionally, companies in the information technology sector may face dramatic and often unpredictable changes in growth rates and competition for the services of qualified personnel. Companies in the information technology sector are facing increased government and regulatory scrutiny and may be subject to adverse government or regulatory action. Companies in the application software industry, in particular, may also be negatively affected by the decline or fluctuation of subscription renewal rates for their products and services, which may have an adverse effect on profit margins. Companies in the systems software industry may be adversely affected by, among other things, actual or perceived security vulnerabilities in their products and services, which may result in individual or class action lawsuits, state or federal enforcement actions and other remediation costs.

Risks Related to Investing in the Pharmaceuticals Industry

Risks Related to Investing in the Pharmaceuticals Industry applies to the Global X Health Care Covered Call & Growth ETF

Companies in the pharmaceuticals industry are subject to competitive forces that may make it difficult to raise prices and, in fact, may result in price discounting. The profitability of some companies in the pharmaceuticals industry may be dependent on a relatively limited number of products. In addition, their products can become obsolete due to industry innovation, changes in technologies or other market developments. Many new products in the pharmaceuticals industry are subject to government approvals, regulation and reimbursement rates. The process of obtaining government approval may be long and costly. Many companies in the pharmaceuticals industry are heavily dependent on patents and intellectual property rights. The loss or impairment of these rights may adversely affect the profitability of these companies. Companies in the pharmaceuticals industry may be subject to extensive litigation based on product liability and similar claims. Demand for pharmaceuticals, generally speaking and specific to sub-segments, may fluctuate due to unexpected events, including but not limited to global health crises like pandemics which could strain health care systems and alter health care needs. Such demand fluctuations could positively or negatively impact pharmaceutical companies.

Risks Related to Investing in the Semiconductors and Semiconductor Equipment Industry

Risks Related to Investing in the Semiconductors and Semiconductor Equipment Industry applies to the Global X Information Technology Covered Call & Growth ETF

The semiconductors and semiconductor equipment industry is highly competitive, and certain companies in this industry may be restricted from operating in certain markets due to the sensitive nature of these technologies. Companies in this space generally seek to increase silicon capacity, improve yields, and reduce die size in their product designs which may result in significant increases in worldwide supply and downward pressure on prices. The success of such companies frequently depends on the ability to develop and produce competitive new semiconductor technologies. Companies in this industry frequently undertake substantial research and development expenses in order to remain competitive, and a failure to successfully demonstrate advanced functionality and performance can have a material impact on the company's business.

Risks Related to Investing in the Software Industry

Risks Related to Investing in the Software Industry applies to the Global X Information Technology Covered Call & Growth ETF

The software industry can be significantly affected by intense competition, aggressive pricing, technological innovations, and product obsolescence. Companies in the application software industry, in particular, may also be negatively affected by the decline or fluctuation of subscription renewal rates for their products and services, which may have an adverse effect on profit margins. Companies in the systems software industry may be adversely affected by, among other things, actual or perceived security vulnerabilities in their products and services, which may result in individual or class action lawsuits, state or federal enforcement actions and other remediation costs.

Geographic Risk

Geographic Risk applies to each Fund

Geographic risk is the risk that the Fund's assets may be focused in countries located in the same geographic region. This investment focus will subject the Fund to risks associated with that particular region, or a region economically tied to that particular region, such as a natural, biological or other disaster. Outbreaks of contagious viruses and diseases may reduce business activity or disrupt market activity, and have the potential to exacerbate market risks in the countries and regions in which they occur. The securities in which the Fund invests and, consequently, the Fund are also subject to specific risks as a result of their business operations, including, but not limited to:

Risk of Investing in Brazil

Risk of Investing in Brazil applies to the Global X MSCI Emerging Markets Covered Call ETF

Investment in Brazilian issuers involves risks that are specific to Brazil, including legal, regulatory, political, currency and economic risks. Specifically, Brazilian issuers are subject to possible regulatory and economic interventions by the Brazilian government, including the imposition of wage and price controls and the limitation of imports. In addition, the market for Brazilian securities is directly influenced by the flow of international capital and economic and market conditions of certain countries, especially other emerging market countries in Central and South America. The Brazilian economy has historically been exposed to high rates of inflation, a high level of debt, and violence, each of which may reduce and/or prevent economic growth. A rising unemployment rate could also have the same effect. Corruption and subsequent legal consequences have led to political instability and sudden changes in leadership.

Brazil has historically experienced high rates of inflation and may continue to do so in the future. An increase in prices for commodities, the depreciation of the Brazilian currency (the real) and potential future governmental measures seeking to maintain the value of the real in relation to the U.S. dollar, may trigger increases in inflation in Brazil and may slow the rate of growth of the Brazilian economy. Inflationary pressures also may limit the ability of certain Brazilian issuers to access foreign financial markets and may lead to further government intervention in the economy, including the introduction of government policies that may adversely affect the overall performance of the Brazilian economy, which in turn could adversely affect a Fund's investments.

The Brazilian government has exercised, and continues to exercise, significant influence over the Brazilian economy, which may have significant effects on Brazilian companies and on market conditions and prices of Brazilian securities. The Brazilian economy has been characterized by frequent, and occasionally drastic, intervention by the Brazilian government. The Brazilian government has often changed monetary, taxation, credit, tariff and other policies to influence the core of Brazil's economy. The Brazilian government's actions to control inflation and affect other economic policies have involved, among other actions, the setting of wage and price controls, blocking access to bank accounts, fluctuation of the base interest rates, imposing exchange controls and limiting imports into Brazil. In the past, the Brazilian government has maintained domestic price controls, and there can be no assurances that price controls will not be re-imposed in the future.

Investments in Brazilian securities may be subject to certain restrictions on foreign investment. Although Brazilian law has provided greater certainty with respect to the free exchange of currency, any restrictions or restrictive exchange control policies in the future could have the effect of preventing or restricting access to foreign currency.

The market for Brazilian securities is directly influenced by the flow of international capital, and economic and market conditions of certain countries, especially other emerging market countries in Central and South America. Adverse economic conditions or developments in other emerging market countries have at times significantly affected the availability of credit in the Brazilian economy and resulted in considerable outflows of funds and declines in the amount of foreign currency invested in Brazil. Crises in neighboring emerging market countries also may increase investors' risk aversion, which may adversely impact the market value of the securities issued by Brazilian companies, including securities in which a Fund may invest.

Risk of Investing in China

Risk of Investing in China applies to the Global X MSCI Emerging Markets Covered Call ETF

The Chinese economy is subject to a considerable degree of economic, political and social instability.

Political and Social Risk

The Chinese government is authoritarian and has periodically used force to suppress civil dissent. Disparities of wealth and the pace of economic liberalization may lead to social turmoil, violence and labor unrest. In addition, China continues to experience disagreements related to integration with Hong Kong and religious and nationalist disputes in Tibet and Xinjiang. There is also a greater risk in China than in many other countries of currency fluctuations, currency nonconvertibility, interest rate fluctuations and higher rates of inflation as a result of internal social unrest or conflicts with other countries. Unanticipated political or social developments may result in sudden and significant investment losses. China's growing income inequality, rapidly aging population and significant environmental issues also are factors that may affect the Chinese economy. Concerns about the rising government and household debt levels could impact the stability of the Chinese economy.

Heavy Government Control and Regulation

The Chinese government has implemented significant economic reforms in order to liberalize trade policy, promote foreign investment in the economy, reduce government control of the economy and develop market mechanisms. There can be no assurance these reforms will continue or that they will be effective. Despite recent reform and privatizations, government control over certain sectors or enterprises and significant regulation of investment and industry is still pervasive, including restrictions on investment in companies or industries deemed to be sensitive to particular national interests, and the Chinese government may restrict foreign ownership of Chinese corporations and/or the repatriation of assets by foreign investors. Chinese companies that maintain large amounts of sensitive data or produce some form of adverse social cost are particularly at risk as the government moves forward with the Common Prosperity agenda. Limitations or restrictions on foreign ownership of securities may have adverse effects on the liquidity and performance of the Fund and could lead to higher tracking error. Chinese government intervention in the market may have a negative impact on market sentiment, which may in turn affect the performance of the Chinese economy and the Fund's investments. Chinese markets generally continue to experience inefficiency, volatility and pricing anomalies that may be connected to governmental influence, lack of publicly-available information, and political and social instability.

Economic Risk

The Chinese economy has grown rapidly in the recent past and there is no assurance that this growth rate will be maintained. In fact, the Chinese economy may experience a significant slowdown as a result of, among other factors, a deterioration in global demand for Chinese exports, a systemic failure in the property sector, as well as contraction in spending on domestic goods by Chinese consumers. In addition, China may experience substantial rates of inflation or economic recessions, which would have a negative effect on its economy and securities market. Delays in enterprise restructuring, slow development of well-functioning financial markets and widespread corruption have also hindered performance of the Chinese economy. China continues to receive substantial pressure from trading partners to liberalize official currency exchange rates.

Elevated geopolitical tensions between China and its trading partners, including the imposition of U.S. tariffs on certain Chinese goods, the imposition of trade and non-trade related barriers for certain Chinese companies, and increased international pressure related to Chinese trade policy, forced technology transfers and intellectual property protections, may have a substantial impact on the Chinese economy. The continuation or worsening of the current political climate between China and the U.S. could result in additional regulatory restrictions being contemplated or

imposed on the U.S. or in China that could impact the Fund's ability to invest in certain companies. Reduction in spending on Chinese products and services, institution of additional tariffs or other trade barriers (including as a result of heightened trade tensions between China and the U.S. or in response to actual or alleged Chinese cyber activity), or a downturn in any of the economies of China's key trading partners may have an adverse impact on the Chinese economy and the Chinese issuers of securities in which the Fund invests. For example, the U.S. has added certain foreign technology companies to the U.S. Department of Commerce's Bureau of Industry and Security's "Entity List," which is a list of companies believed to pose a national security risk to the U.S. U.S. investors may also be barred by U.S. authorities from investing in certain companies, including those with ties to the military, intelligence, and security services in China. Actions like these may have unanticipated and disruptive effects on the Chinese economy. Any such response that targets Chinese financial markets or securities exchanges could interfere with orderly trading, delay settlement or cause market disruptions. Public health crises or major health-related developments may have a substantial impact on the Chinese economy or holdings in the Fund. Outbreaks of contagious viruses and diseases, including the novel viruses commonly known as SARS, MERS, and COVID-19 (Coronavirus), may reduce business activity or disrupt market activity, and have the potential to exacerbate market risks such as volatility in exchange rates or the trading of Chinese securities listed domestically or abroad. Likewise, factories, ports, and critical infrastructure in China may close to limit contagion risk. Additionally, China's shift away from a zero-COVID policy creates both opportunities and risks, causing uncertainty for global economic growth. Foreign investors' access to domestic markets may also be limited during such health crises, especially if domestic exchanges are closed for an extended period. Market closures could interfere with the orderly trading or settlement mechanisms of Chinese securities listed domestically or abroad. The Chinese economy or holdings in the Fund may also be adversely impacted should health crises create political uncertainty or social unrest. The implications of such health crises are difficult to ascertain but may put strain on China's supply chains, trading relationships, and international relations.

Expropriation Risk

The Chinese government maintains a major role in economic policy making and investing in China involves risk of loss due to expropriation, nationalization, confiscation of assets and property or the imposition of restrictions on foreign investments and on repatriation of capital invested.

Security Risk

China has strained international relations with Taiwan, India, Russia and other neighbors due to territorial disputes, historical animosities, defense concerns and other security concerns. Relations between China's Han ethnic majority and other ethnic groups in China, including Tibetans and Uighurs, are also strained and have been marked by protests and violence. Additionally, China is alleged to have participated in state-sponsored cyberattacks against foreign companies and foreign governments. Actual and threatened responses to such activity, including purchasing restrictions, sanctions, tariffs or cyberattacks on the Chinese government or Chinese companies, may impact China's economy and Chinese issuers of securities in which the Fund invests. These situations may cause uncertainty in the Chinese market and may adversely affect the Chinese economy. In addition, conflict on the Korean Peninsula could adversely affect the Chinese economy.

Tax Risk

China has implemented a number of tax reforms in recent years and may amend or revise its existing tax laws and/or procedures in the future, possibly with retroactive effect. Changes in applicable Chinese tax law could reduce the after-tax profits of the Fund, directly or indirectly, including by reducing the after-tax profits of companies in China in which the Fund invests. Uncertainties in Chinese tax rules could result in unexpected tax liabilities for the Fund.

Hong Kong Political Risk

Hong Kong reverted to Chinese sovereignty on July 1, 1997 as a Special Administrative Region (SAR) of the People's Republic of China under the principle of "one country, two systems." Although China is obligated to maintain the current capitalist economic and social system of Hong Kong through June 30, 2047, the continuation of economic and social freedoms enjoyed in Hong Kong is dependent on the government of China. Since 1997, there have been tensions between the Chinese government and many people in Hong Kong who perceive China as tightening of control over Hong Kong's semi-autonomous liberal political, economic, legal, and social framework. Recent protests and unrest have increased tensions even further. Due to the interconnected nature of the Hong Kong and Chinese economies, this instability in Hong Kong may cause uncertainty in the Hong Kong and Chinese markets. In addition, the Hong Kong dollar trades at a fixed exchange rate in relation to (or, is "pegged" to) the U.S. dollar, which has contributed to the

growth and stability of the Hong Kong economy. However, it is uncertain how long the currency peg will continue or what effect the establishment of an alternative exchange rate system would have on the Hong Kong economy. Because the Fund's NAV is denominated in U.S. dollars, the establishment of an alternative exchange rate system could result in a decline in the Fund's NAV.

Special Risk Considerations of Investing in China – Variable Interest Entity Investments

For purposes of raising capital offshore on exchanges outside of China, including on U.S. exchanges, many Chinese-based operating companies are structured as Variable Interest Entities ("VIEs"). In this structure, the Chinese-based operating company is the VIE and establishes a shell company in a foreign jurisdiction, such as the Cayman Islands. The shell company lists on a foreign exchange and enters into contractual arrangements with the VIE. This structure allows Chinese companies in which the government restricts foreign ownership to raise capital from foreign investors. While the shell company has no equity ownership of the VIE, these contractual arrangements permit the shell company to consolidate the VIE's financial statements with its own for accounting purposes and provide for economic exposure to the performance of the underlying Chinese operating company. Therefore, an investor in the listed shell company, such as the Fund, will have exposure to the Chinese-based operating company only through contractual arrangements and has no ownership in the Chinese-based operating company. Furthermore, because the shell company only has specific rights provided for in these service agreements with the VIE, its abilities to control the activities at the Chinese-based operating company are limited and the operating company may engage in activities that negatively impact investment value.

While the VIE structure has been widely adopted, it is not formally recognized under Chinese law and therefore there is a risk that the Chinese government could prohibit the existence of such structures or negatively impact the VIE's contractual arrangements with the listed shell company by making them invalid. If these contracts were found to be unenforceable under Chinese law, investors in the listed shell company, such as the Fund, may suffer significant losses with little or no recourse available. If the Chinese government determines that the agreements establishing the VIE structures do not comply with Chinese law and regulations, including those related to restrictions on foreign ownership, it could subject a Chinese-based issuer to penalties, revocation of business and operating licenses, or forfeiture of ownership interest. In addition, the listed shell company's control over a VIE may also be jeopardized if a natural person who holds the equity interest in the VIE breaches the terms of the agreement, is subject to legal proceedings or if any physical instruments for authenticating documentation, such as chops and seals, are used without the Chinese-based issuer's authorization to enter into contractual arrangements in China. Chops and seals, which are carved stamps used to sign documents, represent a legally binding commitment by the company. Moreover, any future regulatory action may prohibit the ability of the shell company to receive the economic benefits of the Chinese-based operating company, which may cause the value of the Fund's investment in the listed shell company to suffer a significant loss. For example, in 2021, the Chinese government prohibited use of the VIE structure for investment in after-school tutoring companies. There is no guarantee that the government will not place similar restrictions on other industries.

Chinese equities that utilize the VIE structure to list in the U.S. as ADRs face the risk of regulatory action from U.S. authorities, including the risk of delisting. This will depend in part on whether U.S. regulatory authorities are satisfied with their access to mainland China and Hong Kong for the purpose of conducting inspections on the quality of audits for these companies. Although the U.S. and China reached an agreement in September 2022 to grant the U.S. access for such inspections, there is no guarantee that the agreement will be enforced or that U.S. regulatory authorities will continue to feel satisfied with their access.

Risk of Investing in Developed Markets

Risk of Investing in Developed Markets applies to the Global X S&P 500® Covered Call ETF, Global X NASDAQ 100® Covered Call ETF, Global X Russell 2000 Covered Call ETF, Global X NASDAQ 100® Covered Call & Growth ETF, Global X S&P 500 Covered Call & Growth ETF, Global X Nasdaq 100 Risk Managed Income ETF, Global X S&P 500 Risk Managed Income ETF, Global X Dow 30 Covered Call ETF, Global X Russell 2000 Covered Call & Growth ETF, Global X Financials Covered Call & Growth ETF, Global X Health Care Covered Call & Growth ETF, Global X Information Technology Covered Call & Growth ETF, Global X Nasdaq 100 ESG Covered Call ETF, Global X S&P 500 ESG Covered Call ETF and Global X Dow 30 Covered Call & Growth ETF

Investment in developed country issuers may subject the Fund to regulatory, political, currency, security, and economic risk specific to developed countries. Developed countries generally tend to rely on services sectors (e.g., the financial services sector) as the primary means of economic growth. A prolonged slowdown in, among others, services

sectors is likely to have a negative impact on economies of certain developed countries, although economies of individual developed countries can be impacted by slowdowns in other sectors. In the past, certain developed countries have been targets of terrorism, and some geographic areas in which the Fund invests have experienced strained international relations due to territorial disputes, historical animosities, defense concerns and other security concerns. These situations may cause uncertainty in the financial markets in these countries or geographic areas and may adversely affect the performance of the issuers to which the Fund has exposure. Heavy regulation of certain markets, including labor and product markets, may have an adverse effect on certain issuers. Such regulations may negatively affect economic growth or cause prolonged periods of recession. Many developed countries are heavily indebted and face rising healthcare and retirement expenses and may be underprepared for global health crises. For example, the rapid and global spread of a highly contagious novel coronavirus respiratory disease, designated COVID-19, resulted in extreme volatility in the financial markets and severe losses; reduced liquidity of many instruments; restrictions on international and, in some cases, local travel; significant disruptions to business operations (including business closures); strained healthcare systems; disruptions to supply chains, consumer demand and employee availability; and widespread uncertainty regarding the duration and long-term effects of this pandemic. In addition, price fluctuations of certain commodities and regulations impacting the import of commodities may negatively affect developed country economies.

Risk of Investing in Emerging Markets

Risk of Investing in Emerging Markets applies to the Global X MSCI Emerging Markets Covered Call ETF

The securities markets of emerging market countries may be less liquid, subject to greater price volatility, have smaller market capitalizations, have less government regulation and not be subject to as extensive and frequent accounting, financial and other reporting requirements as the securities markets of more developed countries, as has historically been the case. Issuers and securities markets in emerging markets are generally not subject to as extensive and frequent accounting, financial and other reporting requirements or as comprehensive government regulations as are issuers and securities markets in the developed markets. In particular, the assets and profits appearing on the financial statements of emerging market issuers may not reflect their financial position or results of operations in the same manner as financial statements for developed market issuers. Substantially less information may be publicly available about emerging market issuers than is available about issuers in developed markets. It may be difficult or impossible for the Fund to pursue claims against an emerging market issuer in the courts of an emerging market country. There may be significant obstacles to obtaining information necessary for investigations into or litigation against emerging market companies and shareholders may have limited legal rights and remedies.

Emerging markets are generally located in the Asia and Pacific regions, the Middle East, Eastern Europe, Latin America, and Africa. Emerging markets typically are classified as such by lacking one or more of the following characteristics: sustainability of economic development, large and liquid securities markets, openness to foreign ownership, ease of capital inflows and outflows, efficiency of the market's operational framework, and/or stability of the institutional framework. The Fund's purchase and sale of portfolio securities in certain emerging market countries may be constrained by limitations relating to daily changes in the prices of listed securities, periodic trading or settlement volume and/or limitations on aggregate holdings of foreign investors. Such limitations may be computed based on the aggregate trading volume by or holdings of the Fund, the Adviser, its affiliates and their respective clients and other service providers. The Fund may not be able to sell securities in circumstances where price, trading or settlement volume limitations have been reached.

Foreign investment in the securities markets of certain emerging market countries is restricted or controlled to varying degrees, which may limit investment in such countries or increase the administrative costs of such investments. For example, certain Asian countries require government approval prior to investments by foreign persons or limit investment by foreign persons to only a specified percentage of an issuer's outstanding securities or a specific class of securities which may have less advantageous terms (including price) than securities of the issuer available for purchase by nationals. In addition, certain countries may restrict or prohibit investment opportunities in issuers or industries deemed important to national interests. Such restrictions may affect the market price, liquidity and rights of securities that may be purchased by the Fund. The repatriation of both investment income and capital from certain emerging market countries is subject to restrictions, such as the need for governmental consents. In situations where a country restricts direct investment in securities (which may occur in certain Asian, Latin American and other countries), the Fund may invest in such countries through other investment funds in such countries. Certain emerging market countries may have privatized, or have begun the process of privatizing, certain entities and industries. Privatized entities may lose money or be re-nationalized.

Many emerging market countries have experienced currency devaluations, substantial (and, in some cases, extremely high) rates of inflation, and economic recessions. These circumstances have had a negative effect on the economies and securities markets of those emerging market countries. Economies in emerging market countries generally are dependent upon commodity prices and international trade and, accordingly, have been, and may continue to be, affected adversely by the economies of their trading partners, trade barriers, exchange controls, managed adjustments in relative currency values and other protectionist measures imposed or negotiated by the countries with which they trade. As a result, emerging market countries are particularly vulnerable to downturns of the world economy.

Many emerging market countries are subject to a substantial degree of economic, political and social instability. Governments of some emerging market countries are authoritarian in nature or have been installed or removed as a result of military coups, while governments in other emerging market countries have periodically used force to suppress civil dissent. Disparities of wealth, the pace and success of democratization, and ethnic, religious and racial disaffection, among other factors, have also led to social unrest, violence and/or labor unrest in some emerging market countries. Many emerging market countries have experienced strained international relations due to border disputes, historical animosities or other defense concerns. These situations may cause uncertainty in the markets and may adversely affect the performance of these economies. Unanticipated political, social, and public health developments may result in sudden and significant investment losses. Many emerging markets may be underprepared for global health crises. For example, the rapid and global spread of a highly contagious novel coronavirus respiratory disease, designated COVID-19, has resulted in extreme volatility in the financial markets and severe losses; reduced liquidity of many instruments; restrictions on international and, in some cases, local travel; significant disruptions to business operations (including business closures); strained healthcare systems; disruptions to supply chains, consumer demand and employee availability; and widespread uncertainty regarding the duration and long-term effects of this pandemic. Investing in emerging market countries involves greater risk of loss due to expropriation, nationalization, confiscation of assets and property or the imposition of restrictions on foreign investments and on repatriation of capital invested. As an example, in the past some Eastern European governments have expropriated substantial amounts of private property, and many claims of the property owners have never been fully settled. There is no assurance that similar expropriations will not occur in other emerging market countries, including China.

As a result of heightened geopolitical tensions, various countries have imposed economic sanctions, imposed non-trade barriers and renewed existing economic sanctions on specific emerging markets and on issuers within those markets. These non-trade barriers consist of prohibiting certain securities trades, prohibiting certain private transactions in certain sectors and with respect to certain companies, asset freezes, and prohibition of all business, against certain individuals and companies. The United States and other nations or international organizations may impose additional, broader economic sanctions or take other actions that may adversely affect certain emerging markets in the future. These actions, any future sanctions or other actions, or even the threat of further sanctions or other actions, may negatively affect the value and liquidity of the Fund's investments. For example, the Fund may be prohibited from investing in securities issued by companies subject to such sanctions. In addition, sanctions may require the Fund to freeze its existing investments, prohibiting the Fund from buying, selling or otherwise transacting in these investments. Also, if an affected security is included in the Fund's Underlying Index, the Fund may, where practicable, seek to eliminate its holdings of the affected security by employing or augmenting its representative sampling strategy to seek to track the investment results of the Underlying Index. The use of (or increased use of) a representative sampling strategy may increase the Fund's tracking error risk. Actions barring some or all transactions with a specific company will likely have a substantial, negative impact on the value of such company's securities. These sanctions may also lead to changes in the Fund's Underlying Index. The Fund's index provider may remove securities from the Underlying Index or implement caps on the securities of certain issuers that have been subject to recent economic sanctions. In such an event, it is expected that the Fund will rebalance its portfolio to bring it in line with its Underlying Index as a result of any such changes, which may result in transaction costs and increased tracking error. The Fund's investment in emerging market countries may also be subject to withholding or other taxes, which may be significant and may reduce the return to the Fund from an investment in such countries.

Settlement and clearance procedures in emerging market countries are frequently less developed and reliable than those in the United States and may involve the Fund's delivery of securities before receipt of payment for their sale. In addition, significant delays may occur in certain markets in registering the transfer of securities. Settlement, clearance or registration problems may make it more difficult for the Fund to value its portfolio securities and could cause the Fund to miss attractive investment opportunities, to have a portion of its assets uninvested or to incur losses due to the failure of a counterparty to pay for securities the Fund has delivered or the Fund's inability to complete its contractual obligations because of theft or other reasons. In addition, local agents and depositories are subject to local standards of care that may not be as rigorous as developed countries. Governments and other groups may also require local agents

to hold securities in depositories that are not subject to independent verification. The less developed a country's securities market, the greater the risk to the Fund.

The creditworthiness of the local securities firms used by the Fund in emerging market countries may not be as sound as the creditworthiness of firms used in more developed countries. As a result, the Fund may be subject to a greater risk of loss if a securities firm defaults in the performance of its responsibilities.

The Fund's use of foreign currency management techniques in emerging market countries may be limited. Due to the limited market for these instruments in emerging market countries, all or a significant portion of the Fund's currency exposure in emerging market countries may not be covered by such instruments.

Rising interest rates, combined with widening credit spreads, could negatively impact the value of emerging market debt and increase funding costs for foreign issuers. In such a scenario, foreign issuers might not be able to service their debt obligations, the market for emerging market debt could suffer from reduced liquidity, and the Fund could lose money.

Certain issuers in emerging market countries may utilize share blocking schemes. Share blocking refers to a practice, in certain foreign markets, where voting rights related to an issuer's securities are predicated on these securities being blocked from trading at the custodian or sub-custodian level, for a period of time around a shareholder meeting. These restrictions have the effect of barring the purchase and sale of certain voting securities within a specified number of days before and, in certain instances, after a shareholder meeting where a vote of shareholders will be taken. Share blocking may prevent the Fund from buying or selling securities for a period of time. During the time that shares are blocked, trades in such securities will not settle. The blocking period can last up to several weeks. The process for having a blocking restriction lifted can be quite onerous with the particular requirements varying widely by country. In addition, in certain countries, the block cannot be removed. As a result of the ramifications of voting ballots in markets that allow share blocking, the Adviser, on behalf of the Fund, reserves the right to abstain from voting proxies in those markets.

Risk of Investing in India

Risk of Investing in India applies to the Global X MSCI Emerging Markets Covered Call ETF

India is an emerging market country and exhibits significantly greater market volatility from time to time in comparison to more developed markets. Political and legal uncertainty, greater government control over the economy, currency fluctuations or blockage, and the risk of nationalization or expropriation of assets may result in higher potential for losses.

Moreover, governmental actions can have a significant effect on the economic conditions in India, which could adversely affect the value and liquidity of the Fund's investments. The securities markets in India are comparatively underdeveloped, and stockbrokers and other intermediaries may not perform as well as their counterparts in the United States and other more developed securities markets. The limited liquidity of the Indian securities markets may also affect the Fund's ability to acquire or dispose of securities at the price and time that it desires. The government's efforts to combat the shadow economy and counterfeit cash have previously resulted in disruptions to the economy, notably with the demonetization of certain denominations of the Indian Rupee in 2016, which brought about cash shortages and damaged foreign investor trust.

Global factors and foreign actions may inhibit the flow of foreign capital on which India is dependent to sustain its growth. India's strained relations with neighboring countries like Pakistan and China could result in geopolitical risk that has an adverse impact on the Indian economy and stock market. In addition, the Reserve Bank of India ("RBI") has imposed limits on foreign ownership of Indian securities, which may limit the amount the Fund can invest in certain types of companies. Foreign ownership limits generally apply to investment in certain sectors which the RBI has determined that local ownership is strategically important, such as banking and insurance, but may be applied to other types of companies by the RBI from time to time. These factors, coupled with the lack of extensive accounting, auditing and financial reporting standards and practices, as compared to the U.S., may increase the Fund's risk of loss. In addition, a significant portion of India's non-agricultural employment remains concentrated in the informal labor market, which may lower visibility into India's economy and the activities of Indian companies.

Further, certain Indian regulatory approvals, including approvals from the Securities and Exchange Board of India ("SEBI"), the RBI, the central government and the tax authorities (to the extent that tax benefits need to be utilized),

may be required before the Fund can make investments in the securities of Indian companies. Capital gains from Indian securities may be subject to local taxation.

Risk of Investing in South Korea

Risk of Investing in South Korea applies to the Global X MSCI Emerging Markets Covered Call ETF

Investments in South Korean issuers involve risks that are specific to South Korea, including legal, regulatory, political, currency, security and economic risks. Substantial political tensions exist between North Korea and South Korea. Escalated tensions involving the two nations and the outbreak of hostilities between the two nations, or even the threat of an outbreak of hostilities, could have a severe adverse effect on the South Korean economy. In addition, South Korea's economic growth potential has recently been on a decline because of a rapidly aging population and structural problems, among other factors. The South Korean economy is heavily reliant on trading exports and disruptions or decreases in trade activity could lead to further declines.

Risk of Investing in Taiwan

Risk of Investing in Taiwan applies to the Global X MSCI Emerging Markets Covered Call ETF

Investments in Taiwanese issuers may subject the Fund to legal, regulatory, political, currency and economic risks that are specific to Taiwan. Specifically, Taiwan's geographic proximity and history of political contention with China have resulted in ongoing tensions between the two countries. These tensions may materially affect the Taiwanese economy and its securities market. These tensions may evolve into a military conflict between China and Taiwan, with potential participation by other regional powers such as the US and Japan. Taiwan's lack of formal recognition by most countries around the world leaves its legal status ambiguous and often prevents Taiwan from membership in international organizations. The establishment of diplomatic ties between Taiwan and another country could result in both Taiwan and that country facing economic or diplomatic retaliation from China. Taiwan's economy is export-oriented, so it depends on an open world trade regime and remains vulnerable to fluctuations in the world economy. Rising labor costs and increasing environmental consciousness have led some labor-intensive industries to relocate to countries with cheaper work forces, and continued labor outsourcing may adversely affect the Taiwanese economy.

Risk of Investing in the United States

Risk of Investing in the United States applies to the Global X S&P 500® Covered Call ETF, Global X NASDAQ 100® Covered Call ETF, Global X Russell 2000 Covered Call ETF, Global X NASDAQ 100® Covered Call & Growth ETF, Global X S&P 500 Covered Call & Growth ETF, Global X Nasdaq 100 Risk Managed Income ETF, Global X S&P 500 Risk Managed Income ETF, Global X Dow 30 Covered Call ETF, Global X Russell 2000 Covered Call & Growth ETF, Global X Financials Covered Call & Growth ETF, Global X Health Care Covered Call & Growth ETF, Global X Information Technology Covered Call & Growth ETF, Global X Nasdaq 100 ESG Covered Call ETF, Global X S&P 500 ESG Covered Call ETF and Global X Dow 30 Covered Call & Growth ETF

A decrease in imports or exports, changes in trade regulations and/or an economic recession in the U.S. may have a material adverse effect on the U.S. economy and the securities listed on U.S. exchanges. Proposed and adopted policy and legislative changes in the U.S. are changing many aspects of financial and other regulation and may have a significant effect on the U.S. markets generally, as well as on the value of certain securities. In addition, a continued rise in the U.S. public debt level or the imposition of U.S. austerity measures may adversely affect U.S. economic growth and the securities to which the Fund has exposure. The U.S. has developed increasingly strained relations with a number of foreign countries. If these relations continue to worsen, it could adversely affect U.S. issuers as well as non-U.S. issuers that rely on the U.S. for trade. The U.S. has also experienced increased internal unrest and discord. If this trend were to continue, it may have an adverse impact on the U.S. economy and the issuers in which the Fund invests.

Geographic Economic Exposure Risk

Geographic Economic Exposure Risk applies to each Fund

The constituents held by the Fund may have partners, suppliers and/or customers located in various geographic regions, and the geographic regions in which Fund constituents are located may have trading partners in other geographic regions. As a result, an economic downturn in one or more of these regions may impact the performance of the constituents in which the Fund

invests, even if the Fund does not invest directly in companies located in such region. The risks related to such regions may include:

African Economic Risk

The economies of African countries are subject to risks not typically associated with more developed economies, countries or geographic regions. Such heightened risks include, among others, expropriation and/or nationalization of assets, restrictions on and government intervention in international trade, confiscatory taxation, political instability, including authoritarian and/or military involvement in governmental decision making, armed conflict, civil war, and social instability as a result of religious, ethnic and/or socioeconomic unrest.

The securities markets in Africa are underdeveloped and are often considered to be less correlated to global economic cycles than markets located in more developed countries or geographic regions. Securities markets in Africa are subject to greater risks associated with market volatility, lower market capitalization, lower trading volume, illiquidity, inflation, greater price fluctuations, uncertainty regarding the existence of trading markets, governmental control and heavy regulation of labor and industry. Moreover, trading on securities markets may be suspended altogether.

Certain governments in Africa may restrict or control to varying degrees the ability of foreign investors to invest in securities of issuers located or operating in those countries. These restrictions and/or controls may at times limit or prevent foreign investment in securities of issuers located or operating in countries in Africa. Moreover, certain countries in Africa may require governmental approval or special licenses prior to investment by foreign investors; may limit the amount of investment by foreign investors in a particular industry and/or issuer; may limit such foreign investment to a certain class of securities of an issuer that may have less advantageous rights than the classes available for purchase by domestic investors of those countries; and/or may impose additional taxes on foreign investors. These factors, among others, make investing in issuers located or operating in countries in Africa significantly riskier than investing in issuers located or operating in more developed countries.

Asian Economic Risk

Many Asian economies have experienced rapid growth and industrialization in recent years, but there is no assurance that this growth rate will be maintained. Other Asian economies, however, have experienced high inflation, high unemployment, currency devaluations and restrictions, and over-extension of credit. Geopolitical hostility, political instability, as well as economic or environmental events in any one Asian country may have a significant economic effect on the entire Asian region, as well as on major trading partners outside Asia. Any adverse event in the Asian markets may have a significant adverse effect on some or all of the economies of the countries in which the Fund invests. Many Asian countries are subject to political risk, including political instability, corruption and regional conflict with neighboring countries. Hong Kong is currently administered as a Special Administrative Region under the sovereignty of the People's Republic of China, but pro-independence sentiment and political dissatisfaction towards China have resulted and may continue to result in widespread protests. In 2020, China passed the National Security Law in Hong Kong, which tightened political freedoms and heightens risk for any businesses or individuals that express pro-independence views. North Korea and South Korea each have substantial military capabilities, and historical tensions between the two countries present the risk of war. Escalated tensions involving the two countries and any outbreak of hostilities between the two countries, or even the threat of an outbreak of hostilities, could have a severe adverse effect on the entire Asian region. Maritime disputes in the South China Sea are complex and involve conflicting claims by China, Brunei, Indonesia, Malaysia, the Philippines, Taiwan and Vietnam, and there is a risk that these disputes could escalate into armed conflict between any of the aforementioned countries. Furthermore, there are numerous disputes over islands in East Asia that pose security risks, including but not necessarily limited to the Liancourt Rocks dispute between Japan and Korea, the Senkaku/Diaoyu Islands dispute between China and Japan, and the Kuril Islands dispute between Japan and Russia. Although Taiwan currently has a government that is separate from that of the People's Republic of China, the PRC lays claim to Taiwan and has enacted legislation mandating military invasion should Taiwan's government formally declare independence. China may also choose to launch an invasion of Taiwan even without the Taiwanese government formally declaring independence and there is a high risk that such a conflict would draw in other actors such as the United States and Japan. In response to the elevated risk of conflict in Taiwan, in 2022 the government of Japan moved to dramatically raise its defense budget and lift longstanding restrictions on obtaining missiles with strike capabilities. Certain Asian countries have also developed increasingly strained relationships with the U.S., and if these relations were to worsen, they could adversely affect Asian issuers that rely on the U.S. for trade. In addition, many Asian countries are subject to social and labor risks associated with demands for improved political, economic and social conditions.

Australasian Economic Risk

The economies of Australasia, which include Australia and New Zealand, are dependent on exports from the agricultural and mining sectors. This makes Australasian economies susceptible to fluctuations in the commodity markets. Australasian economies are also increasingly dependent on their growing service industries. Because the economies of Australasia are dependent on the economies of Asia, Europe and the United States as key trading partners and investors, reduction in spending by any of these trading partners on Australasian products and services, or negative changes in any of these economies, may cause an adverse impact on some or all of the Australasian economies.

European Economic Risk

The economies of Europe are highly dependent on each other, both as key trading partners and, in many cases, as fellow members maintaining the euro. Decreasing European imports, new trade regulations, changes in exchange rates, a recession in Europe, or a slowing of economic growth in this region could have an adverse impact on the securities in which the Fund invests. Reduction in trading activity among European countries may cause an adverse impact on each nation's individual economies. The Economic and Monetary Union of the European Union (the "EU") requires compliance with restrictions on inflation rates, deficits, interest rates, debt levels and fiscal and monetary controls, each of which may significantly affect every country in Europe, including those countries that are not members of the EU. Decreasing imports or exports, changes in governmental or EU regulations on trade, changes in the exchange rate of the euro, the default or threat of default by an EU member country on its sovereign debt, and recessions in an EU member country may have a significant adverse effect on the economies of EU member countries and their trading partners. The European financial markets have historically experienced volatility and adverse trends due to concerns about economic downturns or rising government debt levels in several European countries, including, but not limited to, Austria, Belgium, Cyprus, France, Greece, Ireland, Italy, Portugal, Spain and Ukraine. These events have adversely affected the exchange rate of the euro and may continue to significantly affect European countries.

Latin American Economic Risk

High interest rates, inflation, government defaults and unemployment rates are characteristics of the economies in some Latin American countries. Currency devaluations in any Latin American country can have a significant effect on the entire region. Because commodities such as oil and gas, minerals and metals can represent a significant percentage of the region's exports, the economies of Latin American countries may be particularly sensitive to fluctuations in commodity prices. As a result, the economies in many Latin American countries could experience significant volatility. Political stability is also a concern in Latin America, with the risk of contested election results, military coups, and mass social disorder presenting complex risks.

Middle East Economic Risk

Middle Eastern governments have exercised and continue to exercise substantial influence over many aspects of the private sector. Many economies in the Middle East are highly reliant on income from the sale of oil or trade with countries involved in the sale of oil, and their economies are therefore vulnerable to changes in the market for oil and foreign currency values. As global demand for oil fluctuates, many Middle Eastern economies may be significantly impacted. A sustained decrease in commodity prices could have a significant negative impact on all aspects of the economy in the region. Middle Eastern economies may be subject to acts of terrorism, political strife, religious, ethnic or socioeconomic unrest and sudden outbreaks of hostilities with neighboring countries. Certain Middle Eastern countries have strained relations with other Middle Eastern countries due to territorial disputes, historical animosities, international alliances, religious tensions or defense concerns, which may adversely affect the economies of these countries. Certain Middle Eastern countries experience significant unemployment, as well as widespread underemployment. Many Middle Eastern countries have little or no democratic tradition. Many Middle Eastern countries periodically have experienced political, economic and social unrest as protestors have called for widespread reform. Some of these protests have resulted in a governmental regime change, internal conflict or civil war. If further regime changes were to occur, internal conflict were to intensify, or a civil war were to continue in any of these countries, such instability could adversely affect the economies of Middle Eastern countries.

North American Economic Risk

A decrease in imports or exports, changes in trade regulations or an economic recession in any North American country can have a significant economic effect on the entire North American region and on some or all of the North

American countries to which the Fund has economic exposure. The U.S. is Canada's and Mexico's largest trading and investment partner. The Canadian and Mexican economies are significantly affected by developments in the U.S. economy. Since the implementation of the North American Free Trade Agreement (“NAFTA”) in 1994 among Canada, the U.S. and Mexico, total merchandise trade among the three countries has increased. However, political developments in the U.S., including the renegotiation of NAFTA and imposition of tariffs by the U.S., may have implications for the trade arrangements among the U.S., Mexico and Canada, which could negatively affect the value of securities held by the Fund. Policy and legislative changes in any of the three countries may have a significant effect on North American economies generally, as well as on the value of certain securities held by the Fund.

International Closed Market Trading Risk

International Closed Market Trading Risk applies to the Global X MSCI Emerging Markets Covered Call ETF

To the extent that the underlying investments held by the Fund trade on foreign exchanges that may be closed when the securities exchange on which the Fund’s Shares trade is open, there are likely to be deviations between the current price of such an underlying security and the last quoted price for the underlying security (i.e., the Fund’s quote from the closed foreign market). These deviations could result in premiums or discounts to the Fund’s NAV that may be greater than those experienced by other ETFs.

Issuer Risk

Issuer Risk applies to each Fund

Issuer risk is the risk that any of the individual companies that the Fund invests in may perform badly, causing the value of its securities to decline. Poor performance may be caused by poor management decisions, competitive pressures, changes in technology, disruptions in supply, labor problems or shortages, corporate restructurings, fraudulent disclosures or other factors. Issuers may, in times of distress or on their own discretion, decide to reduce or eliminate dividends, which would also cause their stock prices to decline.

Market Risk

Market Risk applies to each Fund

Market risk is the risk that the value of the securities in which the Fund invests may go up or down in response to the prospects of individual issuers and/or general economic conditions. Turbulence in the financial markets and reduced liquidity may negatively affect issuers, which could have an adverse effect on the Fund. If the securities held by the Fund experience poor liquidity, the Fund may be unable to transact at advantageous times or prices, which may decrease the Fund’s returns. In addition, there is a risk that policy changes by central governments and governmental agencies, including the Federal Reserve or the European Central Bank, which could include increasing interest rates, could cause increased volatility in financial markets and lead to higher levels of Fund redemptions from Authorized Participants, which could have a negative impact on the Fund. Furthermore, local, regional or global events such as war, acts of terrorism, the spread of infectious illness or other public health issues, recessions, raising of interest rates, or other events could have a significant impact on the Fund and its investments and trading of its Shares. This increases the risk that monetary policy may provide less support should economic growth slow. Additionally, China’s shift away from their zero-COVID policy creates both opportunities and risks, establishing China as the wildcard for global economic growth. Market risk factors may result in increased volatility and/or decreased liquidity in the securities markets. The Fund’s NAV could decline over short periods due to short-term market movements and over longer periods during market downturns.

New Fund Risk

New Fund Risk applies to the Global X Dow 30 Covered Call ETF, Global X Russell 2000 Covered Call & Growth ETF, Global X Financials Covered Call & Growth ETF, Global X Health Care Covered Call & Growth ETF, Global X Information Technology Covered Call & Growth ETF, Global X Nasdaq 100 ESG Covered Call ETF, Global X S&P 500 ESG Covered Call ETF, Global X Dow 30 Covered Call & Growth ETF and Global X MSCI Emerging Markets Covered Call ETF

The Fund is a new fund, with no operating history or a limited operating history, as applicable, which may result in additional risks for investors in the Fund. There can be no assurance that the Fund will grow to or maintain an economically viable size, in which case the Board of Trustees may determine to liquidate the Fund. While shareholder interests will be the paramount consideration, the timing of any liquidation may not be favorable to certain individual shareholders. From time to time an

Authorized Participant, a third-party investor, the Adviser or another affiliate of the Adviser or the Fund may invest in the Fund and hold its investment for a specific period of time in order to facilitate commencement of the Fund's operations or for the Fund to achieve size or scale. There can be no assurance that any such entity would not redeem its investment or that the size of the Fund would be maintained at such levels which could negatively impact the Fund.

Non-Diversification Risk

Non-Diversification Risk applies to the Global X NASDAQ 100® Covered Call ETF, Global X NASDAQ 100® Covered Call & Growth ETF, Global X Nasdaq 100 Risk Managed Income ETF, Global X Dow 30 Covered Call ETF, Global X Financials Covered Call & Growth ETF, Global X Health Care Covered Call & Growth ETF, Global X Information Technology Covered Call & Growth ETF, Global X Nasdaq 100 ESG Covered Call ETF, Global X S&P 500 ESG Covered Call ETF and Global X Dow 30 Covered Call & Growth ETF

The Fund is classified as a “non-diversified” investment company under the 1940 Act. This means that the Fund may invest most of its assets in securities issued by or representing a small number of companies. As a result, the Fund may be more susceptible to the risks associated with these particular companies, or to a single economic, political or regulatory occurrence affecting these companies.

Operational Risk

Operational Risk applies to each Fund

The Fund is exposed to operational risk arising from a number of factors, including but not limited to human error, processing and communication errors, errors of the Fund's service providers, counterparties or other third-parties, failed or inadequate processes and technology or systems failures.

With the increased use of technologies such as the internet to conduct business, the Fund, Authorized Participants, service providers and the relevant listing exchange are susceptible to operational, information security and related “cyber” risks both directly and through their service providers. Similar types of cyber security risks are also present for issuers of securities in which the Fund invests, which could result in material adverse consequences for such issuers and may cause the Fund's investment in such portfolio companies to lose value. Unlike many other types of risks faced by the Fund, these risks typically are not covered by insurance. In general, cyber incidents can result from deliberate attacks or unintentional events. Cyber incidents include, but are not limited to, gaining unauthorized access to digital systems (e.g., through “hacking” or malicious software coding) for purposes of misappropriating assets or sensitive information, corrupting data, or causing operational disruption. Cyber-attacks may also be carried out in a manner that does not require gaining unauthorized access, such as causing denial-of-service attacks on websites (i.e., efforts to make network services unavailable to intended users). Recently, geopolitical tensions may have increased the scale and sophistication of deliberate attacks, particularly those from nation-states or from entities with nation-state backing. Cyber security failures by or breaches of the systems of the Adviser and the Fund's distributor and other service providers (including, but not limited to, the Index Provider, fund accountants, custodians, transfer agents and administrators), market makers, Authorized Participants, or the issuers of securities in which the Fund invests, have the ability to cause disruptions and impact business operations, potentially resulting in: financial losses, interference with the Fund's ability to calculate its NAV, disclosure of confidential trading information, impediments to trading, submission of erroneous trades or erroneous creation or redemption orders, the inability of the Fund or its service providers to transact business, violations of applicable privacy and other laws, regulatory fines, penalties, reputational damage, reimbursement or other compensation costs, or additional compliance costs. In addition, cyber-attacks may render records of Fund assets and transactions, shareholder ownership of Fund Shares, and other data integral to the functioning of the Fund inaccessible or inaccurate or incomplete. Substantial costs may be incurred by the Fund in order to resolve or prevent cyber incidents in the future. While the Fund has established business continuity plans in the event of, and risk management systems to prevent, such cyber-attacks, there are inherent limitations in such plans and systems, including the possibility that certain risks have not been identified and that prevention and remediation efforts will not be successful. Furthermore, the Fund cannot control the cyber security plans and systems put in place by service providers to the Fund, issuers in which the Fund invests, the Index Provider, market makers or Authorized Participants. The Fund and its shareholders could be negatively impacted as a result.

The Fund and the Adviser seek to reduce these operational risks through controls and procedures. However, these measures do not address every possible risk and may be inadequate for those risks that they are intended to address.

Options Premium Tax Risk

Options Premium Tax Risk applies to each Fund

The Fund's investment strategy may increase the amount of capital gain that the Fund realizes. As a result, the Fund will not be able to designate a portion of its distributions as being eligible for lower rates of tax in the hands of non-corporate shareholders (dividends that are commonly referred to as "qualified dividend income") or as being eligible for the dividends received deduction when received by certain corporate shareholders. For these reasons, a significant portion of income received from the Fund may be subject to tax at effective tax rates that are higher than the rates that would apply if the Fund were to engage in a different investment strategy. You should consult your tax advisor as to the tax consequences of acquiring, owning and disposing of Shares in the Fund.

Passive Investment Risk

Passive Investment Risk applies to each Fund

The Fund is not actively managed and may be affected by a general decline in market segments relating to the Underlying Index. The Fund invests in securities included in, or representative of, the Underlying Index regardless of their investment merits, and the Adviser does not otherwise attempt to take defensive positions in declining markets. Unlike many investment companies, the Fund does not seek to outperform its Underlying Index. Therefore, the Fund would not necessarily buy or sell a security unless that security is added or removed, respectively, from the Underlying Index, even if that security generally is underperforming. Additionally, if a constituent of the Underlying Index were removed, even outside of a regular rebalance of the Underlying Index, the Adviser anticipates that the Fund would sell such security. Maintaining investments in securities regardless of market conditions or the performance of individual securities could cause the Fund's return to be lower than if the Fund employed an active strategy.

Index-Related Risk

There is no guarantee that the Fund will achieve a high degree of correlation to the Underlying Index and therefore achieve its investment objective. Market disruptions and regulatory restrictions could have an adverse effect on the Fund's ability to adjust its exposure to the required levels in order to track the Underlying Index. Errors in index data, index computations and/or the construction of the Underlying Index in accordance with its methodology may occur from time to time and may not be identified and corrected by the Index Provider for a period of time or at all, which may have an adverse impact on the Fund and its shareholders.

Management Risk

The Fund may not fully replicate its Underlying Index and may hold securities not included in its Underlying Index. Therefore, the Fund is subject to management risk. That is, the Adviser's investment strategy, the implementation of which is subject to a number of constraints, may cause the Fund to underperform the market or its relevant benchmark or adversely affect the ability of the Fund to achieve its investment objective. While the Fund is passively managed, implementation of the Fund's principal investment strategy may result in tracking error risk, which is described below. The ability of the Adviser to successfully implement the Fund's investment strategies will influence the Fund's performance significantly.

Tracking Error Risk

Tracking error is the divergence of the Fund's performance from that of the Underlying Index. Tracking error may occur because of differences between the securities and other instruments held in the Fund's portfolio and those included in the Underlying Index, pricing differences (including differences between a security's price at the local market close and the Fund's valuation of a security at the time of calculation of the Fund's NAV), transaction costs incurred by the Fund, the Fund's holding of uninvested cash, differences in timing of the accrual of or the valuation of dividends or interest, tax gains or losses, changes to the Underlying Index or the costs to the Fund of complying with various new or existing regulatory requirements. This risk may be heightened during times of increased market volatility or other unusual market conditions. Tracking error also may result because the Fund incurs fees and expenses, while the Underlying Index does not. ETFs that track indices with significant weight in emerging markets issuers may experience higher tracking error than other ETFs that do not track such indices.

Risks Associated with Exchange-Traded Funds

Risks Associated with Exchange-Traded Funds applies to each Fund

As an ETF, the Fund is subject to the following risks:

Authorized Participants Concentration Risk

The Fund has a limited number of financial institutions that may act as Authorized Participants. Only Authorized Participants who have entered into agreements with the Fund's distributor may engage in creation or redemption transactions directly with the Fund, and none of those Authorized Participants is obligated to engage in creation and/or redemption transactions. To the extent that those Authorized Participants exit the business or are unable to process creation and/or redemption orders, such as in times of market stress, and no other Authorized Participant is able to step forward to create and redeem in either of those cases, Shares may trade like closed-end fund shares at a discount to NAV and/or at wider intraday bid-ask spreads, and may possibly face trading halts and/or delisting from the Exchange.

Large Shareholder Risk

Certain shareholders, including an Authorized Participant, the Adviser or an affiliate of the Adviser, may own a substantial amount of the Fund's Shares. Additionally, from time to time an Authorized Participant, a third-party investor, the Adviser, or an affiliate of the Adviser may invest in the Fund and hold its investment for a specific period of time in order to facilitate commencement of the Fund's operations or to allow the Fund to achieve size or scale. Redemptions by large shareholders could have a significant negative impact on the Fund. If a large shareholder were to redeem all, or a large portion, of its Shares, there is no guarantee that the Fund will be able to maintain sufficient assets to continue operations in which case the Board of Trustees may determine to liquidate the Fund. In addition, transactions by large shareholders may account for a large percentage of the trading volume on the Exchange and may, therefore, have a material upward or downward effect on the market price of the Shares.

Listing Standards Risk

The Fund is required to comply with listing requirements adopted by the listing exchange. Non-compliance with such requirements may result in the Fund's Shares being delisted by the listing exchange. Any resulting liquidation of the Fund could cause the Fund to incur elevated transaction costs and could result in negative tax consequences for its shareholders.

Market Trading Risks and Premium/Discount Risks

Absence of Active Market

Although Shares of the Fund are or will be listed for trading on a U.S. exchange and may be listed on certain foreign exchanges, there can be no assurance that an active trading market for the Shares will develop or be maintained.

Risks of Secondary Listings

The Fund's Shares may be listed or traded on U.S. and non-U.S. exchanges other than the U.S. exchange where the Fund's primary listing is maintained. There can be no assurance that the Fund's Shares will continue to trade on any such exchange or in any market or that the Fund's Shares will continue to meet the requirements for listing or trading on any exchange or in any market. The Fund's Shares may be less actively traded in certain markets than others, and investors are subject to the execution and settlement risks and market standards of the market where they or their brokers direct their trades for execution. Certain information available to investors who trade Shares on a U.S. exchange during regular U.S. market hours may not be available to investors who trade in other markets, which may result in secondary market prices in such markets being less efficient.

Secondary Market Trading Risk

Only Authorized Participants who have entered into agreements with the Fund's distributor may engage in creation or redemption transactions directly with the Fund. Shares of the Fund may trade in the secondary market on days when the Fund does not accept orders to purchase or redeem Shares from Authorized Participants. On such days, Shares may trade in the secondary market with more significant premiums or discounts than might be experienced on days when the Fund accepts purchase and redemption orders.

Secondary market trading in Fund Shares may be halted by a stock exchange because of market conditions or other reasons. In addition, trading in Fund Shares on a stock exchange or in any market may be subject to trading halts

caused by extraordinary market volatility pursuant to "circuit breaker" rules on the stock exchange or market. There can be no assurance that the requirements necessary to maintain the listing or trading of Fund Shares will continue to be met or will remain unchanged.

Shares of the Fund May Trade at Prices Other Than NAV

Shares of the Fund may trade at, above or below NAV. The per share NAV of the Fund will fluctuate with changes in the market value of the Fund's holdings. The trading prices of Shares will fluctuate in accordance with changes in the Fund's NAV as well as market supply and demand. The trading prices of the Fund's Shares may deviate significantly from NAV during periods of market volatility or when the Fund has relatively few assets or experiences a lower trading volume. In stressed market conditions, the market for the Shares may become less liquid in response to the deteriorating liquidity of the Fund's portfolio. Any of these factors may lead to the Fund's Shares trading at a premium or discount to NAV. While the creation/redemption feature is designed to make it likely that Shares normally will trade close to the Fund's NAV, market prices are not expected to correlate exactly with the Fund's NAV due to timing reasons as well as market supply and demand factors. In addition, disruptions to creations and redemptions or the existence of extreme market volatility may result in trading prices that differ significantly from NAV. If a shareholder purchases at a time when the market price is at a premium to the NAV or sells at a time when the market price is at a discount to the NAV, the shareholder may sustain losses.

Since foreign exchanges may be open on days when the Fund does not price Shares, the value of the securities in the Fund's portfolio may change on days when shareholders will not be able to purchase or sell Shares.

Costs of Buying or Selling Fund Shares

Buying or selling Fund Shares involves two types of costs that apply to all securities transactions. When buying or selling Shares of the Fund through a broker, you will likely incur a brokerage commission or other charges imposed by brokers as determined by that broker. In addition, you may incur the cost of the "spread" - that is, the difference between what professional investors are willing to pay for Fund Shares (the "bid" price) and the market price at which they are willing to sell Fund Shares (the "ask" price). Because of the costs inherent in buying or selling Fund Shares, frequent trading may detract significantly from investment results and an investment in Fund Shares may not be advisable for investors who anticipate regularly making small investments.

Trading Halt Risk

Trading Halt Risk applies to each Fund

An exchange or market may close or issue trading halts on specific securities, or the ability to buy or sell certain securities or financial instruments may be restricted, which may result in the Fund being unable to buy or sell certain securities or financial instruments. In such circumstances, the Fund may be unable to rebalance its portfolio, may be unable to accurately price its investments and/or may incur substantial trading losses.

Turnover Risk

Turnover Risk applies to the Global X S&P 500® Covered Call ETF, Global X NASDAQ 100® Covered Call ETF, Global X Russell 2000 Covered Call ETF, Global X NASDAQ 100® Covered Call & Growth ETF, Global X S&P 500 Covered Call & Growth ETF, Global X Nasdaq 100 Risk Managed Income ETF, Global X S&P 500 Risk Managed Income ETF, Global X Dow 30 Covered Call ETF, Global X Russell 2000 Covered Call & Growth ETF, Global X Financials Covered Call & Growth ETF, Global X Health Care Covered Call & Growth ETF, Global X Information Technology Covered Call & Growth ETF, Global X Nasdaq 100 ESG Covered Call ETF, Global X S&P 500 ESG Covered Call ETF, Global X Dow 30 Covered Call & Growth ETF

The Fund may engage in frequent and active trading, which may significantly increase the Fund's portfolio turnover rate. At times, the Fund may have a portfolio turnover rate substantially greater than 100%. For example, a portfolio turnover rate of 300% is equivalent to the Fund buying and selling all of its securities three times during the course of a year. A high portfolio turnover rate would result in high brokerage costs for the Fund, may result in higher taxes when Shares are held in a taxable account and lower Fund performance.

Valuation Risk

Valuation Risk applies to each Fund

The sales price the Fund could receive for a security may differ from the Fund's valuation of the security and may differ from the value used by the Underlying Index, particularly for securities that trade in low value or volatile markets or that are valued using a fair value methodology (such as during trading halts). Because non-U.S. exchanges may be open on days when the Fund does not price its Shares, the value of the securities in the Fund's portfolio may change on days when shareholders will not be able to purchase or sell the Fund's Shares.

A FURTHER DISCUSSION OF OTHER RISKS

Each Fund may also be subject to certain other risks associated with its investments and investment strategies.

Exclusion from the Definition of a Commodity Pool Operator Risk

With respect to the Fund, the Adviser has claimed an exclusion from the definition of "commodity pool operator" ("CPO") under the Commodity Exchange Act, as amended ("CEA"), and the rules of the Commodity Futures Trading Commission ("CFTC") and, therefore, is not subject to CFTC registration or regulation as a CPO. In addition, the Adviser is relying upon a related exclusion from the definition of "commodity trading advisor" ("CTA") under the CEA and the rules of the CFTC. The terms of the CPO exclusion require the Fund, among other things, to adhere to certain limits on its investments in "commodity interests." Commodity interests include commodity futures, commodity options and swaps. Because the Adviser and the Fund intend to comply with the terms of the CPO exclusion, the Fund may, in the future, need to adjust its investment strategies, consistent with its investment objective, to limit its investments in these types of instruments. The Fund is not intended as a vehicle for trading in the commodity futures, commodity options or swaps markets. The CFTC has neither reviewed nor approved the Adviser's reliance on these exclusions, or the Fund, its investment strategies or this Prospectus.

Leverage Risk

Under the 1940 Act, the Fund is permitted to borrow from a bank up to 33 1/3% of its net assets for short term or emergency purposes. The Fund may borrow money at fiscal quarter end to maintain the required level of diversification to qualify as a regulated investment company ("RIC") for purposes of the Internal Revenue Code of 1986, as amended (the "Code"). As a result, the Fund may be exposed to the risks of leverage, which may be considered a speculative investment technique. Leverage magnifies the potential for gain and loss on amounts invested and therefore increases the risks associated with investing in the Fund. If the value of the Fund's assets increases, then leveraging would cause the Fund's NAV to increase more sharply than it would have had the Fund not leveraged. Conversely, if the value of the Fund's assets decreases, leveraging would cause the Fund's NAV to decline more sharply than it otherwise would have had the Fund not leveraged. The Fund may incur additional expenses in connection with borrowings.

Qualification as a Regulated Investment Company Risk

The Fund must meet a number of diversification requirements to qualify as a RIC under Section 851 of the Code and, if qualified, to continue to qualify. If the Fund experiences difficulty in meeting those requirements for any fiscal quarter, it might enter into borrowings in order to increase the portion of the Fund's total assets represented by cash, cash items, and U.S. government securities shortly thereafter and, as of the close of the following fiscal quarter, to attempt to meet the requirements. However, the Fund may incur additional expenses in connection with any such borrowings, and increased investments by the Fund in cash, cash items, and U.S. government securities (whether the Fund makes such investments from borrowings) are likely to reduce the Fund's return to investors.

Tax Treaty Reclaims Uncertainty

When the Fund receives dividend and interest income (if any) from issuers in certain countries, such distributions may be subject to partial withholding by local tax authorities in order to satisfy potential local tax obligations. The Fund may file claims to recover such withholding tax in jurisdictions where withholding tax reclaim is possible, which may be the case as a result of bilateral treaties between the United States and local governments. Whether or when the Fund will receive a withholding tax refund in the future is within the control of the tax authorities in such countries. Where the Fund expects to recover withholding tax based on a continuous assessment of probability of recovery, the NAV of the Fund generally includes accruals for such tax refunds. The Fund continues to evaluate tax developments for potential impact to the probability of recovery. If the likelihood of receiving refunds materially decreases, for example due to a change in tax regulation or approach, accruals in the Fund's NAV for such refunds may need to be written down partially or in full, which will adversely affect that

Fund's NAV. Investors in the Fund at the time an accrual is written down will bear the impact of any resulting reduction in NAV regardless of whether they were investors during the accrual period. Conversely, if the Fund receives a tax refund that has not been previously accrued, investors in the Fund at the time the claim is successful will benefit from any resulting increase in the Fund's NAV. Investors who sold their shares prior to such time will not benefit from such NAV increase.

PORTFOLIO HOLDINGS INFORMATION

A description of the policies and procedures of Global X Funds® (the "Trust") with respect to the disclosure of the Funds' portfolio securities is available in the Funds' combined Statement of Additional Information ("SAI"). The top holdings of each Fund and Fund Fact Sheets providing information regarding each Fund's top holdings can be found at www.globalxetfs.com/explore/ (click on the name of your Fund) and may be requested by calling 1-888-493-8631.

FUND MANAGEMENT

Investment Adviser

Global X Management Company LLC (the "Adviser") serves as the investment adviser and the administrator for the Funds. Subject to the supervision of the Trust's Board of Trustees, the Adviser is responsible for managing the investment activities of the Funds and the Funds' business affairs and other administrative matters. The Adviser has been a registered investment adviser since 2008. The Adviser is a Delaware limited liability company with its principal offices located at 605 3rd Avenue, 43rd Floor, New York, New York 10158. As of February 1, 2024, the Adviser provided investment advisory services for assets of approximately \$44 billion.

Pursuant to a Supervision and Administration Agreement and subject to the general supervision of the Board of Trustees, the Adviser provides, or causes to be furnished, all supervisory, administrative and other services reasonably necessary for the operation of the Funds and also bears the costs of various third-party services required by the Funds, including audit, certain custody, portfolio accounting, legal, transfer agency and printing costs. The Supervision and Administration Agreement also requires the Adviser to provide investment advisory services to the Funds pursuant to an Investment Advisory Agreement.

Each Fund pays the Adviser a fee ("Management Fee") in return for providing investment advisory, supervisory and administrative services under an all-in fee structure. For the fiscal year ended October 31, 2023, the Funds paid a monthly Management Fee to the Adviser at the following annual rates (stated as a percentage of the average daily net assets of each Fund taken separately):

<u>Fund</u>	<u>Management Fee</u>
Global X S&P 500® Covered Call ETF	0.60%
Global X NASDAQ 100® Covered Call ETF	0.60%
Global X Russell 2000 Covered Call ETF	0.60% ¹
Global X Nasdaq 100® Covered Call & Growth ETF	0.60%
Global X S&P 500® Covered Call & Growth ETF	0.60%
Global X S&P 500® Risk Managed Income ETF	0.60%
Global X NASDAQ 100® Risk Managed Income ETF	0.60%
Global X Dow 30® Covered Call ETF	0.60%
Global X Russell 2000 Covered Call & Growth ETF	0.60% ²
Global X Financials Covered Call & Growth ETF	0.60% ³
Global X Health Care Covered Call & Growth ETF	0.60% ⁴
Global X Information Technology Covered Call & Growth ETF	0.60% ⁵
Global X Nasdaq 100 ESG Covered Call ETF	0.60%
Global X S&P 500 ESG Covered Call ETF	0.60%
Global X Dow 30® Covered Call & Growth ETF	0.60%

¹ Pursuant to an Expense Limitation Agreement, the Adviser has contractually agreed to reimburse or waive fees and/or limit expenses for the Global X Russell 2000 Covered Call ETF to the extent necessary to assure that the operating expenses of the Global X Russell 2000 Covered Call ETF (exclusive of taxes, brokerage fees, commissions, and other transaction expenses,

interest, and extraordinary expenses (such as litigation and indemnification expenses)) will not exceed 0.60% of the average daily net assets of the Global X Russell 2000 Covered Call ETF per year until at least March 1, 2025.

² Pursuant to an Expense Limitation Agreement, the Adviser has contractually agreed to reimburse or waive fees and/or limit expenses for the Global X Russell 2000 Covered Call & Growth ETF to the extent necessary to assure that the operating expenses of the Global X Russell 2000 Covered Call & Growth ETF (exclusive of taxes, brokerage fees, commissions, and other transaction expenses, interest, and extraordinary expenses (such as litigation and indemnification expenses)) will not exceed 0.60% of the average daily net assets of the Global X Russell 2000 Covered Call & Growth ETF per year until at least March 1, 2025.

³ Pursuant to an Expense Limitation Agreement, the Adviser has contractually agreed to reimburse or waive fees and/or limit expenses for the Global X Financials Covered Call & Growth ETF to the extent necessary to assure that the operating expenses of the Global X Financials Covered Call & Growth ETF (exclusive of taxes, brokerage fees, commissions, and other transaction expenses, interest, and extraordinary expenses (such as litigation and indemnification expenses)) will not exceed 0.60% of the average daily net assets of the Global X Financials Covered Call & Growth ETF per year until at least March 1, 2025.

⁴ Pursuant to an Expense Limitation Agreement, the Adviser has contractually agreed to reimburse or waive fees and/or limit expenses for the Global X Health Care Covered Call & Growth ETF to the extent necessary to assure that the operating expenses of the Global X Health Care Covered Call & Growth ETF (exclusive of taxes, brokerage fees, commissions, and other transaction expenses, interest, and extraordinary expenses (such as litigation and indemnification expenses)) will not exceed 0.60% of the average daily net assets of the Global X Health Care Covered Call & Growth ETF per year until at least March 1, 2025.

⁵ Pursuant to an Expense Limitation Agreement, the Adviser has contractually agreed to reimburse or waive fees and/or limit expenses for the Global X Information Technology Covered Call & Growth ETF to the extent necessary to assure that the operating expenses of the Global X Information Technology Covered Call & Growth ETF (exclusive of taxes, brokerage fees, commissions, and other transaction expenses, interest, and extraordinary expenses (such as litigation and indemnification expenses)) will not exceed 0.60% of the average daily net assets of the Global X Information Technology Covered Call & Growth ETF per year until at least March 1, 2025.

During the fiscal year ended October 31, 2023, the Funds listed below were not operational. The Management Fee for each Fund is at an annual rate (stated as a percentage of the average daily net assets of the Fund) as follows:

<u>Fund</u>	<u>Management Fee</u>
Global X MSCI Emerging Markets Covered Call ETF	0.60% ¹

¹ Pursuant to an Expense Limitation Agreement, the Adviser has contractually agreed to reimburse or waive fees and/or limit expenses for the Global X MSCI Emerging Markets Covered Call ETF to the extent necessary to assure that the operating expenses of the Global X MSCI Emerging Markets Covered Call ETF (exclusive of taxes, brokerage fees, commissions, and other transaction expenses, interest, and extraordinary expenses (such as litigation and indemnification expenses)) will not exceed 0.60% of the average daily net assets of the Global X MSCI Emerging Markets Covered Call ETF per year until at least March 1, 2025.

In addition, each Fund bears other fees and expenses that are not covered by the Supervision and Administration Agreement, which may vary and will affect the total ratio of a Fund, such as taxes, brokerage fees, commissions and other transaction expenses, interest and extraordinary expenses (such as litigation and indemnification expenses). The Adviser may earn a profit on the Management Fee paid by the Funds. Also, the Adviser, and not shareholders of the Funds, would benefit from any price decreases in third-party services, including decreases resulting from an increase in net assets.

The Adviser or its affiliates may pay compensation, out of profits derived from the Adviser's Management Fee or other resources and not as an additional charge to the Funds, to certain financial institutions (which may include banks, securities dealers and other industry professionals) for the sale and/or distribution of Fund Shares or the retention and/or servicing of Fund investors and Fund Shares ("revenue sharing"). These payments are in addition to any other fees described in the fee table or elsewhere in the Prospectus or SAI. Examples of "revenue sharing" payments include, but are not limited to, payments to financial institutions for "shelf space" or access to a third party platform or fund offering list or other marketing programs, including, but not limited to, inclusion of the Funds on preferred or recommended sales lists, mutual fund "supermarket" platforms and other formal sales programs; granting the Adviser access to the financial institution's sales force; granting the Adviser access to the financial institution's conferences and meetings; assistance in training and educating the financial

institution's personnel; and obtaining other forms of marketing support. The level of revenue sharing payments made to financial institutions may be a fixed fee or based upon one or more of the following factors: gross sales, current assets and/or number of accounts of a Fund attributable to the financial institution, or other factors as agreed to by the Adviser and the financial institution or any combination thereof. The amount of these revenue sharing payments is determined at the discretion of the Adviser from time to time, may be substantial, and may be different for different financial institutions depending upon the services provided by the financial institution. Such payments may provide an incentive for the financial institution to make Shares of the Funds available to its customers and may allow the Funds greater access to the financial institution's customers.

Approval of Advisory Agreement

Discussions regarding the basis for the Board of Trustees' approval of the Supervision and Administration Agreement and the related Investment Advisory Agreement for each Fund (other than the Global X S&P Catholic Values U.S. Aggregate Bond ETF) are available in the Funds' Semi-Annual Report to Shareholders for the fiscal half-year ended April 30 and/or Annual Report to Shareholders for the fiscal year ended October 31. A discussion regarding the basis for the Board of Trustees' approval of the Supervision and Administration Agreement and the related Investment Advisory Agreement for the Global X S&P Catholic Values U.S. Aggregate Bond ETF will be available in the Fund's first Semi-Annual or Annual Report to shareholders for the period ended April 30 or October 31, respectively.

Portfolio Management

The Portfolio Managers who are currently responsible for the day-to-day management of each Fund's portfolio are Nam To, Wayne Xie, Vanessa Yang and Sandy Lu.

Nam To: Nam To, CFA, Portfolio Manager, joined the Adviser in July 2017. Prior to that, Mr. To was a Global Economics Research Analyst at Bunge Limited from 2014 to 2017. Mr. To received his Bachelor of Arts in Philosophy and Economics from Cornell University in 2014.

Wayne Xie: Wayne Xie, Head of Portfolio Management, joined the Adviser in July 2018 as a Portfolio Management Associate. Previously, Mr. Xie was an Analyst at VanEck Associates on the Equity ETF Investment Management team from 2010 to 2018 and a Portfolio Administrator at VanEck Associates from 2007 to 2010. Mr. Xie received his Bachelor of Science from the State University of New York at Buffalo in 2002.

Vanessa Yang: Vanessa Yang, Portfolio Manager, joined the Adviser in 2016 as a Portfolio Administrator. She was appointed to the portfolio management team in June 2019. Previously, Ms. Yang was a Portfolio Administrator at VanEck Associates from 2011 to 2014. Ms. Yang received her MS in Financial Engineering from Drucker School of Management in 2010 and her BS in Economics from Guangdong University of Foreign Studies in 2008.

Sandy Lu: Sandy Lu, CFA, Portfolio Manager, joined the Adviser in September 2021. Previously, Mr. Lu was a Portfolio Analyst and Junior Portfolio Manager at PGIM Fixed Income from 2014 to 2021, and a Fixed Income Portfolio Analyst at Lincoln Financial Group from 2010 to 2014. Mr. Lu received his Bachelor of Science in Economics from the Wharton School of the University of Pennsylvania. He earned his CFA designation in September 2015, and holds the Series 3 license.

The SAI provides additional information about the Portfolio Managers' compensation structure, other accounts managed by the Portfolio Managers, and the Portfolio Managers' ownership of Shares of the Funds.

DISTRIBUTOR

SEI Investments Distribution Co. ("Distributor") distributes Creation Units for the Funds on an agency basis. The Distributor does not maintain a secondary market in Shares. The Distributor has no role in determining the policies of the Funds or the securities that are purchased or sold by each Fund. The Distributor's principal address is One Freedom Valley Drive, Oaks, PA 19456. The Distributor is not affiliated with the Adviser.

BUYING AND SELLING FUND SHARES

Shares of the Funds trade on a national securities exchange and in the secondary market during the trading day. Shares can be bought and sold throughout the trading day like other shares of publicly-traded securities. There is no minimum investment for purchases made on a national securities exchange. When buying or selling Shares through a broker, you will incur customary brokerage commissions and charges. In addition, you will also incur the cost of the "spread," which is the difference between what professional investors are willing to pay for Shares (the "bid" price) and the price at which they are willing to sell Shares

(the “ask” price). The commission is frequently a fixed amount and may be a significant proportional cost for investors seeking to buy or sell small amounts of Shares. The spread with respect to Shares varies over time based on a Fund’s trading volume and market liquidity and is generally lower if a Fund has significant trading volume and market liquidity and higher if a Fund has little trading volume and market liquidity. Because of the costs of buying and selling Shares, frequent trading may reduce investment returns.

Shares of a Fund may be acquired or redeemed directly from the Fund only by Authorized Participants (as defined in the SAI) and only in Creation Units or multiples thereof, as discussed in the "Creations and Redemptions" section in the SAI.

Shares generally trade in the secondary market in amounts less than a Creation Unit. Shares of the Funds trade under the trading symbol listed for each Fund in the Fund Summaries section of the Prospectus.

The Funds are listed on a national securities exchange, which is open for trading Monday through Friday and is closed on weekends and the following holidays, as observed: New Year’s Day, Martin Luther King, Jr. Day, Presidents’ Day, Good Friday, Memorial Day, Juneteenth National Independence Day, Independence Day, Labor Day, Thanksgiving Day and Christmas Day.

Book Entry

Shares of the Funds are held in book-entry form, which means that no stock certificates are issued. The Depository Trust Company (“DTC”) or its nominee is the record owner of all outstanding Shares and is recognized as the owner of all Shares for all purposes.

Investors owning Shares are beneficial owners as shown on the records of DTC or its participants. DTC serves as the securities depository for all Shares. Participants include DTC, securities brokers and dealers, banks, trust companies, clearing corporations and other institutions that directly or indirectly maintain a custodial relationship with DTC. As a beneficial owner of Shares, you are not entitled to receive physical delivery of stock certificates or to have Shares registered in your name, and you are not considered a registered owner of Shares. Therefore, to exercise any rights as an owner of Shares, you must rely upon the procedures of DTC and its participants. These procedures are the same as those that apply to any securities that you hold in book entry or “street name” form.

FREQUENT TRADING

Unlike frequent trading of shares of a traditional open-end mutual fund (i.e., not exchange-traded shares), frequent trading of Shares on the secondary market does not disrupt portfolio management, increase a Fund's trading costs, lead to realization of capital gains, or otherwise harm Fund shareholders because these trades do not involve a Fund directly. A few institutional investors are authorized to purchase and redeem the Funds' Shares directly with the Funds. When these trades are effected in-kind (i.e., for securities, and not for cash), they do not cause any of the harmful effects (noted above) that may result from frequent cash trades. Moreover, each Fund imposes transaction fees on in-kind purchases and redemptions of the Fund intended to cover the custodial and other costs incurred by the Fund in effecting in-kind trades. These fees increase if an investor substitutes cash in part or in whole for securities, reflecting the fact that a Fund’s trading costs increase in those circumstances, although transaction fees are subject to certain limits and therefore may not cover all related costs incurred by a Fund. For these reasons, the Board of Trustees has determined that it is not necessary to adopt policies and procedures to detect and deter frequent trading and market-timing in Shares of the Funds.

DISTRIBUTION AND SERVICE PLAN

The Board of Trustees of the Trust has adopted a Distribution and Services Plan (“Plan”) pursuant to Rule 12b-1 under the 1940 Act. Under the Plan, each Fund is authorized to pay distribution fees in connection with the sale and distribution of its Shares and pay service fees in connection with the provision of ongoing services to shareholders of each class and the maintenance of shareholder accounts in an amount up to 0.25% of its average daily net assets each year.

No Rule 12b-1 fees are currently paid by a Fund, and there are no current plans to impose these fees. However, in the event Rule 12b-1 fees are charged in the future, because these fees are paid out of each Fund’s assets on an ongoing basis, these fees will increase the cost of your investment in a Fund. By purchasing Shares subject to distribution fees and service fees, you may pay more over time than you would by purchasing Shares with other types of sales charge arrangements. Long-term shareholders may pay more than the economic equivalent of the maximum front-end sales charge permitted by the rules of

FINRA. The net income attributable to Shares will be reduced by the amount of distribution fees and service fees and other expenses of a Fund.

DIVIDENDS AND DISTRIBUTIONS

Dividends from net investment income, including any net foreign currency gains, generally are declared and paid at least annually and any net realized capital gains are distributed at least annually. In order to improve tracking error or comply with the distribution requirements of the Code, dividends may be declared and paid more frequently than annually for a Fund.

Dividends and other distributions on Shares are distributed on a pro rata basis to beneficial owners of such Shares. Dividend payments are made through DTC participants to beneficial owners then of record with proceeds received from a Fund. Dividends and security gain distributions are distributed in U.S. dollars and cannot be automatically reinvested in additional Shares.

No dividend reinvestment service is provided by the Trust. Broker-dealers may make available the DTC book-entry Dividend Reinvestment Service for use by beneficial owners of a Fund for reinvestment of their dividend distributions. Beneficial owners should contact their broker to determine the availability and costs of the service and the details of participation therein. Brokers may require beneficial owners to adhere to specific procedures and timetables. If this service is available and used, dividend distributions of both income and realized gains will be automatically reinvested in additional whole Shares purchased in the secondary market.

INVESTMENTS BY INVESTMENT COMPANIES

Section 12(d)(1) of the 1940 Act restricts investments by investment companies in the securities of other investment companies, including shares of the Fund. Registered investment companies and unit investment trusts that enter into a fund-of-funds investment agreement with the Trust ("Investing Funds") are permitted to invest in certain Global X Funds beyond the limits set forth in Section 12(d)(1) of the 1940 Act, subject to certain conditions set forth in Rule 12d1-4 under the 1940 Act. With respect to the Global X Russell 2000 Covered Call ETF, the Global X Russell 2000 Covered Call & Growth ETF, the Global X Financials Covered Call & Growth ETF, the Global X Health Care Covered Call & Growth ETF and the Global X Information Technology Covered Call & Growth ETF, which invest in Underlying ETFs, Investing Funds must adhere to the limits set forth in Section 12(d)(1) when investing in the Fund.

TAXES

The following is a summary of certain tax considerations that may be relevant to an investor in a Fund. Except where otherwise indicated, the discussion relates to investors who are individual United States citizens or residents and is based on current tax law. You should consult your tax advisor for further information regarding federal, state, local and/or foreign tax consequences relevant to your specific situation.

Distributions. Each Fund receives income and gains on its investments. The income, less expenses incurred in the operation of a Fund, constitutes the Fund's net investment income from which dividends may be paid to you. Each Fund has elected and intends to qualify as a RIC under the Code for federal tax purposes and to distribute to shareholders substantially all of its net investment income and net capital gain each year. Except as otherwise noted below, you will generally be subject to federal income tax on a Fund's distributions you receive. For federal income tax purposes, Fund distributions attributable to short-term capital gains and net investment income are taxable to you as ordinary income. Distributions attributable to net capital gains (the excess of net long-term capital gains over net short-term capital losses) of a Fund generally are taxable to you as long-term capital gains. This is true no matter how long you own your Shares or whether you take distributions in cash or additional Shares. The maximum long-term capital gain rate applicable to individuals is 20%.

Distributions of "qualifying dividends" will also generally be taxable to you at long-term capital gain rates as long as certain requirements are met. In general, if 95% or more of the gross income of a Fund (other than net capital gain) consists of dividends received from domestic corporations or "qualified" foreign corporations ("qualifying dividends"), then all distributions received by individual shareholders of a Fund will be treated as qualifying dividends. But if less than 95% of the gross income of a Fund (other than net capital gain) consists of qualifying dividends, then distributions received by individual shareholders of a Fund will be qualifying dividends only to the extent they are derived from qualifying dividends earned by such Fund. For the lower rates to apply, you must have owned your Shares for at least 61 days during the 121-day period beginning on the date that is 60 days before such Fund's ex-dividend date (and such Fund will need to have met a similar holding period requirement with respect to the Shares of the corporation paying the qualifying dividend). The amount of a Fund's distributions that qualify for this favorable treatment may be reduced as a result of such Fund's securities lending

activities (if any), a high portfolio turnover rate or investments in debt securities or “non-qualified” foreign corporations. In addition, whether distributions received from foreign corporations are qualifying dividends will depend on several factors including the country of residence of the corporation making the distribution. Accordingly, distributions from many of the Funds’ holdings may not be qualifying dividends.

A portion of distributions paid to shareholders that are corporations may also qualify for the dividends-received deduction for corporations, subject to certain holding period requirements and debt financing limitations. The amount of the dividends qualifying for this deduction may, however, be reduced as a result of such Fund’s securities lending activities, by a high portfolio turnover rate or by investments in debt securities or foreign corporations.

Distributions from a Fund will generally be taxable to you in the year in which they are paid, with one exception. Dividends and distributions declared by a Fund in October, November or December and paid in January of the following year are taxed as though they were paid on December 31.

You should note that if you buy Shares of a Fund shortly before it makes a distribution, the distribution will be fully taxable to you even though, as an economic matter, it simply represents a return of a portion of your investment. This adverse tax result is known as “buying into a dividend.”

You will be informed of the amount of your ordinary income dividends, qualifying dividend income, and capital gain distributions at the time they are paid, and you will be advised of the tax status for federal income tax purposes shortly after the close of each calendar year. If you have not held Shares for a full year, a Fund may designate and distribute to you, as ordinary income or capital gain, a percentage of income that is not equal to the actual amount of such income earned during the period of your investment in such Fund.

A Fund’s investments in partnerships, including in partnerships defined as Qualified Publicly Traded Partnerships for tax purposes, may result in such Fund being subject to state, local or foreign income, franchise or withholding tax liabilities.

Qualified REIT Dividends. Under the 2017 Tax Cuts and Jobs Act, “qualified REIT dividends” (i.e., ordinary REIT dividends other than capital gain dividends and portions of REIT dividends designated as qualified dividend income) are treated as eligible for a 20% deduction by noncorporate taxpayers. This deduction, if allowed in full, equates to a maximum effective tax rate of 29.6% (37% top rate applied to income after 20% deduction). A Fund may choose to report the special character of “qualified REIT dividends”. A noncorporate shareholder receiving such dividends would treat them as eligible for the 20% deduction, provided Fund shares were held by the shareholder for more than 45 days during the 91-day period beginning on the date that is 45 days before the date on which the shares become ex-dividend with respect to such dividend). The amount of a RIC’s dividends eligible for the 20% deduction for a taxable year is limited to the excess of the RIC’s qualified REIT dividends for the taxable year over allocable expenses.

Excise Tax Distribution Requirements. Under the Code, a nondeductible excise tax of 4% is imposed on the excess of a RIC’s “required distribution” for the calendar year ending within the RIC’s taxable year over the “distributed amount” for such calendar year. The term “required distribution” means the sum of (a) 98% of ordinary income (generally net investment income) for the calendar year, (b) 98.2% of capital gain (both long-term and short-term) for the one-year period ending on October 31 (or December 31, if a Fund so elects), and (c) the sum of any untaxed, undistributed net investment income and net capital gains of the RIC for prior periods. The term “distributed amount” generally means the sum of (a) amounts actually distributed by a Fund from its current year’s ordinary income and capital gain net income and (b) any amount on which a Fund pays income tax for the taxable year ending in the calendar year. Although each Fund intends to distribute its net investment income and net capital gains so as to avoid excise tax liability, a Fund may determine that it is in the interest of shareholders to distribute a lesser amount. The Funds intend to declare and pay these amounts in December (or in January, which must be treated by you as received in December) to avoid these excise taxes but can give no assurances that their distributions will be sufficient to eliminate all such taxes.

Foreign Currencies. Under the Code, gains or losses attributable to fluctuations in exchange rates which occur between the time a Fund accrues interest or other receivables or accrues expenses or other liabilities denominated in a foreign currency, and the time such Fund actually collects such receivables or pays such liabilities, are treated as ordinary income or ordinary loss. Similarly, gains or losses from the disposition of foreign currencies, from the disposition of debt securities denominated in a foreign currency, or from the disposition of a forward foreign currency contract which are attributable to fluctuations in the value of the foreign currency between the date of acquisition of the asset and the date of disposition also are treated as ordinary income or loss. These gains or losses, referred to under the Code as “section 988” gains or losses, increase or decrease the amount of a Fund’s investment company taxable income available to be distributed to its shareholders as ordinary income, rather than increasing or decreasing the amount of such Fund’s net capital gain.

Foreign Taxes. Each Fund will be subject to foreign withholding taxes with respect to certain payments received from sources in foreign countries. If at the close of the taxable year more than 50% in value of a Fund's assets consists of stock in foreign corporations, such Fund will be eligible to make an election to treat a proportionate amount of those taxes as constituting a distribution to each shareholder, which would allow you either (subject to certain limitations) (1) to credit that proportionate amount of taxes against your U.S. Federal income tax liability as a foreign tax credit or (2) to take that amount as an itemized deduction. If a Fund is not eligible or chooses not to make this election, it will be entitled to deduct such taxes in computing the amounts it is required to distribute.

Sales and Exchanges. The sale of Shares is a taxable event on which a gain or loss is recognized. The amount of gain or loss is based on the difference between your tax basis in Shares and the amount you receive for them upon disposition. Generally, you will recognize long-term capital gain or loss if you have held your Shares for over one year at the time you sell or exchange them. Gains and losses on Shares held for one year or less will generally constitute short-term capital gains, except that a loss on Shares held six months or less will be re-characterized as a long-term capital loss to the extent of any long-term capital gain distributions that you have received on the Shares. A loss realized on a sale or exchange of Shares may be disallowed under the so-called "wash sale" rules to the extent the Shares disposed of are replaced with other Shares of that same Fund within a period of 61 days beginning 30 days before and ending 30 days after the Shares are disposed of, such as pursuant to a dividend reinvestment in Shares of a Fund. If disallowed, the loss will be reflected in an adjustment to the basis of the Shares acquired.

Taxes on Purchase and Redemption of Creation Units. An Authorized Participant who exchanges equity securities for Creation Units generally will recognize a gain or a loss. The gain or loss will be equal to the difference between the market value of the Creation Units at the time of purchase (plus any cash received by the Authorized Participant as part of the issue) and the Authorized Participant's aggregate basis in the securities surrendered (plus any cash paid by the Authorized Participant as part of the issue). An Authorized Participant who exchanges Creation Units for equity securities generally will recognize a gain or loss equal to the difference between the Authorized Participant's basis in the Creation Units (plus any cash paid by the Authorized Participant as part of the redemption) and the aggregate market value of the securities received (plus any cash received by the Authorized Participant as part of the redemption). The Internal Revenue Service (the "IRS"), however, may assert that a loss realized upon an exchange of securities for Creation Units cannot be deducted currently under the rules governing "wash sales," or on the basis that there has been no significant change in economic position. Persons exchanging securities should consult their own tax advisor with respect to whether the wash sale rules apply and when a loss might be deductible. Under current federal tax laws, any capital gain or loss realized upon redemption of Creation Units is generally treated as long-term capital gain or loss if the Shares have been held for more than one year and as a short-term capital gain or loss if the Shares have been held for one year or less, assuming such Creation Units are held as a capital asset.

IRAs and Other Tax-Qualified Plans. The one major exception to the preceding tax principles is that distributions on, and sales, exchanges and redemptions of, Shares held in an IRA or other tax-qualified plan are not currently taxable but may be taxable when funds are withdrawn from the tax qualified plan, unless the Shares were purchased with borrowed funds.

Medicare Tax. An additional 3.8% Medicare tax is imposed on certain net investment income (including ordinary dividends and capital gain distributions received from a Fund and net gains from redemptions or other taxable dispositions of Fund Shares) of U.S. individuals, estates and trusts to the extent that such person's "modified adjusted gross income" (in the case of an individual) or "adjusted gross income" (in the case of an estate or trust) exceeds a threshold amount. This Medicare tax, if applicable, is reported by you on, and paid with, your federal income tax return.

Backup Withholding. Each Fund will be required in certain cases to withhold and remit to the U.S. Treasury backup withholding at the applicable rate on dividends and gross sales proceeds paid to any shareholder (i) who has either provided an incorrect tax identification number or no number at all, (ii) who is subject to backup withholding by the IRS, or (iii) who has failed to certify to a Fund, when required to do so, that he or she is not subject to backup withholding or is an "exempt recipient."

Cost Basis Reporting. Federal law requires that shareholders' cost basis, gain/loss, and holding period be reported to the IRS and to shareholders on the Consolidated Form 1099s when "covered" securities are sold. Covered securities are any RIC and/or dividend reinvestment plan shares acquired on or after January 1, 2012.

For those securities defined as "covered" under current IRS cost basis tax reporting regulations, accurate cost basis and tax lot information must be maintained for tax reporting purposes. This information is not required for Shares that are not "covered." The Funds and their service providers do not provide tax advice. You should consult independent sources, which may include a tax professional, with respect to any decisions you may make with respect to choosing a tax lot identification method.

Shareholders should contact their financial intermediaries with respect to reporting of cost basis and available elections for their accounts.

State and Local Taxes. You may also be subject to state and local taxes on income and gain attributable to your ownership of Shares. You should consult your tax advisor regarding the tax status of distributions in your state and locality.

U.S. Tax Treatment of Foreign Shareholders. A non-U.S. shareholder generally will not be subject to U.S. withholding tax on gain from the redemption of Shares or on capital gain dividends (i.e., dividends attributable to long-term capital gains of a Fund) unless, in the case of a shareholder who is a non-resident alien individual, the shareholder is present in the United States for 183 days or more during the taxable year and certain other conditions are met. Non-U.S. shareholders generally will be subject to U.S. withholding tax at a rate of 30% (or a lower treaty rate, if applicable) on distributions by a Fund of net investment income, other ordinary income, and the excess, if any, of net short-term capital gain over net long-term capital loss for the year, unless the distributions are effectively connected with a U.S. trade or business of the shareholder. Exemptions from U.S. withholding tax are provided for certain capital gain dividends paid by a Fund from net long-term capital gains, if any, interest-related dividends paid by the Fund from its qualified net interest income from U.S. sources and short-term capital gain dividends, if such amounts are reported by the Fund. Non-U.S. shareholders are subject to special U.S. tax certification requirements to avoid backup withholding and claim any treaty benefits. Non-U.S. shareholders should consult their tax advisors regarding the U.S. and foreign tax consequences of investing in a Fund.

Other Reporting and Withholding Requirements. Under the Foreign Account Tax Compliance Act (“FATCA”), a 30% withholding tax is imposed on income dividends paid by a Fund to certain foreign entities, referred to as foreign financial institutions or nonfinancial foreign entities, that fail to comply (or be deemed compliant) with extensive reporting and withholding requirements designed to inform the U.S. Department of the Treasury of U.S.-owned foreign investment accounts. After December 31, 2018, FATCA withholding also would have applied to certain capital gain distributions, return of capital distributions and the proceeds arising from the sale of Fund Shares; however, based on proposed regulations issued by the IRS, which may be relied upon currently, such withholding is no longer required unless final regulations provide otherwise (which is not expected). Information about a shareholder in a Fund may be disclosed to the IRS, non-U.S. taxing authorities or other parties as necessary to comply with FATCA. Withholding also may be required if a foreign entity that is a shareholder of a Fund fails to provide the appropriate certifications or other documentation concerning its status under FATCA.

Consult Your Tax Professional. Your investment in a Fund could have additional tax consequences. You should consult your tax professional for information regarding all tax consequences applicable to your investments in a Fund. More tax information relating to the Funds is also provided in the SAI. This short summary is not intended as a substitute for careful tax planning.

DETERMINATION OF NET ASSET VALUE

Each Fund calculates its NAV as of the regularly scheduled close of business of the New York Stock Exchange (“NYSE”) (normally 4:00 p.m. Eastern time) on each day that the NYSE is open for business, based on prices at the time of closing, provided that any assets or liabilities denominated in currencies other than the U.S. dollar shall be translated into U.S. dollars at the prevailing market rates on the date of valuation as quoted by one or more major banks or dealers that make a two-way market in such currencies (or a data service provider based on quotations received from such banks or dealers). The NAV of each Fund is calculated by dividing the value of the net assets of such Fund (i.e., the value of its total assets less total liabilities) by the total number of outstanding Shares, generally rounded to the nearest cent. The price of Fund Shares is based on market price, and because ETF shares trade at market prices rather than NAV, Shares may trade at a price greater than NAV (a premium) or less than NAV (a discount).

In calculating a Fund’s NAV, the Fund’s investments are generally valued using market valuations. A market valuation generally means a valuation (i) obtained from an exchange or a major market maker (or dealer), (ii) based on a price quotation or other equivalent indication of value supplied by an exchange, a pricing service, or a major market maker (or dealer), or (iii) based on amortized cost, provided the amortized cost is approximately the value on current sale of the security. In the case of shares of funds that are not traded on an exchange, a market valuation means such fund’s published NAV per share. A Fund may use various pricing services or discontinue the use of any pricing service.

In the event that current market valuations are not readily available or such valuations do not reflect current market values, the affected investments will be valued using fair value pricing pursuant to the pricing policy and procedures approved by the Board of Trustees. A price obtained from a pricing service based on such pricing service’s valuation matrix may be used to fair value a security. The frequency with which a Fund’s investments are valued using fair value pricing is primarily a function of the types of securities and other assets in which the Fund invests pursuant to its investment objective, strategies and limitations.

Investments that may be valued using fair value pricing include, but are not limited to: (i) an unlisted security related to corporate actions; (ii) a restricted security (i.e., one that may not be publicly sold without registration under the Securities Act of 1933, as amended (the “Securities Act”)); (iii) a security whose trading has been suspended or which has been de-listed from its primary trading exchange; (iv) a security that is thinly traded; (v) a security in default or bankruptcy proceedings for which there is no current market quotation; (vi) a security affected by currency controls or restrictions; and (vii) a security affected by a significant event (i.e., an event that occurs after the close of the markets on which the security is traded but before the time as of which the Fund’s NAV is computed and that may materially affect the value of the Fund’s investments). Examples of events that may be “significant events” are government actions, natural disasters, armed conflict, acts of terrorism, and significant market fluctuations.

Valuing a Fund’s investments using fair value pricing will result in using prices for those investments that may differ from current market valuations. Use of fair value prices and certain current market valuations could result in a difference between the prices used to calculate a Fund’s NAV and the prices used by the Fund’s Underlying Index, which, in turn, could result in a difference between the Fund’s performance and the performance of the Fund’s Underlying Index.

Because foreign markets may be open on different days than the days during which a shareholder may purchase Shares, the value of a Fund’s investments may change on days when shareholders are not able to purchase Shares. Additionally, due to varying holiday schedules, redemption requests made on certain dates may result in a settlement period exceeding seven calendar days.

The value of assets denominated in foreign currencies is converted into U.S. dollars using exchange rates deemed appropriate by the Adviser. Any use of a different rate from the rates used by each Index Provider may adversely affect a Fund’s ability to track its Underlying Index.

The right of redemption may be suspended or the date of payment postponed with respect to a Fund (1) for any period during which the NYSE or listing exchange is closed (other than customary weekend and holiday closings), (2) for any period during which trading on the NYSE or listing exchange is suspended or restricted, (3) for any period during which an emergency exists as a result of which disposal of the Fund’s portfolio securities or determination of its NAV is not reasonably practicable, or (4) in such other circumstances as the SEC permits.

Subject to oversight by the Board of Trustees, the Adviser, as “valuation designee,” performs fair value determinations of Fund investments. In addition, the Adviser, as the valuation designee, is responsible for periodically assessing any material risks associated with the determination of the fair value of a Fund’s investments; establishing and applying fair value methodologies; testing the appropriateness of fair value methodologies; and overseeing and evaluating third-party pricing services. The Adviser has established a fair value committee to assist with its designated responsibilities as valuation designee.

PREMIUM/DISCOUNT AND SHARE INFORMATION

Once available, information regarding how often the Shares of each Fund traded on the national securities exchanges at a price above (i.e., at a premium to) or below (i.e., at a discount to) the NAV of the Fund, the Fund’s per share NAV, and the median bid-ask spread of the Shares can be found at www.globalxetfs.com.

TOTAL RETURN INFORMATION

Each Fund, except for the Global X MSCI Emerging Markets Covered Call ETF, had commenced operations as of the most recent fiscal year end.

The tables that follow present information about the total returns of each operational Fund’s Underlying Index and the total returns of each such Fund. The information presented for each Fund is as of the most recent fiscal year ended October 31, 2023.

“Annualized Total Returns” or “Cumulative Total Returns” represent the total change in value of an investment over the periods indicated.

Each Fund’s per share NAV is the value of one share of the Fund as calculated in accordance with the standard formula for valuing mutual fund Shares. The NAV return is based on the NAV of each Fund and the market return is based on the market prices of the Fund. The price used to calculate market prices is determined by using the midpoint between the bid and the ask on the primary stock exchange on which Shares of the Fund are listed for trading, as of the time that the Fund’s NAV is calculated. Market and NAV returns assume that dividends and capital gain distributions have been reinvested in the Fund at market prices and NAV, respectively.

An index is a statistical composite that tracks a specified financial market or sector. Unlike a Fund, an Underlying Index does not actually hold a portfolio of securities and therefore does not incur the expenses incurred by the Fund. These expenses negatively impact the performance of a Fund. Also, market returns do not include brokerage commissions that may be payable on secondary market transactions. If brokerage commissions were included, market returns would be lower. The returns shown in the tables below do not reflect the deduction of taxes that a shareholder would pay on Fund distributions or the redemption or sale of Fund Shares. The investment return and principal value of Shares of a Fund will vary with changes in market conditions. Shares of a Fund may be worth more or less than their original cost when they are redeemed or sold in the market. A Fund's past performance is no guarantee of future results.

Annualized Total Returns
Inception to 10/31/23

	<u>NAV</u>	<u>MARKET</u>	<u>UNDERLYING INDEX</u>
Global X S&P 500 [®] Covered Call ETF ^{1*}	6.45%	6.50%	7.27%
Global X NASDAQ 100 [®] Covered Call ETF ^{2**}	15.91%	16.05%	16.68%
Global X Russell 2000 Covered Call ETF ³	(7.18)%	(7.39)%	(6.92)%
Global X Nasdaq 100 [®] Covered Call & Growth ETF ⁴	7.23%	7.19%	7.87%
Global X S&P 500 [®] Covered Call & Growth ETF ⁵	7.55%	7.50%	8.39%
Global X NASDAQ 100 [®] Risk Managed Income ETF ⁷	(7.17)%	(7.25)%	(7.22)%
Global X S&P 500 [®] Risk Managed Income ETF ⁶	(5.46)%	(5.37)%	(4.39)%
Global X Dow 30 [®] Covered Call ETF ⁸	3.30%	4.53%	4.27%
Global X Russell 2000 Covered Call & Growth ETF ⁹	(4.92)%	(4.77)%	(4.58)%
Global X Financials Covered Call & Growth ETF ¹⁰	N/A	N/A	N/A
Global X Health Care Covered Call & Growth ETF ¹¹	N/A	N/A	N/A
Global X Information Technology Covered Call & Growth ETF ¹²	N/A	N/A	N/A
Global X Nasdaq 100 ESG Covered Call ETF ¹³	N/A	N/A	N/A
Global X S&P 500 ESG Covered Call ETF ¹⁴	N/A	N/A	N/A
Global X Dow 30 [®] Covered Call & Growth ETF ¹⁵	N/A	N/A	N/A

¹ For the period since inception on 06/21/13 to 10/31/23. Performance includes the performance of the Predecessor Fund.

² For the period since inception on 12/11/13 to 10/31/23. Performance includes the performance of the Predecessor Fund.

³ For the period since inception on 04/22/19 to 10/31/23

⁴ For the period since inception on 09/18/20 to 10/31/23

⁵ For the period since inception on 09/18/20 to 10/31/23

⁶ For the period since inception on 08/25/21 to 10/31/23

⁷ For the period since inception on 08/25/21 to 10/31/23

⁸ For the period since inception on 02/23/22 to 10/31/23

⁹ For the period since inception on 10/04/22 to 10/31/23

¹⁰ For the period since inception on 11/21/22 to 10/31/23

¹¹ For the period since inception on 11/21/22 to 10/31/23

¹² For the period since inception on 11/21/22 to 10/31/23

¹³ For the period since inception on 02/21/23 to 10/31/23

¹⁴ For the period since inception on 02/21/23 to 10/31/23

¹⁵ For the period since inception on 07/25/23 to 10/31/23

* Hybrid index performance reflects the performance of the S&P 500[®] Stock Covered Call Index through September 14, 2017, the CBOE S&P 500 2% OTM BuyWrite Index through August 20, 2020 and the CBOE S&P 500[®] BuyWrite Index thereafter.

** Hybrid index performance reflects the performance of the CBOE NASDAQ-100[®] BuyWrite Index through October 14, 2015 and CBOE NASDAQ-100[®] BuyWrite V2 Index thereafter.

Cumulative Total Returns
Inception to 10/31/23

	<u>NAV</u>	<u>MARKET</u>	<u>UNDERLYING INDEX</u>
Global X S&P 500 [®] Covered Call ETF ^{1*}	94.21%	95.43%	101.34%
Global X NASDAQ 100 [®] Covered Call ETF ^{2**}	89.48%	89.31%	105.58%
Global X Russell 2000 Covered Call ETF ³	8.92%	8.74%	12.63%
Global X Nasdaq 100 [®] Covered Call & Growth ETF ⁴	24.31%	24.16%	26.65%
Global X S&P 500 [®] Covered Call & Growth ETF ⁵	25.49%	25.28%	28.55%
Global X S&P 500 [®] Risk Managed Income ETF ⁶	(11.53)%	(11.35)%	(10.46)%
Global X NASDAQ 100 [®] Risk Managed Income ETF ⁷	(15.00)%	(15.16)%	(15.09)%
Global X Dow 30 [®] Covered Call ETF ⁸	(2.77)%	(2.52)%	(1.98)%
Global X Russell 2000 Covered Call & Growth ETF ⁹	(5.27)%	(5.11)%	(4.91)%
Global X Financials Covered Call & Growth ETF ¹⁰	(5.40)%	(5.49)%	(4.31)%
Global X Health Care Covered Call & Growth ETF ¹¹	(2.05)%	(1.97)%	(2.26)%
Global X Information Technology Covered Call & Growth ETF ¹²	23.27%	23.27%	23.97%
Global X Nasdaq 100 ESG Covered Call ETF ¹³	9.67%	9.23%	9.53%
Global X S&P 500 ESG Covered Call ETF ¹⁴	1.79%	1.23%	2.42%
Global X Dow 30 [®] Covered Call & Growth ETF ¹⁵	(5.35)%	(4.88)%	(5.31)%

¹ For the period since inception on 06/21/13 to 10/31/23. Performance includes the performance of the Predecessor Fund.

² For the period since inception on 12/11/13 to 10/31/23. Performance includes the performance of the Predecessor Fund.

³ For the period since inception on 04/22/19 to 10/31/23

⁴ For the period since inception on 09/18/20 to 10/31/23

⁵ For the period since inception on 09/18/20 to 10/31/23

⁶ For the period since inception on 08/25/21 to 10/31/23

⁷ For the period since inception on 08/25/21 to 10/31/23

⁸ For the period since inception on 02/23/22 to 10/31/23

⁹ For the period since inception on 10/04/22 to 10/31/23

¹⁰ For the period since inception on 11/21/22 to 10/31/23

¹¹ For the period since inception on 11/21/22 to 10/31/23

¹² For the period since inception on 11/21/22 to 10/31/23

¹³ For the period since inception on 02/21/23 to 10/31/23

¹⁴ For the period since inception on 02/21/23 to 10/31/23

¹⁵ For the period since inception on 07/25/23 to 10/31/23

* Hybrid index performance reflects the performance of the S&P 500[®] Stock Covered Call Index through September 14, 2017, the CBOE S&P 500 2% OTM BuyWrite Index through August 20, 2020 and the CBOE S&P 500[®] BuyWrite Index thereafter.

** Hybrid index performance reflects the performance of the CBOE NASDAQ-100[®] BuyWrite Index through October 14, 2015 and CBOE NASDAQ-100[®] BuyWrite V2 Index thereafter.

INFORMATION REGARDING THE INDICES AND THE INDEX PROVIDERS

CBOE S&P 500[®] BuyWrite Index

The CBOE S&P 500[®] BuyWrite Index is a benchmark index that measures the performance of a theoretical portfolio that holds a portfolio of the stocks included in the S&P 500[®] Index ("S&P 500 Index"), and "writes" (or sells) a succession of one-month at-the-money S&P 500 Index covered call options.

CBOE NASDAQ-100[®] BuyWrite V2 Index

The CBOE NASDAQ-100[®] BuyWrite Index ("BXN Index") is a benchmark index that measures the performance of a theoretical portfolio that holds a portfolio of the stocks included in the NASDAQ-100[®] Index ("NASDAQ-100 Index"), and "writes" (or sells) a succession of one-month at-the-money NASDAQ-100 Index covered call options. The CBOE NASDAQ-100[®] BuyWrite V2 Index ("BXNT Index") replicates the methodology used to calculate the BXN Index, with one exception: the written NASDAQ-100[®] Index covered call options are held until one day prior to the expiration date (i.e., generally the Thursday preceding the Third Friday of the month) and are liquidated at a volume-weighted average price determined at the close.

Cboe Russell 2000 BuyWrite Index

The Cboe Russell 2000 BuyWrite Index measures the performance of a theoretical portfolio that holds a portfolio of the stocks included in the Russell 2000 Index, and "writes" (or sells) a succession of one-month at-the-money covered call options on the Reference Index. The written covered call options on the Russell 2000 Index are held until expiration. The Russell 2000 Index is an equity benchmark which measures the performance of the small-capitalization sector of the U.S. equity market, as defined by FTSE Russell.

Cboe Nasdaq 100 Half BuyWrite V2 Index

The Cboe Nasdaq 100 Half BuyWrite V2 Index measures the performance of a theoretical portfolio that holds a portfolio of the stocks included in the NASDAQ 100[®] Index, and "writes" (or sells) a succession of one-month at-the-money covered call options on the NASDAQ 100[®] Index. The written covered call options on the NASDAQ 100[®] Index correspond to approximately 50% of the value of the portfolio of stocks in the NASDAQ 100[®] Index. The written covered call options on the NASDAQ 100[®] Index are held until one day prior to expiration. The NASDAQ 100[®] Index is a modified market capitalization weighted index containing equity securities of the 100 largest non-financial companies listed on the NASDAQ Stock Market. Modified capitalization weighting seeks to weight constituents primarily based on market capitalization, but subject to caps on the weights of the individual securities. Generally speaking, this approach will limit the amount of concentration in the largest market capitalization companies and increase company-level diversification.

The Cboe Nasdaq 100 Half BuyWrite V2 Index is sponsored by Nasdaq, Inc., which is an organization that is independent of the Fund and the Adviser.

Cboe S&P 500 Half BuyWrite Index

The Cboe S&P 500 Half BuyWrite Index measures the performance of a theoretical portfolio that holds a portfolio of the stocks included in the S&P 500 Index, and "writes" (or sells) a succession of one-month at-the-money covered call options on the S&P 500[®] Index. The written covered call options on the S&P 500[®] Index correspond to approximately 50% of the value of the portfolio of stocks in the S&P 500[®] Index. The written covered call options on the S&P 500[®] Index are held until expiration. The S&P 500[®] Index is a float-adjusted market capitalization weighted index which measures the performance of the equity securities of 500 industrial, information technology, utility and financial companies amongst other GICS[®] sectors, regarded as generally representative of the U.S. stock market. A float-adjusted market capitalization weighted index weights each index component according to its market capitalization, using the number of shares that are readily available for purchase on the open market.

The Cboe S&P 500 Half BuyWrite Index is sponsored by S&P Dow Jones Indices LLC, which is an organization that is independent of the Fund and the Adviser.

Cboe S&P 500 Risk Managed Income Index

The Cboe S&P 500 Risk Managed Income Index measures the performance of a risk managed income strategy that holds the underlying stocks of the S&P 500[®] Index and applies an options collar strategy (i.e., a mix of short (sold) call options and long (purchased) put options) on the S&P 500[®] Index. The Cboe S&P 500 Risk Managed Income Index specifically reflects the performance of the component securities of the S&P 500[®] Index, combined with a long position in 5% out-of-the money ("OTM") put options and a short position in at-the-money ("ATM") call options, each corresponding to the value of the portfolio of stocks in the S&P 500[®] Index. The options collar seeks to generate a net-credit, meaning that the premium received from the sale of the call options will be greater than the premium paid when buying the put options.

On a monthly basis, the Cboe S&P 500 Risk Managed Income Index will take long positions in monthly put options with an exercise price generally at 5% below the prevailing market price of the S&P 500[®] Index and take short positions in monthly call options with an exercise price generally at the prevailing market price of the S&P 500[®] Index. However, if put and/or call options with those precise strike prices are unavailable, the Cboe S&P 500 Risk Managed Income Index will instead select the put option with the strike price closest to but greater than 5% below the prevailing market price of the S&P 500[®] Index, and call options with the strike price closest to but greater than the prevailing market price of the S&P 500[®] Index. Each option position will (i) be traded on a national securities exchange; (ii) be held until the expiration date; (iii) expire on its date of maturity (in the next calendar month); (iv) only be subject to exercise on its expiration date; and (v) be settled in cash.

The S&P 500[®] Index is a float-adjusted market capitalization weighted index containing equity securities of 500 industrial, information technology, utility and financial companies amongst other GICS[®] sectors, regarded as generally

representative of the U.S. stock market. A float-adjusted market capitalization weighted index weights each index component according to its market capitalization, using the number of shares that are readily available for purchase on the open market.

Nasdaq-100 Monthly Net Credit Collar 95-100 Index

The Nasdaq-100 Monthly Net Credit Collar 95-100 Index measures the performance of a risk managed income strategy that holds the underlying stocks of the NASDAQ 100[®] Index and applies an options collar strategy (i.e., a mix of short (sold) call options and long (purchased) put options) on the NASDAQ 100[®] Index. The Nasdaq-100 Monthly Net Credit Collar 95-100 Index specifically reflects the performance of the component securities of the NASDAQ 100[®] Index, combined with a long position in 5% out-of-the money (“OTM”) put options and a short position in at-the-money (“ATM”) call options, each corresponding to the value of the portfolio of stocks in the NASDAQ 100[®] Index. The options collar seeks to generate a net-credit, meaning that the premium received from the sale of the call options will be greater than the premium paid when buying the put options.

On a monthly basis, the Nasdaq-100 Monthly Net Credit Collar 95-100 Index will take long positions in monthly put options with an exercise price generally at 5% below the prevailing market price of the NASDAQ 100[®] Index and take short positions in monthly call options with an exercise price generally at the prevailing market price of the NASDAQ 100[®] Index. However, if put and/or call options with those precise strike prices are unavailable, the Nasdaq-100 Monthly Net Credit Collar 95-100 Index instead select the put option with the strike price closest to 5% below the prevailing market price of the NASDAQ 100[®] Index, and call options with the strike price closest to the prevailing market price of the NASDAQ 100[®] Index. Each option position will (i) be traded on a national securities exchange; (ii) be held until the expiration date; (iii) expire on its date of maturity (in the next calendar month); (iv) only be subject to exercise on its expiration date; and (v) be settled in cash.

The NASDAQ 100[®] Index is a modified market capitalization weighted index containing equity securities of the 100 largest non-financial companies listed on the NASDAQ Stock Market. Modified capitalization weighting seeks to weight constituents primarily based on market capitalization, but subject to caps on the weights of the individual securities. Generally speaking, this approach will limit the amount of concentration in the largest market capitalization companies and increase company-level diversification. The Fund's investment objective and Underlying Index may be changed without shareholder approval.

The Underlying Index administered by Nasdaq, Inc. in conjunction with its third party contributor, Volos Portfolio Solutions, LLC., which are organizations that are independent of the Fund and Global X Management Company LLC, the investment adviser for the Fund ("Adviser"). Nasdaq determines the relative weightings of the securities in the Underlying Index and publishes information regarding the value of the Underlying Index.

DJIA Cboe BuyWrite v2 Index

The DJIA Cboe BuyWrite v2 Index measures the performance of a covered call strategy that holds the underlying stocks of the Dow Jones Industrial Average[®] and "writes" (or sells) a succession of one-month at-the-money (“ATM”) covered call options on a fund that has economic characteristics that are substantially identical to the economic characteristics of the components of the Dow Jones Industrial Average[®] (“Reference Fund”). The DJIA Cboe BuyWrite v2 Index specifically reflects the performance of the component securities of the Dow Jones Industrial Average[®], combined with written (sold) ATM call options corresponding to the value of the portfolio of stocks in the Dow Jones Industrial Average[®].

The DJIA Cboe BuyWrite v2 Index is sponsored by S&P Dow Jones Indices LLC, which is an organization that is independent of the Fund and the Adviser.

Cboe Russell 2000 Half BuyWrite Index

The Cboe Russell 2000 Half BuyWrite Index measures the performance of a covered call strategy that holds a theoretical portfolio of the underlying stocks of the Russell 2000 Index "writes" (or sells) a succession of one-month at-the-money (“ATM”) covered call options on the Russell 2000 Index. The written covered call options on the Russell 2000 Index correspond to approximately 50% of the value of the portfolio of stocks in the Russell 2000 Index. The Cboe Russell 2000 Half BuyWrite Index specifically reflects the performance of the component securities of the Russell 2000 Index combined with written (sold) ATM call options corresponding to the value of 50% of the value of the portfolio of stocks in the Russell 2000 Index. The Fund invests in the securities reflected in the Cboe Russell 2000 Half BuyWrite Index or in investments (including other underlying ETFs) that have economic characteristics that are substantially identical to the economic characteristics of such component securities, and cannot invest directly in the Cboe Russell 2000 Half BuyWrite Index itself.

The Russell 2000 Index is an equity benchmark which measures the performance of the small-capitalization sector of the U.S. equity market as defined by FTSE Russell, the index provider.

Cboe S&P Financial Select Sector Half BuyWrite Index

The Cboe S&P Financial Select Sector Half BuyWrite Index measures the performance of a partially covered call strategy that holds a theoretical portfolio of the underlying securities of the Financial Select Sector Index. The Cboe S&P Financial Select Sector Half BuyWrite Index "writes" (or sells) a succession of one-month at-the-money covered call options on the Financial Select Sector SPDR[®] Fund, or such other fund that seeks to track the performance of the Financial Select Sector Index, as determined by S&P Dow Jones Indices LLC. The call options correspond to approximately 50% of the value of the securities in the Financial Select Sector Index, therefore representing a partially covered call strategy. The call options written (sold) by the Fund will be FLEXible EXchange ("FLEX") options. The Fund invests in the securities reflected in the Underlying Index and cannot invest directly in the Cboe S&P Financial Select Sector Half BuyWrite Index itself.

The Cboe S&P Financial Select Sector Half BuyWrite Index is sponsored by S&P Dow Jones Indices LLC, which is an organization that is independent of the Fund and the Adviser.

Cboe S&P Health Care Select Sector Half BuyWrite Index

The Cboe S&P Health Care Select Sector Half BuyWrite Index measures the performance of a partially covered call strategy that holds a theoretical portfolio of the underlying securities of the Health Care Select Sector Index. The Cboe S&P Health Care Select Sector Half BuyWrite Index "writes" (or sells) a succession of one-month at-the-money covered call options on the Health Care Select Sector SPDR[®] Fund, or such other fund that seeks to track the performance of the Health Care Select Sector Index, as determined by S&P Dow Jones Indices LLC. The call options correspond to approximately 50% of the value of the securities in the Health Care Select Sector Index, therefore representing a partially covered call strategy. The call options written (sold) by the Fund will be FLEXible EXchange ("FLEX") options. The Fund invests in the securities reflected in the Cboe S&P Health Care Select Sector Half BuyWrite Index and cannot invest directly in the Cboe S&P Health Care Select Sector Half BuyWrite Index itself.

The Cboe S&P Health Care Select Sector Half BuyWrite Index is sponsored by S&P Dow Jones Indices LLC, which is an organization that is independent of the Fund and the Adviser.

Cboe S&P Technology Select Sector Half BuyWrite Index

The Cboe S&P Technology Select Sector Half BuyWrite Index measures the performance of a partially covered call strategy that holds a theoretical portfolio of the underlying securities of the Information Technology Select Sector Index. The Cboe S&P Technology Select Sector Half BuyWrite Index "writes" (or sells) a succession of one-month at-the-money covered call options on the Information Technology Select Sector SPDR[®] Fund, or such other fund that seeks to track the performance of the Information Technology Select Sector Index, as determined by S&P Dow Jones Indices LLC. The call options correspond to approximately 50% of the value of the securities in the Information Technology Select Sector Index, therefore representing a partially covered call strategy. The call options written (sold) by the Fund will be FLEXible EXchange ("FLEX") options. The Fund invests in the securities reflected in the Cboe S&P Technology Select Sector Half BuyWrite Index and cannot invest directly in the Cboe S&P Technology Select Sector Half BuyWrite Index itself.

The Cboe S&P Technology Select Sector Half BuyWrite Index is sponsored by S&P Dow Jones Indices LLC, which is an organization that is independent of the Fund and the Adviser.

Nasdaq-100 ESG BuyWrite Index

The Nasdaq-100 ESG BuyWrite Index seeks to provide long exposure to an equity portfolio that applies a set of specific Environmental, Social and Governance ("ESG") criteria as part of its security selection process, while also selling call options generally associated with such exposure. Specifically, the Nasdaq-100 ESG BuyWrite Index measures the performance of a covered call strategy, also known as a "buy-write" strategy, that seeks to provide long exposure by "buying" the underlying components of the Nasdaq-100 ESG Index and to generate options premium income by "writing" (selling) a succession of one-month, at-the-money ("ATM") covered call options on the Nasdaq-100 Index. In seeking to track the Nasdaq-100 ESG BuyWrite Index, the Fund invests in the securities reflected in the Nasdaq-100 ESG BuyWrite Index by purchasing the underlying holdings of the Reference Index in proportion to their weight in the Nasdaq-100 ESG Index, and systematically writing (selling) a succession of one-month, ATM covered call options on the Nasdaq-100 Index. The implications of the written (sold) call options are described in more detail here:

Call Options – When the Fund sells a call option, the Fund receives a premium in exchange for an obligation to sell shares of the Nasdaq-100 Index at a strike price on the expiration date if the buyer of the call option exercises it. If the Nasdaq-100 Index closes above the strike price as of the expiration date and the buyer exercises the call option, the investor will have to pay the difference between the value of the Nasdaq-100 Index and the strike price. If the Nasdaq-100 Index closes below the strike price as of the expiration date, the call option may end up worthless and the investor retains the premium. Generally speaking, an at-the-money (“ATM”) call option refers to an option where the strike price of the option is equal to the price of the underlying asset at the time when the option is written (sold).

On a monthly basis, the Nasdaq-100 ESG BuyWrite Index seeks to achieve its objective by writing (selling) a succession of one-month, ATM call options on the Nasdaq-100 Index corresponding to approximately 100% of the value of the securities in the Reference Index, and will cover such options by holding the component securities of the Nasdaq-100 ESG Index in the same weighting proportion as the Nasdaq-100 ESG Index. Each call option written in the Nasdaq-100 ESG BuyWrite Index will have an exercise price generally at the prevailing market price of the Nasdaq-100 Index. However, if call options with those precise strike prices are unavailable, the Nasdaq-100 ESG BuyWrite Index will instead select the call options with the strike price closest to but above the prevailing market price of the Nasdaq-100 Index. Each option position in the Nasdaq-100 ESG BuyWrite Index’s composition will (i) be traded on a national securities exchange; (ii) be held until expiration date; (iii) expire on its date of maturity; (iv) only be subject to exercise on its expiration date; and (v) be settled in cash.

The Nasdaq-100 Index is composed of securities issued by 100 of the largest non-financial companies listed on the Nasdaq Global Select Market or Nasdaq Global Market (two of the three tiers of The Nasdaq Stock Market for the U.S. with the most stringent listing requirements) by market capitalization, as defined by Nasdaq.

The Nasdaq-100 ESG Index comprises the securities included in the Nasdaq-100 Index after excluding certain companies that are: 1) engaged in identified business activities, 2) subject to certain controversy, and/or 3) fail to comply with certain fundamental principles. Specifically, the Reference Index employs negative screens to exclude securities of companies with business activities that do not meet certain ESG eligibility criteria. Such screens rely on information from Sustainalytics, a globally-recognized independent provider of ESG research, ratings, and data. Companies’ business activities are distinguished between categories with absolute prohibitions (which do not allow any involvement by a company in a certain business activity) and categories that permit a de minimis amount of a certain business activity (generally, permitting a company to derive less than 5% of its revenues from, or to own less than 10% of another company that engages in, such activity). Examples of business activities with absolute prohibitions include, but are not limited to, arctic oil & gas exploration, cannabis production and controversial weapons, while examples of business activities with limited prohibitions include, but are not limited to, alcoholic beverages, gambling and nuclear power production.

Companies in the Nasdaq-100 ESG Index are weighted by their market capitalization and adjusted by their Sustainalytics ESG Risk Rating Score. Capping to weights are employed, where necessary, to meet diversification standards, as determined by Nasdaq. The Nasdaq-100 ESG Index is rebalanced quarterly.

Cboe S&P 500 ESG BuyWrite Index

The Cboe S&P 500 ESG BuyWrite Index seeks to provide long exposure to an equity portfolio that applies a set of specific Environmental, Social and Governance (“ESG”) criteria as part of its security selection process, while also selling call options generally associated with such exposure. Specifically, the Cboe S&P 500 ESG BuyWrite Index measures the performance of a covered call strategy, also known as a “buy-write” strategy, that seeks to provide long exposure by “buying” the underlying components of the S&P 500 ESG Index and to generate options premium income by “writing” (selling) a succession of one-month, at-the-money (“ATM”) covered call options on the S&P 500 ESG Index. In seeking to track the Cboe S&P 500 ESG BuyWrite Index, the Fund invests in the securities reflected in the Underlying Index by purchasing the underlying holdings of the S&P 500 ESG Index in proportion to their weight in the S&P 500 ESG Index, and systematically writing (selling) a succession of one-month, ATM covered call options on the S&P 500 ESG Index. The implications of the written (sold) call options are described in more detail here:

Call Options – When the Fund sells a call option, the Fund receives a premium in exchange for an obligation to sell shares of the Reference Index at a strike price on the expiration date if the buyer of the call option exercises it. If the Reference Index closes above the strike price as of the expiration date and the buyer exercises the call option, the investor will have to pay the difference between the value of the S&P 500 ESG Index and the strike price. If the Reference Index closes below the strike price as of the expiration date, the call option may end up worthless and the investor retains the premium. Generally speaking, an at-the-money (“ATM”) call option refers to an option where the strike price of the option is equal to the price of the underlying asset at the time when the option is written (sold).

On a monthly basis, the Cboe S&P 500 ESG BuyWrite Index's portfolio will write (sell) a succession of one-month call options corresponding to the value of the underlying securities of the Reference Index and will cover such options by holding the component securities of the S&P 500 ESG Index. Each call option written in the Underlying Index's portfolio will have an exercise price generally at the prevailing market price of the S&P 500 ESG Index. However, if call options with those precise strike prices are unavailable, the Underlying Index's portfolio will instead select the call options with the strike price closest to but above the prevailing market price of the S&P 500 ESG Index. Each option position in the Cboe S&P 500 ESG BuyWrite Index's portfolio will (i) be traded on a national securities exchange; (ii) be held until expiration date; (iii) expire on its date of maturity; (iv) only be subject to exercise on its expiration date; and (v) be settled in cash.

The S&P 500 ESG Index is designed to measure the performance of securities meeting certain sustainability criteria (criteria related to Environmental, Social and Governance ("ESG") factors), while maintaining similar overall industry group weights as the S&P 500 Index, as determined by S&P (the "Index Provider"). The S&P 500 Index is a float adjusted market capitalization equity benchmark which is generally regarded as being representative of the large-cap segment of the U.S. stock market. A float-adjusted market capitalization weighted index weights each index component according to its market capitalization, using the number of shares that are readily available for purchase on the open market. The S&P 500 Index is rebalanced annually.

Cboe DJIA Half BuyWrite Index

The Cboe DJIA Half BuyWrite Index measures the performance of a partially covered call strategy that holds a theoretical portfolio of the underlying stocks of the Dow Jones Industrial Average® (the "Reference Index"), and "writes" (or sells) a succession of one-month at-the-money covered call options on the Dow Jones Industrial Average®. The call options correspond to approximately 50% of the value of the securities in the Dow Jones Industrial Average®, therefore representing a partially covered call strategy.

The Cboe DJIA Half BuyWrite Index is sponsored by S&P Dow Jones Indices LLC, which is an organization that is independent of the Fund and the Adviser.

Cboe MSCI Emerging Markets IMI BuyWrite Index

The Cboe MSCI Emerging Markets IMI BuyWrite Index measures the performance of a theoretical portfolio that employs a covered call strategy. A covered call strategy is generally considered to be an investment strategy in which an investor buys a security, and "writes" (or sells) a call option on that security in an attempt to generate more income. Each time a fund writes a covered call option, the fund receives a payment of money from the investor who buys the option from the fund, which is called the premium. If the fund's value declines because of a decline in the value of a reference index, the premium that the fund received for writing the covered call option offsets this loss to some extent. The Cboe MSCI Emerging Markets IMI BuyWrite Index's covered call strategy buys the underlying securities of a reference index and "writes" (or sells) covered call options on the underlying securities of a reference fund. Specifically, the Cboe MSCI Emerging Markets IMI BuyWrite Index holds a theoretical portfolio of the underlying securities of the Cboe MSCI Emerging Markets Investable Market Index (the "Reference Index") and "writes" (or sells) a succession of one-month at-the-money ("ATM") covered call options on the iShares Core Cboe MSCI Emerging Markets ETF ("Reference Fund"), or such other fund that seeks to track the performance of the Cboe MSCI Emerging Markets Investable Market Index, as determined by the Index Provider. The call options written (sold) by the Fund will be FLEXible EXchange ("FLEX") options. The Fund invests in the securities reflected in the Cboe MSCI Emerging Markets IMI BuyWrite Index or in investments (including other underlying ETFs) that are substantially identical to such component securities and cannot invest directly in the Cboe MSCI Emerging Markets IMI BuyWrite Index itself. The implications of the written (sold) FLEX call options are described in more detail here:

Call Options – When the Fund sells a call option, the Fund receives a premium in exchange for an obligation to sell shares of a reference asset at a strike price on the expiration date if the buyer of the call option exercises it. If the reference asset closes above the strike price as of the expiration date and the buyer exercises the call option, the Fund will have to pay the difference between the value of the reference asset and the strike price. If the reference asset closes below the strike price as of the expiration date, the call option may end up worthless and the Fund retains the premium.

FLEX Options – FLEX options are options guaranteed by the Options Clearing Corporation (OCC), that allow investors to customize key contract terms, including expiration date, exercise style, exercise price, and expanded position limits.

On a monthly basis, the Cboe MSCI Emerging Markets IMI BuyWrite Index's hypothetical portfolio will write (sell) a succession of one-month FLEX call options on the Reference Fund corresponding to approximately 100% of the value of the securities in the Cboe MSCI Emerging Markets Investable Market Index, and will cover such options by holding investments (including other underlying ETFs) that are substantially identical to such component securities. The exercise price of each FLEX call option written is the listed option reference price closest to the Volume Weighted Average Price ("VWAP") of the Reference Fund from 12:59 p.m. ET to 1:00 p.m. ET on the roll date or, if the Reference Fund does not trade during this period, the last mid-price of the Reference Fund before 1:00 p.m. ET. The roll date is a specified day of each month when the open call options position of the Cboe MSCI Emerging Markets IMI BuyWrite Index is liquidated, and a new call option position is opened that will expire as of the next roll date. The roll date for the Cboe MSCI Emerging Markets IMI BuyWrite Index is the business day prior to the standard monthly listed option expiry date, the latter typically being the third Friday of each month. Each option position will (i) be held until one day prior to the expiration date (i.e., generally the Thursday preceding the third Friday of the month) and liquidated at a price determined at 2:00p.m. ET; (ii) expire on its date of maturity (in the next calendar month); and (iii) only be subject to exercise on its expiration date. Because FLEX options may not trade regularly, the Cboe MSCI Emerging Markets IMI BuyWrite Index will utilize a model-based valuation for the FLEX options that references the quoted prices for listed options on the Reference Fund.

The MSCI Emerging Markets Investable Market Index is an equity benchmark which measures the performance of the large, mid and small-capitalization equity market across Emerging Markets, as defined by MSCI, Inc. (the "Index Provider"). The MSCI Emerging Markets Investable Market Index is a free float-adjusted market capitalization weighted index that includes securities classified as Emerging Markets according to the Index Provider, which screens companies using size, liquidity and other criteria in order to determine the investable universe. As of December 31, 2023, the MSCI Emerging Markets Investable Market Index's largest exposures were to constituents with material exposure to China, India and Taiwan, and to constituents representing the financials and information technology sectors.

Disclaimers

Standard & Poor's[®], S&P[®] and S&P 500 Stock Covered Call[™] are registered trademarks of Standard & Poor's Financial Services LLC ("S&P") and have been licensed for use by the Adviser. Each of the Global X S&P 500[®] Covered Call ETF, Global X S&P 500[®] Covered Call & Growth ETF, Global X S&P 500[®] Risk Managed Income ETF and the Global X S&P 500 ESG Covered Call ETF ("ETF") is not sponsored, endorsed, sold or promoted by Standard & Poor's and its affiliates ("S&P"). S&P makes no representation, condition or warranty, express or implied, to the owners of the ETF or any member of the public regarding the advisability of investing in securities generally or in the ETF particularly or the ability of the CBOE S&P 500 BuyWrite Index, Cboe S&P 500 Half BuyWrite Index, Cboe S&P 500 Risk Managed Income Index and Cboe S&P 500 ESG BuyWrite Index (an "Index") to track the performance of certain financial markets and/or sections thereof and/or of groups of assets or asset classes. S&P's only relationship to the Adviser is the licensing of certain trademarks and trade names and of the index which is determined, composed and calculated by S&P without regard to the Adviser or the ETF. S&P has no obligation to take the needs of Global X Management Company, LLC or the owners of the ETF into consideration in determining, composing or calculating the index. S&P is not responsible for and has not participated in the determination of the prices and amount of the ETF or the timing of the issuance or sale of the ETF or in the determination or calculation of the equation by which the ETF units are to be converted into cash. S&P has no obligation or liability in connection with the administration, marketing, or trading of the ETF.

Neither S&P, its affiliates nor third party licensors, guarantees the accuracy and/or the completeness of the index or any data included therein and S&P, its affiliates and their third party licensors, shall have no liability for any errors, omissions, or interruptions therein. S&P, its affiliates and third party licensors make no warranty, condition or representation, express or implied, as to the results to be obtained by to Adviser, owners of the ETF, or any other person or entity from the use of the index or any data included therein. S&P makes no express or implied warranties, representations or conditions, and expressly disclaims all warranties or conditions of merchantability or fitness for a particular purpose or use and any other express or implied warranty or condition with respect to the index or any data included therein. Without limiting any of the foregoing, in no event shall S&P, its affiliates or their third party licensors, have any liability for any special, punitive, indirect, or consequential damages (including lost profits) resulting from the use of the index or any data included therein, even if notified of the possibility of such damages.

NO FUND IS SPONSORED, ENDORSED, SOLD OR PROMOTED BY MSCI INC. ("MSCI"), ANY OF ITS AFFILIATES, ANY OF ITS INFORMATION PROVIDERS OR ANY OTHER THIRD PARTY INVOLVED IN, OR RELATED TO, COMPILING, COMPUTING OR CREATING ANY MSCI INDEX (COLLECTIVELY, THE "MSCI PARTIES"). THE MSCI INDEXES ARE THE EXCLUSIVE PROPERTY OF MSCI. MSCI AND THE MSCI INDEX NAMES ARE SERVICE MARK (S) OF MSCI OR ITS AFFILIATES AND HAVE BEEN LICENSED FOR USE FOR CERTAIN PURPOSES BY THE ADVISER. NONE OF THE MSCI PARTIES MAKES ANY REPRESENTATION OR WARRANTY, EXPRESS OR

IMPLIED, TO THE ISSUER OR OWNERS OF THIS FUND OR ANY OTHER PERSON OR ENTITY REGARDING THE ADVISABILITY OF INVESTING IN FUNDS GENERALLY OR IN THIS FUND PARTICULARLY OR THE ABILITY OF ANY MSCI INDEX TO TRACK CORRESPONDING STOCK MARKET PERFORMANCE. MSCI OR ITS AFFILIATES ARE THE LICENSORS OF CERTAIN TRADEMARKS, SERVICE MARKS AND TRADE NAMES AND OF THE MSCI INDEXES WHICH ARE DETERMINED, COMPOSED AND CALCULATED BY MSCI WITHOUT REGARD TO THIS FUND OR THE ISSUER OR OWNERS OF THIS FUND OR ANY OTHER PERSON OR ENTITY. NONE OF THE MSCI PARTIES HAS ANY OBLIGATION TO TAKE THE NEEDS OF THE ISSUER OR OWNERS OF THIS FUND OR ANY OTHER PERSON OR ENTITY INTO CONSIDERATION IN DETERMINING, COMPOSING OR CALCULATING THE MSCI INDEXES. NONE OF THE MSCI PARTIES IS RESPONSIBLE FOR OR HAS PARTICIPATED IN THE DETERMINATION OF THE TIMING OF, PRICES AT, OR QUANTITIES OF THIS FUND TO BE ISSUED OR IN THE DETERMINATION OR CALCULATION OF THE EQUATION BY OR THE CONSIDERATION INTO WHICH THIS FUND IS REDEEMABLE. FURTHER, NONE OF THE MSCI PARTIES HAS ANY OBLIGATION OR LIABILITY TO THE ISSUER OR OWNERS OF THIS FUND OR ANY OTHER PERSON OR ENTITY IN CONNECTION WITH THE ADMINISTRATION, MARKETING OR OFFERING OF THIS FUND. ALTHOUGH MSCI SHALL OBTAIN INFORMATION FOR INCLUSION IN OR FOR USE IN THE CALCULATION OF THE MSCI INDEXES FROM SOURCES THAT MSCI CONSIDERS RELIABLE, NONE OF THE MSCI PARTIES WARRANTS OR GUARANTEES THE ORIGINALITY, ACCURACY AND/OR THE COMPLETENESS OF ANY MSCI INDEX OR ANY DATA INCLUDED THEREIN. NONE OF THE MSCI PARTIES MAKES ANY WARRANTY, EXPRESS OR IMPLIED, AS TO RESULTS TO BE OBTAINED BY THE ISSUER OF THE FUND. OWNERS OF THE FUND, OR ANY OTHER PERSON OR ENTITY, FROM THE USE OF ANY MSCI INDEX OR ANY DATA INCLUDED THEREIN. NONE OF THE MSCI PARTIES SHALL HAVE ANY LIABILITY FOR ANY ERRORS, OMISSIONS OR INTERRUPTIONS OF OR IN CONNECTION WITH ANY MSCI INDEX OR ANY DATA INCLUDED THEREIN. FURTHER, NONE OF THE MSCI PARTIES MAKES ANY EXPRESS OR IMPLIED WARRANTIES OF ANY KIND. AND THE MSCI PARTIES HEREBY EXPRESSLY DISCLAIM ALL WARRANTIES OF MERCHANTABILITY AND FITNESS FOR A PARTICULAR PURPOSE, WITH RESPECT TO EACH MSCI INDEX AND ANY DATA INCLUDED THERE IN. WITHOUT LIMITING ANY OF THE FOREGOING, IN NO EVENT SHALL ANY OF THE MSCI PARTIES HAVE ANY LIABILITY FOR ANY DIRECT, INDIRECT, SPECIAL, PUNITIVE, CONSEQUENTIAL OR ANY OTHER DAMAGES (INCLUDING LOST PROFITS) EVEN IF NOTIFIED OF THE POSSIBILITY OF SUCH DAMAGES.

No purchaser, seller or holder of this Fund, or any other person or entity, should use or refer to any MSCI trade name, trademark or service mark to sponsor, endorse, market or promote this Fund without first contacting MSCI to determine whether MSCI's permission is required. Under no circumstances may any person or entity claim any affiliation with MSCI without the prior written permission of MSCI.

"CBOE[®]" is a registered trademark of Chicago Board Options Exchange, Incorporated ("CBOE"). NASDAQ[®], NASDAQ-100[®] and NASDAQ-100 Index[®] are registered trademarks of Nasdaq, Inc. ("NASDAQ"). NASDAQ has granted the Adviser ("Licensee") a license to use the CBOE NASDAQ-100[®] BuyWrite V2 Index for purposes of Licensee's Global X NASDAQ 100[®] Covered Call ETF, the Cboe Russell 2000 BuyWrite Index for purposes of Licensee's Global X Russell 2000 Covered Call ETF, the Cboe Nasdaq 100 Half BuyWrite V2 Index for purposes of Licensee's Global X Nasdaq 100[®] Covered Call & Growth ETF, the Nasdaq-100 Monthly Net Credit Collar 95-100 Index for purposes of Licensee's Global X NASDAQ 100[®] Risk Managed Income ETF, the DJIA Cboe BuyWrite v2 Index for purposes of Licensee's Global X Dow 30[®] Covered Call ETF, the Cboe Russell 2000 Half BuyWrite Index for purposes of Licensee's Global X Russell 2000 Covered Call & Growth ETF, the Cboe S&P Financial Select Sector Half BuyWrite Index for purposes of Licensee's Global X Financials Covered Call & Growth ETF, the Cboe S&P Health Care Select Sector Half BuyWrite Index for purposes of Licensee's Global X Health Care Covered Call & Growth ETF, the Cboe S&P Technology Select Sector Half BuyWrite Index for purposes of Licensee's Global X Information Technology Covered Call & Growth ETF, the Nasdaq-100 ESG BuyWrite Index for purposes of Licensee's Global X Nasdaq 100 ESG Covered Call ETF, and the Cboe DJIA Half BuyWrite Index or purposes of Licensee's Global X Dow 30 Covered Call & Growth ETF. The Global X NASDAQ 100[®] Covered Call ETF, the Global X Russell 2000 Covered Call ETF, the Global X Nasdaq 100[®] Covered Call & Growth ETF, the Global X NASDAQ 100[®] Risk Managed Income ETF, the Global X Dow 30[®] Covered Call ETF, the Global X Russell 2000 Covered Call & Growth ETF, the Global X Financials Covered Call & Growth ETF, the Global X Health Care Covered Call & Growth ETF, the Global X Information Technology Covered Call & Growth ETF, the Global X Nasdaq 100 ESG Covered Call ETF and the Global X Dow 30 Covered Call & Growth ETF are not sponsored, endorsed, sold or promoted by NASDAQ, CBOE or their affiliates (NASDAQ and CBOE, collectively with their affiliates, are referred to as the "Corporations").

The Corporations have not passed on the legality or suitability of, or the accuracy or adequacy of descriptions and disclosures relating to, the Global X NASDAQ 100[®] Covered Call ETF, the Global X Russell 2000 Covered Call ETF, the Global X Nasdaq 100[®] Covered Call & Growth ETF, the Global X NASDAQ 100[®] Risk Managed Income ETF, the Global X Dow 30[®] Covered Call ETF, the Global X Russell 2000 Covered Call & Growth ETF, the Global X Financials Covered Call & Growth

ETF, the Global X Health Care Covered Call & Growth ETF, the Global X Information Technology Covered Call & Growth ETF, the Global X Nasdaq 100 ESG Covered Call ETF and the Global X Dow 30 Covered Call & Growth ETF. The Corporations make no representation or warranty, express or implied to the owners of the Global X NASDAQ 100[®] Covered Call ETF, the Global X Russell 2000 Covered Call ETF, the Global X Nasdaq 100[®] Covered Call & Growth ETF, the Global X NASDAQ 100[®] Risk Managed Income ETF, the Global X Dow 30[®] Covered Call ETF, the Global X Russell 2000 Covered Call & Growth ETF, the Global X Financials Covered Call & Growth ETF, the Global X Health Care Covered Call & Growth ETF, the Global X Information Technology Covered Call & Growth ETF, the Global X Nasdaq 100 ESG Covered Call ETF and the Global X Dow 30 Covered Call & Growth ETF particularly, or the ability of the CBOE NASDAQ-100[®] BuyWrite V2 Index, Cboe Russell 2000 BuyWrite Index, Cboe Nasdaq 100 Half BuyWrite V2 Index, Nasdaq-100 Monthly Net Credit Collar 95-100 Index, DJIA Cboe BuyWrite v2 Index, Cboe Russell 2000 Half BuyWrite Index, Cboe S&P Financial Select Sector Half BuyWrite Index, Cboe S&P Health Care Select Sector Half BuyWrite Index, Cboe S&P Technology Select Sector Half BuyWrite Index, Nasdaq-100 ESG BuyWrite Index or the Cboe DJIA Half BuyWrite Index to track general stock market performance.

The Corporations' only relationship to Global X Management Company LLC (the "Licensee") is in the licensing of the Nasdaq[®], CBOE[®], NASDAQ-100[®] and NASDAQ-100 Index[®] and certain trade names of the Corporations and the use of the CBOE NASDAQ-100[®] BuyWrite V2 Index, Cboe Russell 2000 BuyWrite Index, Cboe Nasdaq 100 Half BuyWrite V2 Index, Nasdaq-100 Monthly Net Credit Collar 95-100 Index, DJIA Cboe BuyWrite v2 Index, Cboe Russell 2000 Half BuyWrite Index, Cboe S&P Financial Select Sector Half BuyWrite Index, Cboe S&P Health Care Select Sector Half BuyWrite Index, Cboe S&P Technology Select Sector Half BuyWrite Index, Nasdaq-100 ESG BuyWrite Index or the Cboe DJIA Half BuyWrite Index which is determined, composed and calculated by the Corporations without regard to Licensee or the Global X NASDAQ 100[®] Covered Call ETF, the Global X Russell 2000 Covered Call ETF, the Global X Nasdaq 100[®] Covered Call & Growth ETF, the Global X NASDAQ 100[®] Risk Managed Income ETF, the Global X Dow 30[®] Covered Call ETF, the Global X Russell 2000 Covered Call & Growth ETF, the Global X Financials Covered Call & Growth ETF, the Global X Health Care Covered Call & Growth ETF, the Global X Information Technology Covered Call & Growth ETF, the Global X Nasdaq 100 ESG Covered Call ETF and the Global X Dow 30 Covered Call & Growth ETF. The Corporations have no obligation to take the needs of the Licensee or the owners of the Global X NASDAQ 100[®] Covered Call ETF, the Global X Russell 2000 Covered Call ETF, the Global X Nasdaq 100[®] Covered Call & Growth ETF, the Global X NASDAQ 100[®] Risk Managed Income ETF, the Global X Dow 30[®] Covered Call ETF, the Global X Russell 2000 Covered Call & Growth ETF, the Global X Financials Covered Call & Growth ETF, the Global X Health Care Covered Call & Growth ETF, the Global X Information Technology Covered Call & Growth ETF, the Global X Nasdaq 100 ESG Covered Call ETF and the Global X Dow 30 Covered Call & Growth ETF into consideration in determining, composing or calculating the CBOE NASDAQ-100[®] BuyWrite V2 Index, Cboe Russell 2000 BuyWrite Index, Cboe Nasdaq 100 Half BuyWrite V2 Index, Nasdaq-100 Monthly Net Credit Collar 95-100 Index, DJIA Cboe BuyWrite v2 Index, Cboe Russell 2000 Half BuyWrite Index, Cboe S&P Financial Select Sector Half BuyWrite Index, Cboe S&P Health Care Select Sector Half BuyWrite Index, Cboe S&P Technology Select Sector Half BuyWrite Index, Nasdaq-100 ESG BuyWrite Index or the Cboe DJIA Half BuyWrite Index. The Corporations are not responsible for and have not participated in the determination of the timing of, prices at, or quantities of the Global X NASDAQ 100[®] Covered Call ETF, the Global X Russell 2000 Covered Call ETF, the Global X Nasdaq 100[®] Covered Call & Growth ETF, the Global X NASDAQ 100[®] Risk Managed Income ETF, the Global X Dow 30[®] Covered Call ETF, the Global X Russell 2000 Covered Call & Growth ETF, the Global X Financials Covered Call & Growth ETF, the Global X Health Care Covered Call & Growth ETF, the Global X Information Technology Covered Call & Growth ETF, the Global X Nasdaq 100 ESG Covered Call ETF and the Global X Dow 30 Covered Call & Growth ETF to be issued or in the determination or calculation of the equation by which the Global X NASDAQ 100[®] Covered Call ETF, the Global X Russell 2000 Covered Call ETF, the Global X Nasdaq 100[®] Covered Call & Growth ETF, the Global X NASDAQ 100[®] Risk Managed Income ETF, the Global X Dow 30[®] Covered Call ETF, the Global X Russell 2000 Covered Call & Growth ETF, the Global X Financials Covered Call & Growth ETF, the Global X Health Care Covered Call & Growth ETF, the Global X Information Technology Covered Call & Growth ETF, the Global X Nasdaq 100 ESG Covered Call ETF and the Global X Dow 30 Covered Call & Growth ETF is to be converted into cash. The Corporations have no liability in connection with the administration, marketing or trading of the Global X NASDAQ 100[®] Covered Call ETF, the Global X Russell 2000 Covered Call ETF, the Global X Nasdaq 100[®] Covered Call & Growth ETF, the Global X NASDAQ 100[®] Risk Managed Income ETF, the Global X Dow 30[®] Covered Call ETF, the Global X Russell 2000 Covered Call & Growth ETF, the Global X Financials Covered Call & Growth ETF, the Global X Health Care Covered Call & Growth ETF, the Global X Information Technology Covered Call & Growth ETF, the Global X Nasdaq 100 ESG Covered Call ETF and the Global X Dow 30 Covered Call & Growth ETF.

THE CORPORATIONS DO NOT GUARANTEE THE ACCURACY AND/OR UNINTERRUPTED CALCULATION OF THE CBOE NASDAQ-100® BUYWRITE V2 INDEX, CBOE RUSSELL 2000 BUYWRITE INDEX, CBOE NASDAQ 100 HALF BUYWRITE V2 INDEX, NASDAQ-100 MONTHLY NET CREDIT COLLAR 95-100 INDEX, DJIA CBOE BUYWRITE V2 INDEX, CBOE RUSSELL 2000 HALF BUYWRITE INDEX, CBOE S&P FINANCIAL SELECT SECTOR HALF BUYWRITE INDEX, CBOE S&P HEALTH CARE SELECT SECTOR HALF BUYWRITE INDEX, CBOE S&P TECHNOLOGY SELECT SECTOR HALF BUYWRITE INDEX, NASDAQ-100 ESG BUYWRITE INDEX OR THE CBOE DJIA HALF BUYWRITE INDEX OR ANY DATA INCLUDED THEREIN. THE CORPORATIONS MAKE NO WARRANTY, EXPRESS OR IMPLIED, AS TO RESULTS TO BE OBTAINED BY LICENSEE, OWNERS OF THE GLOBAL X NASDAQ 100® COVERED CALL ETF, THE GLOBAL X RUSSELL 2000 COVERED CALL ETF, THE GLOBAL X NASDAQ 100® COVERED CALL & GROWTH ETF, THE GLOBAL X NASDAQ 100® RISK MANAGED INCOME ETF, THE GLOBAL X DOW 30® COVERED CALL ETF, THE GLOBAL X RUSSELL 2000 COVERED CALL & GROWTH ETF, THE GLOBAL X FINANCIALS COVERED CALL & GROWTH ETF, THE GLOBAL X HEALTH CARE COVERED CALL & GROWTH ETF, THE GLOBAL X INFORMATION TECHNOLOGY COVERED CALL & GROWTH ETF, THE GLOBAL X NASDAQ 100 ESG COVERED CALL ETF AND THE GLOBAL X DOW 30 COVERED CALL & GROWTH ETF OR ANY OTHER PERSON OR ENTITY FROM THE USE OF THE CBOE NASDAQ-100® BUYWRITE V2 INDEX, CBOE RUSSELL 2000 BUYWRITE INDEX, CBOE NASDAQ 100 HALF BUYWRITE V2 INDEX, NASDAQ-100 MONTHLY NET CREDIT COLLAR 95-100 INDEX, DJIA CBOE BUYWRITE V2 INDEX, CBOE RUSSELL 2000 HALF BUYWRITE INDEX, CBOE S&P FINANCIAL SELECT SECTOR HALF BUYWRITE INDEX, CBOE S&P HEALTH CARE SELECT SECTOR HALF BUYWRITE INDEX, CBOE S&P TECHNOLOGY SELECT SECTOR HALF BUYWRITE INDEX, NASDAQ-100 ESG BUYWRITE INDEX OR THE CBOE DJIA HALF BUYWRITE INDEX OR ANY DATA INCLUDED THEREIN. THE CORPORATIONS MAKE NO EXPRESS OR IMPLIED WARRANTIES, AND EXPRESSLY DISCLAIM ALL WARRANTIES OF MERCHANTABILITY OR FITNESS FOR A PARTICULAR PURPOSE OR USE WITH RESPECT TO THE CBOE NASDAQ-100® BUYWRITE V2 INDEX, CBOE RUSSELL 2000 BUYWRITE INDEX, CBOE NASDAQ 100 HALF BUYWRITE V2 INDEX, NASDAQ-100 MONTHLY NET CREDIT COLLAR 95-100 INDEX, DJIA CBOE BUYWRITE V2 INDEX, CBOE RUSSELL 2000 HALF BUYWRITE INDEX, CBOE S&P FINANCIAL SELECT SECTOR HALF BUYWRITE INDEX, CBOE S&P HEALTH CARE SELECT SECTOR HALF BUYWRITE INDEX, CBOE S&P TECHNOLOGY SELECT SECTOR HALF BUYWRITE INDEX, NASDAQ-100 ESG BUYWRITE INDEX OR THE CBOE DJIA HALF BUYWRITE INDEX OR ANY DATA INCLUDED THEREIN. WITHOUT LIMITING ANY OF THE FOREGOING, IN NO EVENT SHALL THE CORPORATIONS HAVE ANY LIABILITY FOR ANY LOST PROFITS OR SPECIAL, INCIDENTAL, PUNITIVE, INDIRECT, OR CONSEQUENTIAL DAMAGES, EVEN IF NOTIFIED OF THE POSSIBILITY OF SUCH DAMAGES.

OTHER SERVICE PROVIDERS

SEI Investments Global Funds Services is the sub-administrator for each Fund.

The Bank of New York Mellon is the custodian and transfer agent for each Fund except the Global X S&P 500® Covered Call ETF, Global X NASDAQ 100® Covered Call ETF, Global X Russell 2000 Covered Call ETF and the Global X Dow 30® Covered Call ETF. Brown Brothers Harriman & Co. serves as custodian and transfer agent to the Global X S&P 500® Covered Call ETF, Global X NASDAQ 100® Covered Call ETF, Global X Russell 2000 Covered Call ETF and the Global X Dow 30® Covered Call ETF.

Stradley Ronon Stevens & Young, LLP serves as counsel for the Trust and the Trust's Independent Trustees.

PricewaterhouseCoopers LLP serves as the Funds' independent registered public accounting firm and has audited the financial statements for the Funds for the fiscal years ended October 31, 2019, 2020, 2021, 2022 and 2023, as applicable.

ADDITIONAL INFORMATION

The Trust enters into contractual arrangements with various parties, including among others, the Funds' Adviser, sub-adviser(s) (as applicable), custodian(s), and transfer agent(s) who provide services to the Funds. Shareholders are not parties to any such contractual arrangements and are not intended beneficiaries of those contractual arrangements, and those contractual arrangements are not intended to create in any shareholder any right to enforce them against the service providers or to seek any remedy under them against the service providers, either directly or on behalf of the Trust.

This Prospectus provides information concerning the Funds that investors should consider in determining whether to purchase Fund Shares. Neither this Prospectus nor the SAI is intended, or should be read, to be or give rise to an agreement or contract between the Trust or the Funds and any investor, or to give rise to any rights in any shareholder or other person other than any rights under federal or state law that may not be waived.

FINANCIAL HIGHLIGHTS

Each Fund, except the Global X MSCI Emerging Markets Covered Call ETF had commenced operations and has financial highlights for the fiscal year ended October 31, 2023. The financial highlights tables are intended to help investors understand a Fund's financial performance since the Fund's inception. Certain information reflects financial results for a single Share of a Fund. The total returns in the tables represent the rate that an investor would have earned (or lost) on an investment in a Fund, assuming reinvestment of all dividends and distributions.

PricewaterhouseCoopers LLP serves as the Funds' independent registered public accounting firm and has audited the financial statements of the Funds for the fiscal years ended October 31, 2019, 2020, 2021, 2022 and 2023, as applicable. The Funds' financial statements are available without charge upon request.

FINANCIAL HIGHLIGHTS

Selected Per Share Data & Ratios For a Share Outstanding Throughout the Period

	Net Asset Value, Beginning of Period (\$)	Net Investment Income (\$)*	Net Realized and Unrealized Gain (Loss) on Investments (\$)	Total from Operations (\$)	Distribution from Net Investment Income (\$)	Distribution from Capital Gains (\$)	Return of Capital (\$)	Total from Distributions (\$)	Net Asset Value, End of Period (\$)	Total Return (%)**	Net Assets, End of Period (\$)(000)	Ratio of Expenses to Average Net Assets (%)	Ratio of Net Investment Income to Average Net Assets (%)	Portfolio Turnover (%)††
Global X S&P 500® Covered Call ETF ⁽¹⁾														
2023	40.00	0.43	2.13	2.56	(0.14)	—	(4.24)	(4.38)	38.18	6.45	2,805,206	0.60	1.07	7.90
2022	50.37	0.45	(5.50)	(5.05)	(1.05)	(0.11)	(4.16)	(5.32)	40.00	(10.72)	1,934,545	0.60	1.00	15.60
2021	42.45	0.39	12.14	12.53	(4.61)	—	—	(4.61)	50.37	30.67	669,855	0.6	0.80	4.84
2020	49.39	0.56	(4.17)	(3.61)	(0.58)	—	(2.75)	(3.33)	42.45	(7.42)	103,992	0.71 ⁽²⁾	1.22	7.29
2019	48.56	0.56	3.30	3.86	(2.27)	(0.39)	(0.37)	(3.03)	49.39	8.40	133,353	0.87 ⁽²⁾	1.16	3.92
Global X NASDAQ 100® Covered Call ETF ⁽¹⁾														
2023	16.15	0.05	2.44	2.49	—	—	(2.04)	(2.04)	16.60	15.91	7,521,213	0.61	0.31	38.93
2022	22.82	0.05	(4.13)	(4.08)	(0.24)	(0.50)	(1.85)	(2.59)	16.15	(19.18)	6,397,648	0.60	0.25	31.11
2021	20.65	0.02	4.73	4.75	(2.58)	—	—	(2.58)	22.82	23.89	5,036,215	0.6	0.11	19.99
2020	23.10	0.06	(0.06)	—	(0.06)	—	(2.39)	(2.45)	20.65	0.21	1,325,642	0.67 ⁽³⁾	0.27	27.87
2019	23.45	0.06	1.95	2.01	(1.83)	—	(0.53)	(2.36)	23.10	9.39	768,036	0.85 ⁽³⁾	0.26	11.82

* Per share data calculated using average shares method.

** Total Return is for the period indicated and has not been annualized. The return shown does not reflect the deduction of taxes that a shareholder would pay on Fund distributions or the redemption of Fund shares.

†† Portfolio turnover rate is for the period indicated and periods of less than one year have not been annualized. Excludes effect of in-kind transfers.

(1) The financial statements include the financial information of the Predecessor Funds through December 21, 2018 (See Note 1 in Notes to Financial Statements). As a result of the Reorganization, the Fund assumed the performance and accounting history of the Predecessor Fund. Accordingly, performance figures for the Fund for periods prior to the date of the Reorganization represent the performance of the Predecessor Fund.

(2) Excluding broker fees on written options, the ratio of expenses to average net assets would have been 0.64% and 0.65% for the year ended October 31, 2020 and year ended October 31, 2019, respectively. The ratio of Expenses to Average Net Assets includes the effect of a waiver. If these offsets were excluded, the ratio would have been 0.64% and 0.65% for the year ended October 31, 2020 and year ended October 31, 2019.

(3) Excluding broker fees on written options, the ratio of expenses to average net assets would have been 0.60% and 0.60% for the year ended October 31, 2020 and October 31, 2019, respectively. The ratio of Expenses to Average Net Assets includes the effect of a waiver. If these offsets were excluded, the ratio would have been 0.60% and 0.60% for the year ended October 31, 2020 and year ended October 31, 2019.

Amounts designated as "—" are either \$0 or have been rounded to \$0.

FINANCIAL HIGHLIGHTS

**Selected Per Share Data & Ratios
For a Share Outstanding Throughout the Period**

	Net Asset Value, Beginning of Period (\$)	Net Investment Income (Loss) (\$)*	Net Realized and Unrealized Gain (Loss) on Investments (\$)	Total from Operations (\$)	Distribution from Net Investment Income (\$)	Distribution from Capital Gains (\$)	Return of Capital (\$)	Total from Distributions (\$)	Net Asset Value, End of Period (\$)	Total Return (%)**	Net Assets, End of Period (\$)(000)	Ratio of Expenses to Average Net Assets (%)	Ratio of Net Investment Income (Loss) to Average Net Assets (%)	Portfolio Turnover (%)††
Global X Russell 2000 Covered Call ETF														
2023	19.55	0.19	(1.47)	(1.28)	(0.03)	—	(2.14)	(2.17)	16.10	(7.18)	1,406,038	0.57 ⁽¹⁾	1.04	19.24
2022	25.18	0.19	(3.10)	(2.91)	(0.44)	(0.31)	(1.97)	(2.72)	19.55	(12.18)	1,342,241	0.55 ⁽¹⁾⁽²⁾	0.86	186.48
2021	20.45	0.13	7.50	7.63	(2.90)	—	—	(2.90)	25.18	38.82	554,446	0.50 ⁽¹⁾	0.53	8.94
2020	25.24	0.12	(2.51)	(2.39)	(0.11)	(0.17)	(2.12)	(2.40)	20.45	(9.18)	21,475	0.56 ⁽¹⁾	0.68	11.16
2019 ⁽³⁾	25.00	0.09	1.37	1.46	(1.22)	—	—	(1.22)	25.24	5.99	8,833	0.82 † ⁽¹⁾	0.68 †	5.82
Global X Nasdaq 100® Covered Call & Growth ETF														
2023	22.80	0.07	4.73	4.80	—	—	(1.53)	(1.53)	26.07	21.43	102,179	0.6	0.27	28.03
2022	33.09	0.06	(7.29)	(7.23)	(0.20)	(1.60)	(1.26)	(3.06)	22.80	(23.57)	61,105	0.61 ⁽⁴⁾	0.23	18.12
2021	26.27	0.02	8.56	8.58	(1.76)	—	—	(1.76)	33.09	33.42	44,671	0.60	0.06	11.21
2020 ⁽⁵⁾	26.30	—	0.11	0.11	—	—	(0.14)	(0.14)	26.27	0.40	6,568	0.60 †	(0.10) †	1.65
Global X S&P 500® Covered Call & Growth ETF														
2023	25.47	0.28	1.75	2.03	(0.19)	—	(1.24)	(1.43)	26.07	8.01	61,006	0.6	1.05	5.25
2022	31.83	0.27	(4.03)	(3.76)	(0.42)	(1.10)	(1.08)	(2.60)	25.47	(12.63)	41,511	0.61 ⁽⁴⁾	0.94	9.36
2021	24.69	0.22	8.29	8.51	(1.37)	—	—	(1.37)	31.83	35.18	35,018	0.60	0.74	12.17
2020 ⁽⁵⁾	25.22	0.02	(0.41)	(0.39)	(0.02)	—	(0.12)	(0.14)	24.69	(1.60)	3,704	0.60 †	0.75 †	0.75

* Per share data calculated using average shares method.

** Total Return is for the period indicated and has not been annualized. The return shown does not reflect the deduction of taxes that a shareholder would pay on Fund distributions or the redemption of Fund shares.

† Annualized.

†† Portfolio turnover rate is for the period indicated and periods of less than one year have not been annualized. Excludes effect of in-kind transfers.

(1) The ratio of Expenses to Average Net Assets includes the effect of a waiver due to acquired fund fees and expenses. The ratio to Average Net Assets does not include acquired fund fees and expenses of the underlying investments, if applicable. If these offsets were excluded, the ratio would have been 0.60%, 0.60%, 0.60%, 0.68% and 0.97% for the year ended October 31, 2023 to the year ended October 31, 2019, respectively.

(2) Includes fees charged by the Fund custodian that were reimbursed by the custodian to the Fund subsequent to the reporting period. Excluding these fees, the ratio to average net assets would have been 0.54%.

(3) The Fund commenced operations on April 17, 2019.

(4) Includes fees charged by the Fund custodian that were reimbursed by the custodian to the Fund subsequent to the reporting period. Excluding these fees, the ratio to average net assets would have been 0.60%.

(5) The Fund commenced operations on September 18, 2020.

Amounts designated as "—" are either \$0 or have been rounded to \$0.

FINANCIAL HIGHLIGHTS

**Selected Per Share Data & Ratios
For a Share Outstanding Throughout the Period**

	Net Asset Value, Beginning of Period (\$)	Net Investment Income (Loss) (\$)*	Net Realized and Unrealized Gain (Loss) on Investments (\$)	Total from Operations (\$)	Distribution from Net Investment Income (\$)	Distribution from Capital Gains (\$)	Return of Capital (\$)	Total from Distributions (\$)	Net Asset Value, End of Period (\$)	Total Return (%)**	Net Assets, End of Period (\$)(000)	Ratio of Expenses to Average Net Assets (%)	Ratio of Net Investment Income (Loss) to Average Net Assets (%)	Portfolio Turnover (%)††
Global X NASDAQ 100® Risk Managed Income ETF														
2023	18.17	0.05	0.58	0.63	—	—	(2.16)	(2.16)	16.64	3.42	11,813	0.61 ⁽²⁾	0.30	22.73
2022	24.12	0.04	(4.04)	(4.00)	(0.25)	—	(1.70)	(1.95)	18.17	(17.24)	10,720	0.62 ⁽²⁾	0.19	27.40
2021 ⁽¹⁾	24.60	(0.01)	(0.16)	(0.17)	—	—	(0.31)	(0.31)	24.12	(0.69)	4,341	0.60 †	(0.15) †	2.16
Global X S&P 500® Risk Managed Income ETF														
2023	21.05	0.22	(0.29)	(0.07)	(0.03)	—	(2.39)	(2.42)	18.56	(0.61)	27,098	0.60	1.08	4.85
2022	26.83	0.23	(3.38)	(3.15)	(0.52)	(0.07)	(2.04)	(2.63)	21.05	(12.39)	24,634	0.63 ⁽³⁾	0.97	21.62
2021 ⁽¹⁾	26.77	0.03	0.39	0.42	(0.36)	—	—	(0.36)	26.83	1.60	5,902	0.60 †	0.57 †	7.08

* Per share data calculated using average shares method.

** Total Return is for the period indicated and has not been annualized. The return shown does not reflect the deduction of taxes that a shareholder would pay on Fund distributions or the redemption of Fund shares.

† Annualized.

†† Portfolio turnover rate is for the period indicated and periods of less than one year have not been annualized. Excludes effect of in-kind transfers.

(1) The Fund commenced operations on August 25, 2021.

(2) Includes fees charged by the Fund custodian that were reimbursed by the custodian to the Fund subsequent to the reporting period. Excluding these fees, the ratio to average net assets would have been 0.60% and 0.61% for the year ended October 31, 2023 and October 31, 2022, respectively.

(3) Includes fees charged by the Fund custodian that were reimbursed by the custodian to the Fund subsequent to the reporting period. Excluding these fees, the ratio to average net assets would have been 0.61%.

Amounts designated as "—" are either \$0 or have been rounded to \$0.

FINANCIAL HIGHLIGHTS

**Selected Per Share Data & Ratios
For a Share Outstanding Throughout the Period**

	Net Asset Value, Beginning of Period (\$)	Net Investment Income (Loss) (\$)*	Net Realized and Unrealized Gain (Loss) on Investments (\$)	Total from Operations (\$)	Distribution from Net Investment Income (\$)	Distribution from Capital Gains (\$)	Return of Capital (\$)	Total from Distributions (\$)	Net Asset Value, End of Period (\$)	Total Return (%)**	Net Assets End of Period (\$)(000)	Ratio of Expenses to Average Net Assets (%)	Ratio of Net Investment Income (Loss) to Average Net Assets (%)	Portfolio Turnover (%)††
Global X Dow 30® Covered Call ETF														
2023	21.89	0.34	0.38	0.72	(0.18)	—	(1.54)	(1.72)	20.89	3.30	78,947	0.60	1.55	6.67
2022 ⁽¹⁾	24.13	0.22	(0.86)	(0.64)	(0.64)	—	(0.96)	(1.60)	21.89	(2.77)	52,985	0.61 † ⁽²⁾	1.42 †	8.82
Global X Russell 2000 Covered Call & Growth ETF														
2023	26.58	0.28	(2.31)	(2.03)	(0.17)	(0.82)	(1.18)	(2.17)	22.38	(8.16)	8,279	0.50 ⁽⁴⁾	1.11	5.48
2022 ⁽³⁾	25.90	(0.01)	0.82	0.81	(0.13)	—	—	(0.13)	26.58	3.14	2,658	0.50 † ⁽⁴⁾	(0.50) †	—

* Per share data calculated using average shares method.

** Total Return is for the period indicated and has not been annualized. The return shown does not reflect the deduction of taxes that a shareholder would pay on Fund distributions or the redemption of Fund shares.

† Annualized.

†† Portfolio turnover rate is for the period indicated and periods of less than one year have not been annualized. Excludes effect of in-kind transfers.

(1) The Fund commenced operations on February 23, 2022.

(2) Includes fees charged by the Fund custodian that were reimbursed by the custodian to the Fund subsequent to the reporting period. Excluding these fees, the ratio to average net assets would have been 0.60%.

(3) The Fund commenced operations on October 4, 2022.

(4) The ratio of Expenses to Average Net Assets includes the effect of a waiver due to acquired fund fees and expenses. The ratio to Average Net Assets does not include acquired fund fees and expenses of the underlying investments, if applicable. If these offsets were excluded, the ratio would have been 0.60% and 0.60% for the year ended October 31, 2023 and the year ended October 31, 2022, respectively.

Amounts designated as "—" are either \$0 or have been rounded to \$0.

**Selected Per Share Data & Ratios
For a Share Outstanding Throughout the Period**

	Net Asset Value, Beginning of Period (\$)	Net Investment Income (Loss) (\$)*	Net Realized and Unrealized Gain (Loss) on Investments (\$)	Total from Operations (\$)	Distribution from Net Investment Income (\$)	Distribution from Capital Gains (\$)	Return of Capital (\$)	Total from Distributions (\$)	Net Asset Value, End of Period (\$)	Total Return (%)**	Net Assets End of Period (\$)(000)	Ratio of Expenses to Average Net Assets (%)	Ratio of Net Investment Income (Loss) to Average Net Assets (%)	Portfolio Turnover (%)††
Global X Financials Covered Call & Growth ETF														
2023 ⁽¹⁾	24.88	0.35	(1.66)	(1.31)	(0.85)	—	(0.42)	(1.27)	22.30	(5.40)	2,230	0.54 † ⁽²⁾	1.55 †	16.45
Global X Health Care Covered Call & Growth ETF														
2023 ⁽¹⁾	25.06	0.27	(0.75)	(0.48)	(1.16)	—	—	(1.16)	23.42	(2.05)	2,577	0.55 † ⁽²⁾	1.16 †	6.85
Global X Information Technology Covered Call & Growth ETF														
2023(3)	24.74	0.11	5.55	5.66	(1.54)	—	—	(1.54)	28.86	23.27	3,463	0.55 †(2)	0.42 †	13.93

* Per share data calculated using average shares method.

** Total Return is for the period indicated and has not been annualized. The return shown does not reflect the deduction of taxes that a shareholder would pay on Fund distributions or the redemption of Fund shares.

† Annualized.

†† Portfolio turnover rate is for the period indicated and periods of less than one year have not been annualized. Excludes effect of in-kind transfers.

(1) The Fund commenced operations on November 21, 2022.

(2) The ratio of Expenses to Average Net Assets includes the effect of a waiver due to acquired fund fees and expenses. The ratio to Average Net Assets does not include acquired fund fees and expenses of the underlying investments, if applicable. If these offsets were excluded, the ratio would have been 0.60% for the year ended October 31, 2023.

Amounts designated as "—" are either \$0 or have been rounded to \$0.

**Selected Per Share Data & Ratios
For a Share Outstanding Throughout the Period**

	Net Asset Value, Beginning of Period (\$)	Net Investment Income (Loss) (\$)*	Net Realized and Unrealized Gain (Loss) on Investments (\$)	Total from Operations (\$)	Distribution from Net Investment Income (\$)	Distribution from Capital Gains (\$)	Return of Capital (\$)	Total from Distributions (\$)	Net Asset Value, End of Period (\$)	Total Return (%)**	Net Assets End of Period (\$)(000)	Ratio of Expenses to Average Net Assets (%)	Ratio of Net Investment Income (Loss) to Average Net Assets (%)	Portfolio Turnover (%)††
Global X NASDAQ 100® ESG Covered Call ETF														
2023 ⁽¹⁾	24.46	0.04	2.33	2.37	(2.06)	—	—	(2.06)	24.77	9.67	2,478	0.61 †	0.21 †	11.82
Global X S&P 500® ESG Covered Call ETF														
2023 ⁽¹⁾	24.65	0.17	0.28	0.45	(0.45)	—	(0.86)	(1.31)	23.79	1.79	2,379	0.60 †	1.00 †	13.87
Global X Dow 30® Covered Call & Growth ETF														
2023 ⁽²⁾	25.81	0.1	(1.48)	(1.38)	(0.09)	—	(0.14)	(0.23)	24.20	(5.35)	2,421	0.60 †	1.43 †	0.21

* Per share data calculated using average shares method.

** Total Return is for the period indicated and has not been annualized. The return shown does not reflect the deduction of taxes that a shareholder would pay on Fund distributions or the redemption of Fund shares.

† Annualized.

†† Portfolio turnover rate is for the period indicated and periods of less than one year have not been annualized. Excludes effect of in-kind transfers.

(1) The Fund commenced operations on February 21, 2023.

(2) The Fund commenced operations on July 25, 2023.

Amounts designated as "—" are either \$0 or have been rounded to \$0.

OTHER INFORMATION

The Funds are not sponsored, endorsed, sold or promoted by any national securities exchange. No national securities exchange makes any representation or warranty, express or implied, to the owners of Shares or any member of the public regarding the advisability of investing in securities generally or in the Funds particularly or the ability of the Funds to achieve their objectives. No national securities exchange has any obligation or liability in connection with the administration, marketing or trading of the Funds.

For purposes of the 1940 Act, shares that are issued by a registered investment company and purchases of such shares by investment companies and companies relying on Sections 3(c)(1) or 3(c)(7) of the 1940 Act are subject to the restrictions set forth in Section 12(d)(1) of the 1940 Act. Registered investment companies are permitted to invest in certain of the Funds beyond the limits set forth in section 12(d)(1), subject to certain conditions set forth in Rule 12d1-4 under the 1940 Act, including that such investment companies enter into an agreement with such Fund.

The method by which Creation Units are created and traded may raise certain issues under applicable securities laws. Because new Creation Units are issued and sold by the Funds on an ongoing basis, a “distribution,” as such term is used in the Securities Act, may occur at any point. Broker-dealers and other persons are cautioned that some activities on their part may, depending on the circumstances, result in their being deemed participants in a distribution in a manner which could render them statutory underwriters and subject them to the prospectus delivery and liability provisions of the Securities Act.

For example, a broker-dealer firm or its client may be deemed a statutory underwriter if it takes Creation Units after placing an order with the Distributor, breaks them down into constituent Shares, and sells such Shares directly to customers, or if it chooses to couple the creation of a supply of new Shares with an active selling effort involving solicitation of secondary market demand for Shares. A determination of whether one is an underwriter for purposes of the Securities Act must take into account all the facts and circumstances pertaining to the activities of the broker-dealer or its client in the particular case, and the examples mentioned above should not be considered a complete description of all the activities that could lead to a categorization as an underwriter.

Broker-dealers who are not “underwriters” but are participating in a distribution (as contrasted with ordinary secondary trading transactions), and thus dealing with Shares that are part of an “unsold allotment” within the meaning of Section 4(a)(3)(C) of the Securities Act, would be unable to take advantage of the prospectus delivery exemption provided by Section 4(a)(3) of the Securities Act. This is because the prospectus delivery exemption in Section 4(a)(3) of the Securities Act is not available in respect of such transactions as a result of Section 24(d) of the 1940 Act. As a result, broker-dealer firms should note that dealers who are not underwriters but are participating in a distribution (as contrasted with ordinary secondary market transactions) and thus dealing with the Shares that are part of an over-allotment within the meaning of Section 4(a)(3)(A) of the Securities Act would be unable to take advantage of the prospectus delivery exemption provided by Section 4(a)(3) of the Securities Act. Firms that incur a prospectus delivery obligation with respect to Shares are reminded that, under Rule 153 of the Securities Act, a prospectus delivery obligation under Section 5(b)(2) of the Securities Act owed to an exchange member in connection with a sale on NYSE Arca or NASDAQ is satisfied by the fact that the prospectus is available at NYSE Arca or NASDAQ upon request. The prospectus delivery mechanism provided in Rule 153 is only available with respect to transactions on an exchange.

For more information visit our website at

www.globalxetfs.com

or call 1-888-493-8631

Investment Adviser and Administrator

Global X Management Company LLC
605 Third Avenue, 43rd Floor
New York, NY 10158

Distributor

SEI Investments Distribution Co.
One Freedom Valley Drive
Oaks, PA 19456

Custodians and Transfer Agents

Brown Brothers Harriman & Co.
50 Post Office Square
Boston, MA 02110

The Bank of New York Mellon
240 Greenwich Street
New York, New York 10286

Sub-Administrator

SEI Investments Global Funds Services
One Freedom Valley Drive
Oaks, PA 19456

Legal Counsel to the Global X Funds[®] and Independent Trustees

Stradley Ronon Stevens & Young, LLP
2000 K Street, N.W., Suite 700
Washington, DC 20006

Independent Registered Public Accounting Firm

PricewaterhouseCoopers LLP
Two Commerce Square, Suite 1800
2001 Market Street
Philadelphia, PA 19103

A Statement of Additional Information dated March 1, 2024, which contains more details about the Funds, is incorporated by reference in its entirety into this Prospectus, which means that it is legally part of this Prospectus.

Additional information about each Fund that has commenced operations and its investments is available in its annual and semi-annual reports to shareholders. The annual report explains the market conditions and investment strategies affecting each Fund's performance during its last fiscal year.

You can ask questions or obtain a free copy of each such Fund's semi-annual and annual report or the Statement of Additional Information by calling 1-888-493-8631. Free copies of a Fund's semi-annual and annual report and the Statement of Additional Information are available from our website at www.globalxetfs.com.

Information about each Fund, including its semi-annual and annual reports and the Statement of Additional Information, has been filed with the SEC. It can be reviewed and copied on the EDGAR database on the SEC's internet site (<http://www.sec.gov>). You can also request copies of these materials, upon payment of a duplicating fee, by electronic request at the SEC's e-mail address (publicinfo@sec.gov).

PROSPECTUS

Distributor
SEI Investments Distribution Co.
One Freedom Valley Drive
Oaks, PA 19456

March 1, 2024

Investment Company Act File No.: 811-22209