



## **C WORLDWIDE**

**FONDS COMMUN DE PLACEMENT**  
**UNAUDITED SEMI-ANNUAL REPORT**  
**30 JUNE 2023**

R.C.S. Luxembourg K968

Subscriptions are only valid if made on the basis of the current prospectus and relevant Key Investor Information Document "KIID" accompanied by the latest annual report and the latest semi-annual report if published after the annual report.

# C WORLDWIDE

---

## TABLE OF CONTENTS

ORGANISATION	3
FINANCIAL STATEMENTS	
STATEMENT OF NET ASSETS AS AT 30 JUNE 2023	4
STATEMENT OF OPERATIONS AND CHANGES IN NET ASSETS FOR THE PERIOD ENDED 30 JUNE 2023	7
NUMBER OF UNITS OUTSTANDING AS AT 30 JUNE 2023 STATISTICS	10 12
C WORLDWIDE EMERGING MARKETS SECURITIES PORTFOLIO AS AT 30 JUNE 2023 INDUSTRY SECTOR ANALYSIS AS AT 30 JUNE 2023	14 16
C WORLDWIDE STABLE EQUITIES SECURITIES PORTFOLIO AS AT 30 JUNE 2023 INDUSTRY SECTOR ANALYSIS AS AT 30 JUNE 2023	17 19
C WORLDWIDE HEALTHCARE SELECT SECURITIES PORTFOLIO AS AT 30 JUNE 2023 INDUSTRY SECTOR ANALYSIS AS AT 30 JUNE 2023	20 21
C WORLDWIDE NORDIC SECURITIES PORTFOLIO AS AT 30 JUNE 2023 INDUSTRY SECTOR ANALYSIS AS AT 30 JUNE 2023	22 23
C WORLDWIDE SWEDEN SECURITIES PORTFOLIO AS AT 30 JUNE 2023 INDUSTRY SECTOR ANALYSIS AS AT 30 JUNE 2023	24 25
C WORLDWIDE SWEDEN SMALL CAP SECURITIES PORTFOLIO AS AT 30 JUNE 2023 INDUSTRY SECTOR ANALYSIS AS AT 30 JUNE 2023	26 27
C WORLDWIDE GLOBAL EQUITIES SECURITIES PORTFOLIO AS AT 30 JUNE 2023 INDUSTRY SECTOR ANALYSIS AS AT 30 JUNE 2023	28 30
C WORLDWIDE ASIA SECURITIES PORTFOLIO AS AT 30 JUNE 2023 INDUSTRY SECTOR ANALYSIS AS AT 30 JUNE 2023	31 33
C WORLDWIDE GLOBAL EQUITIES ETHICAL SECURITIES PORTFOLIO AS AT 30 JUNE 2023 INDUSTRY SECTOR ANALYSIS AS AT 30 JUNE 2023	34 35
C WORLDWIDE INDIA SECURITIES PORTFOLIO AS AT 30 JUNE 2023 INDUSTRY SECTOR ANALYSIS AS AT 30 JUNE 2023	36 38
C WORLDWIDE CENTURIA GLOBAL EQUITIES SECURITIES PORTFOLIO AS AT 30 JUNE 2023 INDUSTRY SECTOR ANALYSIS AS AT 30 JUNE 2023	39 40
NOTES TO THE FINANCIAL STATEMENTS	41
OTHER INFORMATION TO UNITHOLDERS (UNAUDITED)	47

# C WORLDWIDE

---

## ORGANISATION

### REGISTERED OFFICE

1, rue Schiller  
L-2519 Luxembourg  
Grand Duchy of Luxembourg

### MANAGEMENT COMPANY

C WorldWide Fund Management S.A.  
1, rue Schiller  
L-2519 Luxembourg  
Grand Duchy of Luxembourg

### INVESTMENT MANAGER

C Worldwide Asset Management Fondsmæglerselskab A/S  
Dampfærgevej 26  
DK-2100 Copenhagen  
Denmark

### INVESTMENT MANAGER FOR C WORLDWIDE HEALTHCARE SELECT, C WORLDWIDE SWEDEN SMALL CAP, AND C WORLDWIDE SWEDEN

C Worldwide Asset Management Fondsmæglerselskab A/S  
Denmark, Sweden Branch  
Blasieholmsgatan 5  
S-10 394 Stockholm  
Sweden

### RESEARCH ADVISOR FOR C WORLDWIDE HEALTHCARE SELECT

Insamlingsstiftelsen för främjande och utveckling av medicinsk  
forskning vid Karolinska Institutet  
S-17177 Stockholm  
Sweden

### DEPOSITARY

Bank of New York Mellon SA/NV, Luxembourg Branch  
2-4 Rue Eugène Ruppert  
L-2453 Luxembourg  
Grand Duchy of Luxembourg

### REGISTRAR AND TRANSFER AGENT

RBC Investor Services Bank S.A.  
14, Porte de France  
L-4360 Esch-sur-Alzette  
Grand Duchy of Luxembourg

### PRINCIPAL DISTRIBUTION AND PAYING AGENT

C WorldWide Asset Management Fondsmæglerselskab A/S  
Dampfærgevej 26  
DK-2100 Copenhagen  
Denmark

### AUDITOR OF THE FUND AND OF THE MANAGEMENT COMPANY

Ernst & Young S.A.  
35E, Avenue John F. Kennedy  
L-1855 Luxembourg  
Grand Duchy of Luxembourg

### LEGAL ADVISORS

Arendt & Medernach S.A.  
41A, Avenue John F. Kennedy  
L-2082 Luxembourg  
Grand Duchy of Luxembourg

## BOARD OF DIRECTORS OF THE MANAGEMENT COMPANY

### Chairman

Tim KRISTIANSEN  
Director, C WorldWide Fund Management S.A.

### Directors

Rolf DOLANG  
Director, C WorldWide Fund Management S.A.

Mattias KOLM  
Director, C WorldWide Fund Management S.A.

Henrik BRANDT  
Director, C WorldWide Fund Management S.A.

Yves JACOBÉ de NAUROIS (until 31 March 2023)  
Director, C WorldWide Fund Management S.A.

Manuela Maria FERNANDES ABREU (from 31 March 2023)  
Director, C WorldWide Fund Management S.A.

# C WORLDWIDE

## STATEMENT OF NET ASSETS AS AT 30 JUNE 2023

	Notes	Combined USD	C WorldWide Emerging Markets USD	C WorldWide Stable Equities USD	C WorldWide Healthcare Select EUR
<b>Assets</b>					
Investments at market value	2.1	5,376,770,551.20	24,462,194.73	28,030,899.67	766,999,797.61
Cash at bank		68,940,813.41	1,455,892.72	2,158,460.36	23,794,351.42
Dividends receivable	2.4	3,423,837.21	22,918.17	46,295.06	47,622.28
Receivable on investments sold		5,334,676.17	46,700.17	-	-
Receivable on subscriptions		256,056.41	-	2,816.42	12,062.01
<b>Total Assets</b>		<b>5,454,725,934.40</b>	<b>25,987,705.79</b>	<b>30,238,471.51</b>	<b>790,853,833.32</b>
<b>Liabilities</b>					
Bank overdraft		(1,906.22)	-	-	-
Management fees payable	5	(5,756,602.80)	(22,442.40)	(31,095.54)	(1,009,831.13)
Depository and administration fees payable	6	(880,721.69)	(6,055.26)	(2,293.74)	(90,236.94)
Subscription tax payable	4	(473,137.39)	(1,353.09)	(2,436.23)	(93,437.80)
Payable on investments purchased		(2,012,424.77)	(297,228.80)	-	-
Payable on redemptions		(250,445.58)	(46,959.44)	-	(14,140.39)
Other payables		(7,193,195.96)	(146,125.62)	(5,067.86)	(15,638.14)
<b>Total Liabilities</b>		<b>(16,568,434.41)</b>	<b>(520,164.61)</b>	<b>(40,893.37)</b>	<b>(1,223,284.40)</b>
<b>Net assets at the end of the period</b>		<b>5,438,157,499.99</b>	<b>25,467,541.18</b>	<b>30,197,578.14</b>	<b>789,630,548.92</b>

The accompanying notes form an integral part of the financial statements

## C WORLDWIDE

### STATEMENT OF NET ASSETS AS AT 30 JUNE 2023 (CONTINUED)

	Notes	C WorldWide Nordic USD	C WorldWide Sweden SEK	C WorldWide Sweden Small Cap SEK	C WorldWide Global Equities USD
<b>Assets</b>					
Investments at market value	2.1	73,047,945.05	1,269,464,908.40	7,039,166,711.75	1,964,052,057.43
Cash at bank		1,048,064.67	50,649,248.00	194,470,870.62	8,581,553.95
Dividends receivable	2.4	-	-	-	697,210.04
Receivable on investments sold		-	-	-	5,287,977.00
Receivable on subscriptions		-	-	2,261,776.67	-
<b>Total Assets</b>		<b>74,096,009.72</b>	<b>1,320,114,156.40</b>	<b>7,235,899,359.04</b>	<b>1,978,618,798.42</b>
<b>Liabilities</b>					
Bank overdraft		-	-	-	-
Management fees payable	5	(37,261.80)	(1,209,531.77)	(8,182,241.67)	(2,325,417.62)
Depository and administration fees payable	6	(8,158.45)	(155,906.18)	(874,808.81)	(330,633.04)
Subscription tax payable	4	(3,135.25)	(144,657.26)	(718,292.10)	(156,730.67)
Payable on investments purchased		-	-	-	(1,715,194.97)
Payable on redemptions		(5,961.11)	(325,105.97)	-	(84,866.62)
Other payables		(3,568.02)	(66,862.56)	(151,602.99)	(2,922,535.25)
<b>Total Liabilities</b>		<b>(58,084.63)</b>	<b>(1,902,063.74)</b>	<b>(9,926,945.57)</b>	<b>(7,535,378.17)</b>
<b>Net assets at the end of the period</b>		<b>74,037,925.09</b>	<b>1,318,212,092.66</b>	<b>7,225,972,413.47</b>	<b>1,971,083,420.25</b>

The accompanying notes form an integral part of the financial statements

## C WORLDWIDE

### STATEMENT OF NET ASSETS AS AT 30 JUNE 2023 (CONTINUED)

	Notes	C WorldWide Asia USD	C WorldWide Global Equities Ethical EUR	C WorldWide India USD	C WorldWide Centuria Global Equities USD
<b>Assets</b>					
Investments at market value	2.1	653,632,323.64	870,148,861.00	56,560,051.71	20,105,577.35
Cash at bank		1,916,081.22	4,050,747.65	513,396.40	155,926.34
Dividends receivable	2.4	1,996,068.87	448,367.01	113,977.86	6,094.10
Receivable on investments sold		-	-	-	-
Receivable on subscriptions		-	27,832.37	23.21	-
<b>Total Assets</b>		<b>657,544,473.73</b>	<b>874,675,808.03</b>	<b>57,187,449.18</b>	<b>20,267,597.79</b>
<b>Liabilities</b>					
Bank overdraft		-	-	(1,906.22)	-
Management fees payable	5	(566,838.73)	(660,744.70)	(58,666.84)	(21,106.66)
Depository and administration fees payable	6	(160,062.96)	(144,708.53)	(14,756.64)	(6,812.25)
Subscription tax payable	4	(64,895.38)	(52,053.32)	(3,906.90)	(1,904.91)
Payable on investments purchased		-	-	-	-
Payable on redemptions		(36,667.34)	(27,690.51)	(201.77)	-
Other payables		(955,951.18)	(1,296,464.47)	(1,700,253.65)	(7,543.75)
<b>Total Liabilities</b>		<b>(1,784,415.59)</b>	<b>(2,181,661.53)</b>	<b>(1,779,692.02)</b>	<b>(37,367.57)</b>
<b>Net assets at the end of the period</b>		<b>655,760,058.14</b>	<b>872,494,146.50</b>	<b>55,407,757.16</b>	<b>20,230,230.22</b>

The accompanying notes form an integral part of the financial statements

## C WORLDWIDE

### STATEMENT OF OPERATIONS AND CHANGES IN NET ASSETS FOR THE PERIOD ENDED 30 JUNE 2023

	Notes	Combined <sup>①</sup>	C WorldWide Emerging Markets	C WorldWide Stable Equities	C WorldWide Healthcare Select
		USD	USD	USD	EUR
<b>Income</b>					
Dividends (net of withholding taxes)	2.4	43,410,831.02	167,124.46	264,060.01	2,313,133.51
Bank interests	2.4	261,409.28	3,219.06	2,759.54	98,671.05
Other income		138,009.32	-	-	21,526.64
<b>Total Income</b>		<b>43,810,249.62</b>	<b>170,343.52</b>	<b>266,819.55</b>	<b>2,433,331.20</b>
<b>Expenses</b>					
Management fees	5	(34,567,174.02)	(137,910.02)	(143,605.82)	(6,006,720.19)
Depository fees	6	(756,152.22)	(5,183.62)	(2,008.55)	(77,355.40)
Bank and interests expenses		(45,546.58)	(292.67)	(20.15)	(161.00)
Subscription tax	4	(932,468.86)	(2,423.00)	(4,215.73)	(184,801.66)
Other expenses		(3,319,279.76)	(84,392.21)	(5,021.49)	(15,471.11)
<b>Total Expenses</b>		<b>(39,620,621.44)</b>	<b>(230,201.52)</b>	<b>(154,871.74)</b>	<b>(6,284,509.36)</b>
<b>Net investment income/(loss)</b>		<b>4,189,628.18</b>	<b>(59,858.00)</b>	<b>111,947.81</b>	<b>(3,851,178.16)</b>
Net realised gains/(losses) on investments	2.2	88,272,913.97	(2,134,476.44)	556,716.23	4,614,906.21
<b>Net realised gains/(losses)</b>		<b>92,462,542.15</b>	<b>(2,194,334.44)</b>	<b>668,664.04</b>	<b>763,728.05</b>
Change in net unrealised gains/(losses) on investments		423,521,889.13	2,880,372.21	(333,150.48)	30,365,174.43
<b>Increase/(Decrease) in net assets as result of operations</b>		<b>515,984,431.28</b>	<b>686,037.77</b>	<b>335,513.56</b>	<b>31,128,902.48</b>
Subscriptions		129,973,213.69	286,083.21	14,164,366.52	16,642,096.32
Redemptions		(410,058,364.05)	(1,270,550.62)	(1,216,247.52)	(23,119,119.40)
Dividend paid	9	(4,320,378.24)	-	-	-
<b>Increase/(Decrease) in net assets</b>		<b>231,578,902.68</b>	<b>(298,429.64)</b>	<b>13,283,632.56</b>	<b>24,651,879.40</b>
Net assets at the beginning of the period	(i)	5,201,865,377.47	25,765,970.82	16,913,945.58	764,978,669.52
Currency translation adjustment		4,713,219.84	-	-	-
<b>Net assets at the end of the period</b>		<b>5,438,157,499.99</b>	<b>25,467,541.18</b>	<b>30,197,578.14</b>	<b>789,630,548.92</b>

<sup>①</sup> Combined net assets at the beginning of the period are translated at the exchange rate ruling as at 30 June 2023 (1 EUR = 1.0913 USD and 1 SEK = 0.09270590 USD).

## C WORLDWIDE

### STATEMENT OF OPERATIONS AND CHANGES IN NET ASSETS FOR THE PERIOD ENDED 30 JUNE 2023 (CONTINUED)

	Notes	C WorldWide Nordic USD	C WorldWide Sweden SEK	C WorldWide Sweden Small Cap SEK	C WorldWide Global Equities USD
<b>Income</b>					
Dividends (net of withholding taxes)	2.4	1,246,209.46	26,286,964.49	114,288,983.25	13,385,589.07
Bank interests	2.4	1,087.52	673.60	1,720.21	73,678.22
Other income		-	-	-	60.58
<b>Total Income</b>		<b>1,247,296.98</b>	<b>26,287,638.09</b>	<b>114,290,703.46</b>	<b>13,459,327.87</b>
<b>Expenses</b>					
Management fees	5	(213,490.70)	(7,480,446.29)	(51,186,750.85)	(13,661,910.39)
Depository fees	6	(7,064.91)	(132,131.41)	(749,805.49)	(284,729.55)
Bank and interests expenses		-	(1.23)	-	(2,627.57)
Subscription tax	4	(6,072.37)	(282,684.10)	(1,409,575.61)	(305,806.47)
Other expenses		(3,532.32)	(66,092.90)	(149,961.12)	(1,085,918.29)
<b>Total Expenses</b>		<b>(230,160.30)</b>	<b>(7,961,355.93)</b>	<b>(53,496,093.07)</b>	<b>(15,340,992.27)</b>
<b>Net investment income/(loss)</b>		<b>1,017,136.68</b>	<b>18,326,282.16</b>	<b>60,794,610.39</b>	<b>(1,881,664.40)</b>
Net realised gains/(losses) on investments	2.2	480,390.98	8,033,117.73	47,236,478.78	80,394,365.53
<b>Net realised gains/(losses)</b>		<b>1,497,527.66</b>	<b>26,359,399.89</b>	<b>108,031,089.17</b>	<b>78,512,701.13</b>
Change in net unrealised gains/(losses) on investments		6,973,351.27	175,010,470.51	832,759,126.56	159,029,009.90
<b>Increase/(Decrease) in net assets as result of operations</b>		<b>8,470,878.93</b>	<b>201,369,870.40</b>	<b>940,790,215.73</b>	<b>237,541,711.03</b>
Subscriptions		1,619,394.85	21,373,151.66	196,264,236.34	27,463,126.05
Redemptions		(958,907.69)	(299,233,504.12)	(1,368,160,023.33)	(93,697,589.08)
Dividend paid	9	(1,178.64)	(2,064,102.28)	(3,348,293.98)	(1,542,138.95)
<b>Increase/(Decrease) in net assets</b>		<b>9,130,187.45</b>	<b>(78,554,584.34)</b>	<b>(234,453,865.24)</b>	<b>169,765,109.05</b>
Net assets at the beginning of the period		64,907,737.64	1,396,766,677.00	7,460,426,278.71	1,801,318,311.20
Currency translation adjustment		-	-	-	-
<b>Net assets at the end of the period</b>		<b>74,037,925.09</b>	<b>1,318,212,092.66</b>	<b>7,225,972,413.47</b>	<b>1,971,083,420.25</b>

The accompanying notes form an integral part of the financial statements



## C WORLDWIDE

### STATEMENT OF OPERATIONS AND CHANGES IN NET ASSETS FOR THE PERIOD ENDED 30 JUNE 2023 (CONTINUED)

	Notes	C WorldWide Asia USD	C WorldWide Global Equities Ethical EUR	C WorldWide India USD	C WorldWide Centuria Global Equities USD
<b>Income</b>					
Dividends (net of withholding taxes)	2.4	6,418,289.22	5,442,866.50	228,288.32	204,927.94
Bank interests	2.4	21,574.36	44,612.89	1,707.69	795.21
Other income		101,328.01	-	-	13,128.71
<b>Total Income</b>		<b>6,541,191.59</b>	<b>5,487,479.39</b>	<b>229,996.01</b>	<b>218,851.86</b>
<b>Expenses</b>					
Management fees	5	(3,667,966.32)	(3,869,752.41)	(329,503.18)	(195,797.74)
Depository fees	6	(136,968.61)	(124,522.21)	(12,549.06)	(5,578.13)
Bank and interests expenses		(40,120.39)	(1,621.26)	(413.97)	(126.74)
Subscription tax	4	(132,510.04)	(101,932.92)	(7,178.28)	(4,467.06)
Other expenses		(955,801.68)	(479,742.77)	(616,719.98)	(7,437.40)
<b>Total Expenses</b>		<b>(4,933,367.04)</b>	<b>(4,577,571.57)</b>	<b>(966,364.47)</b>	<b>(213,407.07)</b>
<b>Net investment income/(loss)</b>		<b>1,607,824.55</b>	<b>909,907.82</b>	<b>(736,368.46)</b>	<b>5,444.79</b>
Net realised gains/(losses) on investments	2.2	(16,726,062.33)	15,067,835.29	837,276.16	(1,738,889.64)
<b>Net realised gains/(losses)</b>		<b>(15,118,237.78)</b>	<b>15,977,743.11</b>	<b>100,907.70</b>	<b>(1,733,444.85)</b>
Change in net unrealised gains/(losses) on investments		32,092,227.05	78,183,422.78	3,921,049.46	7,073,758.30
<b>Increase/(Decrease) in net assets as result of operations</b>		<b>16,973,989.27</b>	<b>94,161,165.89</b>	<b>4,021,957.16</b>	<b>5,340,313.45</b>
Subscriptions		2,276,870.80	38,854,599.11	3,296,510.64	127,048.00
Redemptions		(45,315,290.02)	(47,160,923.61)	(2,502,877.75)	(33,823,073.14)
Dividend paid	9	-	(2,053,833.19)	-	(33,951.42)
<b>Increase/(Decrease) in net assets</b>		<b>(26,064,429.95)</b>	<b>83,801,008.20</b>	<b>4,815,590.05</b>	<b>(28,389,663.11)</b>
Net assets at the beginning of the period		681,824,488.09	788,693,138.30	50,592,167.11	48,619,893.33
Currency translation adjustment		-	-	-	-
<b>Net assets at the end of the period</b>		<b>655,760,058.14</b>	<b>872,494,146.50</b>	<b>55,407,757.16</b>	<b>20,230,230.22</b>

The accompanying notes form an integral part of the financial statements

## C WORLDWIDE

### NUMBER OF UNITS OUTSTANDING AS AT 30 JUNE 2023

	Units outstanding as at 30 June 2023
<b>C WorldWide Emerging Markets</b>	
Class 1A	200,850.01
Class 2A	98,667.39
Class 7A	551,581.47
<b>C WorldWide Stable Equities</b>	
Class 1A	626,560.31
Class 2A	60,711.50
Class 7A	11,100.26
<b>C WorldWide Healthcare Select</b>	
Class 1A	5,196,981.05
Class 2A	54,144.34
Class 7A	258,428.79
<b>C WorldWide Nordic</b>	
Class 1A	57,409.40
Class 2A	206,001.79
Class 5B	248.30
Class 8A	977.93
<b>C WorldWide Sweden</b>	
Class 1A	3,103,072.57
Class 5B	502,865.59
Class 7A	1,016,805.22
<b>C WorldWide Sweden Small Cap</b>	
Class 1A	8,165,295.54
Class 5B	204,416.75
Class 6A	31,959.25
Class 7A	3,282,481.05
<b>C WorldWide Global Equities</b>	
Class 1A	5,898,142.14
Class 2A	199,057.48
Class 3A	668,160.90
Class 5A	3,023,047.34
Class 5B	618,998.15
Class 7A	78,353.51
Class 8A	9,018.96
Class 9A	100,341.16
Class 10A	21,134.87
<b>C WorldWide Asia</b>	
Class 1A	1,110,533.04
Class 2A	13,727.44
Class 4A	392,902.12
Class 5A	2,990,925.15
Class 7A	623,751.11
Class 9A	7,125.73

## C WORLDWIDE

### NUMBER OF UNITS OUTSTANDING AS AT 30 JUNE 2023 (CONTINUED)

	Units outstanding as at 30 June 2023
<b>C WorldWide Global Equities Ethical</b>	
Class 1A	10,097,906.18
Class 2A	2,329,478.69
Class 3A	14,654,062.21
Class 5A	182,847.93
Class 5B	3,151,485.93
Class 6A	235,275.94
Class 7A	3,878,475.69
Class 12A	271,336.98
<b>C WorldWide India</b>	
Class 1A	157,272.05
Class 5A	154,608.58
Class 8A	237.36
<b>C WorldWide Centuria Global Equities</b>	
Class 1A	123,704.04
Class 3A	59,875.91
Class 4A	22,781.06
Class 5B	11,038.92
Class 8A	575.85

# C WORLDWIDE

## STATISTICS

	Total net assets			Net asset value per unit		
	30-Jun-2023	31-Dec-2022	31-Dec-2021	30-Jun-2023	31-Dec-2022	31-Dec-2021
<b>C WorldWide Emerging Markets, expressed in USD</b>						
Class 1A	7,136,796.16	7,348,876.16	14,708,409.41	35.55	34.75	49.24
Class 2A	4,917,982.42	5,371,074.76	7,323,000.97	49.84	48.42	67.76
Class 7A	13,412,762.60	13,046,019.90	15,904,253.67	24.32	23.65	33.20
<b>C WorldWide Stable Equities, expressed in USD</b>						
Class 1A	26,421,651.20	13,908,263.04	15,677,068.66	42.23	40.86	44.96
Class 2A	3,287,734.48	2,135,089.63	2,205,456.59	54.15	52.11	56.68
Class 7A	488,192.46	870,592.91	204,029.31	43.98	42.38	46.24
<b>C WorldWide Healthcare Select, expressed in EUR</b>						
Class 1A	741,635,827.95	721,444,881.60	778,393,117.97	142.72	137.10	144.87
Class 2A	9,582,972.73	12,159,618.08	13,711,507.38	176.99	169.23	177.14
Class 7A	38,411,748.24	31,374,169.84	30,234,393.63	148.64	142.19	148.98
<b>C WorldWide Nordic, expressed in USD</b>						
Class 1A	12,852,197.56	10,907,625.46	16,969,832.43	223.84	199.00	252.09
Class 2A	60,937,279.17	53,857,673.60	67,785,339.94	295.81	261.38	327.00
Class 5B	29,656.56	30,571.03	50,166.89	119.44	109.96	149.08
Class 8A	218,791.80	111,867.55	34,481.40	223.73	197.73	247.48
<b>C WorldWide Sweden, expressed in SEK</b>						
Class 1A	1,109,057,862.12	1,161,106,426.96	1,828,942,910.89	356.77	308.14	433.71
Class 5B	59,844,801.27	58,142,651.11	85,316,368.93	119.01	106.59	160.98
Class 7A	149,309,429.27	177,517,575.49	248,217,949.21	146.84	126.43	176.80
Class 8A	-	-	400,013.91	-	-	413.18
<b>C WorldWide Sweden Small Cap, expressed in SEK</b>						
Class 1A	5,100,005,038.93	5,126,500,471.45	9,977,964,806.40	624.54	550.82	913.41
Class 5B	92,068,490.90	85,225,324.20	153,997,889.85	450.40	411.79	737.53
Class 6A	20,745,122.04	18,616,864.54	137,935,071.36	649.11	570.25	937.12
Class 7A	2,013,153,761.60	2,230,083,618.52	3,289,663,032.62	613.30	538.68	885.12
<b>C WorldWide Global Equities, expressed in USD</b>						
Class 1A	1,106,213,898.35	997,665,035.55	1,333,891,379.82	187.55	165.60	216.25
Class 2A	48,098,651.89	43,469,140.79	62,672,888.12	241.63	212.16	273.88
Class 3A	172,360,776.40	157,351,314.19	183,926,741.56	257.96	226.16	291.07
Class 5A	569,141,738.11	542,643,263.28	616,115,937.86	188.27	166.20	216.95
Class 5B	43,011,636.65	38,956,162.29	10,958,452.80	69.49	63.67	88.78
Class 7A	14,466,795.66	5,758,209.38	9,520,365.35	184.63	162.19	209.59
Class 8A	1,441,334.68	1,098,773.25	1,222,610.60	159.81	140.28	180.97
Class 9A	12,228,132.70	10,752,510.67	6,327,041.19	121.87	107.16	148.86
Class 10A	4,120,455.81	3,623,901.80	5,293,160.89	194.96	171.47	222.10

## C WORLDWIDE

### STATISTICS (CONTINUED)

	Total net assets			Net asset value per unit		
	30-Jun-2023	31-Dec-2022	31-Dec-2021	30-Jun-2023	31-Dec-2022	31-Dec-2021
<b>C WorldWide Asia, expressed in USD</b>						
Class 1A	195,044,244.41	233,363,839.65	413,194,336.06	175.62	171.97	237.43
Class 2A	2,753,766.91	2,124,378.06	4,353,695.50	200.60	195.12	265.77
Class 3A	-	-	9,538,684.05	-	-	261.41
Class 4A	79,454,729.68	77,298,135.52	151,258,489.93	202.23	196.50	267.11
Class 5A	279,743,012.76	272,675,791.88	373,218,217.34	93.53	91.13	124.55
Class 7A	97,463,171.38	94,964,869.09	198,048,049.99	156.25	152.25	208.11
Class 9A	1,301,133.00	1,397,473.40	3,673,613.29	182.60	178.09	243.88
<b>C WorldWide Global Equities Ethical, expressed in EUR</b>						
Class 1A	313,837,775.04	293,415,158.67	464,914,570.86	31.08	27.82	34.56
Class 2A	95,561,534.80	92,010,115.10	122,580,654.55	41.02	36.48	44.72
Class 3A	291,452,623.26	259,451,237.29	318,772,638.39	19.89	17.68	21.65
Class 5A	2,267,028.19	2,786,617.38	2,740,679.80	12.40	11.04	13.58
Class 5B	56,754,091.53	54,473,243.75	67,376,953.56	18.01	16.75	21.84
Class 6A	54,132,738.67	37,769,299.49	90,150,448.04	230.08	205.91	255.73
Class 7A	55,454,055.55	46,076,788.79	74,989,414.69	14.30	12.75	15.70
Class 12A	3,034,299.46	2,710,677.83	2,610,569.51	11.18	9.99	12.36
<b>C WorldWide India, expressed in USD</b>						
Class 1A	27,464,261.95	23,445,002.61	29,927,563.46	175.11	163.05	191.96
Class 5A	27,917,985.06	27,123,565.78	41,936,985.43	180.57	167.32	195.05
Class 8A	25,510.15	23,598.72	27,419.46	107.47	99.42	115.52
<b>C WorldWide Centuria Global Equities, expressed in USD</b>						
Class 1A	11,445,139.82	10,366,973.40	14,746,051.06	92.52	79.80	108.33
Class 3A	5,642,864.07	35,559,484.27	6,461,233.87	94.24	80.95	108.96
Class 4A	2,102,493.26	1,806,362.35	1,279,455.19	92.29	79.29	106.77
Class 5B	985,385.63	849,964.71	1,153,322.03	89.26	79.86	108.36
Class 8A	54,347.44	37,108.60	26,176.25	94.38	80.92	108.53

# C WORLDWIDE

## C WORLDWIDE EMERGING MARKETS

### SECURITIES PORTFOLIO AS AT 30 JUNE 2023

QUANTITY / NOMINAL	SECURITY DESCRIPTION	MARKET VALUE (In USD)	% OF NET ASSETS
<b>Transferable securities and money market instruments admitted to an official stock exchange listing/dealt in on another regulated market</b>			
<b>Shares</b>			
<b><u>Argentina</u></b>			
450.00	Mercadolibre	534,719.25	2.10
		<b>534,719.25</b>	<b>2.10</b>
<b><u>Brazil</u></b>			
108,000.00	Banco BTG Pactual	699,875.50	2.75
101,300.00	Cury Construtora e Incorpora	339,474.39	1.33
56,232.00	NU Holdings	443,389.32	1.74
62,900.00	TOTVS	390,775.65	1.53
68,300.00	WEG	526,224.06	2.07
		<b>2,399,738.92</b>	<b>9.42</b>
<b><u>China</u></b>			
24,000.00	Airtac International Group	789,955.36	3.10
119,700.00	Beijing Oriental Yuhong	449,606.89	1.77
1,058,000.00	Bosideng Intl	445,547.59	1.75
42,520.00	Ganfeng Lithium Group	277,273.68	1.09
13,175.00	H World Group - ADR	513,298.00	2.01
37,900.00	Hangzhou Tigermed Consulting	337,039.75	1.32
56,850.00	Hefei Meiya Optoelectronic	201,706.85	0.79
58,770.00	Jiangsu Hengli Hydraulic	520,933.39	2.05
26,320.00	Proya Cosmetics	407,629.07	1.60
64,700.00	Shenzhou Intl. Group	617,177.33	2.42
40,700.00	Sunny Optical Technology	405,898.91	1.59
		<b>4,966,066.82</b>	<b>19.49</b>
<b><u>Hong Kong</u></b>			
46,000.00	Techtronic Industries Company	499,846.86	1.96
		<b>499,846.86</b>	<b>1.96</b>
<b><u>India</u></b>			
18,808.00	Aavas Financiers	352,379.89	1.38
16,002.00	Affle India	213,851.57	0.84
10,883.00	AIA Engineering	424,588.70	1.67
11,677.00	Amber Enterprises India	321,157.18	1.26
11,048.00	Balkrishna Industries	319,237.62	1.25
10,255.00	Computer Age Management	274,840.53	1.08
8,768.00	HDFC Bank Foreign Premium - ADR	612,883.20	2.41
26,033.00	ICICI Bank - ADR	600,320.98	2.36
120,834.00	Indian Energy Exchange	187,216.22	0.74
18,820.00	Kajaria Ceramics	288,516.67	1.13
34,880.00	KEC International	234,344.65	0.92
6,134.00	L&T Technology Services	294,319.24	1.16
383,196.00	Lemon Tree Hotels	437,692.71	1.72
20,684.00	Phoenix Mills	394,184.47	1.55
8,150.00	Schaeffler India	307,740.53	1.21
72,454.00	Titagarh Rail System	444,968.52	1.75
7,737.00	Titan	287,439.50	1.13
		<b>5,995,682.18</b>	<b>23.56</b>
<b><u>Indonesia</u></b>			
2,378,700.00	Bank Rakyat Indonesia Perser	860,870.41	3.38
5,026,500.00	Ciputra Development	355,442.96	1.40
		<b>1,216,313.37</b>	<b>4.78</b>
<b><u>Mexico</u></b>			
98,000.00	Corp Inmobiliaria Vesta	316,960.55	1.24
49,500.00	Regional SAB de CV	360,443.93	1.42
		<b>677,404.48</b>	<b>2.66</b>
<b><u>Poland</u></b>			
2,392.00	Dino Polska	277,987.92	1.09
		<b>277,987.92</b>	<b>1.09</b>
<b><u>South Korea</u></b>			
2,201.00	Hansol Chemical	400,941.18	1.57
3,455.00	Leeno Industrial	385,491.46	1.51
45,586.00	Samsung Electronics Pref.	2,058,722.58	8.08
963.00	Samsung SDI	488,992.03	1.92
		<b>3,334,147.25</b>	<b>13.08</b>

The accompanying notes form an integral part of the financial statements

## C WORLDWIDE

### C WORLDWIDE EMERGING MARKETS

#### SECURITIES PORTFOLIO AS AT 30 JUNE 2023 (CONTINUED)

QUANTITY / NOMINAL	SECURITY DESCRIPTION	MARKET VALUE (In USD)	% OF NET ASSETS
<b>Shares (Continued)</b>			
	<b><u>Taiwan</u></b>		
6,000.00	Alchip Technology	345,846.31	1.36
121,244.00	Chailease	794,251.18	3.12
34,000.00	Innodisk	353,745.87	1.39
20,000.00	Realtek Semiconductor	248,868.05	0.98
102,000.00	TSMC - ADR	1,886,644.62	7.40
4,000.00	Voltronic Power	252,400.37	0.99
		<b>3,881,756.40</b>	<b>15.24</b>
	<b><u>Thailand</u></b>		
146,700.00	Sappe - NVDR	337,563.72	1.33
		<b>337,563.72</b>	<b>1.33</b>
	<b><u>United States</u></b>		
120,900.00	Samsonite Intl	340,967.56	1.34
		<b>340,967.56</b>	<b>1.34</b>
<b>Total shares</b>		<b>24,462,194.73</b>	<b>96.05</b>
<b>Total transferable securities and money market instruments admitted to an official stock exchange listing/dealt in on another regulated market</b>		<b>24,462,194.73</b>	<b>96.05</b>
<b>TOTAL SECURITIES PORTFOLIO</b>		<b>24,462,194.73</b>	<b>96.05</b>

The accompanying notes form an integral part of the financial statements

# C WORLDWIDE

## C WORLDWIDE EMERGING MARKETS

### INDUSTRY SECTOR ANALYSIS AS AT 30 JUNE 2023

<b>SECTOR DESCRIPTION AND ALLOCATION</b>	<b>% OF NET ASSETS</b>
Machinery	9.99
Banks	9.57
Semiconductors & Semiconductor Equipment	8.38
Technology Hardware, Storage & Peripherals	8.08
Consumer Discretionary	7.56
Information Technology	4.26
Consumer Staples	4.02
Industrials	3.53
Electronic Equipment, Instruments & Components	3.51
Capital Markets	3.49
Diversified Financial Services	3.12
Real Estate	2.64
Textiles, Apparel & Luxury Goods	2.42
Internet & Direct Marketing Retail	2.10
Electrical Equipment	2.07
Construction Materials	1.77
Financials	1.74
Hotels, Restaurants & Leisure	1.72
Chemicals	1.57
Real Estate Management & Development	1.55
Software	1.53
Thrifts & Mortgage Finance	1.38
Life Sciences Tools & Services	1.32
Household Durables	1.26
Auto Components	1.25
Professional Services	1.16
Building Products	1.13
Metals & Mining	1.09
IT Services	1.08
Construction & Engineering	0.92
Media	0.84
<b>Total</b>	<b>96.05</b>



# C WORLDWIDE

## C WORLDWIDE STABLE EQUITIES

### SECURITIES PORTFOLIO AS AT 30 JUNE 2023

QUANTITY / NOMINAL	SECURITY DESCRIPTION	MARKET VALUE (In USD)	% OF NET ASSETS
<b>Transferable securities and money market instruments admitted to an official stock exchange listing/dealt in on another regulated market</b>			
<b>Shares</b>			
<b>Canada</b>			
107,546.00	Osisko Gold Royalties	1,619,642.76	5.36
164,196.00	Sandstorm Gold	818,517.06	2.71
		<b>2,438,159.82</b>	<b>8.07</b>
<b>Denmark</b>			
1,844.00	Carlsberg B	295,444.38	0.98
6,348.00	Novo Nordisk B	1,021,910.85	3.38
28,332.00	Tryg A/S	614,865.74	2.04
		<b>1,932,220.97</b>	<b>6.40</b>
<b>France</b>			
277.00	LVMH	260,211.32	0.86
4,583.00	Teleperformance	770,720.04	2.55
		<b>1,030,931.36</b>	<b>3.41</b>
<b>Germany</b>			
1,526.00	Deutsche Boerse	281,856.05	0.93
54,076.00	Deutsche Telekom	1,180,262.78	3.91
47,668.00	Vonovia	934,280.79	3.09
		<b>2,396,399.62</b>	<b>7.93</b>
<b>Hong Kong</b>			
94,400.00	Link reit	524,029.50	1.74
362,400.00	Swire Properties	890,715.40	2.95
		<b>1,414,744.90</b>	<b>4.69</b>
<b>India</b>			
2,499.00	HDFC Bank Foreign Premium - ADR	174,680.10	0.58
36,245.00	ICICI Bank - ADR	835,809.70	2.77
		<b>1,010,489.80</b>	<b>3.35</b>
<b>Indonesia</b>			
4,048,600.00	Telkom Indonesia Persero	1,080,346.90	3.58
		<b>1,080,346.90</b>	<b>3.58</b>
<b>Japan</b>			
22,900.00	Asahi Group Holding	883,537.07	2.93
		<b>883,537.07</b>	<b>2.93</b>
<b>Luxembourg</b>			
54,404.00	Grand City Properties	429,846.66	1.42
		<b>429,846.66</b>	<b>1.42</b>
<b>Singapore</b>			
29,300.00	DBS Group	682,367.33	2.26
506,400.00	Singapore Telecommunications	935,698.45	3.10
		<b>1,618,065.78</b>	<b>5.36</b>
<b>Switzerland</b>			
1,417.00	Nestle	170,558.67	0.56
		<b>170,558.67</b>	<b>0.56</b>
<b>United Kingdom</b>			
1,260.00	AstraZeneca	180,879.41	0.60
45,670.00	Atlantica Sustainable Infrastructure	1,065,937.80	3.53
20,072.00	SSE	470,205.97	1.56
		<b>1,717,023.18</b>	<b>5.69</b>
<b>United States</b>			
2,101.00	Agilent Technologies	250,061.02	0.83
1,998.00	Amdocs	198,221.58	0.65
2,244.00	American Tower Corporation	435,178.92	1.44
2,789.00	AmerisourceBergen Corp	530,914.04	1.76
49,167.00	Brookfield Renewable	1,561,052.25	5.17
1,681.00	Elevance Health	737,757.28	2.44
1,566.00	Fiserv	197,081.10	0.65
22,139.00	Genpact	839,068.10	2.78
1,477.00	Intercontinental Exchange	167,491.80	0.55
20,134.00	Keurig Dr Pepper	623,751.32	2.07
3,421.00	Laboratory Corp of America Holdings	824,118.90	2.73
1,772.00	McKesson	750,459.72	2.49
17,088.00	NextEra Energy	1,254,771.84	4.15
10,377.00	NextEra Energy Partners	599,583.06	1.99

The accompanying notes form an integral part of the financial statements

## C WORLDWIDE

### C WORLDWIDE STABLE EQUITIES

#### SECURITIES PORTFOLIO AS AT 30 JUNE 2023 (CONTINUED)

QUANTITY / NOMINAL	SECURITY DESCRIPTION	MARKET VALUE (In USD)	% OF NET ASSETS
<b>Shares (Continued)</b>			
	<b><u>United States (continued)</u></b>		
15,301.00	Service Corporation Intl	992,881.89	3.29
860.00	Thermo Fisher Scientific	446,899.00	1.48
6,576.00	T-Mobile US	906,961.92	3.00
2,504.00	Visa A	592,321.20	1.96
		<b>11,908,574.94</b>	<b>39.43</b>
<b>Total shares</b>		<b>28,030,899.67</b>	<b>92.82</b>
<b>Total transferable securities and money market instruments admitted to an official stock exchange listing/dealt in on another regulated market</b>		<b>28,030,899.67</b>	<b>92.82</b>
<b>TOTAL SECURITIES PORTFOLIO</b>		<b>28,030,899.67</b>	<b>92.82</b>

The accompanying notes form an integral part of the financial statements

# C WORLDWIDE

## C WORLDWIDE STABLE EQUITIES

### INDUSTRY SECTOR ANALYSIS AS AT 30 JUNE 2023

<b>SECTOR DESCRIPTION AND ALLOCATION</b>	<b>% OF NET ASSETS</b>
Communication Services	9.68
Independent Power and Renewable Electricity Producers	8.70
IT Services	6.04
Banks	5.61
Metals & Mining	5.36
Health Care Providers & Services	5.17
Real Estate Management & Development	4.51
Health Care	4.25
Electric Utilities	4.15
Pharmaceuticals	3.98
Diversified Telecommunication Services	3.91
Beverages	3.91
Utilities	3.55
Diversified Consumer Services	3.29
Equity Real Estate Investment Trusts (REITs)	3.18
Real Estate	2.95
Materials	2.71
Industrials	2.55
Life Sciences Tools & Services	2.31
Consumer Staples	2.07
Insurance	2.04
Capital Markets	1.48
Consumer Discretionary	0.86
Food Products	0.56
<b>Total</b>	<b>92.82</b>

## C WORLDWIDE

### C WORLDWIDE HEALTHCARE SELECT

#### SECURITIES PORTFOLIO AS AT 30 JUNE 2023

QUANTITY/ NOMINAL	SECURITY DESCRIPTION	MARKET VALUE (In EUR)	% OF NET ASSETS
<b>Transferable securities and money market instruments admitted to an official stock exchange listing/ dealt in on another regulated market</b>			
<b>Shares</b>			
	<b><u>Denmark</u></b>		
29,440.00	Genmab	10,238,122.84	1.30
469,459.00	Novo Nordisk B	69,251,564.40	8.77
		<b>79,489,687.24</b>	<b>10.07</b>
	<b><u>Jersey</u></b>		
221,784.00	Novocure	8,354,748.59	1.06
		<b>8,354,748.59</b>	<b>1.06</b>
	<b><u>Netherlands</u></b>		
450,000.00	ONWARD Medical	2,421,000.00	0.31
		<b>2,421,000.00</b>	<b>0.31</b>
	<b><u>Sweden</u></b>		
3,350,000.00	Vicore Pharma Holding	4,889,127.35	0.62
		<b>4,889,127.35</b>	<b>0.62</b>
	<b><u>Switzerland</u></b>		
116,418.00	Roche Holding Genusshaine	32,684,436.36	4.14
		<b>32,684,436.36</b>	<b>4.14</b>
	<b><u>United Kingdom</u></b>		
485,890.00	AstraZeneca	63,916,436.49	8.09
		<b>63,916,436.49</b>	<b>8.09</b>
	<b><u>United States</u></b>		
73,428.00	Align Technology	23,540,956.30	2.98
320,400.00	Axonics Modulation Technologies	14,952,777.83	1.89
213,851.00	Biomarin Pharma	17,818,624.40	2.26
583,460.00	Cara Therapeutics	1,518,396.26	0.19
334,756.00	Centene Corporation	20,556,827.36	2.60
1,928,464.00	Coherus Biosciences	7,474,938.09	0.95
322,000.00	Dexcom	38,617,562.22	4.90
312,241.00	Edwards Lifesciences Corporation	26,806,422.91	3.39
66,000.00	Elevance Health	26,542,719.82	3.36
454,630.00	Exact Sciences Corporation	39,326,543.92	4.98
197,212.00	Glaukos	12,893,861.82	1.63
411,544.00	Horizon Therapeutics	38,970,899.36	4.94
52,459.00	Humana	21,247,498.11	2.69
77,978.00	Illumina	13,481,979.32	1.71
343,110.00	Insmed	6,429,576.75	0.81
62,908.00	Insulet Corporation	16,497,996.40	2.09
150,811.00	Intuitive Surgical	47,197,345.63	5.98
1,360,000.00	Iovance Biotherapeutics	8,898,008.52	1.13
80,000.00	iRhythm Technologies	7,607,804.61	0.96
1,500,000.00	Karyopharm Therapeutics	2,542,837.95	0.32
185,809.00	Krystral Biotech	20,343,124.49	2.58
425,000.00	Natera	19,456,604.75	2.46
1,000,000.00	Outset Medical	20,443,500.78	2.59
610,000.00	Privia Health Group	15,103,266.18	1.91
100,000.00	Quidel	7,590,027.65	0.96
140,329.00	Sarepta Therapeutics	14,544,678.63	1.84
168,000.00	Teladoc Health	3,890,184.69	0.49
58,000.00	Teleflex	12,807,509.61	1.62
79,477.00	Thermo Fisher Scientific	37,844,963.79	4.79
93,557.00	Vertex Pharmaceuticals	30,296,923.43	3.84
		<b>575,244,361.58</b>	<b>72.84</b>
<b>Total shares</b>		<b>766,999,797.61</b>	<b>97.13</b>
<b>Total transferable securities and money market instruments admitted to an official stock exchange listing/ dealt in on another regulated market</b>		<b>766,999,797.61</b>	<b>97.13</b>
<b>TOTAL SECURITIES PORTFOLIO</b>		<b>766,999,797.61</b>	<b>97.13</b>

The accompanying notes form an integral part of the financial statements

# C WORLDWIDE

---

## C WORLDWIDE HEALTHCARE SELECT

INDUSTRY SECTOR ANALYSIS AS AT 30 JUNE 2023

<u>SECTOR DESCRIPTION AND ALLOCATION</u>	<u>% OF NET ASSETS</u>
Health Care Equipment & Supplies	30.36
Biotechnology	24.95
Pharmaceuticals	21.19
Health Care Providers & Services	10.56
Life Sciences Tools & Services	6.50
Health Care	3.08
Health Care Technology	0.49
<b>Total</b>	<b><u>97.13</u></b>

# C WORLDWIDE

## C WORLDWIDE NORDIC

### SECURITIES PORTFOLIO AS AT 30 JUNE 2023

QUANTITY / NOMINAL	SECURITY DESCRIPTION	MARKET VALUE (In USD)	% OF NET ASSETS
<b>Transferable securities and money market instruments admitted to an official stock exchange listing/ dealt in on another regulated market</b>			
<b>Shares</b>			
<b><u>Denmark</u></b>			
18,000.00	Chr. Hansen Holding	1,253,052.67	1.69
182,697.00	Danske Bank	4,446,977.65	6.01
52,349.00	Demant	2,219,992.33	3.00
4,200.00	DSV	887,480.03	1.20
94,090.00	GN Store Nord	2,352,284.48	3.18
162,257.00	Invisio Communications	3,482,264.94	4.70
45,334.00	Novo Nordisk B	7,297,937.35	9.85
19,816.00	Orsted	1,888,676.64	2.55
156,130.00	Tryg A/S	3,388,359.03	4.58
79,518.00	Vestas Wind Systems	2,129,602.98	2.88
		<b>29,346,628.10</b>	<b>39.64</b>
<b><u>Finland</u></b>			
47,073.00	Kone OYJ B	2,465,283.01	3.33
56,130.00	UPM-Kymmene	1,678,377.93	2.27
234,973.00	Wartsila OYJ	2,641,188.16	3.57
		<b>6,784,849.10</b>	<b>9.17</b>
<b><u>Iceland</u></b>			
327,580.00	Ossur Hf	1,543,807.00	2.09
		<b>1,543,807.00</b>	<b>2.09</b>
<b><u>Norway</u></b>			
85,845.00	Borregaard	1,274,854.30	1.72
148,898.00	Mowi	2,369,773.71	3.20
228,699.00	Storebrand	1,788,306.30	2.42
34,618.00	Yara International	1,227,373.10	1.66
		<b>6,660,307.41</b>	<b>9.00</b>
<b><u>Sweden</u></b>			
77,339.00	Alfa Laval	2,801,233.67	3.78
121,609.00	Assa Abloy B	2,942,480.53	3.97
351,846.00	Atlas Copco A	5,068,868.28	6.84
100,984.00	Bravida Holding	974,564.69	1.32
84,015.00	Essity B	2,243,920.49	3.03
180,629.00	Hexagon B	2,219,599.32	3.00
192,062.00	Munters Group	2,177,585.81	2.94
202,401.00	Nibe Industrier B	1,919,533.35	2.59
77,133.00	Sandvik	1,502,358.74	2.03
319,076.00	SSAB A	2,276,494.32	3.07
127,022.00	Volvo B	2,637,754.29	3.56
		<b>26,764,393.49</b>	<b>36.13</b>
<b><u>Switzerland</u></b>			
49,604.00	ABB (SE)	1,947,959.95	2.63
		<b>1,947,959.95</b>	<b>2.63</b>
<b>Total shares</b>		<b>73,047,945.05</b>	<b>98.66</b>
<b>Total transferable securities and money market instruments admitted to an official stock exchange listing/ dealt in on another regulated market</b>		<b>73,047,945.05</b>	<b>98.66</b>
<b>TOTAL SECURITIES PORTFOLIO</b>		<b>73,047,945.05</b>	<b>98.66</b>

# C WORLDWIDE

## C WORLDWIDE NORDIC

### INDUSTRY SECTOR ANALYSIS AS AT 30 JUNE 2023

<b>SECTOR DESCRIPTION AND ALLOCATION</b>	<b>% OF NET ASSETS</b>
Machinery	23.11
Pharmaceuticals	9.85
Building Products	9.50
Insurance	7.00
Banks	6.01
Electrical Equipment	5.51
Health Care	5.09
Aerospace & Defense	4.70
Chemicals	3.38
Consumer Staples	3.20
Health Care Equipment & Supplies	3.18
Metals & Mining	3.07
Household Products	3.03
Electronic Equipment, Instruments & Components	3.00
Electric Utilities	2.55
Paper & Forest Products	2.27
Materials	1.69
Commercial Services & Supplies	1.32
Industrials	1.20
<b>Total</b>	<b><u>98.66</u></b>

# C WORLDWIDE

## C WORLDWIDE SWEDEN

### SECURITIES PORTFOLIO AS AT 30 JUNE 2023

QUANTITY / NOMINAL	SECURITY DESCRIPTION	MARKET VALUE (In SEK)	% OF NET ASSETS
<b>Transferable securities and money market instruments admitted to an official stock exchange listing/dealt in on another regulated market</b>			
<b>Shares</b>			
	<b><u>Denmark</u></b>		
148,444.00	Invisio Communications	34,364,786.00	2.61
		<b>34,364,786.00</b>	<b>2.61</b>
	<b><u>Sweden</u></b>		
231,767.00	Addtech B	54,001,711.00	4.10
111,643.00	Alfa Laval	43,618,920.10	3.31
244,989.00	Assa Abloy B	63,942,129.00	4.85
780,192.00	Atlas Copco A	121,241,836.80	9.20
231,766.00	Bilia A	26,096,851.60	1.98
372,895.00	Engcon	35,853,854.25	2.72
161,000.00	Essity B	46,384,100.00	3.52
448,124.00	Fastighets AB Balder B	17,624,716.92	1.34
316,615.00	Hennes & Mauritz B	58,795,405.50	4.46
615,825.00	Hexagon B	81,627,603.75	6.19
60,500.00	Holmen	23,576,850.00	1.79
93,350.00	Lime Technologies	25,671,250.00	1.95
160,095.00	Mycronic	42,777,384.00	3.24
501,705.00	Nibe Industrier B	51,324,421.50	3.89
296,996.00	Nordnet	42,975,321.20	3.26
561,250.00	RVRC Holding	18,599,825.00	1.41
269,605.00	Sandvik	56,644,010.50	4.30
344,412.00	Storytel AB	11,517,137.28	0.87
614,890.00	Svenska Handelsbanken A	55,770,523.00	4.23
692,500.00	Synsam Group	31,162,500.00	2.36
495,620.00	Systemair	39,153,980.00	2.97
83,411.00	Thule Group	26,266,123.90	1.99
77,189.00	Vitrolife	16,225,127.80	1.23
372,095.00	Volvo B	83,349,280.00	6.32
290,984.00	Wihlborgs Fastigheter	22,754,948.80	1.73
231,200.00	XSpray Pharma	9,363,600.00	0.71
		<b>1,106,319,411.90</b>	<b>83.92</b>
	<b><u>Switzerland</u></b>		
134,305.00	ABB (SE)	56,891,598.00	4.32
		<b>56,891,598.00</b>	<b>4.32</b>
	<b><u>United Kingdom</u></b>		
46,425.00	AstraZeneca	71,889,112.50	5.45
		<b>71,889,112.50</b>	<b>5.45</b>
<b>Total shares</b>		<b>1,269,464,908.40</b>	<b>96.30</b>
<b>Total transferable securities and money market instruments admitted to an official stock exchange listing/dealt in on another regulated market</b>		<b>1,269,464,908.40</b>	<b>96.30</b>
<b>TOTAL SECURITIES PORTFOLIO</b>		<b>1,269,464,908.40</b>	<b>96.30</b>

The accompanying notes form an integral part of the financial statements



# C WORLDWIDE

## C WORLDWIDE SWEDEN

### INDUSTRY SECTOR ANALYSIS AS AT 30 JUNE 2023

<b>SECTOR DESCRIPTION AND ALLOCATION</b>	<b>% OF NET ASSETS</b>
Machinery	25.85
Building Products	11.71
Specialty Retail	10.21
Electronic Equipment, Instruments & Components	9.43
Pharmaceuticals	5.45
Electrical Equipment	4.32
Banks	4.23
Trading Companies & Distributors	4.10
Household Products	3.52
Capital Markets	3.26
Real Estate Management & Development	3.07
Aerospace & Defense	2.61
Leisure Products	1.99
Software	1.95
Biotechnology	1.94
Paper & Forest Products	1.79
Media	0.87
<b>Total</b>	<b>96.30</b>

# C WORLDWIDE

## C WORLDWIDE SWEDEN SMALL CAP

### SECURITIES PORTFOLIO AS AT 30 JUNE 2023

QUANTITY / NOMINAL	SECURITY DESCRIPTION	MARKET VALUE (In SEK)	% OF NET ASSETS
<b>Transferable securities and money market instruments admitted to an official stock exchange listing/ dealt in on another regulated market</b>			
<b>Shares</b>			
	<b>Denmark</b>		
1,371,106.00	Invisio Communications	317,411,039.00	4.39
		<b>317,411,039.00</b>	<b>4.39</b>
	<b>Sweden</b>		
2,013,889.00	Addtech B	469,236,137.00	6.50
2,867,074.00	Alimak Group	242,841,167.80	3.36
1,427,568.00	Beijer Alma	323,344,152.00	4.47
2,511,843.00	Bilia A	282,833,521.80	3.91
2,651,863.00	Castellum	273,937,447.90	3.79
5,750,000.00	Electrolux Professional	334,937,500.00	4.64
2,974,886.00	Elekta B	247,689,008.36	3.43
1,059,146.00	Enea	45,013,705.00	0.62
2,950,911.00	Engcon	283,730,092.65	3.93
799,749.00	Hansa Biopharma	34,725,101.58	0.48
1,698,225.00	Intrum	119,996,578.50	1.66
867,636.00	JM	125,460,165.60	1.74
1,356,090.00	Medicover B	222,941,196.00	3.09
421,709.00	Mips	224,264,846.20	3.10
3,430,151.00	Modern Times Group B	232,221,222.70	3.21
3,104,543.00	Munters Group	379,685,608.90	5.25
1,333,487.00	Mycronic	356,307,726.40	4.93
4,666,596.00	NCAB Group	394,327,362.00	5.46
2,194,334.00	Nordnet	317,520,129.80	4.40
2,743,750.00	RVRC Holding	90,927,875.00	1.26
2,479,201.00	Securitas	219,657,208.60	3.04
1,939,494.00	Storytel AB	64,856,679.36	0.90
5,592,500.00	Synsam Group	251,662,500.00	3.48
4,008,308.00	Systemair	316,656,332.00	4.38
1,001,116.00	Thule Group	315,251,428.40	4.36
1,242,318.00	Vitrolife	261,135,243.60	3.61
3,716,058.00	Wihlborgs Fastigheter	290,595,735.60	4.02
		<b>6,721,755,672.75</b>	<b>93.02</b>
<b>Total shares</b>		<b>7,039,166,711.75</b>	<b>97.41</b>
<b>Total transferable securities and money market instruments admitted to an official stock exchange listing/ dealt in on another regulated market</b>		<b>7,039,166,711.75</b>	<b>97.41</b>
<b>TOTAL SECURITIES PORTFOLIO</b>		<b>7,039,166,711.75</b>	<b>97.41</b>

# C WORLDWIDE

## C WORLDWIDE SWEDEN SMALL CAP

### INDUSTRY SECTOR ANALYSIS AS AT 30 JUNE 2023

<b>SECTOR DESCRIPTION AND ALLOCATION</b>	<b>% OF NET ASSETS</b>
Machinery	16.40
Electronic Equipment, Instruments & Components	10.39
Building Products	9.63
Specialty Retail	8.65
Real Estate Management & Development	7.81
Leisure Products	7.46
Trading Companies & Distributors	6.50
Commercial Services & Supplies	4.70
Capital Markets	4.40
Aerospace & Defense	4.39
Biotechnology	4.09
Health Care Equipment & Supplies	3.43
Entertainment	3.21
Health Care Providers & Services	3.09
Household Durables	1.74
Media	0.90
IT Services	0.62
<b>Total</b>	<b>97.41</b>

# C WORLDWIDE

## C WORLDWIDE GLOBAL EQUITIES

### SECURITIES PORTFOLIO AS AT 30 JUNE 2023

QUANTITY / NOMINAL	SECURITY DESCRIPTION	MARKET VALUE (In USD)	% OF NET ASSETS
<b>Transferable securities and money market instruments admitted to an official stock exchange listing/ dealt in on another regulated market</b>			
<b>Shares</b>			
	<b><u>Denmark</u></b>		
795,777.00	Novo Nordisk B	128,105,410.72	6.50
		<b>128,105,410.72</b>	<b>6.50</b>
	<b><u>France</u></b>		
44,801.00	LVMH	42,085,657.98	2.13
		<b>42,085,657.98</b>	<b>2.13</b>
	<b><u>Germany</u></b>		
409,996.00	Siemens	68,340,249.68	3.47
		<b>68,340,249.68</b>	<b>3.47</b>
	<b><u>Hong Kong</u></b>		
5,525,000.00	AIA Group	55,770,335.11	2.83
		<b>55,770,335.11</b>	<b>2.83</b>
	<b><u>India</u></b>		
132,005,037.33	HDFC	132,005,037.33	6.70
		<b>132,005,037.33</b>	<b>6.70</b>
	<b><u>Indonesia</u></b>		
88,022,900.00	Bank Central Asia	53,729,788.86	2.72
		<b>53,729,788.86</b>	<b>2.72</b>
	<b><u>Japan</u></b>		
472,000.00	Hoya Corporation	55,785,976.33	2.83
111,100.00	Keyence Corporation	52,177,856.99	2.65
616,200.00	Sony Corporation	55,298,906.35	2.81
		<b>163,262,739.67</b>	<b>8.29</b>
	<b><u>Netherlands</u></b>		
101,134.00	ASML	73,284,042.71	3.72
		<b>73,284,042.71</b>	<b>3.72</b>
	<b><u>South Korea</u></b>		
877,723.00	Samsung Electronics	48,099,886.60	2.44
		<b>48,099,886.60</b>	<b>2.44</b>
	<b><u>Sweden</u></b>		
1,774,221.00	Assa Abloy B	42,929,476.86	2.18
3,345,868.00	Atlas Copco A	48,202,236.73	2.44
1,861,904.00	Epiroc	35,212,335.08	1.79
		<b>126,344,048.67</b>	<b>6.41</b>
	<b><u>Switzerland</u></b>		
573,646.00	Nestle	69,047,491.98	3.50
		<b>69,047,491.98</b>	<b>3.50</b>
	<b><u>Taiwan</u></b>		
3,335,000.00	TSMC - ADR	61,685,880.35	3.13
		<b>61,685,880.35</b>	<b>3.13</b>
	<b><u>United Kingdom</u></b>		
178,862.00	Linde	68,375,365.36	3.47
		<b>68,375,365.36</b>	<b>3.47</b>
	<b><u>United States</u></b>		
129,815.00	Adobe	63,368,543.18	3.21
593,979.00	Alphabet C	72,090,043.27	3.66
595,086.00	Amazon.com	77,408,191.79	3.93
202,094.00	American Tower Corporation	39,192,089.42	1.99
118,044.00	Aon	40,803,089.04	2.07
332,077.00	Fiserv	41,791,890.45	2.12
180,598.00	Home Depot	55,869,797.28	2.83
340,655.00	Microsoft Corporation	116,078,191.25	5.89
733,247.00	NextEra Energy	53,842,327.21	2.73
367,121.00	Procter & Gamble	55,405,901.32	2.81
137,916.00	S&P Global	55,387,065.60	2.81
192,078.00	Thermo Fisher Scientific	99,813,332.70	5.06
434,858.00	Visa A	102,865,659.90	5.22
		<b>873,916,122.41</b>	<b>44.33</b>

The accompanying notes form an integral part of the financial statements

## C WORLDWIDE

### C WORLDWIDE GLOBAL EQUITIES

#### SECURITIES PORTFOLIO AS AT 30 JUNE 2023 (CONTINUED)

QUANTITY / NOMINAL	SECURITY DESCRIPTION	MARKET VALUE (In USD)	% OF NET ASSETS
Total shares		1,964,052,057.43	99.64
Total transferable securities and money market instruments admitted to an official stock exchange listing/dealt in on another regulated market		1,964,052,057.43	99.64
<b>TOTAL SECURITIES PORTFOLIO</b>		<b>1,964,052,057.43</b>	<b>99.64</b>

The accompanying notes form an integral part of the financial statements

# C WORLDWIDE

## C WORLDWIDE GLOBAL EQUITIES

### INDUSTRY SECTOR ANALYSIS AS AT 30 JUNE 2023

<b>SECTOR DESCRIPTION AND ALLOCATION</b>	<b>% OF NET ASSETS</b>
Software	9.10
IT Services	7.34
Semiconductors & Semiconductor Equipment	6.85
Diversified Financial Services	6.70
Pharmaceuticals	6.50
Life Sciences Tools & Services	5.06
Internet & Direct Marketing Retail	3.93
Interactive Media & Services	3.66
Food Products	3.50
Materials	3.47
Industrial Conglomerates	3.47
Specialty Retail	2.83
Health Care Equipment & Supplies	2.83
Insurance	2.83
Household Products	2.81
Capital Markets	2.81
Household Durables	2.81
Electric Utilities	2.73
Banks	2.72
Electronic Equipment, Instruments & Components	2.65
Machinery	2.44
Technology Hardware, Storage & Peripherals	2.44
Building Products	2.18
Consumer Discretionary	2.13
Financials	2.07
Equity Real Estate Investment Trusts (REIT's)	1.99
Industrials	1.79
<b>Total</b>	<b>99.64</b>

# C WORLDWIDE

## C WORLDWIDE ASIA

### SECURITIES PORTFOLIO AS AT 30 JUNE 2023

QUANTITY / NOMINAL	SECURITY DESCRIPTION	MARKET VALUE (In USD)	% OF NET ASSETS
<b>Transferable securities and money market instruments admitted to an official stock exchange listing/dealt in on another regulated market</b>			
<b>Shares</b>			
<b>China</b>			
318,000.00	Airtac International Group	10,510,628.85	1.60
3,209,514.00	Alibaba Group Holding	33,350,269.92	5.08
626,000.00	Anta Sports Products	6,405,583.94	0.98
1,022,400.00	Beijing Oriental Yuhong	3,842,509.39	0.59
2,067,000.00	China Merchants Bank	9,410,251.39	1.44
2,147,626.00	East Money Information	4,214,984.26	0.64
581,920.00	Ganfeng Lithium Group	3,802,945.22	0.58
1,755,000.00	Hua Hong Semiconductor	5,768,473.80	0.88
516,378.00	JD.com	8,766,930.25	1.34
1,721,232.00	Longi Green Energy Technol - A	6,807,864.10	1.04
1,477,000.00	Ping An Insurance	9,415,049.42	1.44
2,342,729.00	Sany Heavy Industry	5,375,424.01	0.82
1,339,400.00	Shenzhou Intl. Group	12,818,604.02	1.95
428,100.00	Sungrow Power	6,887,643.29	1.05
1,133,200.00	Sunny Optical Technology	11,331,573.58	1.73
893,300.00	Tencent Holdings	38,033,290.09	5.80
496,470.00	Trip.com - ADR	17,341,697.10	2.64
3,838,000.00	Xinyi Solar	4,438,658.39	0.68
666,720.00	Zhejiang Dingli Machinery	5,148,495.53	0.79
		<b>203,670,876.55</b>	<b>31.07</b>
<b>Hong Kong</b>			
2,167,600.00	AIA Group	21,925,038.93	3.34
449,300.00	ASM Pacific Technology	4,430,855.65	0.68
263,100.00	Hong Kong Exchanges & Clearing	9,931,295.69	1.51
1,024,000.00	Techtronic Industries Company	11,159,806.07	1.70
		<b>47,446,996.34</b>	<b>7.23</b>
<b>India</b>			
176,331.00	Aavas Financiers	3,306,448.96	0.50
143,437.00	Amber Enterprises India	3,950,579.19	0.60
190,263.00	Balkrishna Industries	5,496,614.30	0.84
167,842.00	Computer Age Management	4,501,655.10	0.69
340,455.00	Godrej Properties	6,515,641.46	0.99
506,629.00	HDFC	17,461,345.16	2.66
534,899.00	HDFC Bank Foreign Premium - ADR	11,116,623.53	1.70
841,511.00	ICICI Bank - ADR	19,405,243.66	2.96
3,355,771.00	Indian Energy Exchange	5,208,118.19	0.79
2,121,355.00	Indian Hotels	10,161,389.88	1.55
576,540.00	KEC International	3,874,403.52	0.59
306,872.00	Phoenix Mills	5,847,574.57	0.89
765,004.00	Prestige Estates Projects	5,374,421.73	0.82
1,716,426.00	State Bank of India	11,996,920.72	1.83
62,704.00	UltraTech Cement	6,346,331.11	0.97
		<b>120,563,311.08</b>	<b>18.38</b>
<b>Indonesia</b>			
20,426,100.00	Bank Central Asia	12,586,569.16	1.92
30,112,400.00	Bank Rakyat Indonesia Perser	10,944,363.53	1.67
175,172,100.00	Pakuwon Jati TBK	5,735,125.67	0.87
		<b>29,266,058.36</b>	<b>4.46</b>
<b>Philippines</b>			
10,809,500.00	Ayala Land	4,762,119.50	0.73
		<b>4,762,119.50</b>	<b>0.73</b>
<b>Singapore</b>			
669,200.00	DBS Group	15,625,978.91	2.38
120,870.00	Sea - ADR	6,939,146.70	1.06
		<b>22,565,125.61</b>	<b>3.44</b>

## C WORLDWIDE

### C WORLDWIDE ASIA

#### SECURITIES PORTFOLIO AS AT 30 JUNE 2023 (CONTINUED)

QUANTITY / NOMINAL	SECURITY DESCRIPTION	MARKET VALUE (In USD)	% OF NET ASSETS
<b>Transferable securities and money market instruments admitted to an official stock exchange listing/dealt in on another regulated market</b>			
<b>Shares</b>			
<b>South Korea</b>			
39,115.00	Hansol Chemical	7,158,239.17	1.09
40,932.00	Leeno Industrial	4,567,346.75	0.70
45,324.00	LG Chem - pref	12,185,744.25	1.86
1,180,368.00	Samsung Electronics Pref.	53,612,870.48	8.18
20,570.00	Samsung SDI	10,512,256.49	1.60
99,017.00	SK Hynix	8,719,819.62	1.33
		<b>96,756,276.76</b>	<b>14.76</b>
<b>Taiwan</b>			
403,000.00	Advantech	5,309,730.12	0.81
1,481,194.00	Chailease	9,746,635.89	1.49
1,325,000.00	Chroma ATE	10,750,049.11	1.64
423,000.00	Gudeng Precision Industrial	5,859,312.05	0.89
385,000.00	MediaTek	8,529,329.93	1.30
559,000.00	Realtek Semiconductor	6,987,705.98	1.07
750,134.00	Richwave Technology	4,288,257.25	0.65
3,394,000.00	TSMC - ADR	62,952,950.88	9.60
		<b>114,423,971.21</b>	<b>17.45</b>
<b>Thailand</b>			
3,743,700.00	Airports of Thailand - NVDR	7,632,560.14	1.16
3,691,400.00	CP All - NVDR	6,545,028.09	1.00
		<b>14,177,588.23</b>	<b>2.16</b>
<b>Total shares</b>		<b>653,632,323.64</b>	<b>99.68</b>
<b>Total transferable securities and money market instruments admitted to an official stock exchange listing/dealt in on another regulated market</b>			
		<b>653,632,323.64</b>	<b>99.68</b>
<b>TOTAL SECURITIES PORTFOLIO</b>		<b>653,632,323.64</b>	<b>99.68</b>



# C WORLDWIDE

## C WORLDWIDE ASIA

### INDUSTRY SECTOR ANALYSIS AS AT 30 JUNE 2023

<b>SECTOR DESCRIPTION AND ALLOCATION</b>	<b>% OF NET ASSETS</b>
Semiconductors & Semiconductor Equipment	15.90
Banks	13.90
Technology Hardware, Storage & Peripherals	8.18
Internet & Direct Marketing Retail	6.42
Interactive Media & Services	5.80
Electronic Equipment, Instruments & Components	4.97
Machinery	4.91
Insurance	4.78
Real Estate Management & Development	4.30
Hotels, Restaurants & Leisure	4.19
Diversified Financial Services	4.15
Information Technology	3.73
Capital Markets	2.95
Chemicals	2.94
Textiles, Apparel & Luxury Goods	1.95
Construction Materials	1.56
Industrials	1.16
Entertainment	1.06
Electrical Equipment	1.05
Food & Staples Retailing	1.00
Consumer Discretionary	0.98
Auto Components	0.84
IT Services	0.69
Household Durables	0.60
Construction & Engineering	0.59
Metals & Mining	0.58
Thriffs & Mortgage Finance	0.50
<b>Total</b>	<b>99.68</b>

## C WORLDWIDE

### C WORLDWIDE GLOBAL EQUITIES ETHICAL

#### SECURITIES PORTFOLIO AS AT 30 JUNE 2023

QUANTITY / NOMINAL	SECURITY DESCRIPTION	MARKET VALUE (In EUR)	% OF NET ASSETS
Transferable securities and money market instruments admitted to an official stock exchange listing/dealt in on another regulated market			
<b>Shares</b>			
	<b><u>Denmark</u></b>		
384,567.00	Novo Nordisk B	56,728,843.98	6.50
		<b>56,728,843.98</b>	<b>6.50</b>
	<b><u>France</u></b>		
44,617.00	L'Oreal	19,078,229.20	2.18
		<b>19,078,229.20</b>	<b>2.18</b>
	<b><u>Hong Kong</u></b>		
2,167,200.00	AIA Group	20,045,986.03	2.30
		<b>20,045,986.03</b>	<b>2.30</b>
	<b><u>India</u></b>		
1,875,447.00	HDFC	59,116,305.28	6.78
		<b>59,116,305.28</b>	<b>6.78</b>
	<b><u>Indonesia</u></b>		
39,082,000.00	Bank Central Asia	21,813,618.30	2.50
		<b>21,813,618.30</b>	<b>2.50</b>
	<b><u>Japan</u></b>		
225,200.00	Hoya Corporation	24,390,674.47	2.80
53,500.00	Keyence Corporation	23,024,931.43	2.64
347,400.00	Sony Group Corporation	28,569,132.06	3.27
		<b>75,984,737.96</b>	<b>8.71</b>
	<b><u>Netherlands</u></b>		
55,562.00	ASML	36,893,168.00	4.23
		<b>36,893,168.00</b>	<b>4.23</b>
	<b><u>South Korea</u></b>		
402,616.00	Samsung Electronics	20,231,937.14	2.32
		<b>20,231,937.14</b>	<b>2.32</b>
	<b><u>Sweden</u></b>		
1,011,041.00	Assa Abloy B	22,416,750.50	2.57
1,814,718.00	Atlas Copco A	23,956,509.70	2.74
906,262.00	Epiroc	15,705,339.21	1.80
		<b>62,078,599.41</b>	<b>7.11</b>
	<b><u>Switzerland</u></b>		
295,112.00	Nestle	32,549,678.49	3.73
		<b>32,549,678.49</b>	<b>3.73</b>
	<b><u>Taiwan</u></b>		
1,621,000.00	TSMC - ADR	27,474,004.80	3.15
		<b>27,474,004.80</b>	<b>3.15</b>
	<b><u>United Kingdom</u></b>		
236,257.00	Ferguson	34,234,860.37	3.92
86,144.00	Linde	30,176,044.26	3.46
		<b>64,410,904.63</b>	<b>7.38</b>
	<b><u>United States</u></b>		
59,808.00	Adobe	26,752,466.06	3.07
286,764.00	Alphabet C	31,892,203.15	3.66
268,934.00	Amazon.com	32,055,946.00	3.67
81,687.00	American Tower Corporation	14,516,223.32	1.66
65,024.00	Aon	20,595,792.34	2.36
231,122.00	Fiserv	26,653,251.90	3.05
86,986.00	Home Depot	24,658,645.46	2.83
159,597.00	Microsoft Corporation	49,832,914.16	5.71
236,988.00	Procter & Gamble	32,773,954.71	3.76
63,922.00	S&P Global	23,523,381.71	2.70
94,406.00	Thermo Fisher Scientific	44,953,780.99	5.15
210,068.00	Visa A	45,534,287.98	5.22
		<b>373,742,847.78</b>	<b>42.84</b>
<b>Total shares</b>		<b>870,148,861.00</b>	<b>99.73</b>
<b>Total transferable securities and money market instruments admitted to an official stock exchange listing/dealt in on another regulated market</b>		<b>870,148,861.00</b>	<b>99.73</b>
<b>TOTAL SECURITIES PORTFOLIO</b>		<b>870,148,861.00</b>	<b>99.73</b>

# C WORLDWIDE

## C WORLDWIDE GLOBAL EQUITIES ETHICAL

### INDUSTRY SECTOR ANALYSIS AS AT 30 JUNE 2023

<b>SECTOR DESCRIPTION AND ALLOCATION</b>	<b>% OF NET ASSETS</b>
Software	8.78
IT Services	8.27
Semiconductors & Semiconductor Equipment	7.38
Diversified Financial Services	6.78
Pharmaceuticals	6.50
Life Sciences Tools & Services	5.15
Trading Companies & Distributors	3.92
Household Products	3.76
Food Products	3.73
Internet & Direct Marketing Retail	3.67
Interactive Media & Services	3.66
Materials	3.46
Household Durables	3.27
Specialty Retail	2.83
Health Care Equipment & Supplies	2.80
Machinery	2.74
Capital Markets	2.70
Electronic Equipment, Instruments & Components	2.64
Building Products	2.57
Banks	2.50
Financials	2.36
Technology Hardware, Storage & Peripherals	2.32
Insurance	2.30
Consumer Staples	2.18
Industrials	1.80
Equity Real Estate Investment Trusts (REITs)	1.66
<b>Total</b>	<b>99.73</b>

# C WORLDWIDE

## C WORLDWIDE INDIA

### SECURITIES PORTFOLIO AS AT 30 JUNE 2023

QUANTITY / NOMINAL	SECURITY DESCRIPTION	MARKET VALUE (In USD)	% OF NET ASSETS
<b>Transferable securities and money market instruments admitted to an official stock exchange listing/ dealt in on another regulated market</b>			
<b>Shares</b>			
	<b>India</b>		
21,439.00	Aavas Financiers	401,673.35	0.73
15,921.00	ABB India	858,412.51	1.55
45,791.00	Affle India	611,953.33	1.10
21,422.00	AIA Engineering	835,756.61	1.51
37,128.00	Amber Enterprises India	1,021,146.16	1.84
11,712.00	Apar Industries	495,422.30	0.89
29,069.00	Asian Paints	1,191,360.01	2.15
24,989.00	Balkrishna Industries	722,069.95	1.30
143,623.00	Bharti Airtel	1,538,502.09	2.78
86,713.00	Can Fin Homes	821,692.97	1.48
22,855.00	CE Info Systems	335,859.16	0.61
54,615.00	Central Depository Services	739,498.03	1.33
35,744.00	Century Plyboards India	288,362.43	0.52
13,904.00	Computer Age Management	372,636.05	0.67
20,523.00	Dalmia Bharat	541,936.19	0.98
15,294.00	Dr Lal Pathlabs	421,233.56	0.76
28,336.00	GMM Pfaudler	513,034.85	0.93
62,044.00	Godrej Properties	1,186,258.20	2.14
95,306.00	HCL Technologies	1,380,152.78	2.49
65,554.00	HDFC	2,255,055.68	4.07
155,581.00	HDFC Bank Foreign Premium - ADR	3,226,797.75	5.82
210,189.00	ICICI Bank - ADR	4,846,958.34	8.75
49,322.00	ICICI Lombard General Insurance	808,340.04	1.46
524,521.00	Indian Energy Exchange	812,675.54	1.47
74,419.00	IndusInd Bank	1,247,052.46	2.25
217,900.00	Infosys - ADR	3,536,517.00	6.39
79,576.00	Kajaria Ceramics	1,219,925.73	2.20
115,970.00	KEC International	779,155.66	1.41
75,208.00	Kotak Mahindra Bank	1,692,910.00	3.06
85,199.00	KPR Mill	690,245.51	1.25
16,762.00	L&T Technology Services	804,267.87	1.45
960,259.00	Lemon Tree Hotels	1,096,823.47	1.98
185,520.00	Mahindra Lifespace Dev	1,052,961.44	1.90
25,574.00	Multi Commodity Exch India	467,750.73	0.85
3,037.00	Nestle India	847,580.43	1.53
1,265,210.00	NHPC	708,690.96	1.28
49,877.00	Phoenix Mills	950,528.84	1.72
317,829.00	Power Grid Corp of India	988,548.21	1.78
152,719.00	Prestige Estates Projects	1,070,178.86	1.93
284,063.00	Redington India	644,074.90	1.16
92,920.00	Reliance Industries	2,888,688.52	5.21
19,109.00	Schaeffler India	721,547.70	1.30
25,129.00	Sheela Foam	371,006.82	0.67
79,550.00	Star Health & Allied Insurance	567,386.56	1.02
16,555.00	State Bank of India - GDR	1,153,883.50	2.08
26,198.00	Tata Consultancy Services	1,054,597.76	1.90
91,095.00	Tata Consumer Products	955,995.85	1.73
162,768.00	Tata Motors	1,181,669.47	2.13
14,185.00	TeamLease Services	431,108.42	0.78
31,198.00	Titan	1,159,045.81	2.09
11,247.00	UltraTech Cement	1,137,231.17	2.05
48,362.00	Voltas	447,902.74	0.81
3,143.00	ZF Commercial Vehicle	465,987.44	0.84
		<b>56,560,051.71</b>	<b>102.08</b>

The accompanying notes form an integral part of the financial statements

## C WORLDWIDE

---

### C WORLDWIDE INDIA (CONTINUED)

#### SECURITIES PORTFOLIO AS AT 30 JUNE 2023

QUANTITY / NOMINAL	SECURITY DESCRIPTION	MARKET VALUE (In USD)	% OF NET ASSETS
Total shares		<u>56,560,051.71</u>	<u>102.08</u>
Total transferable securities and money market instruments admitted to an official stock exchange listing/dealt in on another regulated market		<u>56,560,051.71</u>	<u>102.08</u>
<b>TOTAL SECURITIES PORTFOLIO</b>		<u>56,560,051.71</u>	<u>102.08</u>

The accompanying notes form an integral part of the financial statements

# C WORLDWIDE

## C WORLDWIDE INDIA

### INDUSTRY SECTOR ANALYSIS AS AT 30 JUNE 2023

SECTOR DESCRIPTION AND ALLOCATION	% OF NET ASSETS
Banks	21.96
IT Services	11.45
Real Estate Management & Development	7.69
Oil, Gas & Consumable Fuels	5.21
Diversified Financial Services	4.07
Capital Markets	3.65
Food Products	3.26
Consumer Discretionary	2.93
Machinery	2.81
Wireless Telecommunication Services	2.78
Household Durables	2.51
Professional Services	2.23
Construction & Engineering	2.22
Thrifts & Mortgage Finance	2.21
Building Products	2.20
Chemicals	2.15
Automobiles	2.13
Construction Materials	2.05
Hotels, Restaurants & Leisure	1.98
Industrials	1.82
Electric Utilities	1.78
Electrical Equipment	1.55
Materials	1.50
Insurance	1.46
Auto Components	1.30
Utilities	1.28
Textiles, Apparel & Luxury Goods	1.25
Electronic Equipment, Instruments & Components	1.16
Media	1.10
Financials	1.02
Health Care Providers & Services	0.76
Software	0.61
<b>Total</b>	<b>102.08</b>

# C WORLDWIDE

## C WORLDWIDE CENTURIA GLOBAL EQUITIES

### SECURITIES PORTFOLIO AS AT 30 JUNE 2023

QUANTITY / NOMINAL	SECURITY DESCRIPTION	MARKET VALUE (In USD)	% OF NET ASSETS
Transferable securities and money market instruments admitted to an official stock exchange listing/dealt in on another regulated market			
Shares			
	<b><u>Argentina</u></b>		
506.00	Mercadolibre	601,262.09	2.97
		<b>601,262.09</b>	<b>2.97</b>
	<b><u>China</u></b>		
23,700.00	Sunny Optical Technology	236,358.82	1.17
		<b>236,358.82</b>	<b>1.17</b>
	<b><u>India</u></b>		
16,032.00	Asian Paints	657,053.35	3.24
29,248.00	Kotak Mahindra Bank	658,363.89	3.25
		<b>1,315,417.24</b>	<b>6.49</b>
	<b><u>Indonesia</u></b>		
2,368,000.00	Bank Rakyat Indonesia Perser	856,998.00	4.24
		<b>856,998.00</b>	<b>4.24</b>
	<b><u>Ireland</u></b>		
5,064.00	Allegion	608,135.76	3.01
6,240.00	Kerry Group	608,788.25	3.01
11,430.00	Kingspan Group	761,884.98	3.77
		<b>1,978,808.99</b>	<b>9.79</b>
	<b><u>Japan</u></b>		
7,100.00	Hoya Corporation	839,153.46	4.15
		<b>839,153.46</b>	<b>4.15</b>
	<b><u>Netherlands</u></b>		
1,186.00	ASM International	501,728.34	2.48
		<b>501,728.34</b>	<b>2.48</b>
	<b><u>Switzerland</u></b>		
128.00	Givaudan	423,952.68	2.10
19,107.00	SIG Combibloc Group	527,516.10	2.61
		<b>951,468.78</b>	<b>4.71</b>
	<b><u>United Kingdom</u></b>		
3,763.00	Ferguson	595,043.19	2.94
		<b>595,043.19</b>	<b>2.94</b>
	<b><u>United States</u></b>		
7,817.00	Cognex	438,924.55	2.17
2,188.00	Cooper	838,222.80	4.14
26,780.00	Dropbox	717,168.40	3.55
7,189.00	Edwards Lifesciences	673,537.41	3.33
4,542.00	Electronic Arts	594,411.54	2.94
9,344.00	Exact Sciences Corporation	882,073.60	4.36
4,283.00	Global Payments	425,387.56	2.10
1,079.00	MSCI	502,824.79	2.48
5,170.00	PTC	736,518.20	3.64
3,079.00	Resmed	675,655.76	3.34
16,066.00	Service Corporation Intl	1,042,522.74	5.15
12,194.00	Smith (A.O.)	887,479.32	4.39
3,077.00	Synopsys	1,338,094.99	6.61
7,888.00	TransUnion	617,709.28	3.05
925.00	Tyler Technologies	383,209.00	1.89
3,040.00	Verisk Analytics	689,350.40	3.41
2,970.00	Waters Corp	786,248.10	3.89
		<b>12,229,338.44</b>	<b>60.44</b>
<b>Total shares</b>		<b>20,105,577.35</b>	<b>99.38</b>
<b>Total transferable securities and money market instruments admitted to an official stock exchange listing/dealt in on another regulated market</b>		<b>20,105,577.35</b>	<b>99.38</b>
<b>TOTAL SECURITIES PORTFOLIO</b>		<b>20,105,577.35</b>	<b>99.38</b>

The accompanying notes form an integral part of the financial statements

# C WORLDWIDE

---

## C WORLDWIDE CENTURIA GLOBAL EQUITIES

### INDUSTRY SECTOR ANALYSIS AS AT 30 JUNE 2023

<b>SECTOR DESCRIPTION AND ALLOCATION</b>	<b>% OF NET ASSETS</b>
Software	15.69
Health Care Equipment & Supplies	14.96
Building Products	11.17
Banks	7.49
Professional Services	6.46
Chemicals	5.34
Diversified Consumer Services	5.15
Biotechnology	4.36
Life Sciences Tools & Services	3.89
Electronic Equipment, Instruments & Components	3.34
Food Products	3.01
Internet & Direct Marketing Retail	2.97
Trading Companies & Distributors	2.94
Entertainment	2.94
Containers & Packaging	2.61
Capital Markets	2.48
Information Technology	2.48
IT Services	2.10
<b>Total</b>	<b>99.38</b>



# C WORLDWIDE

## NOTES TO THE FINANCIAL STATEMENTS

### 1 GENERAL

C WORLDWIDE (hereafter the "Fund") is an unincorporated collective investment fund ("fonds commun de placement") constituted in Luxembourg on 6 December 1995 governed by Luxembourg law and investing in transferable securities and other permitted assets. The Fund is an Undertaking for Collective Investment in Transferable Securities (a "UCITS") registered under Part I of the 17th December 2010 law, as amended on collective investment undertakings.

The Fund is an unincorporated co-proprietorship of its securities and other assets, managed by C WorldWide Fund Management S.A. ("the Management Company"). The Management Company was incorporated on 5 December 1995 in Luxembourg as a "société anonyme". The assets of the Fund are segregated from those of the Management Company.

The Fund has currently the following active Sub-Funds and Unit Classes:

C WorldWide Emerging Markets - Class 1A  
C WorldWide Emerging Markets - Class 2A  
C WorldWide Emerging Markets - Class 7A  
C WorldWide Stable Equities - Class 1A  
C WorldWide Stable Equities - Class 2A  
C WorldWide Stable Equities - Class 7A  
C WorldWide Healthcare Select - Class 1A  
C WorldWide Healthcare Select - Class 2A  
C WorldWide Healthcare Select - Class 7A  
C WorldWide Nordic - Class 1A  
C WorldWide Nordic - Class 2A  
C WorldWide Nordic - Class 5B  
C WorldWide Nordic - Class 8A  
C WorldWide Sweden - Class 1A  
C WorldWide Sweden - Class 5B  
C WorldWide Sweden - Class 7A  
C WorldWide Sweden Small Cap - Class 1A  
C WorldWide Sweden Small Cap - Class 5B  
C WorldWide Sweden Small Cap - Class 6A  
C WorldWide Sweden Small Cap - Class 7A  
C WorldWide Global Equities - Class 1A  
C WorldWide Global Equities - Class 2A  
C WorldWide Global Equities - Class 3A  
C WorldWide Global Equities - Class 5A  
C WorldWide Global Equities - Class 5B  
C WorldWide Global Equities - Class 7A  
C WorldWide Global Equities - Class 8A  
C WorldWide Global Equities - Class 9A  
C WorldWide Global Equities - Class 10A  
C WorldWide Asia - Class 1A  
C WorldWide Asia - Class 2A  
C WorldWide Asia - Class 4A  
C WorldWide Asia - Class 5A  
C WorldWide Asia - Class 7A  
C WorldWide Asia - Class 9A  
C WorldWide Global Equities Ethical - Class 1A  
C WorldWide Global Equities Ethical - Class 2A  
C WorldWide Global Equities Ethical - Class 3A  
C WorldWide Global Equities Ethical - Class 5A  
C WorldWide Global Equities Ethical - Class 5B  
C WorldWide Global Equities Ethical - Class 6A  
C WorldWide Global Equities Ethical - Class 7A  
C WorldWide Global Equities Ethical - Class 12A  
C WorldWide India - Class 1A  
C WorldWide India - Class 5A  
C WorldWide India - Class 8A  
C WorldWide Centuria Global Equities - Class 1A  
C WorldWide Centuria Global Equities - Class 3A  
C WorldWide Centuria Global Equities - Class 4A  
C WorldWide Centuria Global Equities - Class 5B  
C WorldWide Centuria Global Equities - Class 8A

# C WORLDWIDE

## NOTES TO THE FINANCIAL STATEMENTS (CONTINUED)

### 1 GENERAL (CONTINUED)

Classes 2, 3, 4 are only available to institutional investors, namely Norwegian undertakings for collective investment managed by C WorldWide Asset Management AS.

Classes 5 are only available to institutional investors approved by C WorldWide Asset Management Fondsmæglerselskab A/S, with the exception of the class 5 of C WorldWide Asia which is available to all types of investors approved by C WorldWide Asset Management Fondsmæglerselskab A/S.

Class 6 is available to all types of investors approved by C WorldWide Asset Management Fondsmæglerselskab A/S, with the exception of the classes 6 of C WorldWide Global Equities and of C WorldWide Global Equities Ethical which are only available to institutional investors approved by C WorldWide Asset Management Fondsmæglerselskab A/S.

Classes 7 are only available to institutional investors approved by C WorldWide Asset Management Fondsmæglerselskab A/S, with the exception of the class 7 of C WorldWide Global Equities which is available to all types of investors approved by C WorldWide Asset Management Fondsmæglerselskab A/S.

Classes 8 are only available to employees of the C WorldWide Group.

Classes 9 are available to all types investors approved by C WorldWide Asset Management Fondsmæglerselskab A/S, with the exception of the class 9 of C WorldWide Global Equities which is only available to institutional investors approved by C WorldWide Asset Management Fondsmæglerselskab A/S.

Classes 10 and 12 are only available to investors approved by C WorldWide Asset Management Fondsmæglerselskab A/S.

#### Change in the investment policy

As part of adjustments related to the Taxonomy Regulation, the investment policy of each sub-fund included in chapter 6 of the Prospectus has been amended to integrate the following paragraph:

“The EU Taxonomy sets out a “do no significant harm” principle by which Taxonomy-aligned investments should not significantly harm EU Taxonomy objectives and is accompanied by specific EU criteria.

The “do no significant harm” principle applies only to those investments underlying each Sub-Fund that take into account the EU criteria for environmentally sustainable economic activities. The investments underlying the remaining portion of each Sub-Fund do not take into account the EU criteria for environmentally sustainable economic activities.

Any other sustainable investments must also not significantly harm any environmental or social objectives.

Each Sub-Fund promotes environmental or social characteristics, but it does not have a minimum proportion of Taxonomy-aligned and/or sustainable investments.”

### 2 SUMMARY OF SIGNIFICANT ACCOUNTING POLICIES

The financial statements are established in accordance with the Luxembourg legal and regulatory requirements concerning undertakings for collective investment in transferable securities.

#### 2.1 Valuation of investments

- (a) The value of any cash at hand or on deposit, bills and demand notes and accounts receivable, prepaid expenses, dividends and interests declared or due but not yet collected will be deemed to be the full value thereof, unless it is unlikely that such values are received in full, in which case the value thereof will be determined by deducting such amount the Directors of the Management Company consider appropriate to reflect the true value thereof.
- (b) Securities listed on a stock exchange or traded on any other regulated market will be valued at the last available price on such stock exchange or market. If a security is listed on several stock exchanges or markets, the last available price on the stock exchange or market, which constitutes the main market for such securities, will be determining.
- (c) Securities for which no price quotation is available or for which the price referred to in (b) is not representative of the fair market value, will be valued prudently, and in good faith on the basis of their reasonable foreseeable sales prices.
- (d) Investments in investment funds of an open ended type are taken at their latest net asset values reported by the administrator of the relevant investment fund.

A statement of changes in the composition of the portfolio is available to Unitholders free of charge on request from the Management Company's registered office.

# C WORLDWIDE

## NOTES TO THE FINANCIAL STATEMENTS (CONTINUED)

### 2 SUMMARY OF SIGNIFICANT ACCOUNTING POLICIES (CONTINUED)

#### 2.2 Realised gains and losses on investments

Realised gains and losses on sales of investments have been determined on the average cost basis and include transaction costs.

#### 2.3 Foreign currency translation

The combined financial statements of the Fund are maintained in USD. The combined financial statements are the sum of the Sub-Funds' financial statements equivalent in USD translated, where applicable, at the rate of exchange ruling at 30 June 2023.

The market value of the investments and other assets and liabilities expressed in currencies other than the base currency of each Sub-Fund have been converted at the rates of exchange ruling at 30 June 2023. The cost of investments in currencies other than the base currency of each Sub-Fund is converted at the rates of exchange prevailing at each Net Asset Value calculation date. The realised and unrealised gains and losses on foreign exchange operations are recognized in the Statement of Operations and Changes in Net Assets.

Income and expenses expressed in currencies other than the reference currency are converted at exchange rates ruling at the transaction date.

#### 2.4 Dividend and interest income

Dividends are shown net of withholding tax deducted at source and are recorded as income on the ex-dividend date.

#### 2.5 Dilution

To protect existing unit holders from the dilution of value caused by large transactions in and out of a Sub-Fund, as the case may be, the Management Company may determine to apply "Swing Pricing", i.e. adjust the Net Asset Value (to include such reasonable factors as they see fit). As a matter of fact, transactions in and out of a sub-fund may result in dilution of value caused by the cost associated with the dealing such as brokerage fees, transaction charges, taxes, spread effects and market impact.

If on any Valuation Day the net capital inflows or outflows exceed a certain threshold, set by the Board from time to time, for each Sub-Fund the Net Asset Value will be adjusted upwards or downwards to reflect the cost that may be incurred by buying or selling investments to satisfy the daily transactions at Sub-Fund level. This method is known as the "Partial Swing Method". The threshold takes into account such factors as the estimated dilution costs, the size of the sub-fund and the prevailing market conditions. The application of Swing Pricing will be triggered mechanically and on a consistent basis.

The adjustment will be upwards when the net aggregated transactions result in an increase in the number of units and downwards when the net aggregated transactions result in a decrease in the number of units in a given sub-fund. The adjusted Net Asset Value (the "Swung NAV") will be applicable to all transactions for the specific sub-fund on that specific Valuation Day.

The Swing Factor is at maximum 3% of the net subscription position or the net redemption position, as the case may be.

Following sub-funds applied Swing factor during the period ended 30 June 2023:

C WorldWide Sweden	24 January 2023
C WorldWide Sweden	31 January 2023
C WorldWide Stable Equities	16 February 2023
C WorldWide India	21 March 2023
C WorldWide Centuria Global Equities	12 April 2023
C WorldWide Sweden	20 April 2023
C WorldWide Stable Equities	28 April 2023
C WorldWide Stable Equities	09 June 2023
C WorldWide Stable Equities	14 June 2023
C WorldWide Stable Equities	16 June 2023

## C WORLDWIDE

### NOTES TO THE FINANCIAL STATEMENTS (CONTINUED)

#### 3 EXCHANGE RATES AT 30 JUNE 2023

1 AUD	=	0.66510000 USD	1 KRW	=	0.00075901 USD
1 BRL	=	0.20750332 USD	1 MXN	=	0.05858162 USD
1 CAD	=	0.75574365 USD	1 MYR	=	0.21436227 USD
1 CHF	=	0.89610000 USD	1 NOK	=	0.09340033 USD
1 CNY	=	0.13778849 USD	1 PHP	=	0.01809660 USD
1 DKK	=	0.14658673 USD	1 PLN	=	0.24554339 USD
1 EUR	=	1.09130000 USD	1 SEK	=	0.09270590 USD
1 GBP	=	1.26970000 USD	1 SGD	=	0.73909830 USD
1 HKD	=	0.12761287 USD	1 THB	=	0.02832059 USD
1 IDR	=	0.00006671 USD	1 TRY	=	0.03836989 USD
1 INR	=	0.01219014 USD	1 TWD	=	0.03211201 USD
1 JPY	=	0.00692185 USD	1 ZAR	=	0.05310308 USD

#### 4 TAXATION

The Fund is registered under the Luxembourg law as a mutual investment fund (“Fonds Commun de Placement”). Accordingly, no Luxembourg income or capital gains tax is, at present, payable. It is subject, however, to an annual subscription tax (“taxe d’abonnement”) calculated as a percentage of the net asset value of the Fund at the end of each quarter, excluding investments in other Luxembourg funds already subject to that tax. This tax is payable quarterly. Presently, the annual rate payable is 0.05% p.a. of the net asset value of the classes, except for the classes only available to institutional investors which have a reduced rate to 0.01% p.a. of the net assets attributable to such classes.

#### 5 MANAGEMENT FEES

The Management Company is entitled to be paid a fee based on the net assets of each active Sub-Fund as determined on each valuation date. The fee is accrued daily and payable monthly. The management fee rate applicable to each active Sub-Fund, in % of the total net assets per year, is as follows:

Sub-Fund	Unit Class	Management Fee for the period 1 January 2023 to 30 June 2023
C WorldWide Emerging Markets	1A	1.80%
C WorldWide Emerging Markets	2A	0.60%
C WorldWide Emerging Markets	7A	0.85%
C WorldWide Stable Equities	1A	1.60%
C WorldWide Stable Equities	2A	0.50%
C WorldWide Stable Equities	7A	0.80%
C WorldWide Healthcare Select	1A	1.60%
C WorldWide Healthcare Select	2A	0.70%
C WorldWide Healthcare Select	7A	0.80%
C WorldWide Nordic	1A	1.60%
C WorldWide Nordic	2A	0.40%
C WorldWide Nordic	5B	1.60%
C WorldWide Nordic	8A	0.40%
C WorldWide Sweden	1A	1.20%
C WorldWide Sweden	5B	1.20%
C WorldWide Sweden	7A	0.60%
C WorldWide Sweden Small Cap	1A	1.60%
C WorldWide Sweden Small Cap	5B	1.60%
C WorldWide Sweden Small Cap	6A	0.80%
C WorldWide Sweden Small Cap	7A	0.80%
C WorldWide Global Equities	1A	1.60%
C WorldWide Global Equities	2A	0.50%
C WorldWide Global Equities	3A	0.20%
C WorldWide Global Equities	5A	1.60%
C WorldWide Global Equities	5B	1.60%
C WorldWide Global Equities	7A	0.60%
C WorldWide Global Equities	8A	0.40%
C WorldWide Global Equities	9A	0.80%
C WorldWide Global Equities	10A	0.80%
C WorldWide Asia	1A	1.80%
C WorldWide Asia	2A	0.50%
C WorldWide Asia	4A	0.30%
C WorldWide Asia	5A	0.80%
C WorldWide Asia	7A	0.85%
C WorldWide Asia	9A	1.00%

## C WORLDWIDE

### NOTES TO THE FINANCIAL STATEMENTS (CONTINUED)

#### 5 MANAGEMENT FEES (CONTINUED)

Sub-Fund	Unit Class	Management Fee for the period 1 January 2023 to 30 June 2023
C WorldWide Global Equities Ethical	1A	1.60%
C WorldWide Global Equities Ethical	2A	0.30%
C WorldWide Global Equities Ethical	3A	0.20%
C WorldWide Global Equities Ethical	5A	0.60%
C WorldWide Global Equities Ethical	5B	1.60%
C WorldWide Global Equities Ethical	6A	1.60%
C WorldWide Global Equities Ethical	7A	0.80%
C WorldWide Global Equities Ethical	12A	1.20%
C WorldWide India	1A	1.80%
C WorldWide India	5A	0.85%
C WorldWide India	8A	0.48%
C WorldWide Centuria Global Equities	1A	1.60%
C WorldWide Centuria Global Equities	3A	0.80%
C WorldWide Centuria Global Equities	4A	0.80%
C WorldWide Centuria Global Equities	5B	1.60%
C WorldWide Centuria Global Equities	8A	0.40%

A portion of the Management Fees is used to remunerate the Investment Manager, the distributor and the transfer agent.

Due to their size, a portion of the audit, legal and other expenses for the following Sub-Funds: C WorldWide Emerging Markets, C WorldWide Stable Equities, C WorldWide India, C WorldWide Centuria Global Equities and C WorldWide Nordic are partially borne by the Management Company.

#### 6 DEPOSITARY FEES

The depositary will receive a depositary fee accrued daily, on the net assets of the Sub-Fund and payable monthly in arrears, not exceeding 0.05% of the net assets of the Sub-Fund.

In addition, the Depositary is entitled to be reimbursed out of the net assets of the Sub-Fund for any fees charged to it in relation to sub-custodian services regarding the Sub-Fund and for its reasonable out-of-pocket expenses.

Depositary fees are borne by each sub-fund instead of the Management Company.

#### 7 TRANSACTION COSTS

For the period ended 30 June 2023, the Fund incurred transaction costs which have been defined as the commission paid by the Fund to the intermediary relating to purchases or sales of transferable securities, money market instruments, derivatives or other eligible assets as follows:

Sub-Fund	Currency	Transaction costs in Sub-Fund currency
C WorldWide Emerging Markets	USD	61,132.11
C WorldWide Stable Equities	USD	47,516.61
C WorldWide Healthcare Select	EUR	136,724.38
C WorldWide Nordic	USD	30,764.02
C WorldWide Sweden	SEK	290,095.05
C WorldWide Sweden Small Cap	SEK	1,206,094.31
C WorldWide Global Equities	USD	814,058.18
C WorldWide Asia	USD	410,313.96
C WorldWide Global Equities Ethical	EUR	340,119.11
C WorldWide India	USD	41,379.74
C WorldWide Centuria Global Equities	USD	87,716.30

#### 8 PLEDGES

The assets of the Fund are pledged in favour of the Depositary to guarantee the liabilities of the Fund.

# C WORLDWIDE

## NOTES TO THE FINANCIAL STATEMENTS (CONTINUED)

### 9 DIVIDEND PAID

During the financial period ending 30 June 2023, the Board of Directors decided to pay dividends as follows:

<b>Sub-Fund</b>	<b>Sub-Fund currency</b>	<b>Unit Class</b>	<b>Dividend per Unit</b>	<b>Ex date</b>	<b>Pay date</b>
C WorldWide Nordic	USD	5B	4.40	10-May-2023	12-May-2023
C WorldWide Sweden	SEK	5B	4.26	10-May-2023	12-May-2023
C WorldWide Sweden Small Cap	SEK	5B	16.47	10-May-2023	12-May-2023
C WorldWide Global Equities	USD	5B	2.55	10-May-2023	12-May-2023
C WorldWide Global Equities Ethical	EUR	5B	0.67	10-May-2023	12-May-2023
C WorldWide Centuria Global Equities	USD	5B	3.19	10-May-2023	12-May-2023

## OTHER INFORMATION TO UNITHOLDERS (UNAUDITED)

### 1 REMUNERATION POLICY OF THE MANAGEMENT COMPANY

The Board of Directors of the Management Company is responsible for the design and implementation of the Remuneration Policy and reviewed it on a regular basis as part of its supervisory function. In reviewing the Remuneration Policy, the Board of Directors of the Management Company considered whether the remuneration framework operated as intended and that the risk profile, long-term objectives and goals of the Fund were adequately reflected.

A copy of the Remuneration Policy is available, free of charge, at the registered office of the Management Company.

The total amount of remuneration for the financial period split into fixed and variable remuneration, paid by the Management Company to its staff and in relation to the activity of the Fund is as follows:

Gross fixed remuneration: EUR 639,932.07

Gross variable remuneration: EUR 0.00

Number of beneficiaries: 7.5

The aggregate amount of remuneration broken down by senior management and members of staff of the Management Company whose actions have a material impact on the risk profile of the Fund and in relation to the activity of the Fund is as follows:

Gross senior management remuneration: EUR 275,171.86

Number of beneficiaries: 3.5

Gross staff remuneration: EUR 364,760.21

Number of beneficiaries: 4.0

During the period ended, no carried interest has been paid by the Fund and there were no material changes to the adopted remuneration policy.

### 2 GLOBAL RISK EXPOSURE CALCULATION METHOD

All the Sub-Funds use the commitment approach to monitor and measure the global risk exposure.

### 3 ADDITIONAL INFORMATION REGARDING THE TRANSPARENCY OF SECURITIES FINANCING TRANSACTIONS AND OF REUSE

The Fund is subject to the Regulation (EU) 2015/2365 on Transparency of Securities Financing Transactions and of Reuse and Amending Regulation (EU) No 648/2012 of the European Parliament ("SFTR").

A Securities Financing Transaction ("SFT") is defined per Article 3(11) of the SFTR as:

- a repurchase transaction or a reverse repurchase transaction;
- a securities or commodities lending and securities or commodities borrowing;
- a buy-sell back transaction or sell-buy back transaction;
- a margin lending transaction.

As at 30 June 2023, the Fund does not hold any of the above SFTs. Furthermore, no corresponding transactions were carried out during the period referring to the financial statements. Consequently, there's no information to disclose on Transparency of Securities Financing Transactions and of Reuse.

OTHER INFORMATION TO UNITHOLDERS (UNAUDITED) (CONTINUED)

4 STATEMENT REGARDING SOCIAL RESPONSIBILITY (UNAUDITED)

Periodic disclosure for the financial products referred to in Article 8, paragraphs 1, 2 and 2a, of Regulation (EU) 2019/2088 and Article 6, first paragraph, of Regulation (EU) 2020/852

Product name: C WORLDWIDE EMERGING MARKETS

Legal entity identifier: 549300YM4QHB6UUOM871

## Environmental and/or social characteristics

**Did this financial product have a sustainable investment objective?**

Yes

No

It made **sustainable investments with an environmental objective**: \_\_\_\_%

It promoted **Environmental/Social (E/S) characteristics** and while it did not have as its objective a sustainable investment, it had a proportion of \_% of sustainable investments

in economic activities that qualify as environmentally sustainable under the EU Taxonomy

with an environmental objective in economic activities that qualify as environmentally sustainable under the EU Taxonomy

in economic activities that do not qualify as environmentally sustainable under the EU Taxonomy

with an environmental objective in economic activities that do not qualify as environmentally sustainable under the EU Taxonomy

with a social objective

It made **sustainable investments with a social objective**: \_\_\_\_%

It promoted E/S characteristics, but **did not make any sustainable investments**

**Sustainable investment** means an investment in an economic activity that contributes to an environmental or social objective, provided that the investment does not significantly harm any environmental or social objective and that the investee companies follow good governance practices.

The **EU Taxonomy** is a classification system laid down in Regulation (EU) 2020/852 establishing a list of **environmentally sustainable economic activities**. That Regulation does not lay down a list of socially sustainable economic activities. Sustainable investments with an environmental objective might be aligned with the Taxonomy or not.



**To what extent were the environmental and/or social characteristics by this financial product met?**

**UN Global Compact:** The Sub-Fund promotes environmental and social characteristics by avoiding investments in companies which at the time of the initial investment in the opinion of the Investment Manager of the Sub-Fund are non-compliant with the 10 principles of the UN Global Compact.

**Sector exclusions:** The Sub-Fund promotes social characteristics by avoiding investments in companies exceeding a certain level of involvement in controversial weapons, military contracting, and small arms.



OTHER INFORMATION TO UNITHOLDERS (UNAUDITED) (CONTINUED)

4 STATEMENT REGARDING SOCIAL RESPONSIBILITY (UNAUDITED) (CONTINUED)

**Sustainability indicators** measure how the environmental or social characteristics promoted by the financial product are attained.

● **How did the sustainability indicators perform?**

**UN Global Compact:** All investee companies were screened at the time of the initial investment via a third-party data provider, Sustainalytics. In the opinion of the Investment Manager of the Sub-Fund no companies were non-compliant with the 10 principles of the UN Global Compact at the time of investment.

**Sector exclusions:**

Activities	Description of Activities	Level of involvement	Companies exceeding level of involvement
<b>Controversial weapons</b>	Companies involved in the core weapon system of controversial weapons, or components or services of the core weapon system that are considered tailor-made and essential for the lethal use of the weapon.	0%	0
	Companies providing components or services for the core weapon system of controversial weapons, which are either not considered tailor-made or not essential to the lethal use of the weapon.	0%	0
<b>Military contracting</b>	Companies manufacturing military weapon systems or integral, tailor-made components of these weapons.	5%	0
	Company providing tailor-made products or services that support military weapons.	5%	0
<b>Small Arms</b>	Companies involved in the manufacturing, distribution, sale or retail sale of assault weapons.	5%	0
	Companies involved in the manufacturing, distribution, sale or retail sale of small arms or key components to small arms.	5%	0

**Principal adverse impacts** are the most significant negative impacts of investment decisions on sustainability factors relating to environmental, social and employee matters, respect for human rights, anti-corruption and anti-bribery matters.

The EU Taxonomy sets out a “do not significant harm” principle by which Taxonomy-aligned investments should not significantly harm EU Taxonomy objectives and is accompanied by specific Union criteria.

The “do no significant harm” principle applies only to those investments underlying the financial product that take into account the EU criteria for environmentally sustainable economic activities. The investments underlying the remaining portion of this financial product do not take into account the EU criteria for environmentally sustainable economic activities.

Any other sustainable investments must also not significantly harm any environmental or social objectives.

OTHER INFORMATION TO UNITHOLDERS (UNAUDITED) (CONTINUED)

4 STATEMENT REGARDING SOCIAL RESPONSIBILITY (UNAUDITED) (CONTINUED)



**What were the top investments of this financial product?**

Largest investments	Sector	% Assets	Country
TSMC	Semiconductors & Semiconductor Equipment	9.1	Taiwan
Samsung Electronics Pref.	Technology Hardware & Equipment	7.3	Korea, Republic of
Tencent Holdings	Media & Entertainment	6.0	China
Alibaba Group Holding	Retailing	3.6	China
Bank Rakyat Indonesia	Banks	3.1	Indonesia
ICICI Bank - ADR	Banks	3.0	India
China Merchants Bank	Banks	2.8	China
Chailease	Diversified Financials	2.5	Taiwan
HDFC Bank - ADR	Banks	2.4	India
JD.com	Retailing	2.2	China
Samsung SDI	Technology Hardware & Equipment	2.1	Korea, Republic of
WEG	Capital Goods	2.1	Brazil
Ivanhoe Mines	Materials	2.0	Canada
Jiangsu Hengli Hydraulic	Capital Goods	2.0	China
Techtronic Industries	Capital Goods	1.9	Hong Kong

The list includes the investments constituting the **greatest proportion of investments** of the financial product during the reference period which is:

01/01/2022 - 31/12-2022

OTHER INFORMATION TO UNITHOLDERS (UNAUDITED) (CONTINUED)

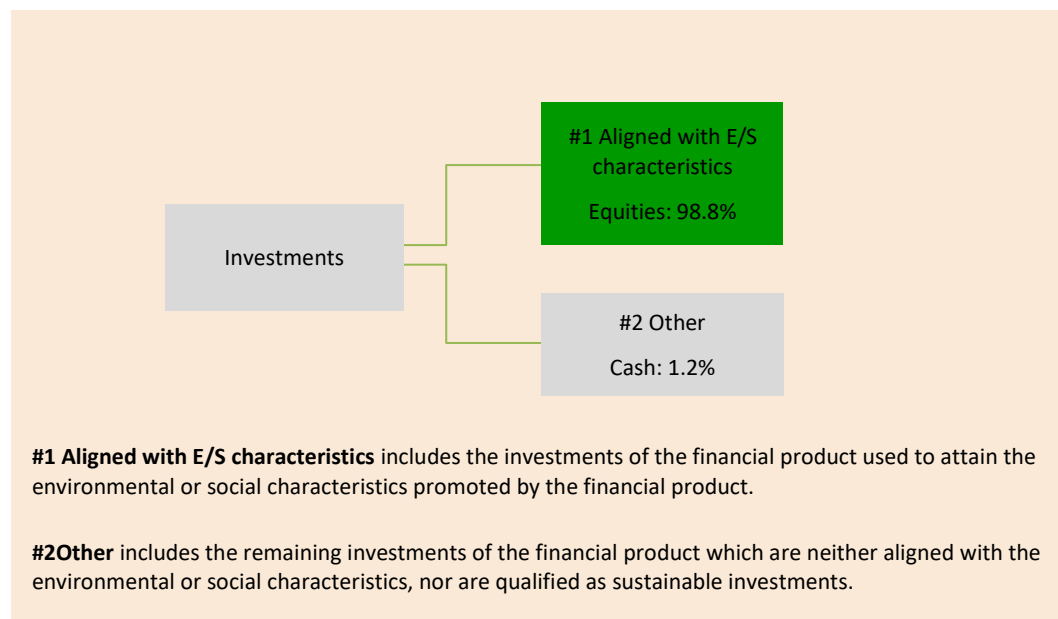
4 STATEMENT REGARDING SOCIAL RESPONSIBILITY (UNAUDITED) (CONTINUED)



**What was the proportion of sustainability-related investments?**

● **What was the asset allocation?**

**Asset allocation** describes the share of investments in specific assets.



The investments of the Sub-Fund mainly consist of equities. All equities are used to meet the environmental or social characteristics promoted by the Sub-Fund, in accordance with the binding elements of the investment Sub-Fund (#1).

The remaining investments of the Sub-Fund consist of cash held as ancillary liquidity (#2).

● **In which economic sectors were the investments made?**

Sector	weight
Information Technology	28.7
Financials	24.2
Industrials	14.2
Consumer Discretionary	12.5
Communication Services	6.3
Materials	5.3
Consumer Staples	2.7
Health Care	1.7
Real Estate	0.8
Energy	0
Utilities	0

OTHER INFORMATION TO UNITHOLDERS (UNAUDITED) (CONTINUED)

4 STATEMENT REGARDING SOCIAL RESPONSIBILITY (UNAUDITED) (CONTINUED)

The sectors above, include sectors and sub-sectors of the economy that derive revenues from exploration, mining, extraction, production, processing, storage, refining or distribution, including transportation, storage and trade of fossil fuels as defined in Article 2, point (62), of Regulation (EU) 2018/1999 of the European Parliament and of the Council. The table below shows the companies which derive revenue from the explanation above:

Company	% revenue in the above involvement	Total portfolio weight
WEG S.A.	0 - 5%	2%



**To what extent were sustainable investments with an environmental objective aligned with the EU Taxonomy?**

- *Did the financial product invest in fossil gas and/or nuclear energy related activities complying with the EU Taxonomy<sup>1</sup>?*

Yes:

In fossil gas  In nuclear energy

No

To comply with the EU Taxonomy, the criteria for **fossil gas** include limitations on emissions and switching to fully renewable power or low-carbon fuels by the end of 2035. For **nuclear energy**, the criteria include comprehensive safety and waste management rules.

**Enabling activities** directly enable other activities to make a substantial contribution to an environmental objective.

**Transitional activities** are activities for which low-carbon alternatives are not yet available and among others have greenhouse gas emission levels corresponding to the best performance.

<sup>1</sup> Fossil gas and/or nuclear related activities will only comply with the EU Taxonomy where they contribute to limiting climate change (“climate change mitigation”) and do not significantly harm any EU Taxonomy objective -see explanatory note in the left hand margin. The full criteria for fossil gas and nuclear energy economic activities that comply with the EU Taxonomy are laid down in Commission Delegated Regulation (EU) 2022/1214.

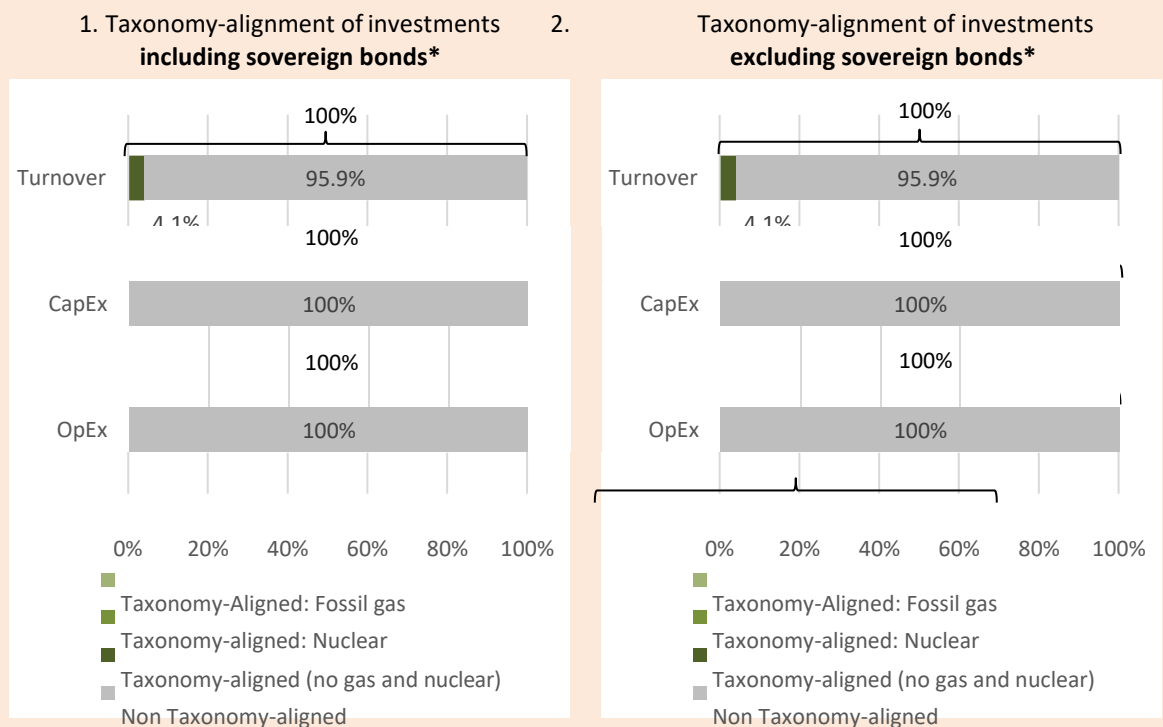
OTHER INFORMATION TO UNITHOLDERS (UNAUDITED) (CONTINUED)

4 STATEMENT REGARDING SOCIAL RESPONSIBILITY (UNAUDITED) (CONTINUED)

**The graphs below show in green the percentage of investments that were aligned with the EU Taxonomy. As there is no appropriate methodology to determine the taxonomy-alignment of sovereign bonds\*, the first graph shows the Taxonomy alignment in relation to all the investments of the financial product including sovereign bonds, while the second graph shows the Taxonomy alignment only in relation to the investments of the financial product other than sovereign bonds.**

Taxonomy-aligned activities are expressed as a share of:

- **turnover** reflecting the share of revenue from green activities of investee companies
- **capital expenditure (CapEx)** showing the green investments made by investee companies, e.g. for a transition to a green economy.
- **operational expenditure (OpEx)** reflecting green operational activities of investee companies.



\*For the purpose of these graphs, 'sovereign bonds' consist of all sovereign exposures

Where information about the degree to which the investments are in environmentally sustainable economic activities is not readily available from public disclosures by investee companies, details of whether the financial market participant obtained equivalent information directly from investee companies.

Compliance of the investments in environmentally sustainable economic activities with the requirements laid down in Article 3 of Regulation (EU) 2020/852 is not subject to an assurance provided by one or more auditors or a review by a third party. Due to lack of data, it is not possible to provide a breakdown of the proportion of the investments per each of the environmental objectives set out in Article 9 of Regulation (EU) 2020/852 to which those investments contributed.

**What was the share of investments made in transitional and enabling activities?**

The Sub-Fund is 4.09% aligned with the EU Taxonomy through enabling activities only.

All data is based on an average throughout the year

OTHER INFORMATION TO UNITHOLDERS (UNAUDITED) (CONTINUED)

4 STATEMENT REGARDING SOCIAL RESPONSIBILITY (UNAUDITED) (CONTINUED)



**What investments were included under “other”, what was their purpose and were there any minimum environmental or social safeguards?**

Cash is held as ancillary liquidity. There are no minimum environmental or social safeguards. Investments under “other” are not used for hedging.



**What actions have been taken to meet the environmental and/or social characteristics during the reference period?**

**Sector exclusions**

During the reference period screenings were conducted at the time of a new investment and on a regular basis during the holding period to ensure that no investee companies exceed the level of involvement in the sectors mentioned above. Sustainalytics are utilised to conduct these monthly screenings. No investee companies were sold due to the sector exclusions.

**UN Global Compact**

Before the initial investment in an investee company is made, the Investment Manager of the Sub-Fund evaluated whether the investee company were non-compliant with the 10 principles of the UN Global Compact.

**Active ownership**

Engagement is an integral part of the investment process. It is anchored directly with the portfolio management team responsible for the Sub-Fund.

<b>Total number of engagements for the period: 18</b>	
<b>Top 3 Topics within Environment</b>	Climate Change
	Water Management
	Waste Management
<b>Top 3 Topics within Social</b>	Labor Practices
	Product Quality & Safety
	Employee Engagement, Diversity & Inclusion
<b>Top 3 Topics within Governance</b>	Strategy
	Competitive Behavior
	Risk Management

All general meetings of investee companies are monitored and voting rights are exercised.

<b>Proxy Voting – Overview Statistics</b>		
<b>Meetings voted</b>	100%	75
<b>Proposals voted</b>	100%	648
<b>Meetings with at least one vote against management</b>	47%	
<b>Proposal Categories (Top 3)</b>	19%	Routine Business
	18%	Director Election
	7%	Article Amendments

OTHER INFORMATION TO UNITHOLDERS (UNAUDITED) (CONTINUED)

4 STATEMENT REGARDING SOCIAL RESPONSIBILITY (UNAUDITED) (CONTINUED)

Periodic disclosure for the financial products referred to in Article 8, paragraphs 1, 2 and 2a, of Regulation (EU) 2019/2088 and Article 6, first paragraph, of Regulation (EU) 2020/852

Product name: C WORLDWIDE STABLE EQUITIES

Legal entity identifier: 549300D7S2TIBOEWTS41

## Environmental and/or social characteristics

**Sustainable investment** means an investment in an economic activity that contributes to an environmental or social objective, provided that the investment does not significantly harm any environmental or social objective and that the investee companies follow good governance practices.

The **EU Taxonomy** is a classification system laid down in Regulation (EU) 2020/852 establishing a list of **environmentally sustainable economic activities**. That Regulation does not lay down a list of socially sustainable economic activities. Sustainable investments with an environmental objective might be aligned with the Taxonomy or not.

### Did this financial product have a sustainable investment objective?

Yes

No

It made **sustainable investments with an environmental objective**: \_\_\_\_%

It **promoted Environmental/Social (E/S) characteristics** and while it did not have as its objective a sustainable investment, it had a proportion of \_% of sustainable investments

in economic activities that qualify as environmentally sustainable under the EU Taxonomy

with an environmental objective in economic activities that qualify as environmentally sustainable under the EU Taxonomy

in economic activities that do not qualify as environmentally sustainable under the EU Taxonomy

with an environmental objective in economic activities that do not qualify as environmentally sustainable under the EU Taxonomy

with a social objective

It made **sustainable investments with a social objective**: \_\_\_\_%

It promoted E/S characteristics, but **did not make any sustainable investments**



### To what extent were the environmental and/or social characteristics by this financial product met?

**UN Global Compact:** The Sub-Fund promotes environmental and social characteristics by avoiding investments in companies which at the time of the initial investment in the opinion of the Investment Manager of the Sub-Fund are non-compliant with the 10 principles of the UN Global Compact.

**Sector exclusions:** The Sub-Fund promotes social characteristics by avoiding investments in companies exceeding a certain level of involvement in controversial weapons, military contracting, and small arms.

OTHER INFORMATION TO UNITHOLDERS (UNAUDITED) (CONTINUED)

4 STATEMENT REGARDING SOCIAL RESPONSIBILITY (UNAUDITED) (CONTINUED)

● **How did the sustainability indicators perform?**

**UN Global Compact:** All investee companies were screened at the time of the initial investment via a third-party data provider, Sustainalytics. In the opinion of the Investment Manager of the Sub-Fund no companies were non-compliant with the 10 principles of the UN Global Compact at the time of investment.

**Sector exclusions:**

**Sustainability indicators** measure how the environmental or social characteristics promoted by the financial product are attained.

Activities	Description of Activities	Level of involvement	Companies exceeding level of involvement
<b>Controversial weapons</b>	Companies involved in the core weapon system of controversial weapons, or components or services of the core weapon system that are considered tailor-made and essential for the lethal use of the weapon.	0%	0
	Companies providing components or services for the core weapon system of controversial weapons, which are either not considered tailor-made or not essential to the lethal use of the weapon.	0%	0
<b>Military contracting</b>	Companies manufacturing military weapon systems or integral, tailor-made components of these weapons.	5%	0
	Company providing tailor-made products or services that support military weapons.	5%	0
<b>Small Arms</b>	Companies involved in the manufacturing, distribution, sale or retail sale of assault weapons.	5%	0
	Companies involved in the manufacturing, distribution, sale or retail sale of small arms or key components to small arms.	5%	0

**Principal adverse impacts** are the most significant negative impacts of investment decisions on sustainability factors relating to environmental, social and employee matters, respect for human rights, anti-corruption and anti-bribery matters.

The EU Taxonomy sets out a “do not significant harm” principle by which Taxonomy-aligned investments should not significantly harm EU Taxonomy objectives and is accompanied by specific Union criteria.

The “do no significant harm” principle applies only to those investments underlying the financial product that take into account the EU criteria for environmentally sustainable economic activities. The investments underlying the remaining portion of this financial product do not take into account the EU criteria for environmentally sustainable economic activities.

Any other sustainable investments must also not significantly harm any environmental or social objectives.



OTHER INFORMATION TO UNITHOLDERS (UNAUDITED) (CONTINUED)

4 STATEMENT REGARDING SOCIAL RESPONSIBILITY (UNAUDITED) (CONTINUED)



**What were the top investments of this financial product?**

Largest investments	Sector	% Assets	Country
Osisko Gold Royalties	Materials	4.1	Canada
Brookfield Renewable	Utilities	4.1	Canada
Deutsche Telekom	Telecommunication Services	4.1	Germany
NextEra Energy	Utilities	3.8	United States
Genpact	Software & Services	3.4	United States
Vonovia	Real Estate	3.4	Germany
Laboratory Corp of America Holdings	Health Care Equipment & Services	3.3	United States
Intercontinental Exchange	Diversified Financials	3.2	United States
Deutsche Boerse	Diversified Financials	3.2	Germany
Visa	Software & Services	3.1	United States
Carlsberg B	Food, Beverage & Tobacco	3.0	Denmark
Asahi Group Holding	Food, Beverage & Tobacco	3.0	Japan
Novo Nordisk B	Pharmaceuticals, Biotechnology & Life Sciences	2.9	Denmark
DBS Group	Banks	2.8	Singapore
Grand City Properties	Real Estate	2.6	Germany

The list includes the investments constituting the **greatest proportion of investments** of the financial product during the reference period which is:

01/01-2022 - 31/12-2022

OTHER INFORMATION TO UNITHOLDERS (UNAUDITED) (CONTINUED)

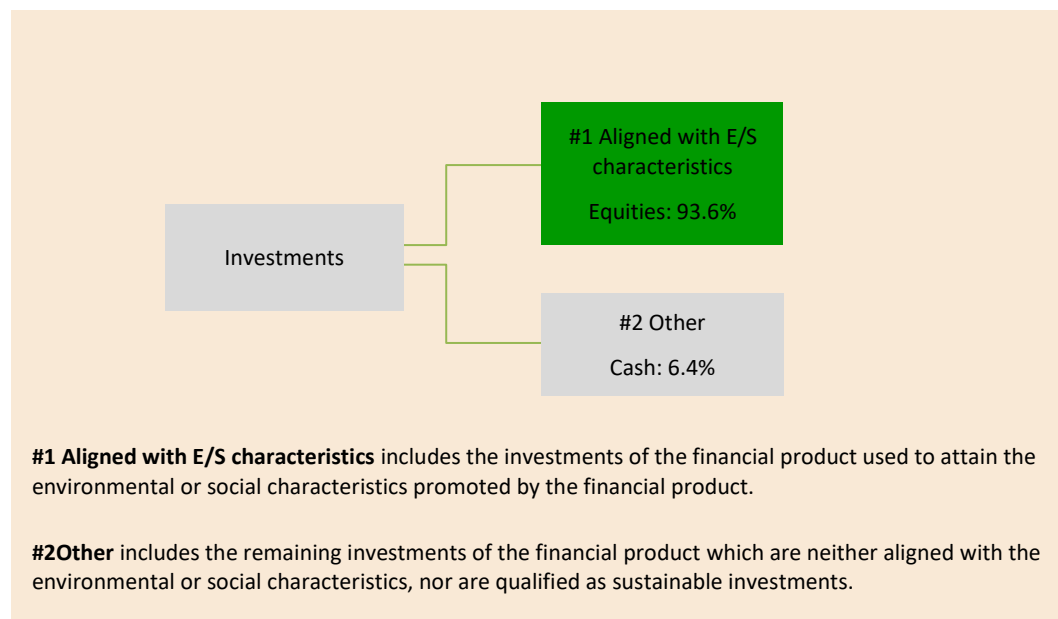
4 STATEMENT REGARDING SOCIAL RESPONSIBILITY (UNAUDITED) (CONTINUED)



**What was the proportion of sustainability-related investments?**

● **What was the asset allocation?**

**Asset allocation** describes the share of investments in specific assets.



The investments of the Sub-Fund mainly consist of equities. All equities are used to meet the environmental or social characteristics promoted by the Sub-Fund, in accordance with the binding elements of the investment Sub-Fund (#1). The remaining investments of the Sub-Fund consist of cash held as ancillary liquidity (#2).

● **In which economic sectors were the investments made?**

Sector	weight
Information Technology	16.3
Health Care	12.4
Utilities	11.8
Financials	11.6
Real Estate	10.3
Consumer Staples	8.3
Consumer Discretionary	7.3
Communication Services	6.9
Industrials	4.4
Materials	4.3
Energy	0

OTHER INFORMATION TO UNITHOLDERS (UNAUDITED) (CONTINUED)

4 STATEMENT REGARDING SOCIAL RESPONSIBILITY (UNAUDITED) (CONTINUED)

The sectors above, include sectors and sub-sectors of the economy that derive revenues from exploration, mining, extraction, production, processing, storage, refining or distribution, including transportation, storage and trade of fossil fuels as defined in Article 2, point (62), of Regulation (EU) 2018/1999 of the European Parliament and of the Council. The table below shows the companies which derive revenue from the explanation above:

Company	% revenue in the above involvement	Total portfolio weight
Brookfield Renewable Corp. Class A	0-4.9%	3.7%
NextEra Energy, Inc.	25-49.9%	3.5%
Atlantica Sustainable Infrastructure plc	10-24.9%	1.9%
Iberdrola SA	10-24.9%	0.8%
E.ON SE	10-24.9%	0.1%

To comply with the EU Taxonomy, the criteria for **fossil gas** include limitations on emissions and switching to fully renewable power or low-carbon fuels by the end of 2035. For **nuclear energy**, the criteria include comprehensive safety and waste management rules.

**Enabling activities** directly enable other activities to make a substantial contribution to an environmental objective.

**Transitional activities** are activities for which low-carbon alternatives are not yet available and among others have greenhouse gas emission levels corresponding to the best performance.



**To what extent were sustainable investments with an environmental objective aligned with the EU Taxonomy?**

**Did the financial product invest in fossil gas and/or nuclear energy related activities complying with the EU Taxonomy<sup>1</sup>?**

**Yes:**

**In fossil gas**  **In nuclear energy**

**No**

<sup>1</sup>Fossil gas and/or nuclear related activities will only comply with the EU Taxonomy where they contribute to limiting climate change (“climate change mitigation”) and do not significantly harm any EU Taxonomy objective -see explanatory note in the left hand margin. The full criteria for fossil gas and nuclear energy economic activities that comply with the EU Taxonomy are laid down in Commission Delegated Regulation (EU) 2022/1214.

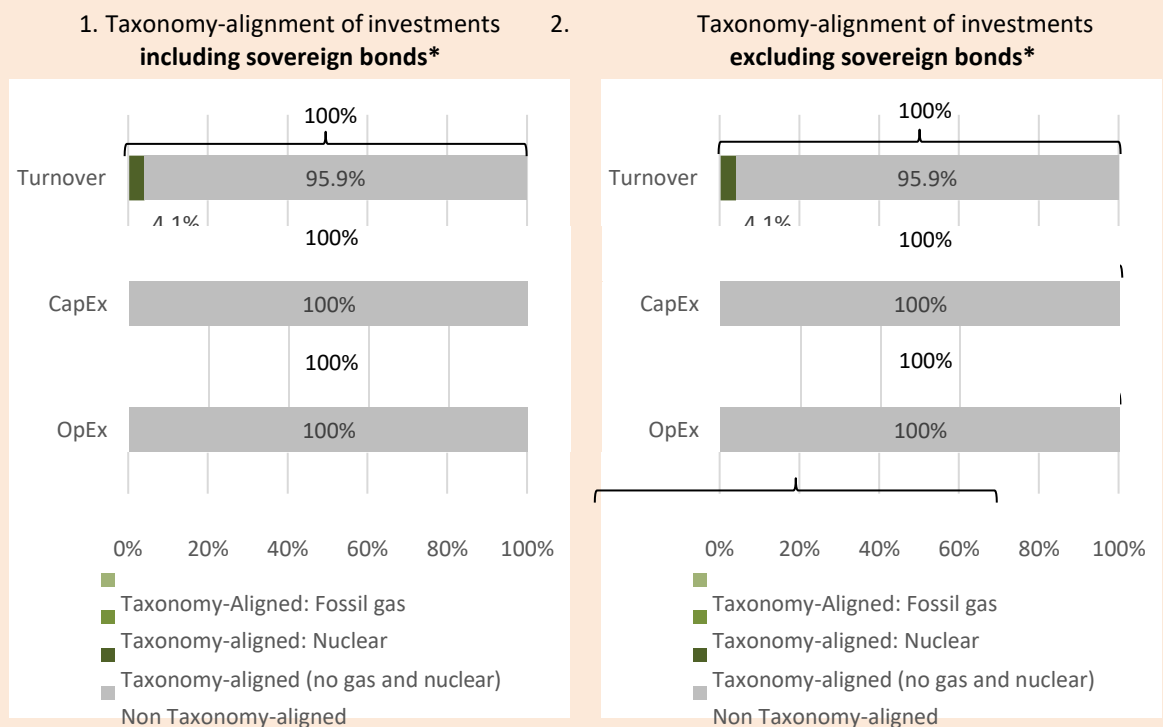
OTHER INFORMATION TO UNITHOLDERS (UNAUDITED) (CONTINUED)

4 STATEMENT REGARDING SOCIAL RESPONSIBILITY (UNAUDITED) (CONTINUED)

**The graphs below show in green the percentage of investments that were aligned with the EU Taxonomy. As there is no appropriate methodology to determine the taxonomy-alignment of sovereign bonds\*, the first graph shows the Taxonomy alignment in relation to all the investments of the financial product including sovereign bonds, while the second graph shows the Taxonomy alignment only in relation to the investments of the financial product other than sovereign bonds.**

Taxonomy-aligned activities are expressed as a share of:

- **turnover** reflecting the share of revenue from green activities of investee companies
- **capital expenditure (CapEx)** showing the green investments made by investee companies, e.g. for a transition to a green economy.
- **operational expenditure (OpEx)** reflecting green operational activities of investee companies.



\*For the purpose of these graphs, 'sovereign bonds' consist of all sovereign exposures

Where information about the degree to which the investments are in environmentally sustainable economic activities is not readily available from public disclosures by investee companies, details of whether the financial market participant obtained equivalent information directly from investee companies.

Compliance of the investments in environmentally sustainable economic activities with the requirements laid down in Article 3 of Regulation (EU) 2020/852 is not subject to an assurance provided by one or more auditors or a review by a third party. Due to lack of data, it is not possible to provide a breakdown of the proportion of the investments per each of the environmental objectives set out in Article 9 of Regulation (EU) 2020/852 to which those investments contributed.

**What was the share of investments made in transitional and enabling activities?**

The Sub-Fund does not have any investments in transitional or enabling activities.

All data is based on an average throughout the year

OTHER INFORMATION TO UNITHOLDERS (UNAUDITED) (CONTINUED)

4 STATEMENT REGARDING SOCIAL RESPONSIBILITY (UNAUDITED) (CONTINUED)



**What investments were included under “other”, what was their purpose and were there any minimum environmental or social safeguards?**

Cash is held as ancillary liquidity. There are no minimum environmental or social safeguards. Investments under “other” are not used for hedging.



**What actions have been taken to meet the environmental and/or social characteristics during the reference period?**

**Sector exclusions**

During the reference period screenings were conducted at the time of a new investment and on a regular basis during the holding period to ensure that no investee companies exceed the level of involvement in the sectors mentioned above. Sustainalytics are utilised to conduct these monthly screenings. No investee companies were sold due to the sector exclusions.

**UN Global Compact**

Before the initial investment in an investee company is made, the Investment Manager of the Sub-Fund evaluated whether the investee company were non-compliant with the 10 principles of the UN Global Compact.

**Active ownership**

Engagement is an integral part of the investment process. It is anchored directly with the portfolio management team responsible for the Sub-Fund.

<b>Total number of engagements for the period: 29</b>	
<b>Top 3 Topics within Environment</b>	Climate Change
	Circular Economy
	Energy Management
<b>Top 3 Topics within Social</b>	Product Quality & Safety
	Employee Engagement, Diversity & Inclusion
	Human Rights
<b>Top 3 Topics within Governance</b>	Strategy
	Capital Structure
	Business Ethics

All general meetings of investee companies are monitored and voting rights are exercised.

<b>Proxy Voting – Overview Statistics</b>		
<b>Meetings voted</b>	100%	37
<b>Proposals voted</b>	100%	487
<b>Meetings with at least one vote against management</b>	27%	
<b>Proposal Categories (Top 3)</b>	61%	Director Election
	7%	Auditor Related
	7%	Routine Business

OTHER INFORMATION TO UNITHOLDERS (UNAUDITED) (CONTINUED)

4 STATEMENT REGARDING SOCIAL RESPONSIBILITY (UNAUDITED) (CONTINUED)

Periodic disclosure for the financial products referred to in Article 8, paragraphs 1, 2 and 2a, of Regulation (EU) 2019/2088 and Article 6, first paragraph, of Regulation (EU) 2020/852

Product name: C WORLDWIDE HEALTHCARE SELECT

Legal entity identifier: 549300R80F3CJB8CE623

## Environmental and/or social characteristics

### Did this financial product have a sustainable investment objective?

Yes

No

It made **sustainable investments with an environmental objective**: \_\_\_\_%

It **promoted Environmental/Social (E/S) characteristics** and while it did not have as its objective a sustainable investment, it had a proportion of \_% of sustainable investments

in economic activities that qualify as environmentally sustainable under the EU Taxonomy

with an environmental objective in economic activities that qualify as environmentally sustainable under the EU Taxonomy

in economic activities that do not qualify as environmentally sustainable under the EU Taxonomy

with an environmental objective in economic activities that do not qualify as environmentally sustainable under the EU Taxonomy

with a social objective

It made **sustainable investments with a social objective**: \_\_\_\_%

It promoted E/S characteristics, but **did not make any sustainable investments**

**Sustainable investment** means an investment in an economic activity that contributes to an environmental or social objective, provided that the investment does not significantly harm any environmental or social objective and that the investee companies follow good governance practices.

The **EU Taxonomy** is a classification system laid down in Regulation (EU) 2020/852 establishing a list of **environmentally sustainable economic activities**. That Regulation does not lay down a list of socially sustainable economic activities. Sustainable investments with an environmental objective might be aligned with the



### To what extent were the environmental and/or social characteristics by this financial product met?

**UN Global Compact:** The Sub-Fund promotes environmental and social characteristics by avoiding investments in companies which at the time of the initial investment in the opinion of the Investment Manager of the Sub-Fund are non-compliant with the 10 principles of the UN Global Compact.

**Sector exclusions:** The Sub-Fund promotes social characteristics by avoiding investments in companies exceeding a certain level of involvement in controversial weapons, military contracting, small arms, adult entertainment, alcoholic beverages, gambling, tobacco products, oil & gas, thermal coal, oil sands, and shale energy.

OTHER INFORMATION TO UNITHOLDERS (UNAUDITED) (CONTINUED)

4 STATEMENT REGARDING SOCIAL RESPONSIBILITY (UNAUDITED) (CONTINUED)

● **How did the sustainability indicators perform?**

**UN Global Compact:** All investee companies were screened at the time of the initial investment via a third-party data provider, Sustainalytics. In the opinion of the Investment Manager of the Sub-Fund no companies were non-compliant with the 10 principles of the UN Global Compact at the time of investment.

**Sector exclusions:**

**Sustainability indicators** measure how the environmental or social characteristics promoted by the financial product are

Activities	Description of Activities	Level of involvement	Companies exceeding level of involvement
<b>Controversial weapons</b>	Companies involved in the core weapon system of controversial weapons, or components or services of the core weapon system that are considered tailor-made and essential for the lethal use of the weapon.	0%	0
	Companies providing components or services for the core weapon system of controversial weapons, which are either not considered tailor-made or not essential to the lethal use of the weapon.	0%	0
<b>Military contracting</b>	Companies manufacturing military weapon systems or integral, tailor-made components of these weapons.	5%	0
	Company providing tailor-made products or services that support military weapons.	5%	0
<b>Small Arms</b>	Companies involved in the manufacturing, distribution, sale or retail sale of assault weapons.	5%	0
	Companies involved in the manufacturing, distribution, sale or retail sale of small arms or key components to small arms.	5%	0
<b>Adult entertainment</b>	Companies involved in the production or distribution of adult entertainment or owning or operating adult entertainment establishments	0%	0
	Companies involved in the distribution of adult entertainment materials.	5%	0
<b>Alcoholic beverages</b>	Companies involved in the manufacturing, distribution or retail sale of alcoholic beverages or in supplying alcohol-related products or services to alcoholic beverage manufacturers.	5%	0
<b>Gambling</b>	Companies owning or operating gambling establishments, manufacturing specialized equipment used exclusively for gambling or providing supporting products or services to gambling operations.	5%	0
<b>Tobacco products</b>	Companies involved in the manufacturing of tobacco products	0%	0

OTHER INFORMATION TO UNITHOLDERS (UNAUDITED) (CONTINUED)

4 STATEMENT REGARDING SOCIAL RESPONSIBILITY (UNAUDITED) (CONTINUED)

	Companies involved in the distribution or retail sale of tobacco products or in the supply of tobacco related products or services.	5%	
<b>Oil &amp; gas</b>	Companies involved in oil and gas exploration, production, refining, transportation, or storage.	0%	0
	Companies involved in the generation of electricity from oil or gas.	25%	0
<b>Thermal coal</b>	Companies involved in thermal coal extraction.	0%	0
	Companies involved in the generation of electricity from thermal coal.	5%	0
<b>Oil sands</b>	Companies involved in oil sands extraction.	0%	0
<b>Shale energy</b>	Companies involved in shale energy exploration or production.	0%	0

**Principal adverse impacts** are the most significant negative impacts of investment decisions on sustainability factors relating to environmental, social and employee matters, respect for human rights, anti-corruption and anti-bribery matters.

The EU Taxonomy sets out a “do not significant harm” principle by which Taxonomy-aligned investments should not significantly harm EU Taxonomy objectives and is accompanied by specific Union criteria.

The “do no significant harm” principle applies only to those investments underlying the financial product that take into account the EU criteria for environmentally sustainable economic activities. The investments underlying the remaining portion of this financial product do not take into account the EU criteria for environmentally sustainable economic activities.

Any other sustainable investments must also not significantly harm any environmental or social objectives.



## OTHER INFORMATION TO UNITHOLDERS (UNAUDITED) (CONTINUED)

## 4 STATEMENT REGARDING SOCIAL RESPONSIBILITY (UNAUDITED) (CONTINUED)



## What were the top investments of this financial product?

Largest investments	Sector	% Assets	Country
AstraZeneca	Pharmaceuticals, Biotechnology & Life Sciences	8.0	United Kingdom
Novo Nordisk B	Pharmaceuticals, Biotechnology & Life Sciences	7.4	Denmark
Thermo Fisher Scientific	Pharmaceuticals, Biotechnology & Life Sciences	5.7	United States
Roche Holding	Pharmaceuticals, Biotechnology & Life Sciences	5.4	Switzerland
Elevance Health	Health Care Equipment & Services	4.6	United States
Horizon Therapeutics	Pharmaceuticals, Biotechnology & Life Sciences	3.8	United States
Intuitive Surgical	Health Care Equipment & Services	3.8	United States
Centene	Health Care Equipment & Services	3.7	United States
Vertex Pharmaceuticals	Pharmaceuticals, Biotechnology & Life Sciences	3.6	United States
Dexcom	Health Care Equipment & Services	3.6	United States
Edwards Lifesciences	Health Care Equipment & Services	3.5	United States
Humana	Health Care Equipment & Services	3.4	United States
Novocure	Health Care Equipment & Services	2.9	United States
Axonics	Health Care Equipment & Services	2.8	United States
Align Technology	Health Care Equipment & Services	2.6	United States

The list includes the investments constituting the greatest proportion of investments of the financial product during the reference period which is:

01/01-2022 - 31/12-

OTHER INFORMATION TO UNITHOLDERS (UNAUDITED) (CONTINUED)

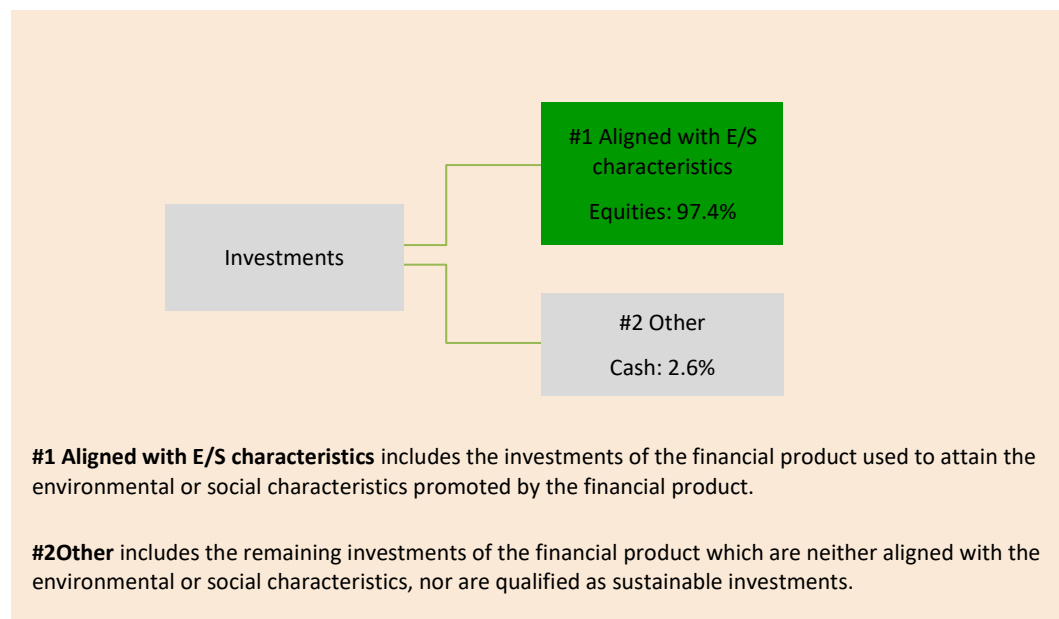
4 STATEMENT REGARDING SOCIAL RESPONSIBILITY (UNAUDITED) (CONTINUED)



**What was the proportion of sustainability-related investments?**

● **What was the asset allocation?**

**Asset allocation** describes the share of investments in specific assets.



The investments of the Sub-Fund mainly consist of equities. All equities are used to meet the environmental or social characteristics promoted by the Sub-Fund, in accordance with the binding elements of the investment Sub-Fund (#1).

The remaining investments of the Sub-Fund consist of cash held as ancillary liquidity (#2).

● **In which economic sectors were the investments made?**

Sector	weight
Health Care	100
Information Technology	0
Financials	0
Consumer Discretionary	0
Consumer Staples	0
Industrials	0
Communication Services	0
Materials	0
Real Estate	0
Energy	0
Utilities	0

## OTHER INFORMATION TO UNITHOLDERS (UNAUDITED) (CONTINUED)

## 4 STATEMENT REGARDING SOCIAL RESPONSIBILITY (UNAUDITED) (CONTINUED)

The sectors above, include sectors and sub-sectors of the economy that derive revenues from exploration, mining, extraction, production, processing, storage, refining or distribution, including transportation, storage and trade of fossil fuels as defined in Article 2, point (62), of Regulation (EU) 2018/1999 of the European Parliament and of the Council. No companies in the portfolio derive revenue from the activities stated above.



### To what extent were sustainable investments with an environmental objective aligned with the EU Taxonomy?

- Did the financial product invest in fossil gas and/or nuclear energy related activities complying with the EU Taxonomy<sup>1</sup>?*

Yes:

In fossil gas  In nuclear energy

No

To comply with the EU Taxonomy, the criteria for **fossil gas** include limitations on emissions and switching to fully renewable power or low-carbon fuels by the end of 2035. For **nuclear energy**, the criteria include comprehensive safety and waste management rules.

**Enabling activities** directly enable other activities to make a substantial contribution to an environmental objective.

**Transitional activities** are activities for which low-carbon alternatives are not yet available and among others have greenhouse gas emission levels corresponding to the best performance.

<sup>1</sup>Fossil gas and/or nuclear related activities will only comply with the EU Taxonomy where they contribute to limiting climate change ("climate change mitigation") and do not significantly harm any EU Taxonomy objective -see explanatory note in the left hand margin. The full criteria for fossil gas and nuclear energy economic activities that comply with the EU Taxonomy are laid down in Commission Delegated Regulation (EU) 2022/1214.

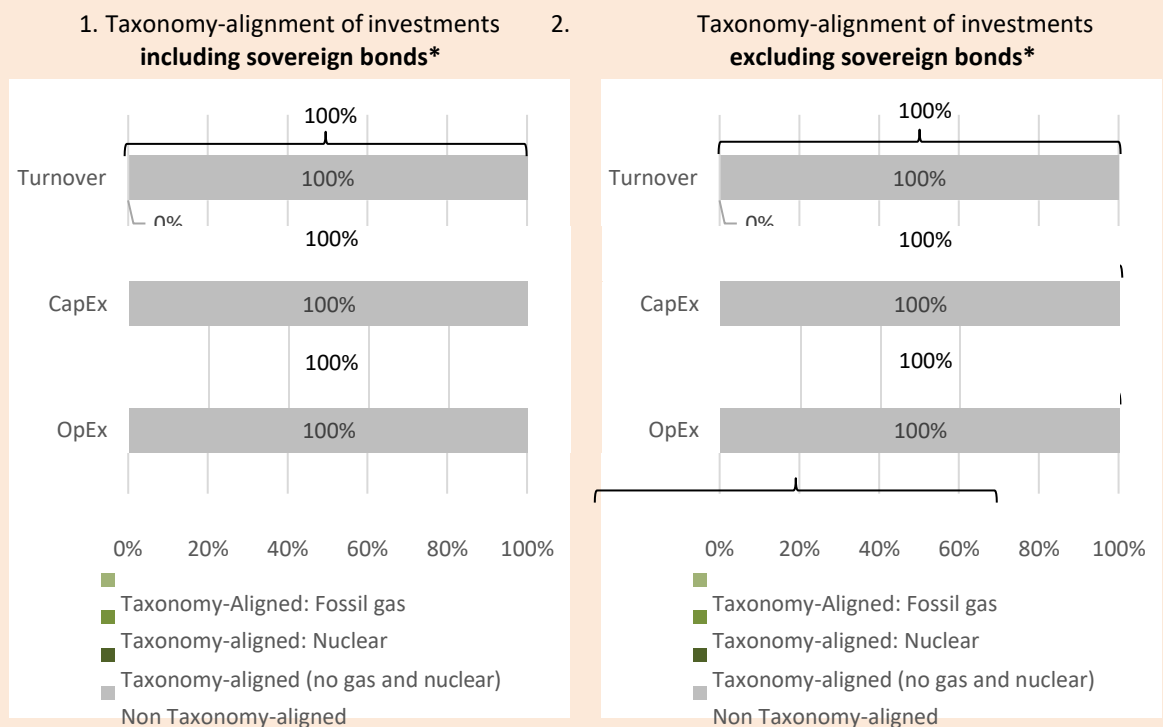
OTHER INFORMATION TO UNITHOLDERS (UNAUDITED) (CONTINUED)

4 STATEMENT REGARDING SOCIAL RESPONSIBILITY (UNAUDITED) (CONTINUED)

**The graphs below show in green the percentage of investments that were aligned with the EU Taxonomy. As there is no appropriate methodology to determine the taxonomy-alignment of sovereign bonds\*, the first graph shows the Taxonomy alignment in relation to all the investments of the financial product including sovereign bonds, while the second graph shows the Taxonomy alignment only in relation to the investments of the financial product other than sovereign bonds.**

Taxonomy-aligned activities are expressed as a share of:

- **turnover** reflecting the share of revenue from green activities of investee companies
- **capital expenditure (CapEx)** showing the green investments made by investee companies, e.g. for a transition to a green economy.
- **operational expenditure (OpEx)** reflecting green operational activities



Where information about the degree to which the investments are in environmentally sustainable economic activities is not readily available from public disclosures by investee companies, details of whether the financial market participant obtained equivalent information directly from investee companies.

Compliance of the investments in environmentally sustainable economic activities with the requirements laid down in Article 3 of Regulation (EU) 2020/852 is not subject to an assurance provided by one or more auditors or a review by a third party. Due to lack of data, it is not possible to provide a breakdown of the proportion of the investments per each of the environmental objectives set out in Article 9 of Regulation (EU) 2020/852 to which those investments contributed.

**What was the share of investments made in transitional and enabling activities?**

The Sub-Fund does not have any investments in transitional or enabling activities.

All data is based on an average throughout the year

OTHER INFORMATION TO UNITHOLDERS (UNAUDITED) (CONTINUED)

4 STATEMENT REGARDING SOCIAL RESPONSIBILITY (UNAUDITED) (CONTINUED)



**What investments were included under “other”, what was their purpose and were there any minimum environmental or social safeguards?**

Cash is held as ancillary liquidity. There are no minimum environmental or social safeguards. Investments under “other” are not used for hedging.



**What actions have been taken to meet the environmental and/or social characteristics during the reference period?**

**Sector exclusions**

During the reference period screenings were conducted at the time of a new investment and on a regular basis during the holding period to ensure that no investee companies exceed the level of involvement in the sectors mentioned above. Sustainalytics are utilised to conduct these monthly screenings. No investee companies were sold due to the sector exclusions.

**UN Global Compact**

Before the initial investment in an investee company is made, the Investment Manager of the Sub-Fund evaluated whether the investee company were non-compliant with the 10 principles of the UN Global Compact.

**Active ownership**

Engagement is an integral part of the investment process. It is anchored directly with the portfolio management team responsible for the Sub-Fund.

<b>Total number of engagements for the period: 13</b>	
<b>Top 3 Topics within Environment</b>	Climate Change
	Energy Management
	Water Management
<b>Top 3 Topics within Social</b>	Employee Engagement, Diversity & Inclusion
	Selling Practices & Product Labeling
	Human Rights
<b>Top 3 Topics within Governance</b>	Strategy
	Business Ethics
	ESG Integration & Reporting

All general meetings of investee companies are monitored and voting rights are exercised.

<b>Proxy Voting – Overview Statistics</b>		
<b>Meetings voted</b>	100%	39
<b>Proposals voted</b>	100%	375
<b>Meetings with at least one vote against management</b>	31%	
<b>Proposal Categories (Top 3)</b>	62%	Director Election
	10%	Remuneration Policy & Implementation
	10%	Audit Related

OTHER INFORMATION TO UNITHOLDERS (UNAUDITED) (CONTINUED)

4 STATEMENT REGARDING SOCIAL RESPONSIBILITY (UNAUDITED) (CONTINUED)

Periodic disclosure for the financial products referred to in Article 8, paragraphs 1, 2 and 2a, of Regulation (EU) 2019/2088 and Article 6, first paragraph, of Regulation (EU) 2020/852

Product name: C WORLDWIDE NORDIC

Legal entity identifier: 549300GQ1PLZ3BKZXQ28

## Environmental and/or social characteristics

**Sustainable investment** means an investment in an economic activity that contributes to an environmental or social objective, provided that the investment does not significantly harm any environmental or social objective and that the investee companies follow good governance practices.

The **EU Taxonomy** is a classification system laid down in Regulation (EU) 2020/852 establishing a list of **environmentally sustainable economic activities**. That Regulation does not lay down a list of socially sustainable economic activities. Sustainable investments with an environmental objective might be aligned with the Taxonomy or not.

### Did this financial product have a sustainable investment objective?

Yes

No

It made **sustainable investments with an environmental objective: \_\_\_\_\_%**

It **promoted Environmental/Social (E/S) characteristics** and while it did not have as its objective a sustainable investment, it had a proportion of   % of sustainable investments

in economic activities that qualify as environmentally sustainable under the EU Taxonomy

with an environmental objective in economic activities that qualify as environmentally sustainable under the EU Taxonomy

in economic activities that do not qualify as environmentally sustainable under the EU Taxonomy

with an environmental objective in economic activities that do not qualify as environmentally sustainable under the EU Taxonomy

with a social objective

It made **sustainable investments with a social objective: \_\_\_\_\_%**

It promoted E/S characteristics, but **did not make any sustainable investments**



### To what extent were the environmental and/or social characteristics by this financial product met?

**UN Global Compact:** The Sub-Fund promotes environmental and social characteristics by avoiding investments in companies which at the time of the initial investment in the opinion of the Investment Manager of the Sub-Fund are non-compliant with the 10 principles of the UN Global Compact.

**Sector exclusions:** The Sub-Fund promotes social characteristics by avoiding investments in companies exceeding a certain level of involvement in controversial weapons, military contracting, small arms, adult entertainment, alcoholic beverages, gambling, tobacco products, oil & gas, thermal coal, oil sands, and shale energy.

OTHER INFORMATION TO UNITHOLDERS (UNAUDITED) (CONTINUED)

4 STATEMENT REGARDING SOCIAL RESPONSIBILITY (UNAUDITED) (CONTINUED)

● **How did the sustainability indicators perform?**

**UN Global Compact:** All investee companies were screened at the time of the initial investment via a third-party data provider, Sustainalytics. In the opinion of the Investment Manager of the Sub-Fund no companies were non-compliant with the 10 principles of the UN Global Compact at the time of investment.

**Sector exclusions:**

**Sustainability indicators** measure how the environmental or social characteristics promoted by the financial product are attained.

Activities	Description of Activities	Level of involvement	Companies exceeding level of involvement
<b>Controversial weapons</b>	Companies involved in the core weapon system of controversial weapons, or components or services of the core weapon system that are considered tailor-made and essential for the lethal use of the weapon.	0%	0
	Companies providing components or services for the core weapon system of controversial weapons, which are either not considered tailor-made or not essential to the lethal use of the weapon.	0%	0
<b>Military contracting</b>	Companies manufacturing military weapon systems or integral, tailor-made components of these weapons.	5%	0
	Company providing tailor-made products or services that support military weapons.	5%	0
<b>Small Arms</b>	Companies involved in the manufacturing, distribution, sale or retail sale of assault weapons.	5%	0
	Companies involved in the manufacturing, distribution, sale or retail sale of small arms or key components to small arms.	5%	0
<b>Adult entertainment</b>	Companies involved in the production or distribution of adult entertainment or owning or operating adult entertainment establishments.	5%	0
<b>Alcoholic beverages</b>	Companies involved in the manufacturing, distribution or retail sale of alcoholic beverages or in supplying alcohol-related products or services to alcoholic beverage manufacturers.	5%	0
<b>Gambling</b>	Companies owning or operating gambling establishments, manufacturing specialized equipment used exclusively for gambling or providing supporting products or services to gambling operations.	5%	0
<b>Tobacco products</b>	Companies involved in the manufacturing, distribution or retail sale of tobacco products or in the supply of tobacco-related products or services.	5%	0
<b>Oil &amp; gas</b>	Companies involved in oil and gas exploration, production, refining, transportation, or storage.	5%	0

OTHER INFORMATION TO UNITHOLDERS (UNAUDITED) (CONTINUED)

4 STATEMENT REGARDING SOCIAL RESPONSIBILITY (UNAUDITED) (CONTINUED)

	Companies involved in the generation of electricity from oil or gas.	25%	0
<b>Thermal coal</b>	Companies involved in thermal coal extraction.	5%	0
	Companies involved in the generation of electricity from thermal coal.	10%	0
<b>Oil sands</b>	Companies involved in oil sands extraction.	5%	0
<b>Shale energy</b>	Companies involved in shale energy exploration or production.	5%	0

**Principal adverse impacts** are the most significant negative impacts of investment decisions on sustainability factors relating to environmental, social and employee matters, respect for human rights, anti-corruption and anti-bribery matters.

The EU Taxonomy sets out a “do not significant harm” principle by which Taxonomy-aligned investments should not significantly harm EU Taxonomy objectives and is accompanied by specific Union criteria.

The “do no significant harm” principle applies only to those investments underlying the financial product that take into account the EU criteria for environmentally sustainable economic activities. The investments underlying the remaining portion of this financial product do not take into account the EU criteria for environmentally sustainable economic activities.

Any other sustainable investments must also not significantly harm any environmental or social objectives.



OTHER INFORMATION TO UNITHOLDERS (UNAUDITED) (CONTINUED)

4 STATEMENT REGARDING SOCIAL RESPONSIBILITY (UNAUDITED) (CONTINUED)



**What were the top investments of this financial product?**

Largest investments	Sector	% Assets	Country
Novo Nordisk B	Pharmaceuticals, Biotechnology & Life Sciences	10.0	Denmark
Assa Abloy B	Capital Goods	4.7	Sweden
Tryg A/S	Insurance	4.4	Denmark
Atlas Copco A	Capital Goods	4.2	Sweden
Invisio Communications	Capital Goods	4.0	Sweden
Nibe Industrier B	Capital Goods	3.7	Sweden
Volvo B	Capital Goods	3.7	Sweden
Alfa Laval	Capital Goods	3.6	Sweden
Hexagon B	Technology Hardware & Equipment	3.5	Sweden
Essity B	Household & Personal Products	3.4	Sweden
Orsted	Utilities	3.3	Denmark
Wartsila OYJ	Capital Goods	3.3	Finland
Kone OYJ B	Capital Goods	3.3	Finland
Storebrand	Insurance	3.2	Norway
Vestas Wind Systems	Capital Goods	3.0	Denmark

The list includes the investments constituting the **greatest proportion of investments** of the financial product during the reference period which is:

01/01-2022 - 31/12-2022

OTHER INFORMATION TO UNITHOLDERS (UNAUDITED) (CONTINUED)


4 STATEMENT REGARDING SOCIAL RESPONSIBILITY (UNAUDITED) (CONTINUED)



**What was the proportion of sustainability-related investments?**

● **What was the asset allocation?**

**Asset allocation** describes the share of investments in specific assets.



The investments of the Sub-Fund mainly consist of equities. All equities are used to meet the environmental or social characteristics promoted by the Sub-Fund, in accordance with the binding elements of the investment Sub-Fund (#1).

The remaining investments of the Sub-Fund consist of cash held as ancillary liquidity (#2).

● **In which economic sectors were the investments made?**

Sector	weight
Industrials	45.7
Materials	13.2
Health Care	11.8
Financials	8.2
Information Technology	7.2
Consumer Staples	5.8
Utilities	4.2
Energy	0
Consumer Discretionary	0
Communication Services	0
Real Estate	0

OTHER INFORMATION TO UNITHOLDERS (UNAUDITED) (CONTINUED)

4 STATEMENT REGARDING SOCIAL RESPONSIBILITY (UNAUDITED) (CONTINUED)

The sectors above, include sectors and sub-sectors of the economy that derive revenues from exploration, mining, extraction, production, processing, storage, refining or distribution, including transportation, storage and trade of fossil fuels as defined in Article 2, point (62), of Regulation (EU) 2018/1999 of the European Parliament and of the Council. The table below shows the companies which derive revenue from the explanation above:

Company	% revenue in the above involvement	Total portfolio weight
Alfa Laval AB	5-10%	3.5
Hexagon AB Class B	0-5%	3.3
Wartsila Oyj Abp	25-50%	3.2
ABB Ltd.	5-10%	2.4
Sandvik AB	10-25%	2.3
Aker Horizons ASA	50-100%	0.1

To comply with the EU Taxonomy, the criteria for **fossil gas** include limitations on emissions and switching to fully renewable power or low-carbon fuels by the end of 2035. For **nuclear energy**, the criteria include comprehensive safety and waste management rules.



**Enabling activities** directly enable other activities to make a substantial contribution to an environmental objective.

**Transitional activities** are activities for which low-carbon alternatives are not yet available and among others have greenhouse gas emission levels corresponding to the best performance.

**To what extent were sustainable investments with an environmental objective aligned with the EU Taxonomy?**

**Did the financial product invest in fossil gas and/or nuclear energy related activities complying with the EU Taxonomy<sup>1</sup>?**

**Yes:**

**In fossil gas**  **In nuclear energy**

**No**

<sup>1</sup> Fossil gas and/or nuclear related activities will only comply with the EU Taxonomy where they contribute to limiting climate change (“climate change mitigation”) and do not significantly harm any EU Taxonomy objective -see explanatory note in the left hand margin. The full criteria for fossil gas and nuclear energy economic activities that comply with the EU Taxonomy are laid down in Commission Delegated Regulation (EU) 2022/1214.

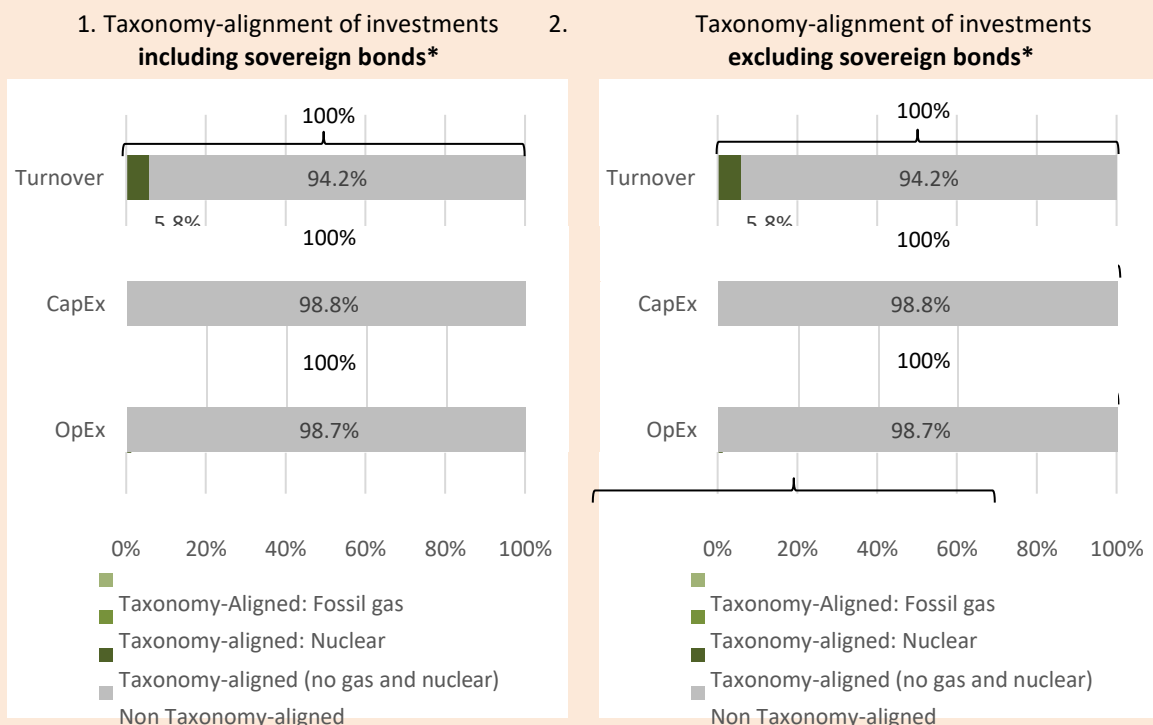
OTHER INFORMATION TO UNITHOLDERS (UNAUDITED) (CONTINUED)

4 STATEMENT REGARDING SOCIAL RESPONSIBILITY (UNAUDITED) (CONTINUED)

**The graphs below show in green the percentage of investments that were aligned with the EU Taxonomy. As there is no appropriate methodology to determine the taxonomy-alignment of sovereign bonds\*, the first graph shows the Taxonomy alignment in relation to all the investments of the financial product including sovereign bonds, while the second graph shows the Taxonomy alignment only in relation to the investments of the financial product other than sovereign bonds.**

Taxonomy-aligned activities are expressed as a share of:

- **turnover** reflecting the share of revenue from green activities of investee companies
- **capital expenditure (CapEx)** showing the green investments made by investee companies, e.g. for a transition to a green economy.
- **operational expenditure (OpEx)** reflecting green operational activities of investee companies.



\*For the purpose of these graphs, 'sovereign bonds' consist of all sovereign exposures

Where information about the degree to which the investments are in environmentally sustainable economic activities is not readily available from public disclosures by investee companies, details of whether the financial market participant obtained equivalent information directly from investee companies.

Compliance of the investments in environmentally sustainable economic activities with the requirements laid down in Article 3 of Regulation (EU) 2020/852 is not subject to an assurance provided by one or more auditors or a review by a third party. Due to lack of data, it is not possible to provide a breakdown of the proportion of the investments per each of the environmental objectives set out in Article 9 of Regulation (EU) 2020/852 to which those investments contributed.

**What was the share of investments made in transitional and enabling activities?**

The Sub-Fund is 4.09% aligned with the EU Taxonomy through enabling activities only.

All data is based on an average throughout the year

OTHER INFORMATION TO UNITHOLDERS (UNAUDITED) (CONTINUED)

4 STATEMENT REGARDING SOCIAL RESPONSIBILITY (UNAUDITED) (CONTINUED)



**What investments were included under “other”, what was their purpose and were there any minimum environmental or social safeguards?**

Cash is held as ancillary liquidity. There are no minimum environmental or social safeguards. Investments under “other” are not used for hedging.



**What actions have been taken to meet the environmental and/or social characteristics during the reference period?**

**Sector exclusions**

During the reference period screenings were conducted at the time of a new investment and on a regular basis during the holding period to ensure that no investee companies exceed the level of involvement in the sectors mentioned above. Sustainalytics are utilised to conduct these monthly screenings. No investee companies were sold due to the sector exclusions.

**UN Global Compact**

Before the initial investment in an investee company is made, the Investment Manager of the Sub-Fund evaluated whether the investee company were non-compliant with the 10 principles of the UN Global Compact.

**Active ownership**

Engagement is an integral part of the investment process. It is anchored directly with the portfolio management team responsible for the Sub-Fund.

<b>Total number of engagements for the period: 23</b>	
<b>Top 3 Topics within Environment</b>	Climate Change
	Water Management
	Waste Management
<b>Top 3 Topics within Social</b>	Labor Practices
	Product Quality & Safety
	Human Rights
<b>Top 3 Topics within Governance</b>	Strategy
	Capital Structure
	Competitive Behavior

All general meetings of investee companies are monitored and voting rights are exercised.

<b>Proxy Voting – Overview Statistics</b>		
<b>Meetings voted</b>	100%	35
<b>Proposals voted</b>	100%	785
<b>Meetings with at least one vote against management</b>	53%	
<b>Proposal Categories (Top 3)</b>	21%	Discharge
	21%	Director Election
	12%	Formalities

OTHER INFORMATION TO UNITHOLDERS (UNAUDITED) (CONTINUED)

4 STATEMENT REGARDING SOCIAL RESPONSIBILITY (UNAUDITED) (CONTINUED)

Periodic disclosure for the financial products referred to in Article 8, paragraphs 1, 2 and 2a, of Regulation (EU) 2019/2088 and Article 6, first paragraph, of Regulation (EU) 2020/852

Product name: C WORLDWIDE SWEDEN

Legal entity identifier: 549300660AULYSU79L71

## Environmental and/or social characteristics

**Did this financial product have a sustainable investment objective?**

Yes

No

It made **sustainable investments with an environmental objective**: \_\_\_\_%

It **promoted Environmental/Social (E/S) characteristics** and while it did not have as its objective a sustainable investment, it had a proportion of \_% of sustainable investments

in economic activities that qualify as environmentally sustainable under the EU Taxonomy

with an environmental objective in economic activities that qualify as environmentally sustainable under the EU Taxonomy

in economic activities that do not qualify as environmentally sustainable under the EU Taxonomy

with an environmental objective in economic activities that do not qualify as environmentally sustainable under the EU Taxonomy

with a social objective

It made **sustainable investments with a social objective**: \_\_\_\_%

It promoted E/S characteristics, but **did not make any sustainable investments**

**Sustainable investment** means an investment in an economic activity that contributes to an environmental or social objective, provided that the investment does not significantly harm any environmental or social objective and that the investee companies follow good governance practices.

The **EU Taxonomy** is a classification system laid down in Regulation (EU) 2020/852 establishing a list of **environmentally sustainable economic activities**. That Regulation does not lay down a list of socially sustainable economic activities. Sustainable investments with an environmental objective might be aligned with the Taxonomy or not.



**To what extent were the environmental and/or social characteristics by this financial product met?**

**UN Global Compact:** The Sub-Fund promotes environmental and social characteristics by avoiding investments in companies which at the time of the initial investment in the opinion of the Investment Manager of the Sub-Fund are non-compliant with the 10 principles of the UN Global Compact.

**Sector exclusions:** The Sub-Fund promotes social characteristics by avoiding investments in companies exceeding a certain level of involvement in controversial weapons, military contracting, small arms, adult entertainment, alcoholic beverages, gambling, tobacco products, oil & gas, thermal coal, oil sands, and shale energy.

OTHER INFORMATION TO UNITHOLDERS (UNAUDITED) (CONTINUED)

4 STATEMENT REGARDING SOCIAL RESPONSIBILITY (UNAUDITED) (CONTINUED)

● **How did the sustainability indicators perform?**

**UN Global Compact:** All investee companies were screened at the time of the initial investment via a third-party data provider, Sustainalytics. In the opinion of the Investment Manager of the Sub-Fund no companies were non-compliant with the 10 principles of the UN Global Compact at the time of investment.

**Sector exclusions:**

**Sustainability indicators** measure how the environmental or social characteristics promoted by the financial product are attained.

Activities	Description of Activities	Level of involvement	Companies exceeding level of involvement
<b>Controversial weapons</b>	Companies involved in the core weapon system of controversial weapons, or components or services of the core weapon system that are considered tailor-made and essential for the lethal use of the weapon.	0%	0
	Companies providing components or services for the core weapon system of controversial weapons, which are either not considered tailor-made or not essential to the lethal use of the weapon.	0%	0
<b>Military contracting</b>	Companies manufacturing military weapon systems or integral, tailor-made components of these weapons.	5%	0
	Company providing tailor-made products or services that support military weapons.	5%	0
<b>Small Arms</b>	Companies involved in the manufacturing, distribution, sale or retail sale of assault weapons.	5%	0
	Companies involved in the manufacturing, distribution, sale or retail sale of small arms or key components to small arms.	5%	0
<b>Adult entertainment</b>	Companies involved in the production or distribution of adult entertainment or owning or operating adult entertainment establishments.	5%	0
<b>Alcoholic beverages</b>	Companies involved in the manufacturing, distribution or retail sale of alcoholic beverages or in supplying alcohol-related products or services to alcoholic beverage manufacturers.	5%	0
<b>Gambling</b>	Companies owning or operating gambling establishments, manufacturing specialized equipment used exclusively for gambling or providing supporting products or services to gambling operations.	5%	0
<b>Tobacco products</b>	Companies involved in the manufacturing, distribution or retail sale of tobacco products or in the supply of tobacco-related products or services.	5%	0
<b>Oil &amp; gas</b>	Companies involved in oil and gas exploration, production, refining, transportation, or storage.	5%	0

OTHER INFORMATION TO UNITHOLDERS (UNAUDITED) (CONTINUED)

4 STATEMENT REGARDING SOCIAL RESPONSIBILITY (UNAUDITED) (CONTINUED)

	Companies involved in the generation of electricity from oil or gas.	25%	0
<b>Thermal coal</b>	Companies involved in thermal coal extraction.	5%	0
	Companies involved in the generation of electricity from thermal coal.	10%	0
<b>Oil sands</b>	Companies involved in oil sands extraction.	5%	0
<b>Shale energy</b>	Companies involved in shale energy exploration or production.	5%	0

**Principal adverse impacts** are the most significant negative impacts of investment decisions on sustainability factors relating to environmental, social and employee matters, respect for human rights, anti-corruption and anti-bribery matters.

The EU Taxonomy sets out a “do not significant harm” principle by which Taxonomy-aligned investments should not significantly harm EU Taxonomy objectives and is accompanied by specific Union criteria.

The “do no significant harm” principle applies only to those investments underlying the financial product that take into account the EU criteria for environmentally sustainable economic activities. The investments underlying the remaining portion of this financial product do not take into account the EU criteria for environmentally sustainable economic activities.

Any other sustainable investments must also not significantly harm any environmental or social objectives.



OTHER INFORMATION TO UNITHOLDERS (UNAUDITED) (CONTINUED)

4 STATEMENT REGARDING SOCIAL RESPONSIBILITY (UNAUDITED) (CONTINUED)



**What were the top investments of this financial product?**

Largest investments	Sector	% Assets	Country
Hexagon B	Technology Hardware & Equipment	6.1	Sweden
AstraZeneca	Pharmaceuticals, Biotechnology & Life Sciences	5.8	United Kingdom
Volvo B	Capital Goods	5.6	Sweden
Atlas Copco A	Capital Goods	5.4	Sweden
Svenska Handelsbanken A	Banks	4.8	Sweden
Assa Abloy B	Capital Goods	4.7	Sweden
ABB (SE)	Capital Goods	4.6	Switzerland
Hennes & Mauritz B	Retailing	4.3	Sweden
Sandvik	Capital Goods	4.2	Sweden
Cint Group	Software & Services	3.7	Sweden
Nibe Industrier B	Capital Goods	3.6	Sweden
Atlas Copco Old	Capital Goods	3.6	Sweden
Addtech B	Capital Goods	3.2	Sweden
Alfa Laval	Capital Goods	3.2	Sweden
Nordnet	Diversified Financials	2.8	Sweden

The list includes the investments constituting the **greatest proportion of investments** of the financial product during the reference period which is:

01/01-2022 - 31/12-2022

OTHER INFORMATION TO UNITHOLDERS (UNAUDITED) (CONTINUED)

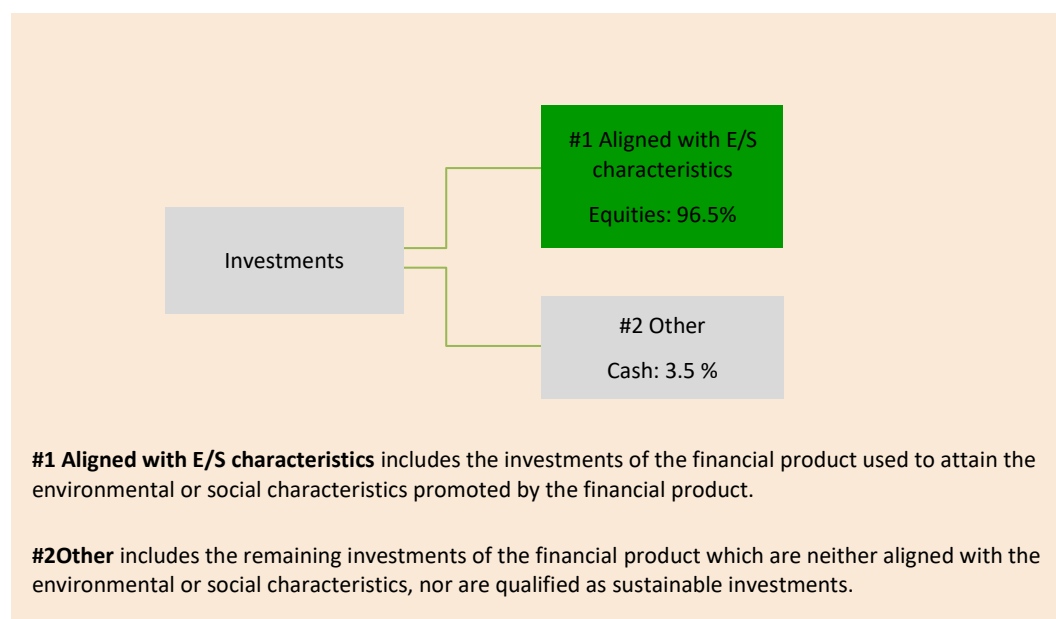
4 STATEMENT REGARDING SOCIAL RESPONSIBILITY (UNAUDITED) (CONTINUED)



**What was the proportion of sustainability-related investments?**

● **What was the asset allocation?**

**Asset allocation** describes the share of investments in specific assets.



The investments of the Sub-Fund mainly consist of equities. All equities are used to meet the environmental or social characteristics promoted by the Sub-Fund, in accordance with the binding elements of the investment Sub-Fund (#1).

The remaining investments of the Sub-Fund consist of cash held as ancillary liquidity (#2).

● **In which economic sectors were the investments made?**

Sector	weight
Industrials	41.1
Information Technology	21
Consumer Discretionary	14
Health Care	8.5
Financials	5.5
Real Estate	3.5
Materials	2.1
Consumer Staples	1.0
Energy	0
Communication Services	0
Utilities	0

OTHER INFORMATION TO UNITHOLDERS (UNAUDITED) (CONTINUED)

4 STATEMENT REGARDING SOCIAL RESPONSIBILITY (UNAUDITED) (CONTINUED)

The sectors above, include sectors and sub-sectors of the economy that derive revenues from exploration, mining, extraction, production, processing, storage, refining or distribution, including transportation, storage and trade of fossil fuels as defined in Article 2, point (62), of Regulation (EU) 2018/1999 of the European Parliament and of the Council. The table below shows the companies which derive revenue from the explanation above:

Company	% revenue in the above involvement	Total portfolio weight
ABB Ltd.	5-10%	4.5
NIBE Industrier AB Class B	0-5%	3.6
Alfa Laval AB	5-10%	3.1



**To what extent were sustainable investments with an environmental objective aligned with the EU Taxonomy?**

- **Did the financial product invest in fossil gas and/or nuclear energy related activities complying with the EU Taxonomy<sup>1</sup>?**

Yes:

In fossil gas  In nuclear energy

No

To comply with the EU Taxonomy, the criteria for **fossil gas** include limitations on emissions and switching to fully renewable power or low-carbon fuels by the end of 2035. For **nuclear energy**, the criteria include comprehensive safety and waste management rules.

**Enabling activities** directly enable other activities to make a substantial contribution to an environmental objective.

**Transitional activities** are activities for which low-carbon alternatives are not yet available and among others have greenhouse gas emission levels corresponding to the best performance.

<sup>1</sup>Fossil gas and/or nuclear related activities will only comply with the EU Taxonomy where they contribute to limiting climate change (“climate change mitigation”) and do not significantly harm any EU Taxonomy objective -see explanatory note in the left hand margin. The full criteria for fossil gas and nuclear energy economic activities that comply with the EU Taxonomy are laid down in Commission Delegated Regulation (EU) 2022/1214.

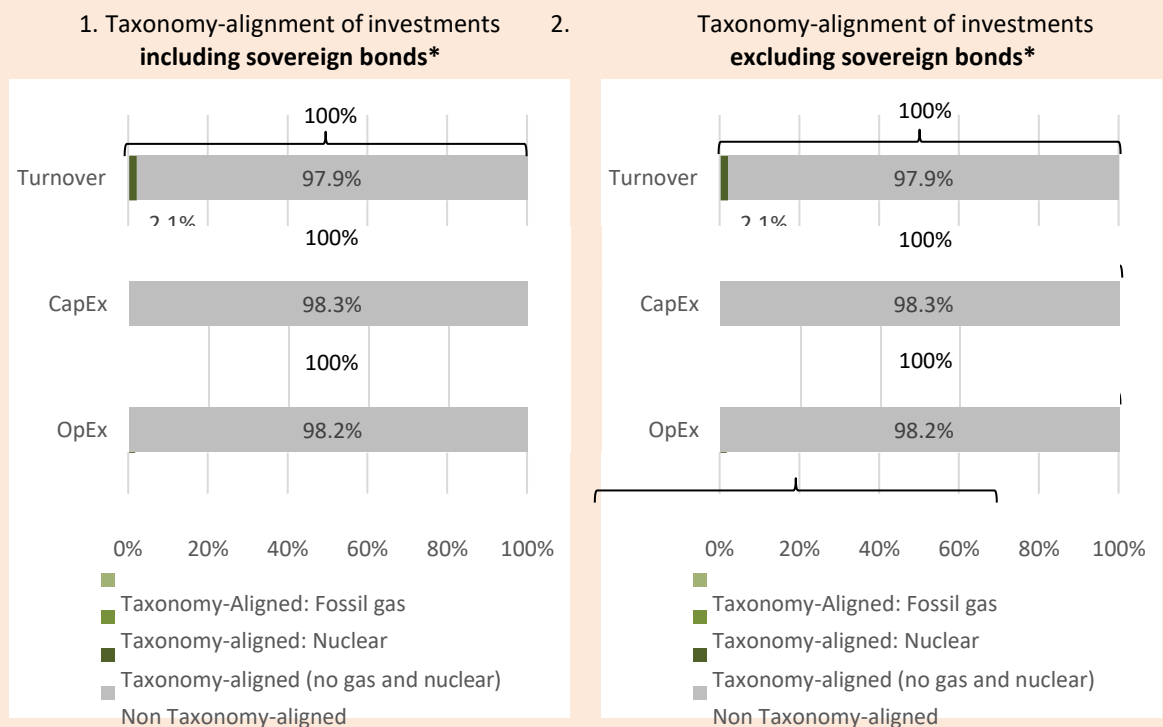
OTHER INFORMATION TO UNITHOLDERS (UNAUDITED) (CONTINUED)

4 STATEMENT REGARDING SOCIAL RESPONSIBILITY (UNAUDITED) (CONTINUED)

**The graphs below show in green the percentage of investments that were aligned with the EU Taxonomy. As there is no appropriate methodology to determine the taxonomy-alignment of sovereign bonds\*, the first graph shows the Taxonomy alignment in relation to all the investments of the financial product including sovereign bonds, while the second graph shows the Taxonomy alignment only in relation to the investments of the financial product other than sovereign bonds.**

Taxonomy-aligned activities are expressed as a share of:

- **turnover** reflecting the share of revenue from green activities of investee companies
- **capital expenditure (CapEx)** showing the green investments made by investee companies, e.g. for a transition to a green economy.
- **operational expenditure (OpEx)** reflecting green operational activities of investee companies.



\*For the purpose of these graphs, 'sovereign bonds' consist of all sovereign exposures

Where information about the degree to which the investments are in environmentally sustainable economic activities is not readily available from public disclosures by investee companies, details of whether the financial market participant obtained equivalent information directly from investee companies.

Compliance of the investments in environmentally sustainable economic activities with the requirements laid down in Article 3 of Regulation (EU) 2020/852 is not subject to an assurance provided by one or more auditors or a review by a third party. Due to lack of data, it is not possible to provide a breakdown of the proportion of the investments per each of the environmental objectives set out in Article 9 of Regulation (EU) 2020/852 to which those investments contributed.

**What was the share of investments made in transitional and enabling activities?**

The Sub-Fund is 2.13% aligned with the EU Taxonomy through enabling activities only.

All data is based on an average throughout the year

OTHER INFORMATION TO UNITHOLDERS (UNAUDITED) (CONTINUED)

4 STATEMENT REGARDING SOCIAL RESPONSIBILITY (UNAUDITED) (CONTINUED)



**What investments were included under “other”, what was their purpose and were there any minimum environmental or social safeguards?**

Cash is held as ancillary liquidity. There are no minimum environmental or social safeguards. Investments under “other” are not used for hedging.



**What actions have been taken to meet the environmental and/or social characteristics during the reference period?**

**Sector exclusions**

During the reference period screenings were conducted at the time of a new investment and on a regular basis during the holding period to ensure that no investee companies exceed the level of involvement in the sectors mentioned above. Sustainalytics are utilised to conduct these monthly screenings. No investee companies were sold due to the sector exclusions.

**UN Global Compact**

Before the initial investment in an investee company is made, the Investment Manager of the Sub-Fund evaluated whether the investee company were non-compliant with the 10 principles of the UN Global Compact.

**Active ownership**

Engagement is an integral part of the investment process. It is anchored directly with the portfolio management team responsible for the Sub-Fund.

<b>Total number of engagements for the period: 35</b>	
<b>Top 3 Topics within Environment</b>	Climate Change
	Water Management
	Energy Management
<b>Top 3 Topics within Social</b>	Labor Practices
	Product Quality & Safety
	Selling Practices & Product Labeling
<b>Top 3 Topics within Governance</b>	Strategy
	Quality of Management
	Risk Management

All general meetings of investee companies are monitored and voting rights are exercised.

<b>Proxy Voting – Overview Statistics</b>		
<b>Meetings voted</b>	100%	38
<b>Proposals voted</b>	100%	1071
<b>Meetings with at least one vote against management</b>	23%	
<b>Proposal Categories (Top 3)</b>	26%	Discharge
	20%	Director Election
	15%	Formalities

OTHER INFORMATION TO UNITHOLDERS (UNAUDITED) (CONTINUED)

4 STATEMENT REGARDING SOCIAL RESPONSIBILITY (UNAUDITED) (CONTINUED)

Periodic disclosure for the financial products referred to in Article 8, paragraphs 1, 2 and 2a, of Regulation (EU) 2019/2088 and Article 6, first paragraph, of Regulation (EU) 2020/852

Product name: C WORLDWIDE SWEDEN SMALL CAP

Legal entity identifier: 549300G1P850YAT1OZ08

## Environmental and/or social characteristics

**Did this financial product have a sustainable investment objective?**

Yes

No

It made **sustainable investments with an environmental objective**: \_\_\_\_%

It **promoted Environmental/Social (E/S) characteristics** and while it did not have as its objective a sustainable investment, it had a proportion of \_% of sustainable investments

in economic activities that qualify as environmentally sustainable under the EU Taxonomy

with an environmental objective in economic activities that qualify as environmentally sustainable under the EU Taxonomy

in economic activities that do not qualify as environmentally sustainable under the EU Taxonomy

with an environmental objective in economic activities that do not qualify as environmentally sustainable under the EU Taxonomy

with a social objective

It made **sustainable investments with a social objective**: \_\_\_\_%

It promoted E/S characteristics, but **did not make any sustainable investments**

**Sustainable investment** means an investment in an economic activity that contributes to an environmental or social objective, provided that the investment does not significantly harm any environmental or social objective and that the investee companies follow good governance practices.

The **EU Taxonomy** is a classification system laid down in Regulation (EU) 2020/852 establishing a list of **environmentally sustainable economic activities**. That Regulation does not lay down a list of socially sustainable economic activities. Sustainable investments with an environmental objective might be aligned with the Taxonomy or not.



**To what extent were the environmental and/or social characteristics by this financial product met?**

**UN Global Compact:** The Sub-Fund promotes environmental and social characteristics by avoiding investments in companies which at the time of the initial investment in the opinion of the Investment Manager of the Sub-Fund are non-compliant with the 10 principles of the UN Global Compact.

**Sector exclusions:** The Sub-Fund promotes social characteristics by avoiding investments in companies exceeding a certain level of involvement in controversial weapons, military contracting, small arms, adult entertainment, alcoholic beverages, gambling, tobacco products, oil & gas, thermal coal, oil sands, and shale energy.

OTHER INFORMATION TO UNITHOLDERS (UNAUDITED) (CONTINUED)

4 STATEMENT REGARDING SOCIAL RESPONSIBILITY (UNAUDITED) (CONTINUED)

● **How did the sustainability indicators perform?**

**UN Global Compact:** All investee companies were screened at the time of the initial investment via a third-party data provider, Sustainalytics. In the opinion of the Investment Manager of the Sub-Fund no companies were non-compliant with the 10 principles of the UN Global Compact at the time of investment.

**Sector exclusions:**

**Sustainability indicators** measure how the environmental or social characteristics promoted by the financial product are attained.

Activities	Description of Activities	Level of involvement	Companies exceeding level of involvement
<b>Controversial weapons</b>	Companies involved in the core weapon system of controversial weapons, or components or services of the core weapon system that are considered tailor-made and essential for the lethal use of the weapon.	0%	0
	Companies providing components or services for the core weapon system of controversial weapons, which are either not considered tailor-made or not essential to the lethal use of the weapon.	0%	0
<b>Military contracting</b>	Companies manufacturing military weapon systems or integral, tailor-made components of these weapons.	5%	0
	Company providing tailor-made products or services that support military weapons.	5%	0
<b>Small Arms</b>	Companies involved in the manufacturing, distribution, sale or retail sale of assault weapons.	5%	0
	Companies involved in the manufacturing, distribution, sale or retail sale of small arms or key components to small arms.	5%	0
<b>Adult entertainment</b>	Companies involved in the production or distribution of adult entertainment or owning or operating adult entertainment establishments.	5%	0
<b>Alcoholic beverages</b>	Companies involved in the manufacturing, distribution or retail sale of alcoholic beverages or in supplying alcohol-related products or services to alcoholic beverage manufacturers.	5%	0
<b>Gambling</b>	Companies owning or operating gambling establishments, manufacturing specialized equipment used exclusively for gambling or providing supporting products or services to gambling operations.	5%	0
<b>Tobacco products</b>	Companies involved in the manufacturing, distribution or retail sale of tobacco products or in the supply of tobacco-related products or services.	5%	0
<b>Oil &amp; gas</b>	Companies involved in oil and gas exploration, production, refining, transportation, or storage.	5%	0

OTHER INFORMATION TO UNITHOLDERS (UNAUDITED) (CONTINUED)

4 STATEMENT REGARDING SOCIAL RESPONSIBILITY (UNAUDITED) (CONTINUED)

	Companies involved in the generation of electricity from oil or gas.	25%	0
<b>Thermal coal</b>	Companies involved in thermal coal extraction.	5%	0
	Companies involved in the generation of electricity from thermal coal.	10%	0
<b>Oil sands</b>	Companies involved in oil sands extraction.	5%	0
<b>Shale energy</b>	Companies involved in shale energy exploration or production.	5%	0

**Principal adverse impacts** are the most significant negative impacts of investment decisions on sustainability factors relating to environmental, social and employee matters, respect for human rights, anti-corruption and anti-bribery matters.

The EU Taxonomy sets out a “do not significant harm” principle by which Taxonomy-aligned investments should not significantly harm EU Taxonomy objectives and is accompanied by specific Union criteria.

The “do no significant harm” principle applies only to those investments underlying the financial product that take into account the EU criteria for environmentally sustainable economic activities. The investments underlying the remaining portion of this financial product do not take into account the EU criteria for environmentally sustainable economic activities.

Any other sustainable investments must also not significantly harm any environmental or social objectives.



## OTHER INFORMATION TO UNITHOLDERS (UNAUDITED) (CONTINUED)

## 4 STATEMENT REGARDING SOCIAL RESPONSIBILITY (UNAUDITED) (CONTINUED)



## What were the top investments of this financial product?

Largest investments	Sector	% Assets	Country
Addtech B	Capital Goods	5.7	Sweden
NCAB Group	Technology Hardware & Equipment	5.1	Sweden
Electrolux Professional	Capital Goods	4.7	Sweden
Intrum	Commercial & Professional Services	4.5	Sweden
Beijer Alma	Capital Goods	4.5	Sweden
Bilia A	Retailing	4.4	Sweden
Cint Group	Software & Services	4.2	Sweden
Vitrolife	Pharmaceuticals, Biotechnology & Life Sciences	3.9	Sweden
Nordnet	Diversified Financials	3.9	Sweden
Systemair	Capital Goods	3.8	Sweden
Munters Group	Capital Goods	3.7	Sweden
Thule Group	Consumer Durables & Apparel	3.7	Sweden
Wihlborgs Fastigheter	Real Estate	3.7	Sweden
Castellum	Real Estate	3.6	Sweden
Synsam Group	Retailing	3.6	Sweden

The list includes the investments constituting the **greatest proportion of investments** of the financial product during the reference period which is:

01/01-2022 - 31/12-2022

OTHER INFORMATION TO UNITHOLDERS (UNAUDITED) (CONTINUED)

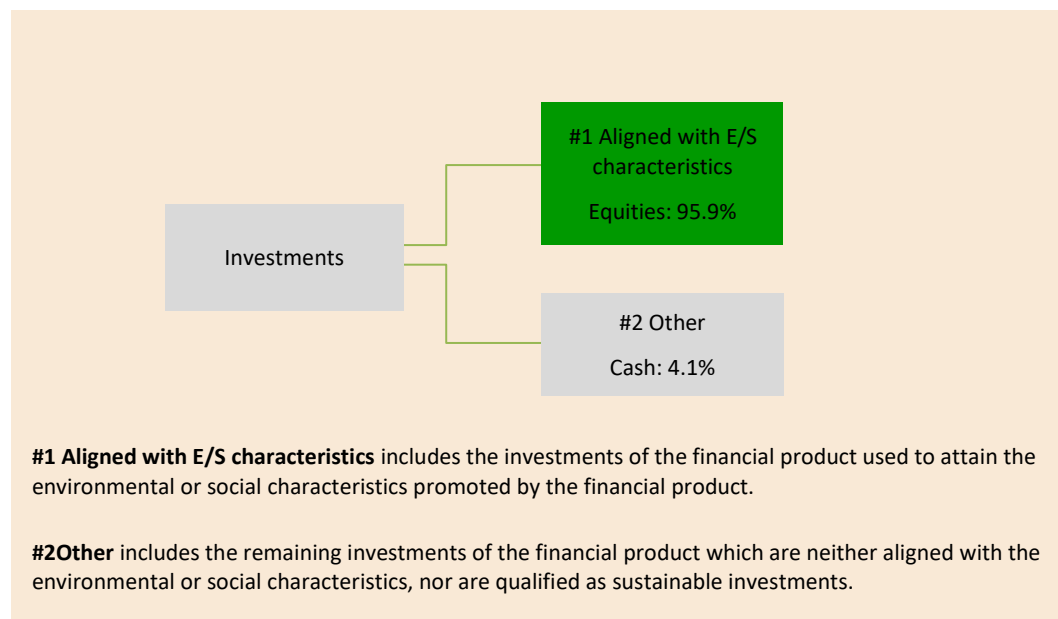
4 STATEMENT REGARDING SOCIAL RESPONSIBILITY (UNAUDITED) (CONTINUED)



**What was the proportion of sustainability-related investments?**

● **What was the asset allocation?**

**Asset allocation** describes the share of investments in specific assets.



The investments of the Sub-Fund mainly consist of equities. All equities are used to meet the environmental or social characteristics promoted by the Sub-Fund, in accordance with the binding elements of the investment Sub-Fund (#1).

The remaining investments of the Sub-Fund consist of cash held as ancillary liquidity (#2).

● **In which economic sectors were the investments made?**

Sector	weight
Industrials	29.6
Information Technology	23.9
Consumer Discretionary	18
Real Estate	10.4
Health Care	9.6
Communication Services	3.4
Financials	1
Energy	0
Materials	0
Consumer Staples	0
Utilities	0

OTHER INFORMATION TO UNITHOLDERS (UNAUDITED) (CONTINUED)

4 STATEMENT REGARDING SOCIAL RESPONSIBILITY (UNAUDITED) (CONTINUED)

The sectors above, include sectors and sub-sectors of the economy that derive revenues from exploration, mining, extraction, production, processing, storage, refining or distribution, including transportation, storage and trade of fossil fuels as defined in Article 2, point (62), of Regulation (EU) 2018/1999 of the European Parliament and of the Council. The table below shows the companies which derive revenue from the explanation above:

Company	% revenue in the above involvement	Total portfolio weight
Beijer Alma AB Class B	0-5%	4.3
Munters Group AB	0-5%	3.8



**To what extent were sustainable investments with an environmental objective aligned with the EU Taxonomy?**

To comply with the EU Taxonomy, the criteria for **fossil gas** include limitations on emissions and switching to fully renewable power or low-carbon fuels by the end of 2035. For **nuclear energy**, the criteria include comprehensive safety and waste management rules.

**Enabling activities** directly enable other activities to make a substantial contribution to an environmental objective.

**Transitional activities** are activities for which low-carbon alternatives are not yet available and among others have greenhouse gas emission levels corresponding to the best performance.

● **Did the financial product invest in fossil gas and/or nuclear energy related activities complying with the EU Taxonomy<sup>1</sup>?**

**Yes:**

**In fossil gas**  **In nuclear energy**

**No**

<sup>1</sup> Fossil gas and/or nuclear related activities will only comply with the EU Taxonomy where they contribute to limiting climate change (“climate change mitigation”) and do not significantly harm any EU Taxonomy objective -see explanatory note in the left hand margin. The full criteria for fossil gas and nuclear energy economic activities that comply with the EU Taxonomy are laid down in Commission Delegated Regulation (EU) 2022/1214.

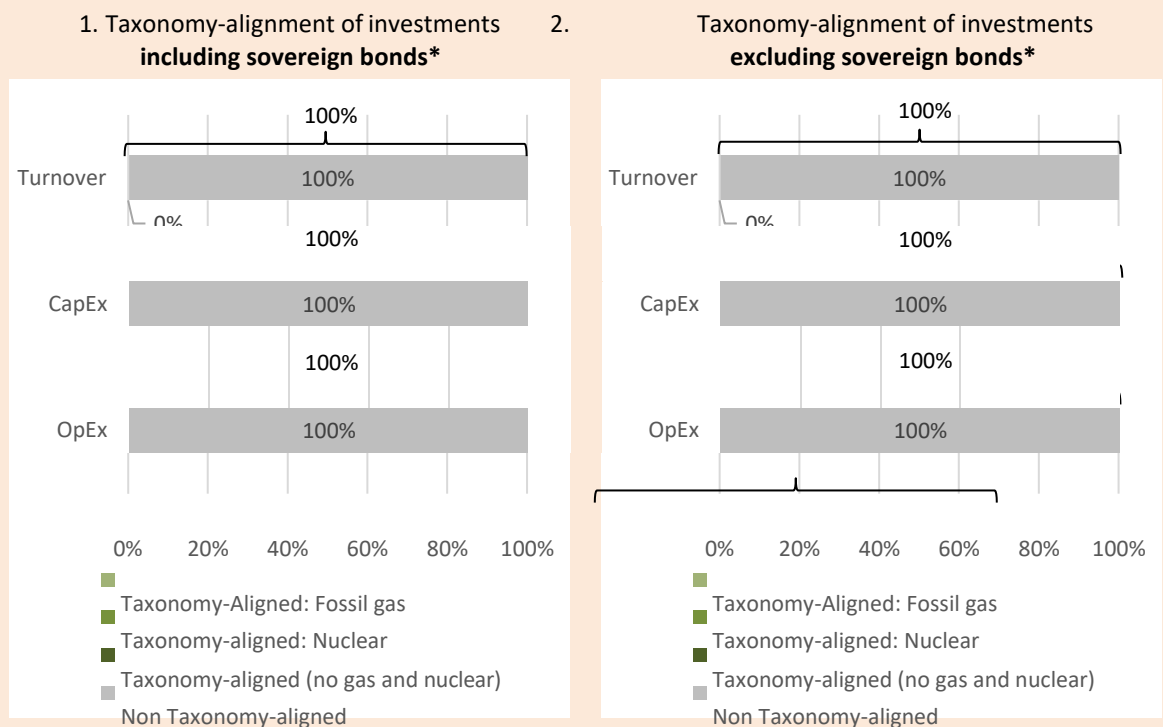
OTHER INFORMATION TO UNITHOLDERS (UNAUDITED) (CONTINUED)

4 STATEMENT REGARDING SOCIAL RESPONSIBILITY (UNAUDITED) (CONTINUED)

**The graphs below show in green the percentage of investments that were aligned with the EU Taxonomy. As there is no appropriate methodology to determine the taxonomy-alignment of sovereign bonds\*, the first graph shows the Taxonomy alignment in relation to all the investments of the financial product including sovereign bonds, while the second graph shows the Taxonomy alignment only in relation to the investments of the financial product other than sovereign bonds.**

Taxonomy-aligned activities are expressed as a share of:

- **turnover** reflecting the share of revenue from green activities of investee companies
- **capital expenditure (CapEx)** showing the green investments made by investee companies, e.g. for a transition to a green economy.
- **operational expenditure (OpEx)** reflecting green operational activities of investee companies.



\*For the purpose of these graphs, 'sovereign bonds' consist of all sovereign exposures

Where information about the degree to which the investments are in environmentally sustainable economic activities is not readily available from public disclosures by investee companies, details of whether the financial market participant obtained equivalent information directly from investee companies.

Compliance of the investments in environmentally sustainable economic activities with the requirements laid down in Article 3 of Regulation (EU) 2020/852 is not subject to an assurance provided by one or more auditors or a review by a third party. Due to lack of data, it is not possible to provide a breakdown of the proportion of the investments per each of the environmental objectives set out in Article 9 of Regulation (EU) 2020/852 to which those investments contributed.

● **What was the share of investments made in transitional and enabling activities?**

The Sub-Fund does not have any investments in transitional or enabling activities.

OTHER INFORMATION TO UNITHOLDERS (UNAUDITED) (CONTINUED)

4 STATEMENT REGARDING SOCIAL RESPONSIBILITY (UNAUDITED) (CONTINUED)



**What investments were included under “other”, what was their purpose and were there any minimum environmental or social safeguards?**

Cash is held as ancillary liquidity. There are no minimum environmental or social safeguards. Investments under “other” are not used for hedging.



**What actions have been taken to meet the environmental and/or social characteristics during the reference period?**

**Sector exclusions**

During the reference period screenings were conducted at the time of a new investment and on a regular basis during the holding period to ensure that no investee companies exceed the level of involvement in the sectors mentioned above. Sustainalytics are utilised to conduct these monthly screenings. No investee companies were sold due to the sector exclusions.

**UN Global Compact**

Before the initial investment in an investee company is made, the Investment Manager of the Sub-Fund evaluated whether the investee company were non-compliant with the 10 principles of the UN Global Compact.

**Active ownership**

Engagement is an integral part of the investment process. It is anchored directly with the portfolio management team responsible for the Sub-Fund.

<b>Total number of engagements for the period: 35</b>	
<b>Top 3 Topics within Environment</b>	Climate Change
	Energy Management
	Water Management
<b>Top 3 Topics within Social</b>	Labor Practices
	Product Quality & Safety
	Selling Practices & Product Labeling
<b>Top 3 Topics within Governance</b>	Quality of Management
	Strategy
	Business Ethics

All general meetings of investee companies are monitored and voting rights are exercised.

<b>Proxy Voting – Overview Statistics</b>		
<b>Meetings voted</b>	100%	46
<b>Proposals voted</b>	100%	1158
<b>Meetings with at least one vote against management</b>	10%	
<b>Proposal Categories (Top 3)</b>	23%	Discharge
	18%	Director Election
	18%	Formalities

OTHER INFORMATION TO UNITHOLDERS (UNAUDITED) (CONTINUED)

4 STATEMENT REGARDING SOCIAL RESPONSIBILITY (UNAUDITED) (CONTINUED)

Periodic disclosure for the financial products referred to in Article 8, paragraphs 1, 2 and 2a, of Regulation (EU) 2019/2088 and Article 6, first paragraph, of Regulation (EU) 2020/852

Product name: C WORLDWIDE GLOBAL EQUITIES

Legal entity identifier: 549300XYXLOGKJU5D716

## Environmental and/or social characteristics

**Sustainable investment** means an investment in an economic activity that contributes to an environmental or social objective, provided that the investment does not significantly harm any environmental or social objective and that the investee companies follow good governance practices.

The **EU Taxonomy** is a classification system laid down in Regulation (EU) 2020/852 establishing a list of **environmentally sustainable economic activities**. That Regulation does not lay down a list of socially sustainable economic activities. Sustainable investments with an environmental objective might be aligned with the Taxonomy or not.

### Did this financial product have a sustainable investment objective?

Yes

No

It made **sustainable investments with an environmental objective: \_\_\_\_\_%**

It **promoted Environmental/Social (E/S) characteristics** and while it did not have as its objective a sustainable investment, it had a proportion of   % of sustainable investments

in economic activities that qualify as environmentally sustainable under the EU Taxonomy

with an environmental objective in economic activities that qualify as environmentally sustainable under the EU Taxonomy

in economic activities that do not qualify as environmentally sustainable under the EU Taxonomy

with an environmental objective in economic activities that do not qualify as environmentally sustainable under the EU Taxonomy

with a social objective

It made **sustainable investments with a social objective: \_\_\_\_\_%**

It promoted E/S characteristics, but **did not make any sustainable investments**



### To what extent were the environmental and/or social characteristics by this financial product met?

**UN Global Compact:** The Sub-Fund promotes environmental and social characteristics by avoiding investments in companies which at the time of the initial investment in the opinion of the Investment Manager of the Sub-Fund are non-compliant with the 10 principles of the UN Global Compact.

**Sector exclusions:** The Sub-Fund promotes social characteristics by avoiding investments in companies exceeding a certain level of involvement in controversial weapons, military contracting, and small arms.

OTHER INFORMATION TO UNITHOLDERS (UNAUDITED) (CONTINUED)

4 STATEMENT REGARDING SOCIAL RESPONSIBILITY (UNAUDITED) (CONTINUED)

● **How did the sustainability indicators perform?**

**UN Global Compact:** All investee companies were screened at the time of the initial investment via a third-party data provider, Sustainalytics. In the opinion of the Investment Manager of the Sub-Fund no companies were non-compliant with the 10 principles of the UN Global Compact at the time of investment.

**Sector exclusions:**

**Sustainability indicators** measure how the environmental or social characteristics promoted by the financial product are attained.

Activities	Description of Activities	Level of involvement	Companies exceeding level of involvement
<b>Controversial weapons</b>	Companies involved in the core weapon system of controversial weapons, or components or services of the core weapon system that are considered tailor-made and essential for the lethal use of the weapon.	0%	0
	Companies providing components or services for the core weapon system of controversial weapons, which are either not considered tailor-made or not essential to the lethal use of the weapon.	0%	0
<b>Military contracting</b>	Companies manufacturing military weapon systems or integral, tailor-made components of these weapons.	5%	0
	Company providing tailor-made products or services that support military weapons.	5%	0
<b>Small Arms</b>	Companies involved in the manufacturing, distribution, sale or retail sale of assault weapons.	5%	0
	Companies involved in the manufacturing, distribution, sale or retail sale of small arms or key components to small arms.	5%	0

**Principal adverse impacts** are the most significant negative impacts of investment decisions on sustainability factors relating to environmental, social and employee matters, respect for human rights, anti-corruption and anti-bribery matters.

The EU Taxonomy sets out a “do not significant harm” principle by which Taxonomy-aligned investments should not significantly harm EU Taxonomy objectives and is accompanied by specific Union criteria.

The “do no significant harm” principle applies only to those investments underlying the financial product that take into account the EU criteria for environmentally sustainable economic activities. The investments underlying the remaining portion of this financial product do not take into account the EU criteria for environmentally sustainable economic activities.

Any other sustainable investments must also not significantly harm any environmental or social objectives.

## OTHER INFORMATION TO UNITHOLDERS (UNAUDITED) (CONTINUED)

## 4 STATEMENT REGARDING SOCIAL RESPONSIBILITY (UNAUDITED) (CONTINUED)



## What were the top investments of this financial product?

Largest investments	Sector	% Assets	Country
HDFC	Diversified Financials	6.5	India
Alphabet C	Media & Entertainment	6.2	United States
Novo Nordisk B	Pharmaceuticals, Biotechnology & Life Sciences	5.9	Denmark
Thermo Fisher Scientific	Pharmaceuticals, Biotechnology & Life Sciences	5.9	United States
Microsoft	Software & Services	5.1	United States
Visa	Software & Services	5.0	United States
Home Depot	Retailing	4.6	United States
Amazon.com	Retailing	4.2	United States
Sony Group	Consumer Durables & Apparel	3.9	Japan
Nestle	Food, Beverage & Tobacco	3.9	Switzerland
NextEra Energy	Utilities	3.3	United States
TSMC	Semiconductors & Semiconductor Equipment	3.2	Taiwan
ASML	Semiconductors & Semiconductor Equipment	3.2	Netherlands
AIA Group	Insurance	3.1	Hong Kong
Procter & Gamble	Household & Personal Products	3.0	United States

The list includes the investments constituting the **greatest proportion of investments** of the financial product during the reference period which is:

01/01-2022 - 31/12-2022



OTHER INFORMATION TO UNITHOLDERS (UNAUDITED) (CONTINUED)


4 STATEMENT REGARDING SOCIAL RESPONSIBILITY (UNAUDITED) (CONTINUED)



**What was the proportion of sustainability-related investments?**

● **What was the asset allocation?**

**Asset allocation** describes the share of investments in specific assets.



The investments of the Sub-Fund mainly consist of equities. All equities are used to meet the environmental or social characteristics promoted by the Sub-Fund, in accordance with the binding elements of the investment Sub-Fund (#1).

The remaining investments of the Sub-Fund consist of cash held as ancillary liquidity (#2).

● **In which economic sectors were the investments made?**

Sector	weight
Information Technology	25.4
Financials	16.9
Health Care	14.5
Consumer Discretionary	12.5
Consumer Staples	7.4
Industrials	6.3
Communication Services	6.1
Materials	3.9
Utilities	3.3
Real Estate	2.7
Energy	0

OTHER INFORMATION TO UNITHOLDERS (UNAUDITED) (CONTINUED)

4 STATEMENT REGARDING SOCIAL RESPONSIBILITY (UNAUDITED) (CONTINUED)

The sectors above, include sectors and sub-sectors of the economy that derive revenues from exploration, mining, extraction, production, processing, storage, refining or distribution, including transportation, storage and trade of fossil fuels as defined in Article 2, point (62), of Regulation (EU) 2018/1999 of the European Parliament and of the Council. The table below shows the companies which derive revenue from the explanation above:

Company	% revenue in the above involvement	Total portfolio weight
NextEra Energy, Inc.	25-50%	3.3%
Siemens AG	0-5%	2.8%
Linde Plc	0-5%	1.8%



**To what extent were sustainable investments with an environmental objective aligned with the EU Taxonomy?**

To comply with the EU Taxonomy, the criteria for **fossil gas** include limitations on emissions and switching to fully renewable power or low-carbon fuels by the end of 2035. For **nuclear energy**, the criteria include comprehensive safety and waste management rules.

**Enabling activities** directly enable other activities to make a substantial contribution to an environmental objective.

**Transitional activities** are activities for which low-carbon alternatives are not yet available and among others have greenhouse gas emission levels corresponding to the best performance.

**Did the financial product invest in fossil gas and/or nuclear energy related activities complying with the EU Taxonomy<sup>1</sup>?**

**Yes:**

**In fossil gas**  **In nuclear energy**

**No**

<sup>1</sup> Fossil gas and/or nuclear related activities will only comply with the EU Taxonomy where they contribute to limiting climate change (“climate change mitigation”) and do not significantly harm any EU Taxonomy objective -see explanatory note in the left hand margin. The full criteria for fossil gas and nuclear energy economic activities that comply with the EU Taxonomy are laid down in Commission Delegated Regulation (EU) 2022/1214.

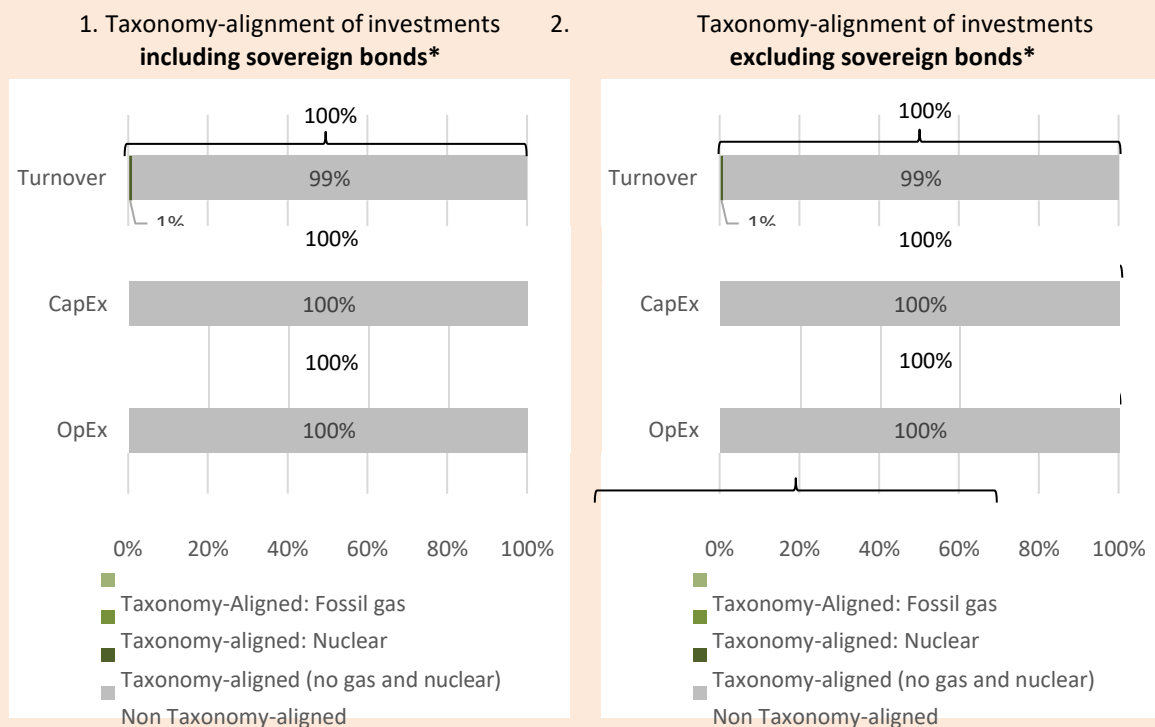
OTHER INFORMATION TO UNITHOLDERS (UNAUDITED) (CONTINUED)

4 STATEMENT REGARDING SOCIAL RESPONSIBILITY (UNAUDITED) (CONTINUED)

**The graphs below show in green the percentage of investments that were aligned with the EU Taxonomy. As there is no appropriate methodology to determine the taxonomy-alignment of sovereign bonds\*, the first graph shows the Taxonomy alignment in relation to all the investments of the financial product including sovereign bonds, while the second graph shows the Taxonomy alignment only in relation to the investments of the financial product other than sovereign bonds.**

Taxonomy-aligned activities are expressed as a share of:

- **turnover** reflecting the share of revenue from green activities of investee companies
- **capital expenditure (CapEx)** showing the green investments made by investee companies, e.g. for a transition to a green economy.
- **operational expenditure (OpEx)** reflecting green operational activities of investee companies.



\*For the purpose of these graphs, 'sovereign bonds' consist of all sovereign exposures

Where information about the degree to which the investments are in environmentally sustainable economic activities is not readily available from public disclosures by investee companies, details of whether the financial market participant obtained equivalent information directly from investee companies.

Compliance of the investments in environmentally sustainable economic activities with the requirements laid down in Article 3 of Regulation (EU) 2020/852 is not subject to an assurance provided by one or more auditors or a review by a third party. Due to lack of data, it is not possible to provide a breakdown of the proportion of the investments per each of the environmental objectives set out in Article 9 of Regulation (EU) 2020/852 to which those investments contributed.

● **What was the share of investments made in transitional and enabling activities?**

The Sub-Fund does not have any investments in transitional or enabling activities.

All data is based on an average throughout the year

OTHER INFORMATION TO UNITHOLDERS (UNAUDITED) (CONTINUED)

4 STATEMENT REGARDING SOCIAL RESPONSIBILITY (UNAUDITED) (CONTINUED)



**What investments were included under “other”, what was their purpose and were there any minimum environmental or social safeguards?**

Cash is held as ancillary liquidity. There are no minimum environmental or social safeguards. Investments under “other” are not used for hedging.



**What actions have been taken to meet the environmental and/or social characteristics during the reference period?**

**Sector exclusions**

During the reference period screenings were conducted at the time of a new investment and on a regular basis during the holding period to ensure that no investee companies exceed the level of involvement in the sectors mentioned above. Sustainalytics are utilised to conduct these monthly screenings. No investee companies were sold due to the sector exclusions.

**UN Global Compact**

Before the initial investment in an investee company is made, the Investment Manager of the Sub-Fund evaluated whether the investee company were non-compliant with the 10 principles of the UN Global Compact.

**Active ownership**

Engagement is an integral part of the investment process. It is anchored directly with the portfolio management team responsible for the Sub-Fund.

<b>Total number of engagements for the period: 59</b>	
<b>Top 3 Topics within Environment</b>	Climate Change
	Circular Economy
	Water Management
<b>Top 3 Topics within Social</b>	Employee Engagement, Diversity & Inclusion
	Employee Health & Safety
	Product Quality & Safety
<b>Top 3 Topics within Governance</b>	Strategy
	Competitive Behavior
	ESG Integration & Reporting

All general meetings of investee companies are monitored and voting rights are exercised.

<b>Proxy Voting – Overview Statistics</b>		
<b>Meetings voted</b>	100%	29
<b>Proposals voted</b>	100%	459
<b>Meetings with at least one vote against management</b>	24%	
<b>Proposal Categories (Top 3)</b>	49%	Director Election
	13%	Discharge
	6%	Auditor Related

OTHER INFORMATION TO UNITHOLDERS (UNAUDITED) (CONTINUED)

4 STATEMENT REGARDING SOCIAL RESPONSIBILITY (UNAUDITED) (CONTINUED)

Periodic disclosure for the financial products referred to in Article 8, paragraphs 1, 2 and 2a, of Regulation (EU) 2019/2088 and Article 6, first paragraph, of Regulation (EU) 2020/852

Product name: C WORLDWIDE ASIA

Legal entity identifier: 549300XFAYM69X2X2U22

## Environmental and/or social characteristics

**Sustainable investment** means an investment in an economic activity that contributes to an environmental or social objective, provided that the investment does not significantly harm any environmental or social objective and that the investee companies follow good governance practices.

The **EU Taxonomy** is a classification system laid down in Regulation (EU) 2020/852 establishing a list of **environmentally sustainable economic activities**. That Regulation does not lay down a list of socially sustainable economic activities. Sustainable investments with an environmental objective might be aligned with the Taxonomy or not.

### Did this financial product have a sustainable investment objective?

Yes

No

It made **sustainable investments with an environmental objective: \_\_\_\_\_%**

It **promoted Environmental/Social (E/S) characteristics** and while it did not have as its objective a sustainable investment, it had a proportion of   % of sustainable investments

in economic activities that qualify as environmentally sustainable under the EU Taxonomy

with an environmental objective in economic activities that qualify as environmentally sustainable under the EU Taxonomy

in economic activities that do not qualify as environmentally sustainable under the EU Taxonomy

with an environmental objective in economic activities that do not qualify as environmentally sustainable under the EU Taxonomy

with a social objective

It made **sustainable investments with a social objective: \_\_\_\_\_%**

It promoted E/S characteristics, but **did not make any sustainable investments**



### To what extent were the environmental and/or social characteristics by this financial product met?

**UN Global Compact:** The Sub-Fund promotes environmental and social characteristics by avoiding investments in companies which at the time of the initial investment in the opinion of the Investment Manager of the Sub-Fund are non-compliant with the 10 principles of the UN Global Compact.

**Sector exclusions:** The Sub-Fund promotes social characteristics by avoiding investments in companies exceeding a certain level of involvement in controversial weapons, military contracting, and small arms.

OTHER INFORMATION TO UNITHOLDERS (UNAUDITED) (CONTINUED)

4 STATEMENT REGARDING SOCIAL RESPONSIBILITY (UNAUDITED) (CONTINUED)

● **How did the sustainability indicators perform?**

**UN Global Compact:** All investee companies were screened at the time of the initial investment via a third-party data provider, Sustainalytics. In the opinion of the Investment Manager of the Sub-Fund no companies were non-compliant with the 10 principles of the UN Global Compact at the time of investment.

**Sector exclusions:**

**Sustainability indicators** measure how the environmental or social characteristics promoted by the financial product are attained

Activities	Description of Activities	Level of involvement	Companies exceeding level of involvement
<b>Controversial weapons</b>	Companies involved in the core weapon system of controversial weapons, or components or services of the core weapon system that are considered tailor-made and essential for the lethal use of the weapon.	0%	0
	Companies providing components or services for the core weapon system of controversial weapons, which are either not considered tailor-made or not essential to the lethal use of the weapon.	0%	0
<b>Military contracting</b>	Companies manufacturing military weapon systems or integral, tailor-made components of these weapons.	5%	0
	Company providing tailor-made products or services that support military weapons.	5%	0
<b>Small Arms</b>	Companies involved in the manufacturing, distribution, sale or retail sale of assault weapons.	5%	0
	Companies involved in the manufacturing, distribution, sale or retail sale of small arms or key components to small arms.	5%	0

**Principal adverse impacts** are the most significant negative impacts of investment decisions on sustainability factors relating to environmental, social and employee matters, respect for human rights, anti-corruption and anti-bribery matters.

The EU Taxonomy sets out a “do not significant harm” principle by which Taxonomy-aligned investments should not significantly harm EU Taxonomy objectives and is accompanied by specific Union criteria.

The “do no significant harm” principle applies only to those investments underlying the financial product that take into account the EU criteria for environmentally sustainable economic activities. The investments underlying the remaining portion of this financial product do not take into account the EU criteria for environmentally sustainable economic activities.

Any other sustainable investments must also not significantly harm any environmental or social objectives.

OTHER INFORMATION TO UNITHOLDERS (UNAUDITED) (CONTINUED)

4 STATEMENT REGARDING SOCIAL RESPONSIBILITY (UNAUDITED) (CONTINUED)



**What were the top investments of this financial product?**

Largest investments	Sector	% Assets	Country
TSMC	Semiconductors & Semiconductor Equipment	9.0	Taiwan
Samsung Electronics Pref.	Technology Hardware & Equipment	8.0	Korea, Republic of
Tencent Holdings	Media & Entertainment	5.9	China
Alibaba Group Holding	Retailing	5.4	China
ICICI Bank - ADR	Banks	4.0	India
AIA Group	Insurance	3.2	Hong Kong
Sunny Optical Tech	Technology Hardware & Equipment	2.6	China
HDFC	Diversified Financials	2.3	India
DBS Group	Banks	2.1	Singapore
Longi Green Energy Tech	Semiconductors & Semiconductor Equipment	2.0	China
Techtronic Industries	Capital Goods	2.0	Hong Kong
MediaTek	Semiconductors & Semiconductor Equipment	1.9	Taiwan
China Merchants Bank	Banks	1.9	China
Bank Rakyat Indonesia	Banks	1.9	Indonesia
Hong Kong Exchanges & Clearing	Diversified Financials	1.7	Hong Kong

The list includes the investments constituting the **greatest proportion of investments** of the financial product during the reference period which is:

1/1-2022 - 31/12-2022

OTHER INFORMATION TO UNITHOLDERS (UNAUDITED) (CONTINUED)

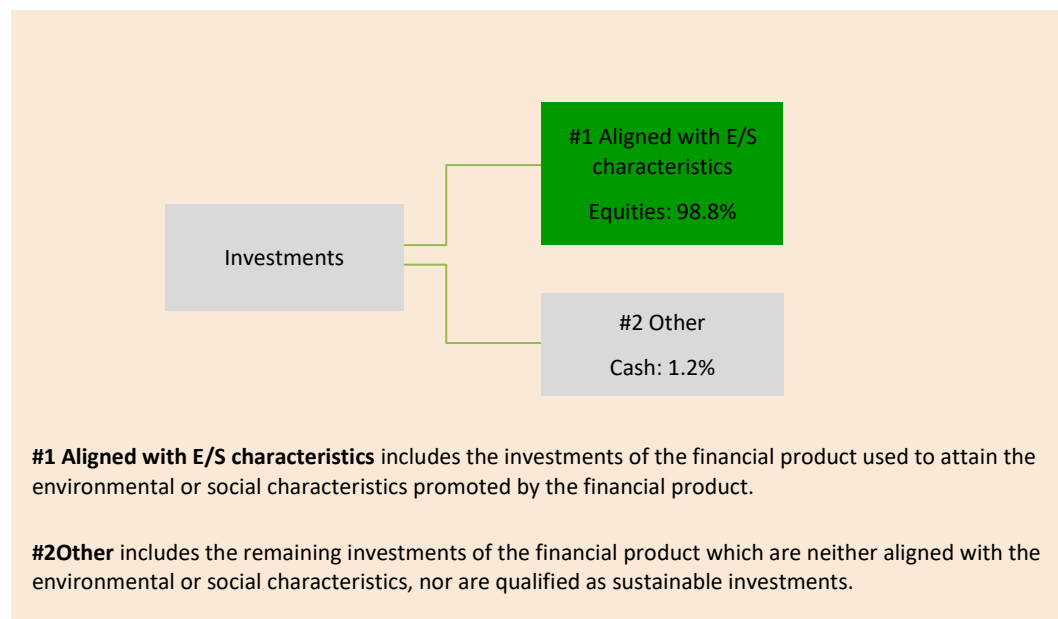
4 STATEMENT REGARDING SOCIAL RESPONSIBILITY (UNAUDITED) (CONTINUED)



**What was the proportion of sustainability-related investments?**

● **What was the asset allocation?**

**Asset allocation** describes the share of investments in specific assets.



The investments of the Sub-Fund mainly consist of equities. All equities are used to meet the environmental or social characteristics promoted by the Sub-Fund, in accordance with the binding elements of the investment Sub-Fund (#1). The remaining investments of the Sub-Fund consist of cash held as ancillary liquidity (#2).

● **In which economic sectors were the investments made?**

Sector	weight
Information Technology	30.1
Financials	28.8
Consumer Discretionary	13.2
Communication Services	7.3
Industrials	7.3
Materials	6.2
Real Estate	4.2
Consumer Staples	1.0
Health Care	0.8
Energy	0
Utilities	0



OTHER INFORMATION TO UNITHOLDERS (UNAUDITED) (CONTINUED)

4 STATEMENT REGARDING SOCIAL RESPONSIBILITY (UNAUDITED) (CONTINUED)

The sectors above, include sectors and sub-sectors of the economy that derive revenues from exploration, mining, extraction, production, processing, storage, refining or distribution, including transportation, storage and trade of fossil fuels as defined in Article 2, point (62), of Regulation (EU) 2018/1999 of the European Parliament and of the Council. The table below shows the companies which derive revenue from the explanation above:

Company	% revenue in the above involvement	Total portfolio weight
Sany Heavy Industry Co., Ltd. Class A	5-10%	0.9%



**To what extent were sustainable investments with an environmental objective aligned with the EU Taxonomy?**

- **Did the financial product invest in fossil gas and/or nuclear energy related activities complying with the EU Taxonomy<sup>1</sup>?**

Yes:

In fossil gas  In nuclear energy

No

To comply with the EU Taxonomy, the criteria for **fossil gas** include limitations on emissions and switching to fully renewable power or low-carbon fuels by the end of 2035. For **nuclear energy**, the criteria include comprehensive safety and waste management rules.

**Enabling activities** directly enable other activities to make a substantial contribution to an environmental objective.

**Transitional activities** are activities for which low-carbon alternatives are not yet available and among others have greenhouse gas emission levels corresponding to the best performance.

<sup>1</sup> Fossil gas and/or nuclear related activities will only comply with the EU Taxonomy where they contribute to limiting climate change (“climate change mitigation”) and do not significantly harm any EU Taxonomy objective -see explanatory note in the left hand margin. The full criteria for fossil gas and nuclear energy economic activities that comply with the EU Taxonomy are laid down in Commission Delegated Regulation (EU) 2022/1214.

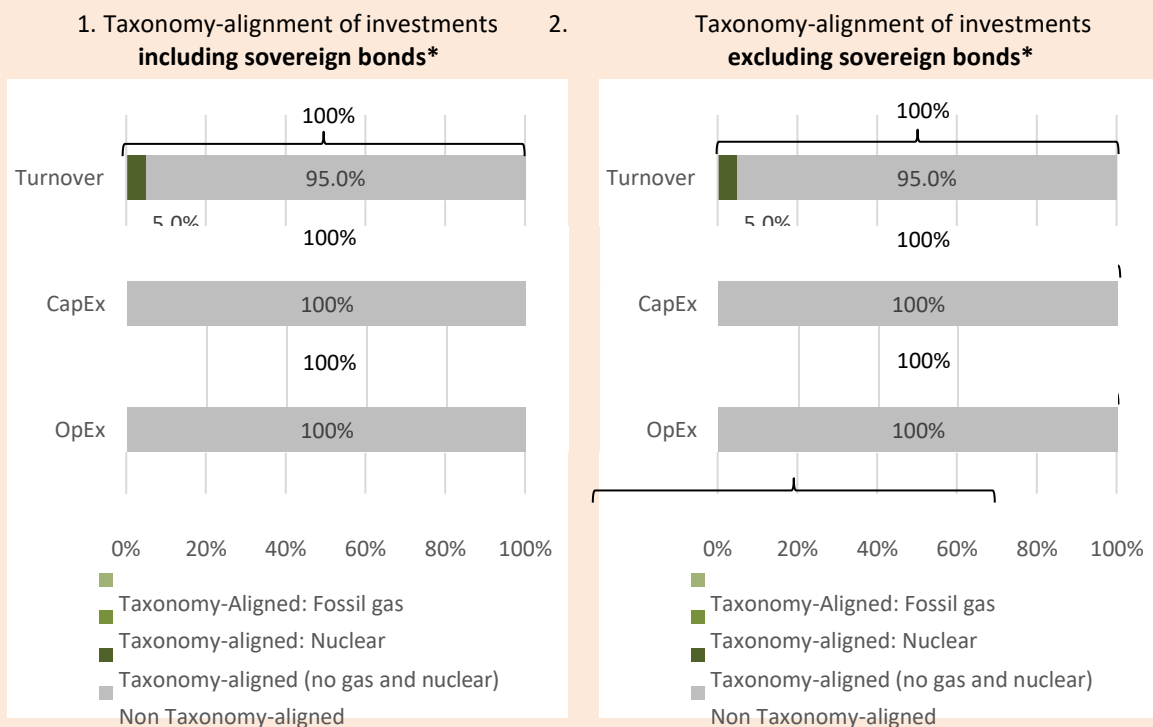
OTHER INFORMATION TO UNITHOLDERS (UNAUDITED) (CONTINUED)

4 STATEMENT REGARDING SOCIAL RESPONSIBILITY (UNAUDITED) (CONTINUED)

**The graphs below show in green the percentage of investments that were aligned with the EU Taxonomy. As there is no appropriate methodology to determine the taxonomy-alignment of sovereign bonds\*, the first graph shows the Taxonomy alignment in relation to all the investments of the financial product including sovereign bonds, while the second graph shows the Taxonomy alignment only in relation to the investments of the financial product other than sovereign bonds.**

Taxonomy-aligned activities are expressed as a share of:

- **turnover** reflecting the share of revenue from green activities of investee companies
- **capital expenditure (CapEx)** showing the green investments made by investee companies, e.g. for a transition to a green economy.
- **operational expenditure (OpEx)** reflecting green operational activities of investee companies.



\*For the purpose of these graphs, 'sovereign bonds' consist of all sovereign exposures

Where information about the degree to which the investments are in environmentally sustainable economic activities is not readily available from public disclosures by investee companies, details of whether the financial market participant obtained equivalent information directly from investee companies.

Compliance of the investments in environmentally sustainable economic activities with the requirements laid down in Article 3 of Regulation (EU) 2020/852 is not subject to an assurance provided by one or more auditors or a review by a third party. Due to lack of data, it is not possible to provide a breakdown of the proportion of the investments per each of the environmental objectives set out in Article 9 of Regulation (EU) 2020/852 to which those investments contributed.

● **What was the share of investments made in transitional and enabling activities?**

The Sub-Fund is 4.83% aligned with the EU Taxonomy through enabling activities only.

OTHER INFORMATION TO UNITHOLDERS (UNAUDITED) (CONTINUED)

4 STATEMENT REGARDING SOCIAL RESPONSIBILITY (UNAUDITED) (CONTINUED)



**What investments were included under “other”, what was their purpose and were there any minimum environmental or social safeguards?**

Cash is held as ancillary liquidity. There are no minimum environmental or social safeguards. Investments under “other” are not used for hedging.



**What actions have been taken to meet the environmental and/or social characteristics during the reference period?**

**Sector exclusions**

During the reference period screenings were conducted at the time of a new investment and on a regular basis during the holding period to ensure that no investee companies exceed the level of involvement in the sectors mentioned above. Sustainalytics are utilised to conduct these monthly screenings. No investee companies were sold due to the sector exclusions.

**UN Global Compact**

Before the initial investment in an investee company is made, the Investment Manager of the Sub-Fund evaluated whether the investee company were non-compliant with the 10 principles of the UN Global Compact.

**Active ownership**

Engagement is an integral part of the investment process. It is anchored directly with the portfolio management team responsible for the Sub-Fund.

<b>Total number of engagements for the period: 23</b>	
<b>Top 3 Topics within Environment</b>	Climate Change
	Waste Management
	Circular Economy
<b>Top 3 Topics within Social</b>	Employee Engagement, Diversity & Inclusion
	Labor Practices
	Product Quality & Safety
<b>Top 3 Topics within Governance</b>	Strategy
	Competitive Behavior
	Risk Management

All general meetings of investee companies are monitored and voting rights are exercised.

<b>Proxy Voting – Overview Statistics</b>		
<b>Meetings voted</b>	100%	87
<b>Proposals voted</b>	100%	692
<b>Meetings with at least one vote against management</b>	42%	
<b>Proposal Categories (Top 3)</b>	23%	Routine Business
	16%	Director Election
	7%	Auditor Business

OTHER INFORMATION TO UNITHOLDERS (UNAUDITED) (CONTINUED)

4 STATEMENT REGARDING SOCIAL RESPONSIBILITY (UNAUDITED) (CONTINUED)

Periodic disclosure for the financial products referred to in Article 8, paragraphs 1, 2 and 2a, of Regulation (EU) 2019/2088 and Article 6, first paragraph, of Regulation (EU) 2020/852

Product name: C WORLDWIDE GLOBAL EQUITIES ETHICAL

Legal entity identifier: 549300M00ZN96E17SE52

## Environmental and/or social characteristics

### Did this financial product have a sustainable investment objective?

Yes

No

It made **sustainable investments with an environmental objective**: \_\_\_\_%

It **promoted Environmental/Social (E/S) characteristics** and while it did not have as its objective a sustainable investment, it had a proportion of \_% of sustainable investments

in economic activities that qualify as environmentally sustainable under the EU Taxonomy

with an environmental objective in economic activities that qualify as environmentally sustainable under the EU Taxonomy

in economic activities that do not qualify as environmentally sustainable under the EU Taxonomy

with an environmental objective in economic activities that do not qualify as environmentally sustainable under the EU Taxonomy

with a social objective

It made **sustainable investments with a social objective**: \_\_\_\_%

It promoted E/S characteristics, but **did not make any sustainable investments**

**Sustainable investment** means an investment in an economic activity that contributes to an environmental or social objective, provided that the investment does not significantly harm any environmental or social objective and that the investee companies follow good governance practices.

The **EU Taxonomy** is a classification system laid down in Regulation (EU) 2020/852 establishing a list of **environmentally sustainable economic activities**. That Regulation does not lay down a list of socially sustainable economic activities. Sustainable investments with an environmental objective might be aligned with the Taxonomy or not.



### To what extent were the environmental and/or social characteristics by this financial product met?

**UN Global Compact:** The Sub-Fund promotes environmental and social characteristics by avoiding investments in companies which at the time of the initial investment in the opinion of the Investment Manager of the Sub-Fund are non-compliant with the 10 principles of the UN Global Compact.

**Sector exclusions:** The Sub-Fund promotes social characteristics by avoiding investments in companies exceeding a certain level of involvement in controversial weapons, military contracting, small arms, adult entertainment, alcoholic beverages, gambling, tobacco products, oil & gas, thermal coal, oil sands, and shale energy.

OTHER INFORMATION TO UNITHOLDERS (UNAUDITED) (CONTINUED)

4 STATEMENT REGARDING SOCIAL RESPONSIBILITY (UNAUDITED) (CONTINUED)

● **How did the sustainability indicators perform?**

**UN Global Compact:** All investee companies were screened at the time of the initial investment via a third-party data provider, Sustainalytics. In the opinion of the Investment Manager of the Sub-Fund no companies were non-compliant with the 10 principles of the UN Global Compact at the time of investment.

**Sector exclusions:**

**Sustainability indicators** measure how the environmental or social characteristics promoted by the financial product are attained.

Activities	Description of Activities	Level of involvement	Companies exceeding level of involvement
<b>Controversial weapons</b>	Companies involved in the core weapon system of controversial weapons, or components or services of the core weapon system that are considered tailor-made and essential for the lethal use of the weapon.	0%	0
	Companies providing components or services for the core weapon system of controversial weapons, which are either not considered tailor-made or not essential to the lethal use of the weapon.	0%	0
<b>Military contracting</b>	Companies manufacturing military weapon systems or integral, tailor-made components of these weapons.	0%	0
	Company providing tailor-made products or services that support military weapons.	0%	0
<b>Small Arms</b>	Companies involved in the manufacturing, distribution, sale or retail sale of assault weapons.	5%	0
	Companies involved in the manufacturing, distribution, sale or retail sale of small arms or key components to small arms.	5%	0
<b>Adult entertainment</b>	Companies involved in the production or distribution of adult entertainment or owning or operating adult entertainment establishments.	5%	0
<b>Alcoholic beverages</b>	Companies involved in the manufacturing, distribution or retail sale of alcoholic beverages or in supplying alcohol-related products or services to alcoholic beverage manufacturers.	5%	0
<b>Gambling</b>	Companies owning or operating gambling establishments, manufacturing specialized equipment used exclusively for gambling or providing supporting products or services to gambling operations.	5%	0
<b>Tobacco products</b>	Companies involved in the manufacturing, distribution or retail sale of tobacco products or in the supply of tobacco-related products or services.	5%	0
<b>Oil &amp; gas</b>	Companies involved in oil and gas exploration, production, refining, transportation, or storage.	5%	0

OTHER INFORMATION TO UNITHOLDERS (UNAUDITED) (CONTINUED)

4 STATEMENT REGARDING SOCIAL RESPONSIBILITY (UNAUDITED) (CONTINUED)

	Companies involved in the generation of electricity from oil or gas.	10%	0
<b>Thermal coal</b>	Companies involved in thermal coal extraction.	0%	0
	Companies involved in the generation of electricity from thermal coal.	5%	0
<b>Oil sands</b>	Companies involved in oil sands extraction.	0%	0
<b>Shale energy</b>	Companies involved in shale energy exploration or production.	0%	0

**Principal adverse impacts** are the most significant negative impacts of investment decisions on sustainability factors relating to environmental, social and employee matters, respect for human rights, anti-corruption and anti-bribery matters.

The EU Taxonomy sets out a “do not significant harm” principle by which Taxonomy-aligned investments should not significantly harm EU Taxonomy objectives and is accompanied by specific Union criteria.

The “do no significant harm” principle applies only to those investments underlying the financial product that take into account the EU criteria for environmentally sustainable economic activities. The investments underlying the remaining portion of this financial product do not take into account the EU criteria for environmentally sustainable economic activities.

Any other sustainable investments must also not significantly harm any environmental or social objectives.

OTHER INFORMATION TO UNITHOLDERS (UNAUDITED) (CONTINUED)

4 STATEMENT REGARDING SOCIAL RESPONSIBILITY (UNAUDITED) (CONTINUED)



**What were the top investments of this financial product?**

Largest investments	Sector	% Assets	Country
HDFC	Diversified Financials	6.6	India
Alphabet C	Media & Entertainment	6.1	United States
Thermo Fisher Scientific	Pharmaceuticals, Biotechnology & Life Sciences	6	United States
Novo Nordisk B	Pharmaceuticals, Biotechnology & Life Sciences	5.8	Denmark
Visa	Software & Services	5	United States
Microsoft	Software & Services	4.9	United States
Home Depot	Retailing	4.5	United States
Sony Group	Consumer Durables & Apparel	4.5	Japan
Nestle	Food, Beverage & Tobacco	4.1	Switzerland
Procter & Gamble	Household & Personal Products	4	United States
Amazon.com	Retailing	3.9	United States
ASML	Semiconductors & Semiconductor Equipment	3.6	Netherlands
Ferguson	Capital Goods	3.4	United Kingdom
TSMC	Semiconductors & Semiconductor Equipment	3.3	Taiwan
Hoya	Health Care Equipment & Services	2.8	Japan

The list includes the investments constituting the greatest proportion of investments of the financial product during the reference period which is:

01/01-2022 - 31/12-2022

OTHER INFORMATION TO UNITHOLDERS (UNAUDITED) (CONTINUED)

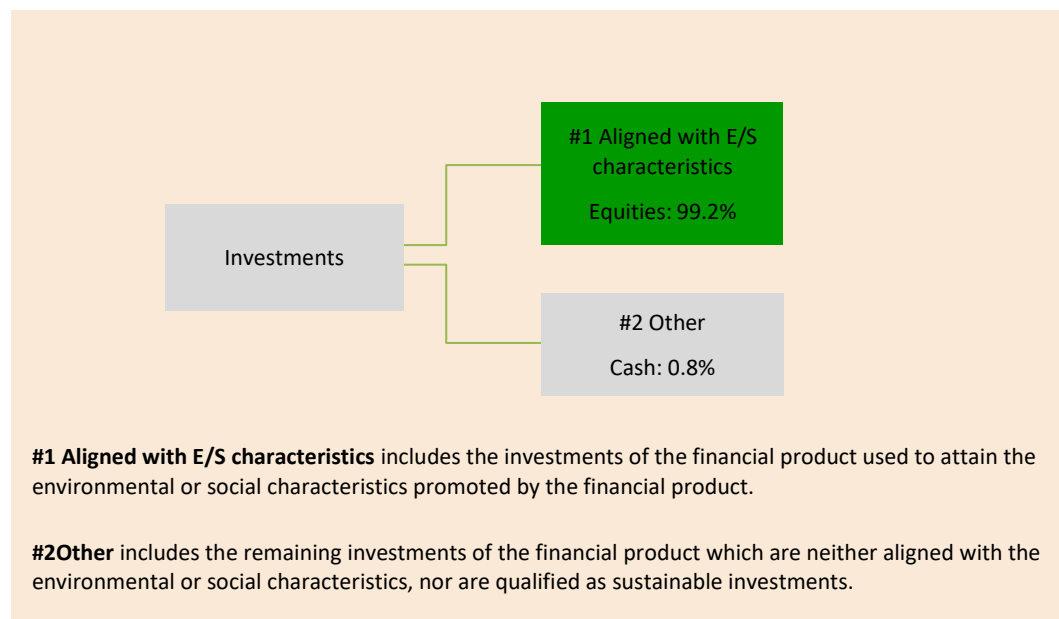
4 STATEMENT REGARDING SOCIAL RESPONSIBILITY (UNAUDITED) (CONTINUED)



**What was the proportion of sustainability-related investments?**

● **What was the asset allocation?**

**Asset allocation** describes the share of investments in specific assets.



The investments of the Sub-Fund mainly consist of equities. All equities are used to meet the environmental or social characteristics promoted by the Sub-Fund, in accordance with the binding elements of the investment Sub-Fund (#1).

The remaining investments of the Sub-Fund consist of cash held as ancillary liquidity (#2).

● **In which economic sectors were the investments made?**

Sector	weight
Information Technology	26.3
Financials	16.3
Health Care	14.5
Consumer Discretionary	12.7
Consumer Staples	8.6
Industrials	8.5
Communication Services	6
Materials	4
Real Estate	2.3
Energy	0
Utilities	0



OTHER INFORMATION TO UNITHOLDERS (UNAUDITED) (CONTINUED)

4 STATEMENT REGARDING SOCIAL RESPONSIBILITY (UNAUDITED) (CONTINUED)

The sectors above, include sectors and sub-sectors of the economy that derive revenues from exploration, mining, extraction, production, processing, storage, refining or distribution, including transportation, storage and trade of fossil fuels as defined in Article 2, point (62), of Regulation (EU) 2018/1999 of the European Parliament and of the Council. The table below shows the companies which derive revenue from the explanation above:

Company	% revenue in the above involvement	Total portfolio weight
Linde Plc	0-5%	1.8%



**To what extent were sustainable investments with an environmental objective aligned with the EU Taxonomy?**

- *Did the financial product invest in fossil gas and/or nuclear energy related activities complying with the EU Taxonomy<sup>1</sup>?*

Yes:

In fossil gas  In nuclear energy

No

To comply with the EU Taxonomy, the criteria for **fossil gas** include limitations on emissions and switching to fully renewable power or low-carbon fuels by the end of 2035. For **nuclear energy**, the criteria include comprehensive safety and waste management rules.

**Enabling activities** directly enable other activities to make a substantial contribution to an environmental objective.

**Transitional activities** are activities for which low-carbon alternatives are not yet available and among others have greenhouse gas emission levels corresponding to the best performance.

<sup>1</sup> Fossil gas and/or nuclear related activities will only comply with the EU Taxonomy where they contribute to limiting climate change (“climate change mitigation”) and do not significantly harm any EU Taxonomy objective -see explanatory note in the left hand margin. The full criteria for fossil gas and nuclear energy economic activities that comply with the EU Taxonomy are laid down in Commission Delegated Regulation (EU) 2022/1214.

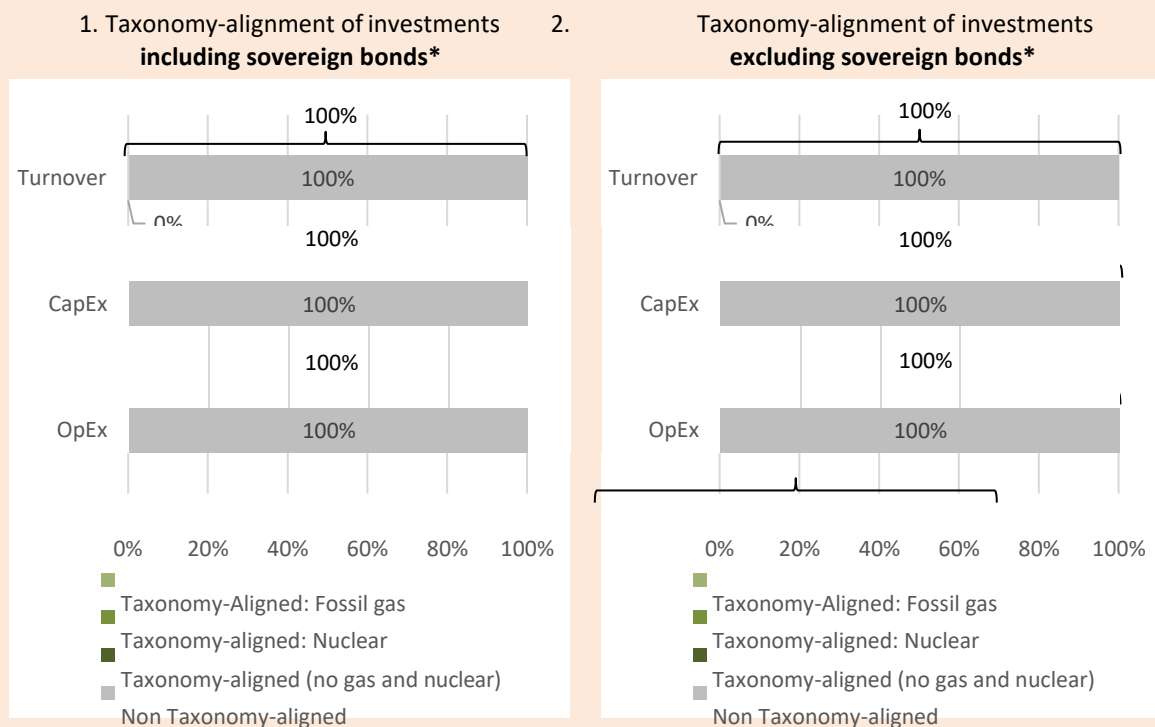
OTHER INFORMATION TO UNITHOLDERS (UNAUDITED) (CONTINUED)

4 STATEMENT REGARDING SOCIAL RESPONSIBILITY (UNAUDITED) (CONTINUED)

**The graphs below show in green the percentage of investments that were aligned with the EU Taxonomy. As there is no appropriate methodology to determine the taxonomy-alignment of sovereign bonds\*, the first graph shows the Taxonomy alignment in relation to all the investments of the financial product including sovereign bonds, while the second graph shows the Taxonomy alignment only in relation to the investments of the financial product other than sovereign bonds.**

Taxonomy-aligned activities are expressed as a share of:

- **turnover** reflecting the share of revenue from green activities of investee companies
- **capital expenditure (CapEx)** showing the green investments made by investee companies, e.g. for a transition to a green economy.
- **operational expenditure (OpEx)** reflecting green operational activities of investee companies.



\*For the purpose of these graphs, 'sovereign bonds' consist of all sovereign exposures

Where information about the degree to which the investments are in environmentally sustainable economic activities is not readily available from public disclosures by investee companies, details of whether the financial market participant obtained equivalent information directly from investee companies.

Compliance of the investments in environmentally sustainable economic activities with the requirements laid down in Article 3 of Regulation (EU) 2020/852 is not subject to an assurance provided by one or more auditors or a review by a third party. Due to lack of data, it is not possible to provide a breakdown of the proportion of the investments per each of the environmental objectives set out in Article 9 of Regulation (EU) 2020/852 to which those investments contributed.

● **What was the share of investments made in transitional and enabling activities?**

The Sub-Fund does not have any investments in transitional or enabling activities.

OTHER INFORMATION TO UNITHOLDERS (UNAUDITED) (CONTINUED)

4 STATEMENT REGARDING SOCIAL RESPONSIBILITY (UNAUDITED) (CONTINUED)



**What investments were included under “other”, what was their purpose and were there any minimum environmental or social safeguards?**

Cash is held as ancillary liquidity. There are no minimum environmental or social safeguards. Investments under “other” are not used for hedging.



**What actions have been taken to meet the environmental and/or social characteristics during the reference period?**

**Sector exclusions**

During the reference period screenings were conducted at the time of a new investment and on a regular basis during the holding period to ensure that no investee companies exceed the level of involvement in the sectors mentioned above. Sustainalytics are utilised to conduct these monthly screenings. No investee companies were sold due to the sector exclusions.

**UN Global Compact**

Before the initial investment in an investee company is made, the Investment Manager of the Sub-Fund evaluated whether the investee company were non-compliant with the 10 principles of the UN Global Compact.

**Active ownership**

Engagement is an integral part of the investment process. It is anchored directly with the portfolio management team responsible for the Sub-Fund.

<b>Total number of engagements for the period: 29</b>	
<b>Top 3 Topics within Environment</b>	Climate Change
	Circular Economy
	Water Management
<b>Top 3 Topics within Social</b>	Employee Engagement, Diversity & Inclusion
	Employee Health & Safety
	Product Quality & Safety
<b>Top 3 Topics within Governance</b>	Strategy
	Business Ethics
	ESG Integration & Reporting

All general meetings of investee companies are monitored and voting rights are exercised.

<b>Proxy Voting – Overview Statistics</b>		
<b>Meetings voted</b>	100%	28
<b>Proposals voted</b>	100%	432
<b>Meetings with at least one vote against management</b>	25%	
<b>Proposal Categories (Top 3)</b>	52%	Director Election
	7%	Discharge
	6%	Routine Business

OTHER INFORMATION TO UNITHOLDERS (UNAUDITED) (CONTINUED)

4 STATEMENT REGARDING SOCIAL RESPONSIBILITY (UNAUDITED) (CONTINUED)

Periodic disclosure for the financial products referred to in Article 8, paragraphs 1, 2 and 2a, of Regulation (EU) 2019/2088 and Article 6, first paragraph, of Regulation (EU) 2020/852

Product name: C WORLDWIDE INDIA

Legal entity identifier: 5493000M8QEYBQDR5T18

## Environmental and/or social characteristics

**Sustainable investment** means an investment in an economic activity that contributes to an environmental or social objective, provided that the investment does not significantly harm any environmental or social objective and that the investee companies follow good governance practices.

The **EU Taxonomy** is a classification system laid down in Regulation (EU) 2020/852 establishing a list of **environmentally sustainable economic activities**. That Regulation does not lay down a list of socially sustainable economic activities. Sustainable investments with an environmental objective might be aligned with the Taxonomy or not.

### Did this financial product have a sustainable investment objective?

Yes

No

It made **sustainable investments with an environmental objective: \_\_\_\_\_%**

It **promoted Environmental/Social (E/S) characteristics** and while it did not have as its objective a sustainable investment, it had a proportion of   % of sustainable investments

in economic activities that qualify as environmentally sustainable under the EU Taxonomy

with an environmental objective in economic activities that qualify as environmentally sustainable under the EU Taxonomy

in economic activities that do not qualify as environmentally sustainable under the EU Taxonomy

with an environmental objective in economic activities that do not qualify as environmentally sustainable under the EU Taxonomy

with a social objective

It made **sustainable investments with a social objective: \_\_\_\_\_%**

It promoted E/S characteristics, but **did not make any sustainable investments**



### To what extent were the environmental and/or social characteristics by this financial product met?

**UN Global Compact:** The Sub-Fund promotes environmental and social characteristics by avoiding investments in companies which at the time of the initial investment in the opinion of the Investment Manager of the Sub-Fund are non-compliant with the 10 principles of the UN Global Compact.

**Sector exclusions:** The Sub-Fund promotes social characteristics by avoiding investments in companies exceeding a certain level of involvement in controversial weapons, military contracting, and small arms.

OTHER INFORMATION TO UNITHOLDERS (UNAUDITED) (CONTINUED)

4 STATEMENT REGARDING SOCIAL RESPONSIBILITY (UNAUDITED) (CONTINUED)

**Sustainability indicators** measure how the environmental or social characteristics promoted by the financial product are attained.

● **How did the sustainability indicators perform?**

**UN Global Compact:** All investee companies were screened at the time of the initial investment via a third-party data provider, Sustainalytics. In the opinion of the Investment Manager of the Sub-Fund no companies were non-compliant with the 10 principles of the UN Global Compact at the time of investment.

**Sector exclusions:**

Activities	Description of Activities	Level of involvement	Companies exceeding level of involvement
<b>Controversial weapons</b>	Companies involved in the core weapon system of controversial weapons, or components or services of the core weapon system that are considered tailor-made and essential for the lethal use of the weapon.	0%	0
	Companies providing components or services for the core weapon system of controversial weapons, which are either not considered tailor-made or not essential to the lethal use of the weapon.	0%	0
<b>Military contracting</b>	Companies manufacturing military weapon systems or integral, tailor-made components of these weapons.	5%	0
	Company providing tailor-made products or services that support military weapons.	5%	0
<b>Small Arms</b>	Companies involved in the manufacturing, distribution, sale or retail sale of assault weapons.	5%	0
	Companies involved in the manufacturing, distribution, sale or retail sale of small arms or key components to small arms.	5%	0

**Principal adverse impacts** are the most significant negative impacts of investment decisions on sustainability factors relating to environmental, social and employee matters, respect for human rights, anti-corruption and anti-bribery matters.

The EU Taxonomy sets out a “do not significant harm” principle by which Taxonomy-aligned investments should not significantly harm EU Taxonomy objectives and is accompanied by specific Union criteria.

The “do no significant harm” principle applies only to those investments underlying the financial product that take into account the EU criteria for environmentally sustainable economic activities. The investments underlying the remaining portion of this financial product do not take into account the EU criteria for environmentally sustainable economic activities.

Any other sustainable investments must also not significantly harm any environmental or social objectives.

OTHER INFORMATION TO UNITHOLDERS (UNAUDITED) (CONTINUED)

4 STATEMENT REGARDING SOCIAL RESPONSIBILITY (UNAUDITED) (CONTINUED)



**What were the top investments of this financial product?**

Largest investments	Sector	% Assets	Country
Infosys - ADR	Software & Services	8.2	India
ICICI Bank - ADR	Banks	8.0	India
Reliance Industries	Energy	6.6	India
HDFC Bank	Banks	5.9	India
HDFC	Diversified Financials	3.7	India
Bharti Airtel	Telecommunication Services	3.0	India
HCL Technologies	Software & Services	2.4	India
Amber Enterprises India	Consumer Durables & Apparel	2.3	India
UltraTech Cement	Materials	2.3	India
Indian Energy Exchange	Diversified Financials	2.3	India
Tata Consultancy Services	Software & Services	2.1	India
Asian Paints	Materials	2.1	India
Godrej Properties	Real Estate	2.1	India
Kajaria Ceramics	Capital Goods	2.1	India
State Bank of India - GDR	Banks	2.1	India

The list includes the investments constituting the **greatest proportion of investments** of the financial product during the reference period which is:

01/01-2022 - 31/12-2022

OTHER INFORMATION TO UNITHOLDERS (UNAUDITED) (CONTINUED)

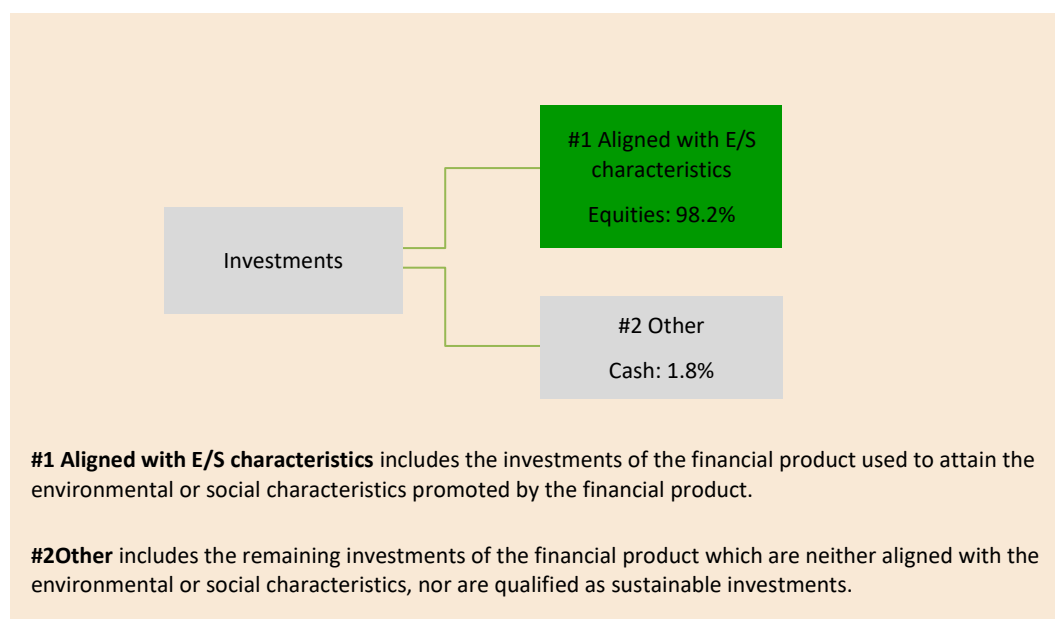
4 STATEMENT REGARDING SOCIAL RESPONSIBILITY (UNAUDITED) (CONTINUED)



**What was the proportion of sustainability-related investments?**

● **What was the asset allocation?**

**Asset allocation** describes the share of investments in specific assets.



The investments of the Sub-Fund mainly consist of equities. All equities are used to meet the environmental or social characteristics promoted by the Sub-Fund, in accordance with the binding elements of the investment Sub-Fund (#1).

The remaining investments of the Sub-Fund consist of cash held as ancillary liquidity (#2).

● **In which economic sectors were the investments made?**

Sector	weight
Financials	32.3
Information Technology	16.0
Industrials	14.9
Real Estate	6.7
Energy	6.5
Materials	6.3
Consumer Discretionary	5.8
Consumer Staples	3.6
Communication Services	2.9
Utilities	1.6
Health Care	1.5

OTHER INFORMATION TO UNITHOLDERS (UNAUDITED) (CONTINUED)

4 STATEMENT REGARDING SOCIAL RESPONSIBILITY (UNAUDITED) (CONTINUED)

The sectors above, include sectors and sub-sectors of the economy that derive revenues from exploration, mining, extraction, production, processing, storage, refining or distribution, including transportation, storage and trade of fossil fuels as defined in Article 2, point (62), of Regulation (EU) 2018/1999 of the European Parliament and of the Council. The table below shows the companies which derive revenue from the explanation above:

Company	% revenue in the above involvement	Total portfolio weight
Reliance Industries Limited	25-50%	6.5%



**To what extent were sustainable investments with an environmental objective aligned with the EU Taxonomy?**

- **Did the financial product invest in fossil gas and/or nuclear energy related activities complying with the EU Taxonomy<sup>1</sup>?**

Yes:

In fossil gas  In nuclear energy

No

To comply with the EU Taxonomy, the criteria for **fossil gas** include limitations on emissions and switching to fully renewable power or low-carbon fuels by the end of 2035. For **nuclear energy**, the criteria include comprehensive safety and waste management rules.

**Enabling activities** directly enable other activities to make a substantial contribution to an environmental objective.

**Transitional activities** are activities for which low-carbon alternatives are not yet available and among others have greenhouse gas emission levels corresponding to the best performance.

<sup>1</sup> Fossil gas and/or nuclear related activities will only comply with the EU Taxonomy where they contribute to limiting climate change (“climate change mitigation”) and do not significantly harm any EU Taxonomy objective -see explanatory note in the left hand margin. The full criteria for fossil gas and nuclear energy economic activities that comply with the EU Taxonomy are laid down in Commission Delegated Regulation (EU) 2022/1214.



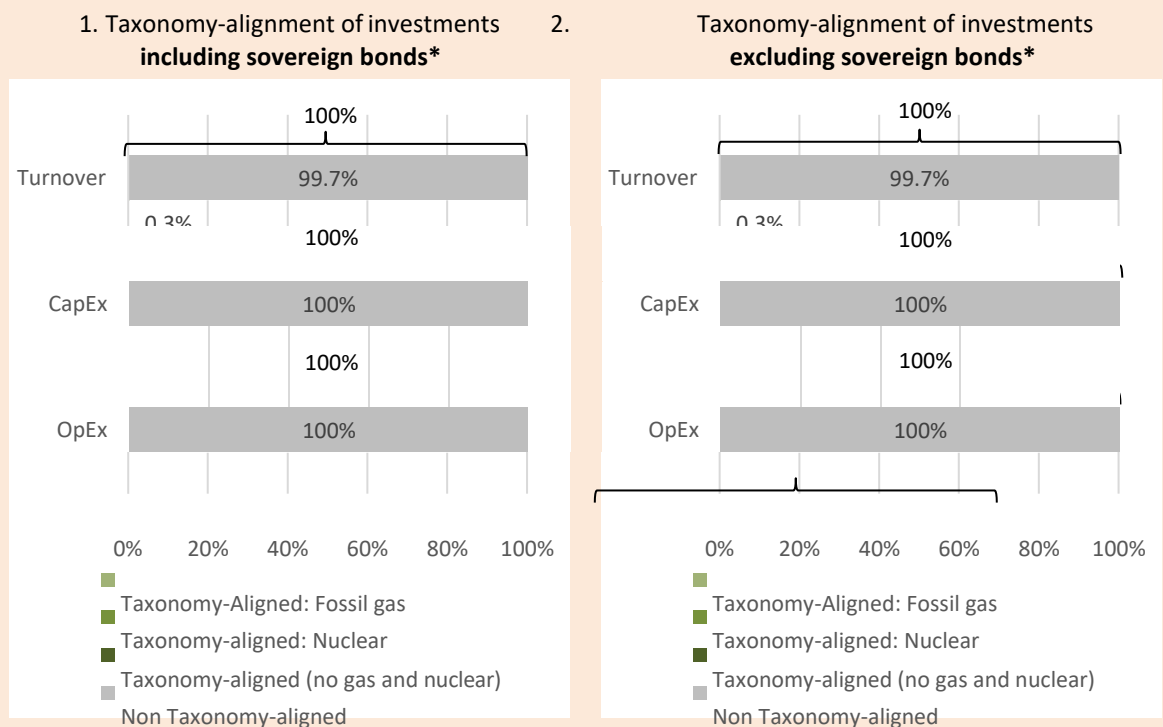
OTHER INFORMATION TO UNITHOLDERS (UNAUDITED) (CONTINUED)

4 STATEMENT REGARDING SOCIAL RESPONSIBILITY (UNAUDITED) (CONTINUED)

**The graphs below show in green the percentage of investments that were aligned with the EU Taxonomy. As there is no appropriate methodology to determine the taxonomy-alignment of sovereign bonds\*, the first graph shows the Taxonomy alignment in relation to all the investments of the financial product including sovereign bonds, while the second graph shows the Taxonomy alignment only in relation to the investments of the financial product other than sovereign bonds.**

Taxonomy-aligned activities are expressed as a share of:

- **turnover** reflecting the share of revenue from green activities of investee companies
- **capital expenditure (CapEx)** showing the green investments made by investee companies, e.g. for a transition to a green economy.
- **operational expenditure (OpEx)** reflecting green operational activities of investee companies.



\*For the purpose of these graphs, 'sovereign bonds' consist of all sovereign exposures

Where information about the degree to which the investments are in environmentally sustainable economic activities is not readily available from public disclosures by investee companies, details of whether the financial market participant obtained equivalent information directly from investee companies.

Compliance of the investments in environmentally sustainable economic activities with the requirements laid down in Article 3 of Regulation (EU) 2020/852 is not subject to an assurance provided by one or more auditors or a review by a third party. Due to lack of data, it is not possible to provide a breakdown of the proportion of the investments per each of the environmental objectives set out in Article 9 of Regulation (EU) 2020/852 to which those investments contributed.

**What was the share of investments made in transitional and enabling activities?**

The Sub-Fund does not have any investments in transitional or enabling activities.

OTHER INFORMATION TO UNITHOLDERS (UNAUDITED) (CONTINUED)

4 STATEMENT REGARDING SOCIAL RESPONSIBILITY (UNAUDITED) (CONTINUED)



**What investments were included under “other”, what was their purpose and were there any minimum environmental or social safeguards?**

Cash is held as ancillary liquidity. There are no minimum environmental or social safeguards. Investments under “other” are not used for hedging.



**What actions have been taken to meet the environmental and/or social characteristics during the reference period?**

**Sector exclusions**

During the reference period screenings were conducted at the time of a new investment and on a regular basis during the holding period to ensure that no investee companies exceed the level of involvement in the sectors mentioned above. Sustainalytics are utilised to conduct these monthly screenings. No investee companies were sold due to the sector exclusions.

**UN Global Compact**

Before the initial investment in an investee company is made, the Investment Manager of the Sub-Fund evaluated whether the investee company were non-compliant with the 10 principles of the UN Global Compact.

**Active ownership**

Engagement is an integral part of the investment process. It is anchored directly with the portfolio management team responsible for the Sub-Fund.

<b>Total number of engagements for the period: 24</b>	
<b>Top 3 Topics within Environment</b>	Water Management
	Energy Management
	Waste Management
<b>Top 3 Topics within Social</b>	Labor Practices
	Product Quality & Safety
	Employee Engagement, Diversity & Inclusion
<b>Top 3 Topics within Governance</b>	Strategy
	Competitive Behavior
	ESG Integration & Reporting

All general meetings of investee companies are monitored and voting rights are exercised.

<b>Proxy Voting – Overview Statistics</b>		
<b>Meetings voted</b>	100%	69
<b>Proposals voted</b>	100%	405
<b>Meetings with at least one vote against management</b>	33%	
<b>Proposal Categories (Top 3)</b>	25%	Director Election
	23%	Routine Business
	15%	Related-Party Transactions

OTHER INFORMATION TO UNITHOLDERS (UNAUDITED) (CONTINUED)

4 STATEMENT REGARDING SOCIAL RESPONSIBILITY (UNAUDITED) (CONTINUED)

Periodic disclosure for the financial products referred to in Article 8, paragraphs 1, 2 and 2a, of Regulation (EU) 2019/2088 and Article 6, first paragraph, of Regulation (EU) 2020/852

Product name: C WORLDWIDE Centuria Global Equities

Legal entity identifier: 549300Z2JV5OS16IOP69

## Environmental and/or social characteristics

**Sustainable investment** means an investment in an economic activity that contributes to an environmental or social objective, provided that the investment does not significantly harm any environmental or social objective and that the investee companies follow good governance practices.

The **EU Taxonomy** is a classification system laid down in Regulation (EU) 2020/852 establishing a list of **environmentally sustainable economic activities**. That Regulation does not lay down a list of socially sustainable economic activities. Sustainable investments with an environmental objective might be aligned with the Taxonomy or not.

**Did this financial product have a sustainable investment objective?**

Yes

No

It made **sustainable investments with an environmental objective: \_\_\_\_\_%**

It **promoted Environmental/Social (E/S) characteristics** and while it did not have as its objective a sustainable investment, it had a proportion of   % of sustainable investments

in economic activities that qualify as environmentally sustainable under the EU Taxonomy

with an environmental objective in economic activities that qualify as environmentally sustainable under the EU Taxonomy

in economic activities that do not qualify as environmentally sustainable under the EU Taxonomy

with an environmental objective in economic activities that do not qualify as environmentally sustainable under the EU Taxonomy

with a social objective

It made **sustainable investments with a social objective: \_\_\_\_\_%**

It promoted E/S characteristics, but **did not make any sustainable investments**



**To what extent were the environmental and/or social characteristics by this financial product met?**

**UN Global Compact:** The Sub-Fund promotes environmental and social characteristics by avoiding investments in companies which at the time of the initial investment in the opinion of the Investment Manager of the Sub-Fund are non-compliant with the 10 principles of the UN Global Compact.

**Sector exclusions:** The Sub-Fund promotes social characteristics by avoiding investments in companies exceeding a certain level of involvement in controversial weapons, military contracting, small arms, adult entertainment, gambling, tobacco products, oil & gas, thermal coal, oil sands, and shale energy.

OTHER INFORMATION TO UNITHOLDERS (UNAUDITED) (CONTINUED)

4 STATEMENT REGARDING SOCIAL RESPONSIBILITY (UNAUDITED) (CONTINUED)

● **How did the sustainability indicators perform?**

**UN Global Compact:** All investee companies were screened at the time of the initial investment via a third-party data provider, Sustainalytics. In the opinion of the Investment Manager of the Sub-Fund no companies were non-compliant with the 10 principles of the UN Global Compact at the time of investment.

**Sector exclusions:**

**Sustainability indicators** measure how the environmental or social characteristics promoted by the financial product are

Activities	Description of Activities	Level of involvement	Companies exceeding level of involvement
<b>Controversial weapons</b>	Companies involved in the core weapon system of controversial weapons, or components or services of the core weapon system that are considered tailor-made and essential for the lethal use of the weapon.	0%	0
	Companies providing components or services for the core weapon system of controversial weapons, which are either not considered tailor-made or not essential to the lethal use of the weapon.	0%	0
<b>Military contracting</b>	Companies manufacturing military weapon systems or integral, tailor-made components of these weapons.	5%	0
	Company providing tailor-made products or services that support military weapons.	5%	0
<b>Small Arms</b>	Companies involved in the manufacturing, distribution, sale or retail sale of assault weapons.	5%	0
	Companies involved in the manufacturing, distribution, sale or retail sale of small arms or key components to small arms.	5%	0
<b>Adult entertainment</b>	Companies involved in the production or distribution of adult entertainment or owning or operating adult entertainment establishments.	5%	0
<b>Gambling</b>	Companies owning or operating gambling establishments, manufacturing specialized equipment used exclusively for gambling or providing supporting products or services to gambling operations.	5%	0
<b>Tobacco products</b>	Companies involved in the manufacturing, distribution or retail sale of tobacco products or in the supply of tobacco-related products or services.	5%	0
<b>Oil &amp; gas</b>	Companies involved in oil and gas exploration, production, refining, transportation, or storage.	5%	0
	Companies involved in the generation of electricity from oil or gas.	25%	0
<b>Thermal coal</b>	Companies involved in thermal coal extraction.	5%	0
	Companies involved in the generation of electricity from thermal coal.	10%	0

OTHER INFORMATION TO UNITHOLDERS (UNAUDITED) (CONTINUED)

4 STATEMENT REGARDING SOCIAL RESPONSIBILITY (UNAUDITED) (CONTINUED)

<b>Oil sands</b>	Companies involved in oil sands extraction.	5%	0
<b>Shale energy</b>	Companies involved in shale energy exploration or production.	5%	0

**Principal adverse impacts** are the most significant negative impacts of investment decisions on sustainability factors relating to environmental, social and employee matters, respect for human rights, anti-corruption and anti-bribery matters.

The EU Taxonomy sets out a “do not significant harm” principle by which Taxonomy-aligned investments should not significantly harm EU Taxonomy objectives and is accompanied by specific Union criteria.

The “do no significant harm” principle applies only to those investments underlying the financial product that take into account the EU criteria for environmentally sustainable economic activities. The investments underlying the remaining portion of this financial product do not take into account the EU criteria for environmentally sustainable economic activities.

Any other sustainable investments must also not significantly harm any environmental or social objectives.

OTHER INFORMATION TO UNITHOLDERS (UNAUDITED) (CONTINUED)

4 STATEMENT REGARDING SOCIAL RESPONSIBILITY (UNAUDITED) (CONTINUED)



**What were the top investments of this financial product?**

Largest investments	Sector	% Assets	Country
Service Corporation Intl	Consumer Services	5.9	United States
Synopsys	Software & Services	5.5	United States
Waters Corp	Pharmaceuticals, Biotechnology & Life Sciences	5.3	United States
Dropbox	Software & Services	4.2	United States
Hoya	Health Care Equipment & Services	4	Japan
Smith (A.O.)	Capital Goods	4	United States
Bank Rakyat Indonesia	Banks	3.9	Indonesia
Cooper	Health Care Equipment & Services	3.9	United States
Resmed	Health Care Equipment & Services	3.8	United States
Edwards Lifesciences	Health Care Equipment & Services	3.8	United States
Kotak Mahindra Bank	Banks	3.7	India
Asian Paints	Materials	3.6	India
Kerry Group	Food, Beverage & Tobacco	3.5	Ireland
TransUnion	Commercial & Professional Services	3.3	United States
PTC	Software & Services	3.3	United States

The list includes the investments constituting the **greatest proportion of investments** of the financial product during the reference period which is:

01/01-2022 - 31/12-2022

OTHER INFORMATION TO UNITHOLDERS (UNAUDITED) (CONTINUED)

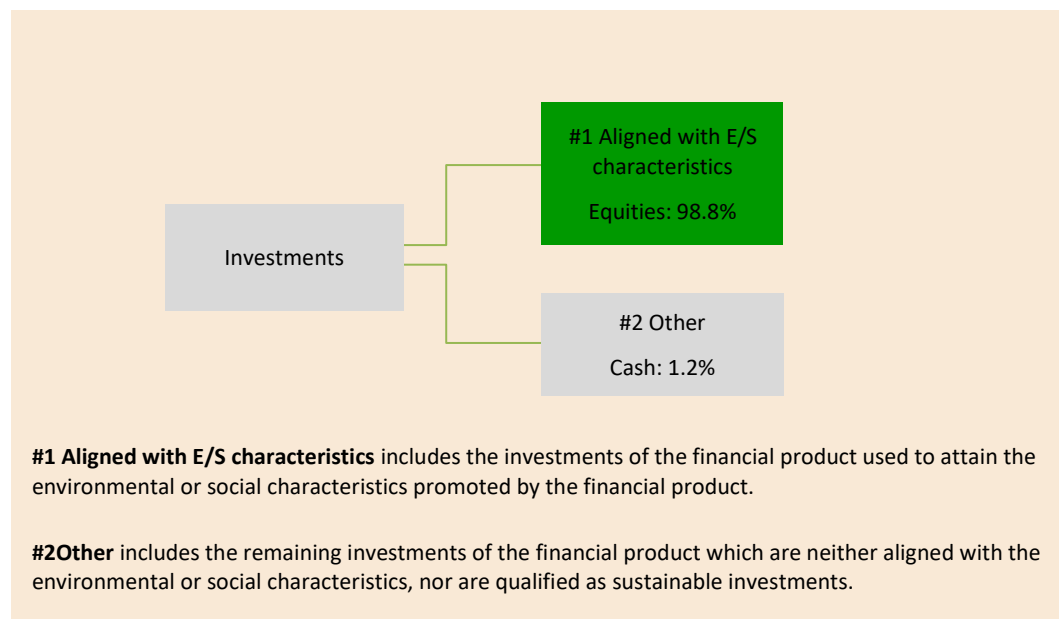
4 STATEMENT REGARDING SOCIAL RESPONSIBILITY (UNAUDITED) (CONTINUED)



**What was the proportion of sustainability-related investments?**

● **What was the asset allocation?**

**Asset allocation** describes the share of investments in specific assets.



The investments of the Sub-Fund mainly consist of equities. All equities are used to meet the environmental or social characteristics promoted by the Sub-Fund, in accordance with the binding elements of the investment Sub-Fund (#1).

The remaining investments of the Sub-Fund consist of cash held as ancillary liquidity (#2).

● **In which economic sectors were the investments made?**

Sector	weight
Health Care	23.1
Information Technology	21.4
Industrials	18.8
Materials	10.7
Financials	10.1
Consumer Discretionary	8.1
Consumer Staples	3.5
Communication Services	3.1
Energy	0
Utilities	0
Real Estate	0

OTHER INFORMATION TO UNITHOLDERS (UNAUDITED) (CONTINUED)

4 STATEMENT REGARDING SOCIAL RESPONSIBILITY (UNAUDITED) (CONTINUED)

The sectors above, include sectors and sub-sectors of the economy that derive revenues from exploration, mining, extraction, production, processing, storage, refining or distribution, including transportation, storage and trade of fossil fuels as defined in Article 2, point (62), of Regulation (EU) 2018/1999 of the European Parliament and of the Council. No companies which derive revenue from the explanation above:



**To what extent were sustainable investments with an environmental objective aligned with the EU Taxonomy?**

- ***Did the financial product invest in fossil gas and/or nuclear energy related activities complying with the EU Taxonomy<sup>1</sup>?***

Yes:

In fossil gas  In nuclear energy

No

To comply with the EU Taxonomy, the criteria for **fossil gas** include limitations on emissions and switching to fully renewable power or low-carbon fuels by the end of 2035. For **nuclear energy**, the criteria include comprehensive safety and waste management rules.

**Enabling activities** directly enable other activities to make a substantial contribution to an environmental objective.

**Transitional activities** are activities for which low-carbon alternatives are not yet available and among others have greenhouse gas emission levels corresponding to the best performance.

<sup>1</sup> Fossil gas and/or nuclear related activities will only comply with the EU Taxonomy where they contribute to limiting climate change (“climate change mitigation”) and do not significantly harm any EU Taxonomy objective -see explanatory note in the left hand margin. The full criteria for fossil gas and nuclear energy economic activities that comply with the EU Taxonomy are laid down in Commission Delegated Regulation (EU) 2022/1214.



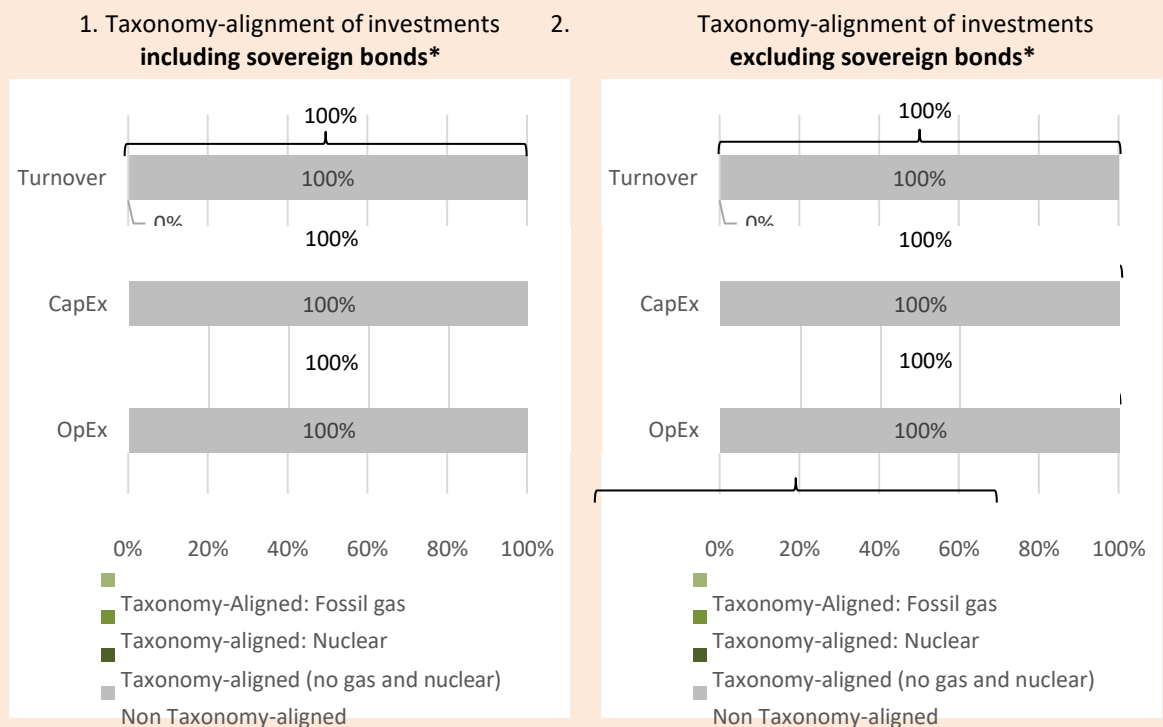
OTHER INFORMATION TO UNITHOLDERS (UNAUDITED) (CONTINUED)

4 STATEMENT REGARDING SOCIAL RESPONSIBILITY (UNAUDITED) (CONTINUED)

**The graphs below show in green the percentage of investments that were aligned with the EU Taxonomy. As there is no appropriate methodology to determine the taxonomy-alignment of sovereign bonds\*, the first graph shows the Taxonomy alignment in relation to all the investments of the financial product including sovereign bonds, while the second graph shows the Taxonomy alignment only in relation to the investments of the financial product other than sovereign bonds.**

Taxonomy-aligned activities are expressed as a share of:

- **turnover** reflecting the share of revenue from green activities of investee companies
- **capital expenditure (CapEx)** showing the green investments made by investee companies, e.g. for a transition to a green economy.
- **operational expenditure (OpEx)** reflecting green operational activities of investee companies.



\*For the purpose of these graphs, 'sovereign bonds' consist of all sovereign exposures

Where information about the degree to which the investments are in environmentally sustainable economic activities is not readily available from public disclosures by investee companies, details of whether the financial market participant obtained equivalent information directly from investee companies.

Compliance of the investments in environmentally sustainable economic activities with the requirements laid down in Article 3 of Regulation (EU) 2020/852 is not subject to an assurance provided by one or more auditors or a review by a third party. Due to lack of data, it is not possible to provide a breakdown of the proportion of the investments per each of the environmental objectives set out in Article 9 of Regulation (EU) 2020/852 to which those investments contributed.

● **What was the share of investments made in transitional and enabling activities?**

The Sub-Fund does not have any investments in transitional or enabling activities.

OTHER INFORMATION TO UNITHOLDERS (UNAUDITED) (CONTINUED)

4 STATEMENT REGARDING SOCIAL RESPONSIBILITY (UNAUDITED) (CONTINUED)



**What investments were included under “other”, what was their purpose and were there any minimum environmental or social safeguards?**

Cash is held as ancillary liquidity. There are no minimum environmental or social safeguards. Investments under “other” are not used for hedging.



**What actions have been taken to meet the environmental and/or social characteristics during the reference period?**

**Sector exclusions**

During the reference period screenings were conducted at the time of a new investment and on a regular basis during the holding period to ensure that no investee companies exceed the level of involvement in the sectors mentioned above. Sustainalytics are utilised to conduct these monthly screenings. No investee companies were sold due to the sector exclusions.

**UN Global Compact**

Before the initial investment in an investee company is made, the Investment Manager of the Sub-Fund evaluated whether the investee company were non-compliant with the 10 principles of the UN Global Compact.

**Active ownership**

Engagement is an integral part of the investment process. It is anchored directly with the portfolio management team responsible for the Sub-Fund.

<b>Total number of engagements for the period: 17</b>	
<b>Top 3 Topics within Environment</b>	Circular Economy
	Recycling
	Energy Management
<b>Top 3 Topics within Social</b>	Selling Practices & Product Labeling
	Product Quality & Safety
	Labor Practices
<b>Top 3 Topics within Governance</b>	Strategy
	Quality of Management
	ESG Integration & Reporting

All general meetings of investee companies are monitored and voting rights are exercised.

<b>Proxy Voting – Overview Statistics</b>		
<b>Meetings voted</b>	100%	34
<b>Proposals voted</b>	100%	385
<b>Meetings with at least one vote against management</b>	41%	
<b>Proposal Categories (Top 3)</b>	58%	Directors Election
	8%	Remuneration Policy & Implementation
	8%	Audit Related