

AMUNDI EURO LIQUIDITY SHORT TERM SRI

UCITS

Asset Management Company
Amundi Asset Management
Delegated fund accountant
CACEIS Fund Administration France
Custodian
CACEIS BANK
Auditors
PRICEWATERHOUSECOOPERS AUDIT

UCIT AMUNDI EURO LIQUIDITY SHORT TERM SRI

Contents

	Pages
Informations about the Fund	3
Activity report	13
Significant events during the financial period	24
Specific details	25
Regulatory information	26
Auditor's Certification	32
Annual accounts	37
Balance Sheet Asset	38
Balance Sheet Liabilities	39
Off-balance sheet	40
Income Statement	45
Notes to the annual accounts	46
Accounting rules and methods	47
Changes in net assets	51
Additional information	52
Table of profit (loss) of the fund over the past five financial periods	70
Portfolio	75
Note(s)	86
SFDR Information	87
French Energy Transition for Green Growth Act	98

UCIT AMUNDI EURO LIQUIDITY SHORT TERM SRI

Information about the Fund

Classification

Money market UCI with a standard variable net asset value.

Allocation of net profit:

E-C unit: Accumulation
I-C units: Accumulation
I2 - C units: Accumulation
LCL-P-C units: Accumulation
LCL-PE-C units: Accumulation
M - C units: Accumulation
P-C units: Accumulation
PM-C units: Accumulation
S - C units: Accumulation
SG-C unit: Accumulation
Z-C units: Accumulation

Allocation of net capital gains realised:

E-C unit: Accumulation
I-C units: Accumulation
I2 - C units: Accumulation
LCL-P-C units: Accumulation
LCL-PE-C units: Accumulation
M - C units: Accumulation
P-C units: Accumulation
PM-C units: Accumulation
S - C units: Accumulation
SG-C unit: Accumulation
Z-C units: Accumulation

Investment objective

The objective is to outperform the compounded €STR, the representative index of the money-market rate in the Eurozone, after deducting ongoing charges, whilst incorporating ESG criteria into the Fund's security analysis and selection criteria. However, under certain market conditions, such as a very low €STR rate, the net asset value of your Fund may experience a structural decline and may have a negative effect on your Fund's performance, which could prejudice your Fund's capital preservation objective.

Benchmark index

The benchmark index is the compounded €STR.

The €STR (Euro Short Term Rate) represents the overnight euro money-market rate. It is calculated by the European Central Bank and represents the risk-free rate for the eurozone.

The compounded €STR also takes into account the impact of the reinvestment of interest using the OIS (Overnight Indexed Swap) method.

The administrator of the benchmark index is the ECB (European Central Bank). As a central bank, this administrator benefits from the exemption under Article 2.2 of the benchmark regulation and, as such, does not need to be registered in the ESMA register.

UCIT AMUNDI EURO LIQUIDITY SHORT TERM SRI

Investment strategy

1. Strategies used

The UCI qualifies as an Article 8 financial product under Regulation (EU) 2019/2088 on sustainability-related disclosures in the financial services sector (the “Disclosure Regulation”). Information on environmental and social characteristics can be found in the appendix to this prospectus.

The principal adverse impacts of investment decisions (within the meaning of Regulation (EU) 2019/2088 on sustainability-related disclosures in the financial services sector (the “Disclosure Regulation”)) are the negative, material or likely-to-be-material effects on sustainability factors that are caused or aggravated by or directly linked to investment decisions. Annex I of the Delegated Regulation supplementing the Disclosure Regulation lists the indicators of the principal adverse impacts.

The mandatory principal adverse impacts of Annex I of the Delegated Regulation are taken into account in the investment strategy through a combination of exclusions (normative and sector-based), integration of the ESG rating into the investment process, engagement and voting.

More detailed information on the principal adverse impacts can be found in the Management Company’s Sustainable Finance Disclosure Statement available on its website: www.amundi.com.

The Fund is comprised of high-quality money market instruments and derivatives. It is in line with the principles of Socially Responsible Investment (SRI). To select stocks eligible for the Fund, the management team relies on a credit analysis combined with a non-financial analysis based on environmental, social and governance (ESG) criteria. The non-financial analysis process is used to assign an ESG rating ranging from A (best rating) to G (lowest rating).

Sequencing of the stages of the investment process

The investment process includes three successive stages:

- The first step is to monitor the investment universe in advance through a detailed analysis of the issuers.

The internal process leads to a preliminary outline of the investment universe focusing on two main areas:

- o A system, notably defining the list of authorised instruments and limits by issuer and instrument type;
- o An eligible investment universe, notably comprising the issuers selected by the Management Company. This assessment is based on a specific appraisal performed by a credit analysis team working independently from the management, following an internal credit quality assessment procedure.

- The second stage involves integrating both financial constraints (regulatory ratios, internal credit assessment process) and non-financial constraints (ESG rating and exclusion) within these analyses.

- The third stage is the construction of the portfolio:

a) Analysis of asset liquidity and liquidity management: this is ensured by using various interest rate instruments available on the markets. The Fund includes assets of varying maturities which are adjusted based on inflows and outflows to ensure its liquidity.

b) Choice of a weighted average maturity: this reflects our forecasts on changes to the €STR and money-market yield curves. Euro fixed income and credit Managers establish together, during a monthly meeting attended by Amundi Asset Management’s strategists, forecasts for changes in interest rates and the European Central Bank’s monetary policy.

c) Selection of issues and the diversification of securities (bonds, negotiable debt securities) from public and private issuers. This selection is made based on compliance with various parameters:

- o studies carried out by the credit analysis team on behalf of the fixed income management team or other market financial institutions.
- o the management team’s assessment of the premium on the securities of this issuer to cover the credit and/or liquidity risk.
- o the more diversification a new issuer can bring to the portfolio, the more interest will be shown in its contribution. Diversification rules governing private issuers are systematically applied to investments according to securities’ rating and maturity.
- o each security held in the portfolio is subject to prior agreement by the Risk Department (which is independent of the Management Company) which defines maximum amounts and maturities for each issuer.
- o moreover, the analysis and stock-picking of securities meet socially responsible investment (SRI) principles which include extra-financial ESG (Environmental, Social and Governance) criteria, in addition to the traditional financial criteria described above.

UCIT AMUNDI EURO LIQUIDITY SHORT TERM SRI

d) Arbitrage: the Management Company systematically sources investment opportunities among money market instruments and bonds with yields in line with or outperforming the €STR depending on the type of instrument and the security's maturity. The managers rely on a proactive trading team to invest in an issuer or a security with selected counterparties.

e) Management of the portfolio's average ESG rating by optimising the issuers' ESG rating/return profile. This internal process leads to a preliminary outline of the investment universe focusing on two main areas:

- A system, notably defining the list of authorised instruments and limits by issuer and instrument type;
- An eligible investment universe, notably comprising the issuers selected by the Management Company. This assessment is based on a specific appraisal performed by a credit analysis team working independently from the management, following an internal credit quality assessment procedure.

The Fund's investment strategy is based on the choice of negotiable debt security or bond issuers, which ensures the most regular increase in NAV possible. To this end, the management team selects securities with a maturity of less than 397 days.

More particularly, the ceilings respected by this fund are as follows:

Weighted Average Maturity ⁽¹⁾ (WAM)	less than or equal to 60 days
Weighted Average Life ⁽²⁾ (WAL)	less than or equal to 120 months
1-day liquidity	more than 7.5% of net assets
7-day liquidity	more than 15 % of net assets
Maximum residual life of securities and instruments	Securities and instruments: 397 days
Credit worthiness of instruments	To evaluate the creditworthiness of securities, at the time of their acquisition, the Management Company may rely, although not exclusively, on investment-grade ratings from recognised rating agencies that it deems most appropriate; however, the Management Company strives to avoid any automatic dependence on such ratings throughout the securities' holding period.

1 WAM = it is used to measure the average term until the maturity of all assets held by the UCITS, weighted to reflect the relative weight of each instrument, and considering the maturity of an adjustable-rate security as the remaining period before the next money-market rate revision rather than the remaining term until the initial principal repayments on the instrument. In practice, the WAM is used to measure the sensitivity of a monetary fund to changes in money market interest rates.

2 WAL = this is the weighted average residual life of each asset held by the UCITS, i.e. the term left to run until the initial principal repayments on the security (without taking into account interest payments and reductions in the principle value). WAL is used to measure credit risk and liquidity risk.

Non-financial analysis

1) Types of ESG criteria

- Private issuers

The analysis of private issuers uses a framework of criteria based on regulations that have universal scope (Global Compact, International Labour Organization, Human Rights, ISO standards, etc.). This framework includes a set of generic criteria applicable to all issuers as well as criteria specific to each sector.

Among the generic criteria, we analyse in particular:

- Energy consumption and greenhouse gas emissions, the protection of biodiversity and water, for the environmental aspect.
- Human capital development, management of work and restructuring, health and safety, social dialogue, relations with clients and suppliers, local communities and respect for human rights, for the social aspect.
- Independence of the board, quality of audits and controls, remuneration policy, shareholders' rights, global ethics and ESG strategy, for the governance aspect.

Depending on the sector, additional assessments of specific criteria may be carried out with regard to environmental and social aspects. Examples include the production of renewable energy for energy suppliers, ecological vehicles and passenger safety for the automotive industry, or green finance and efforts made to promote greater access to financial services in the banking sector.

UCIT AMUNDI EURO LIQUIDITY SHORT TERM SRI

- *Public issuers*

The non-financial analysis of States aims to assess and compare the levels of integration of the three ESG criteria in institutional systems and public policies. It is based on around one hundred indicators, divided into 3 aspects: Compliance (e.g. ratification of international treaties), Action (public expenditure related to ESG policies) and Results (quantifiable and measurable).

In the context of socially responsible management (SRI management), the ESG analysis of the investment universe seeks to conduct a more comprehensive assessment of sector-related opportunities and risks specific to each issuer.

2) ESG approach

To reconcile the search for performance with the development of socially responsible practices, ESG criteria are considered according to a combination of approaches: normative and sector-based exclusions, Best-in-Class and engagement.

By seeking to select issuers with the best environmental, social and governance (ESG) practices, the Fund incorporates sustainability factors into its investment process by implementing socially responsible management (SRI management).

1. The Fund applies the Amundi exclusion policy, which includes the following rules:

- legal exclusions on controversial weaponry (anti-personnel mines, cluster bombs, chemical weapons, biological weapons and depleted uranium weapons, etc.);
- companies that seriously and repeatedly contravene one or more of the ten principles of the Global Compact*, without credible corrective action;
- Amundi's sector-based exclusions on Coal and Tobacco; (details of this policy are available in Amundi's Responsible Investment Policy available on www.amundi.fr).

* United Nations Global Compact (UN Global Compact): The Global Compact calls on businesses to adopt, support and implement within their sphere of influence a set of core values in the areas of human rights, labour and environmental standards, and anti-corruption.

2. Using a best-in-class approach, the Fund seeks to give priority to issuers that are sector-leading in terms of ESG criteria, as identified by the Management Company's team of non-financial analysts.

The Fund also applies the following ESG integration rules:

- exclusion of issuers rated F and G at the time of purchase; if an issuer's rating is downgraded to F while it is already in the portfolio, the manager will seek to sell the security in question. However, in the interest of holders, holding the securities until maturity is authorised if they cannot be sold under good conditions;
- a so-called "rating upgrade" approach: the weighted average ESG rating of the portfolio must be higher than the weighted average ESG rating of the investment universe of the Fund after elimination of the worst 20% of issuers;
- at least 90% of the securities in the portfolio are ESG rated.

Limit of the approach adopted

The best-in-class approach does not in principle exclude any business sector. All economic sectors are therefore represented with this approach and the UCI may thus be exposed to certain controversial sectors. To limit the potential non-financial risks of these sectors, the UCI also applies the Amundi exclusion policy for coal and tobacco (details of this policy can be found in the Amundi Responsible Investment Policy available on the website at www.amundi.fr) as well as the Group's commitment policy.

3. Lastly, an active engagement policy promotes dialogue with issuers and supports them in the improvement of their socially responsible practices. Engagement activity takes place in four forms:

- Ongoing engagement with companies with the objective of meeting with companies to better understand the ESG issues they face and to encourage companies to increase their consideration of ESG issues and adopt good practice.
- Thematic engagement, which aims to better understand issues that are sometimes underestimated and to bring out good practices.
- Collaborative engagement, which also mobilises other investors in order to achieve a stronger impact and increase the receptivity and responsiveness of companies.
- Pre-GM voting and dialogue, to build deeper relationships with companies, to initiate their thinking on ESG issues and to contribute to the improvement of their practices.

UCIT AMUNDI EURO LIQUIDITY SHORT TERM SRI

Credit Analysis of issuers

'High quality' is defined according to an internal assessment process that considers various factors, in particular the instrument's credit quality, the instrument's asset class, its liquidity profile and, for structured financial instruments, operational risks and counterparty risks inherent to the investment's structure.

Internal credit quality assessment procedure

I) Description of the scope of the procedure

The Management Company has set up an internal credit quality assessment procedure for money market UCIs. Its purpose is to establish the principles and methodologies that will ensure that these UCIs invest in assets that have a positive evaluation with regard to credit quality.

The internal credit quality assessment procedure, which is conducted systematically and continuously for all Amundi Group money market management, establishes:

- the principles of prudence, suitability and relevance at all key stages affecting the investment cycle, and
- the analysis methodologies used both to determine the eligibility of credit for purchase by the money market UCI and to monitor any deterioration in the current credit investments in order to avoid keeping assets that are likely to default.

II) Description of parties involved in the procedure

The Amundi Group Risk Committee and the Credit Risk Committee that stems from it are responsible for defining the risk policy applicable to all Amundi Group entities (risks taken on behalf of third parties and on their own account). In this context, the Amundi Group Risk Committee has full jurisdiction for the following:

- defining Amundi's risk policy;
- determining the risk framework for each product or activity;
- approving the risk oversight for management strategies and investment processes;
- approving the methodologies for calculating risk indicators;
- approving credit limits;
- making decisions regarding the use of new financial instruments by the UCIs;
- reviewing the results of the controls that are performed;
- making the necessary decisions to resolve any anomalies detected.

The Group Risk Committee delegates the specific duties entrusted to it to several subcommittees.

The Credit Risk Committee therefore approves the limits per issuer for the UCIs overseen, and the sole-risk and counterparty limits for all UCIs in the Amundi Group. The decisions of the Credit Risk Committee are made by its Chair, based on discussions within the Committee, and are not subject to a vote.

The decisions of the Group Risk Committee and the Credit Risk Committee are enforced through the use of a maximum risk framework for each subsidiary of the Amundi Group, with the understanding that each subsidiary retains its full autonomy and independence to judge the appropriateness of these framework decisions, and can impose additional credit restrictions for money market UCIs, if deemed necessary by the heads and competent bodies defined by the governance of each subsidiary.

The Group Risk Committee and the Credit Risk Committee are chaired by the Deputy CEO in charge of the Business Support and Control Division, and in his or her absence, by the Chief Risk Officer. The other permanent members of the Group Risk Committee are the heads of the following business lines: Investment, Sales (Individual Clients, Institutional Clients), Operations, Services and Technology, and Control (Compliance, Audit and Risks, including the heads of the expertise, investment and operational Risk Divisions). The Credit Risk Committee also has permanent guests, these being the head of the credit risk analysis and risk oversight team and the team's analysts.

The Credit Risk Committee is convened every month, and if necessary, at any time on an ad hoc basis, and declares the terms of its approval.

III) Description of the methodology

At all key stages of the investment cycle, at the request of management, an independent credit analysis and credit management team linked to Amundi's Risk team implements the applicable methodologies:

- collection of information;
- analyses and assessments of credit quality, recommendation of the terms of investment (risk code, amount and maximum maturity limits) to the Credit Risk Committee for approval;

UCIT AMUNDI EURO LIQUIDITY SHORT TERM SRI

- monitoring of credit risks as approved by the Credit Risk Committee, including placing deteriorating credit on watch and monitoring alerts;
- management of cases exceeding the amount and/or duration limits. Information used for analysis must be reliable and come from multiple sources:
- primary sources: annual reports and publications on issuers' websites, presentation and meeting notes from one-on-ones, roadshows or net roadshows with issuers;
- market sources: verbal and/or written presentations by rating agencies and/or sell-side analyses, public information published by the media.

The criteria used for analysis are:

- quantitative: published operational and financial data, which is analysed not only when accounts are closed but also over time, in order to evaluate trends, and restated, if necessary, in order to estimate the most representative profitability, solvency and liquidity ratios possible;
- qualitative: financial access, operations, strategy, management, governance and reputation, which are evaluated in relation to their coherence, credibility or sustainability in the short and medium term.

Based on the methodologies set out in the procedure to be applied, analyses must focus on profitability, solvency and liquidity, using analytical methods specific to the types of issuers and business sectors concerned (Corporate, Financial, Public Administration, etc.), and in accordance with their asset classes/instruments (non-rated, securitisations, covered, subordinated, etc.). Ultimately, they must make it possible to assess the short- and medium-term visibility in terms of the viability of the issuer, both from an intrinsic point of view and within the context in which it operates.

At the end of the analysis, the assessment is represented by a risk code, and the credit management is represented by a set of limits with regard to amount and maximum maturity, which the credit analysis and management team recommends to the Credit Risk Committee.

The risk code represents the credit quality on a scale from 1 (solid) to 6 (low) in terms of a medium to long-term investment, with monitoring reports and alerts for actions on outstanding amounts in the event of downgrading. The minimum risk code level required for investment in a money market UCI is code 4. However, for very short-term investments (less than six months), credit at risk code 5 (which is at the upper end of the scale) may be exceptionally and selectively authorised.

The amount and maximum maturity limits are calculated taking into account the credit quality, issuer size and the percentage holding of the issuer's consolidated debt. In the event of an overrun, the procedure provided for this purpose is applied in order to remedy the situation:

- either by an immediate sale of excess outstanding amounts, reducing outstanding amounts to within the limits;
- or by a run-off of the outstanding amounts, for which the overrun is then monitored, if justified;
- or by an increase in the limit absorbing the overrun, if justified (in particular, depending on the credit quality and the percentage holding of the issuer's total debt).

These decisions are recorded in writing in accordance with Article 7 of the Delegated Regulation (EU) 2018/990.

Individual credit entered into the universe of eligible investments is reviewed at least once a year, and as many times as required by events and/or developments impacting the assessment to be carried out on credit quality.

IV) The framework for reviewing methodology

The credit management methodologies for money market UCIs are reviewed and approved by the Risk Committee and Credit Risk Committee at least once a year and as often as necessary, with a view to adapting them to the current portfolio and external conditions in accordance with the regulatory provisions governing money market UCIs.

UCIT AMUNDI EURO LIQUIDITY SHORT TERM SRI

2. Description of the assets used (excluding derivatives)

- Money market instruments:

The portfolio includes:

up to 100% of the net assets

- government securities in the form of repurchase agreements or short-term securities.
- Treasury notes or short-term bonds issued by the States
- London CDs
- Floating Rate Notes (FRN) and bonds
- Euro Medium Term Notes (EMTNs)
- Euro Commercial Paper
- US Commercial Paper
- Short-term and medium-term negotiable securities
- Asset-Backed Commercial Paper

Holding of shares or units of other UCIs

The Fund may hold up to 10% of its assets in shares or units of the following short-term money market UCIs:

- French or European UCITS
- French or European AIFs that comply with the criteria defined by the French Monetary and Financial Code

These UCIs may invest up to 10% of their assets in UCITS or AIFs. They may be managed by the Management Company or an affiliated company. The risk profile of these UCIs is compatible with that of the UCITS.

3. Derivatives used

Information about the counterparties of OTC derivative contracts:

Amundi AM relies on the expertise of Amundi Intermédiation in the context of providing services regarding the selection of counterparties.

Amundi Intermédiation provides Amundi AM with an indicative list of counterparties, the eligibility of which is approved beforehand by the Amundi (Group) Credit Risk Committee, concerning the aspects of counterparty risk.

This list is then approved by Amundi AM at ad-hoc meetings of its "Broker Committees". The purpose of the Broker Committees is to:

- monitor volumes (share broking and net amounts for other products) by intermediary/counterparty, instrument type and market, where applicable;
- express their opinion on the quality of the service provided by the Amundi Intermédiation trading desk;
- out a review of the brokers and counterparties, and to draw up the list for the coming period. Amundi AM may decide to limit the list or ask to extend it. If Amundi AM proposes to extend the list of counterparties, at a committee meeting or subsequently, the Amundi Credit Risk Committee must analyse and approve the list once again.

The Amundi AM Broker Committees include Management Directors or their representatives, representatives of the Amundi Intermédiation trading desk, an operations manager, a Risk Control manager and a Compliance manager.

The manager may invest in the following derivatives:

- Type of markets:
 - regulated
 - organised
 - over-the-counter
- Types of risks in which the manager intends to trade:
 - equity
 - interest rate
 - currency
 - credit
 - other risks

UCIT AMUNDI EURO LIQUIDITY SHORT TERM SRI

- Types of transactions and description of all operations that must be limited to the achievement of the investment objective:

- hedging
- exposure
- arbitrage
- other

- Types of instruments used:

- Futures: interest rates
- Options: interest rates
- currency and interest rate swaps
- currency futures
- other

- Strategies for using derivatives to achieve the investment objective:

- derivatives are used as inexpensive and liquid substitutes for actual securities to hedge the overall exposure of the portfolio against interest rate risk.
- options on the forward-based markets for interest rates are used to hedge the portfolio against any increase in interest rates. The commitment to this type of instrument should not exceed 10% of the net assets.
- interest rate swaps are used to reduce the average weighted maturity in order to mitigate the impact of changes in interest rates.
- currency swaps are used to hedge securities issued and denominated in a currency other than the euro.

4. Embedded derivatives

- Categories of risks in which the manager intends to trade:

- equity
- interest rate
- foreign exchange
- credit

- Types of positions and description of all transactions, which must be limited to the achievement of the investment objective:

- hedging
- exposure
- arbitrage

- Types of instruments used:

- Puttable bonds
- Callable bonds

- Strategy for using embedded derivatives to achieve the investment objective:

- general portfolio hedging and hedging of certain risks and/or securities
- reconstitution of synthetic exposure to assets and risks
- exposure to the credit market (callable and puttable only)

5. Deposits

The UCITS can lodge deposits for a maximum 12-month period. These deposits contribute to achieving the investment objective of the UCITS by allowing it to manage cash flows. They are refundable on request or may be withdrawn at any time. Deposits are made by credit institutions with registered offices in a member state or, if their registered office is in a non-member country, they are subject to prudential rules considered equivalent to those set out in European Union law.

6. Cash borrowings

Cash borrowings are prohibited. However, in situations such as, for example, substantial redemptions or transactions credited to the account that are not settled for technical reasons, the Fund may exceptionally become a temporary debtor. The debtor situation will be resolved as promptly as possible and in line with the best interests of the unitholders.

UCIT AMUNDI EURO LIQUIDITY SHORT TERM SRI

7. Transactions involving temporary acquisition/disposal of securities

- Types of transactions used:
 - repurchase and reverse repurchase agreements in accordance with the French Monetary and Financial Code;
 - lending and borrowing in accordance with the French Monetary and Financial Code: prohibited;
 - other

These transactions may be cancelled at any time with two working days' notice.

Repurchase transactions have a temporary maturity of up to seven working days. These assets are held with the Depository.

- Types of transactions and description of all operations that must be limited to the achievement of the investment objective:
 - cash management
 - optimisation of Fund's income
 - potential contribution to the leverage effect of the UCITS
 - other
- Possible leverage effects: n/a.
- Fees: See Costs and Fees section.

Summary of proportions used:

<u>Types of transactions</u>	<u>Reverse repurchase agreements</u>	<u>Repurchase agreements</u>	<u>Securities lending</u>	<u>Securities borrowing</u>
<u>Maximum proportion of net assets</u>	100%	10%	Prohibited	Prohibited
<u>Expected proportion of net assets</u>	25%	1%	Prohibited	Prohibited

8. Information relating to collateral (temporary purchases and sales of securities and/or over-the-counter (OTC) derivatives including total return swaps (TRS))

Type of collateral:

In the context of temporary purchases and sales of securities and/or OTC derivative transactions, the UCITS may receive securities and cash as collateral.

Securities received as collateral must adhere to the criteria defined by the Management Company. They must be:

- liquid,
- transferable at any time,
- diversified in compliance with the eligibility, exposure and diversification rules of the UCITS,
- issued by an issuer that is not an entity of the counterparty or its group.

For bonds, the securities will also be issued by high-quality issuers located in OECD countries whose minimum rating may be AAA to BBB- on the scale of Standard & Poor's or with a rating deemed equivalent by the Management Company. Bonds must have a maximum maturity of 50 years.

The criteria described above are detailed in a Risk Policy available on the Management Company's website at www.amundi.com and may be subject to change, particularly in the event of exceptional market circumstances.

UCIT AMUNDI EURO LIQUIDITY SHORT TERM SRI

The discounts that may be applied to the collateral received will take into account the credit quality, the price volatility of the securities and the results of the stress tests performed.

Reuse of cash received as collateral:

Cash received as collateral, subject to a limit of 10% of the net assets, may be reinvested in deposits or securities issued or guaranteed by a public or parapublic entity of a member country of the European Union or an authorised non-member country, in accordance with the Risk Policy of the Management Company.

Reuse of securities received as collateral:

Not authorised: Securities received as collateral may not be sold, reinvested or provided as collateral.

Risk profile

Your money shall be invested primarily in financial instruments selected by the Management Company. These financial instruments are subject to market fluctuations.

The main risks related to this type of investment are:

Interest-rate risk

The principal specific management-related risks are:

Credit risk

Other risks are:

Capital risk

Counterparty risk

Liquidity risk linked to temporary purchases and sales of securities

Legal risk

Sustainability risk

UCIT AMUNDI EURO LIQUIDITY SHORT TERM SRI

Activity report

Juillet 2022

Monetary policy: The ECB decided to raise its key rates by 50 basis points in accordance with its mandate of ensuring price stability so as to bring inflation down toward its medium-term target of 2%. It therefore raised the interest rate on the main refinancing operations and the interest rates on the marginal lending facility and the deposit facility to respectively 0.50%, 0.75% and 0.00% with effect from July 27, 2022. This interest-rate normalization will be continued at upcoming meetings of the Governing Council. Investment policy: - Liquidity: Instantaneous liquidity was essentially provided by overnight transactions.- Interest rate risk: The weighted average maturity (WAM) of the portfolio was of one day at the end of the period.- Credit risk: Short-term spreads remained stable at the end of the period. At the short end of the curve, they stood at respectively €STR +13bp to €STR +20bp on maturities of three months to one year. At month-end, the bond weighting was about 2% of fund assets.- Average life and average rating: The weighted average life (WAL) of this money-market portfolio is 42 days. Its average long-term rating remains good at AA-. The portfolio benefits from Fitch's highest rating for money market funds: AAA-mmF. The issuers that make up the 1.32% with a median A2 rating are MUFG and Proximus. It has a short-term rating equivalent to at least F1 and is therefore eligible for the fund.- SRI profile: The portfolio had an average SRI rating of C+ at month-end, which is better than that of its investment universe adjusted for 20% of the worst-rated issuers C- (rating of investment universe is D+).

Août 2022

Monetary policy: The European Central Bank (ECB) has left its key rates unchanged; the refi rate remains at 0.50% with the deposit facility and marginal rates at respectively 0.00% and 0.75%. In expectation of upcoming hikes in the ECB's official interest rates, yields continued to climb strongly during the month. Thus, 3-month Euribor rose by 48.75 basis points to end the month at 0.79% while 12-month Euribor rose by 85.2 basis points to end August at 1.778%. Investment policy: - Liquidity: Instantaneous liquidity was essentially provided by overnight transactions.- Interest rate risk: The weighted average maturity (WAM) of the portfolio was of one day at the end of the period.- Credit risk: Short-term spreads widened towards the end of the period. At the short end of the curve, they stand at respectively €STR +7bp to €STR +25bp on maturities of three months to one year. At month-end, the bond weighting was about 2% of fund assets.- Average life and average rating: The weighted average life (WAL) of this money-market portfolio is 28 days. Its average long-term rating remains good at AA-. The portfolio benefits from Fitch's highest rating for money market funds: AAA-mmF. The issuers that make up the 3.32% with a median A2 rating are MUFG, PROXIMUS, ENGIE and LBW. They have a short-term rating equivalent to at least F1 and are therefore eligible for the fund.- SRI profile: The portfolio had an average SRI rating of C+ at month-end, which is better than that of its investment universe adjusted for 20% of the worst-rated issuers C- (rating of investment universe is D+).

Septembre 2022

Monetary policy: The ECB raised its key rates by 75 basis points in September, an unprecedented hike that momentarily reduces the gap against the US Federal Reserve's rates. High inflation has triggered this strong response and another hike of the same size in October cannot be ruled out. The deposit facility rate has been raised to 0.75%, with the refi rate at 1.25% and the marginal lending facility rate at 1.50%. Investment policy: - Liquidity: Instantaneous liquidity was essentially provided by overnight transactions.- Interest rate risk: The portfolio's weighted average maturity (WAM) was of two days at the end of the period.- Credit risk: Short-term spreads widened towards the end of the period. At the short end of the curve, they stand at respectively €STR +5bp to €STR +22bp on maturities of three months to one year. At month-end, the bond weighting was about 1% of fund assets.- Average life and average rating: The weighted average life (WAL) of this money-market portfolio is 42 days. Its average long-term rating remains good at AA-. The portfolio benefits from Fitch's highest rating for money market funds: AAA-mmF. The issuers that constitute the 9.38% with a median rating of A2 have a short-term rating equivalent to at least F1 and are therefore eligible for the fund.- Social responsibility: The portfolio had an average SRI rating of C+ at month-end, which is better than that of its investment universe adjusted for 20% of the worst-rated issuers C- (rating of investment universe is D+).

UCIT AMUNDI EURO LIQUIDITY SHORT TERM SRI

Octobre 2022

Monetary policy: The ECB raised its key rates by 75bp for the third time running - a decision that was widely expected by economists given that inflation currently runs at close to 10%. The interest rate on the main refinancing operations and the interest rates on the marginal lending facility and the deposit facility have been raised to respectively 2.00%, 2.25% and 1.50% with effect from 11/2/2022. The ECB also decided to adjust the interest rates applicable to TLTRO III operations. From 23 November 2022 until the maturity date or early repayment date of each respective outstanding TLTRO III operation, the interest rate on TLTRO III operations will be indexed to the average applicable key ECB interest rates over this period. Investment policy: - Liquidity: Instantaneous liquidity was essentially provided by overnight transactions.- Interest rate risk: The weighted average maturity (WAM) of the portfolio was of one day at the end of the period.- Credit risk: Short-term spreads remained stable at the end of the period. At the short end of the curve, they stood at respectively €STR +5bp to €STR +23bp on maturities of three months to one year. At month-end, the bond weighting was about 1% of fund assets.- Average life and average rating: The weighted average life (WAL) of this money-market portfolio is 57 days. Its average long-term rating remains good at AA-. The portfolio benefits from Fitch's highest rating for money market funds: AAA-mmF. The issuers that constitute the 5.06% with a median rating of A2 have a short-term rating equivalent to at least F1 and are therefore eligible for the fund.- Social responsibility: The portfolio had an average SRI rating of C+ at month-end, which is better than that of its investment universe adjusted for 20% of the worst-rated issuers C- (rating of investment universe is D+).

Novembre 2022

Monetary policy: The European Central Bank (ECB) raised its key rates on October 27, bringing the refi rate to 2.00% with the deposit facility and marginal rates at respectively 1.50% and 2.25%. This movement with effect from November 3 was visible in the €STR of November 4. Since that date, the € short-term rate (€STR) has been fixed at around 1.40%. The outstanding event of the period was undoubtedly the repayment of TLTRO loans (on November 23) by the banks. As the financial conditions changed on the same date, these operations have become less attractive. Surplus liquidity will diminish with this movement, but it will remain high and have no effect on €STR, which will remain below the deposit facility rate. Inflation in the Eurozone dropped from 10.6% in October to 10.0% in November, falling more than the markets had expected (10.4%). The easing of inflationary pressures could lead the ECB to moderate the scale of its next interest-rate hikes at its December 15 meeting and opt for a 50bp hike rather than the 75bp initially foreseen. Investment policy: - Liquidity: Instantaneous liquidity was essentially provided by overnight transactions.- Interest rate risk: The portfolio's weighted average maturity (WAM) was of one day at the end of the period.- Credit risk: Short-term spreads remained stable at the end of the period. At the short end of the curve, they stood at respectively €STR +6bp to €STR +24bp on maturities of three months to one year. At month-end, the bond weighting was about 2% of fund assets.- Average life and average rating: The weighted average life (WAL) of this money-market portfolio is 64 days. Its average long-term rating remains good at AA-. The portfolio benefits from Fitch's highest rating for money market funds: AAA-mmF. The issuers that constitute the 2.14% with a median rating of A2 have a short-term rating equivalent to at least F1 and are therefore eligible for the fund.- Social responsibility: The portfolio had an average SRI rating of C+ at month-end, which is better than that of its investment universe adjusted for 20% of the worst-rated issuers C- (rating of investment universe is D+).

Décembre 2022

Monetary policy: The ECB raised its key rates by 50 basis points, bringing the deposit facility, the refinancing rate and the marginal lending rate to respectively 2%, 2.50% and 2.75% with effect from December 21, 2022. This decision brings the rise in interest rates in the Eurozone since July to a cumulative total of 250 basis points, which is an unprecedented level of monetary tightening. Although the ECB has moderated the scale of its hikes, it remains determined to continue to raise its interest rates over the coming months in order to bring inflation down. Investment policy: - Liquidity: Instantaneous liquidity was essentially provided by overnight transactions.- Interest rate risk: The portfolio's weighted average maturity (WAM) was of one day at the end of the period.- Credit risk: Short-term spreads remained stable at the end of the period. At the short end of the curve, they stood at respectively €STR +6bp to €STR +26bp on maturities of three months to one year. At month-end, the bond weighting was about 2% of fund assets.- Average life and average rating: The weighted average life (WAL) of this money-market portfolio is 69 days. Its average long-term rating remains good at AA-. The portfolio benefits from Fitch's highest rating for money market funds: AAA-mmF. The issuers that constitute the 5.33 % with a median rating of A2 have a short-term rating equivalent to at least F1 and are therefore eligible for the fund.- Social responsibility: The portfolio had an average SRI rating of C+ at month-end, which is better than that of its investment universe adjusted for 20% of the worst-rated issuers C- (rating of investment universe is D+).

UCIT AMUNDI EURO LIQUIDITY SHORT TERM SRI

Janvier 2023

Monetary policy: The European Central Bank (ECB) has left its key rates unchanged; the deposit facility, the refinancing rate and the marginal rate remain at respectively 2.0%, 2.50% and 2.75%. It plans to continue to raise its interest rates significantly at the next monetary policy meetings in February and March, with the aim of bringing inflation down to its 2% target over the medium term. Investment policy: - Liquidity: Instantaneous liquidity was essentially provided by overnight transactions.- Interest rate risk: The portfolio's weighted average maturity (WAM) was of one day at the end of the period.- Credit risk: Short-term spreads remained stable at the end of the period. At the short end of the curve, they stood at respectively €STR +6bp to €STR +26bp on maturities of three months to one year. At month-end, the bond weighting was about 2% of fund assets. - Average life and average rating: The weighted average life (WAL) of this money-market portfolio is 68 days. Its average long-term rating remains good at AA-. The portfolio benefits from Fitch's highest rating for money market funds: AAA-mmf. The issuers that constitute the 3.92% with a median rating of A2 have a short-term rating equivalent to at least F1 and are therefore eligible for the fund.- SRI profile: The portfolio had an average SRI rating of C+ at month-end, which is better than that of its investment universe adjusted for 20% of the worst-rated issuers C- (rating of investment universe is D+).

Février 2023

Monetary policy: The ECB's Governing Council decided to raise its three key rates by 50bp and plans to continue to raise them significantly at a regular pace and keep them at sufficiently restrictive levels to bring inflation down to its medium-term target of 2% as soon as possible. This brought its deposit facility, refinancing and marginal lending facility rates to respectively 2.50%, 3.00% and 3.25%. Investment policy: - Liquidity: Instantaneous liquidity was essentially provided by overnight transactions.- Interest rate risk: The portfolio's weighted average maturity (WAM) was of one day at the end of the period.- Credit risk: Short-term spreads remained stable at the end of the period. At the short end of the curve, they stood at respectively €STR +7bp to €STR +26bp on maturities of three months to one year.- Average life and average rating: The weighted average life (WAL) of this money-market portfolio is 56 days. Its average long-term rating remains good at AA-. The portfolio benefits from Fitch's highest rating for money market funds: AAA-mmf. The issuers that constitute the 3.62% with a median rating of A2 have a short-term rating equivalent to at least F1 and are therefore eligible for the fund.- SRI profile: The portfolio had an average SRI rating of C+ at month-end, which is better than that of its investment universe adjusted for 20% of the worst-rated issuers C- (rating of investment universe is D+).

Mars 2023

Monetary policy: The ECB raised its key rates by 50 basis points, reaffirming its goal of combating inflation, despite the recent financial turbulence. This raised its deposit facility, refinancing and marginal lending facility rates to respectively 3%, 3.50% and 3.75%. Investment policy: - Liquidity: Instantaneous liquidity was essentially provided by overnight transactions.- Interest rate risk: The portfolio's weighted average maturity (WAM) was of one day at the end of the period.- Credit risk: Short-term spreads remained stable at the end of the period. At the short end of the curve, they stood at respectively €STR +7bp to €STR +30bp on maturities of three months to one year.- Average life and average rating: The weighted average life (WAL) of this money-market portfolio is 54 days. Its average long-term rating remains good at AA-. The portfolio benefits from Fitch's highest rating for money market funds: AAA-mmf. The issuers that constitute the 3.84% with a median rating of A2 have a short-term rating equivalent to at least F1 and are therefore eligible for the fund.- SRI profile: The portfolio had an average SRI rating of C+ at month-end, which is better than that of its investment universe adjusted for 20% of the worst-rated issuers C- (rating of investment universe is D+).

Avril 2023

Monetary policy: The European Central Bank (ECB) has left its key rates unchanged; the deposit facility, the refinancing rate and the marginal rate have been maintained at respectively 3.0%, 3.50% and 3.75%. After a few weeks of strong volatility triggered by the crisis in the banking sector, the markets have reassessed the ECB's terminal rate. A hike of 75 basis points is now again expected, which brings the deposit facility rate to 3.75% in the third quarter of 2023. Investment policy: - Liquidity: Instantaneous liquidity was essentially provided by overnight transactions.- Interest rate risk: The portfolio's weighted average maturity (WAM) was of one day at the end of the period.- Credit risk: Short-term spreads remained stable at the end of the period. At the short end of the curve, they stood at respectively €STR +9bp to €STR +30bp on maturities of three months to one year. - Average life and average rating: The weighted average life (WAL) of this money-market portfolio is 57 days. Its average long-term rating remains good at AA-.

UCIT AMUNDI EURO LIQUIDITY SHORT TERM SRI

The portfolio benefits from Fitch's highest rating for money market funds: AAA-mmf. The issuers that constitute the 2.76% with a median rating of A2 have a short-term rating equivalent to at least F1 and are therefore eligible for the fund.- SRI profile: The portfolio had an average SRI rating of C+ at month-end, which is better than that of its investment universe adjusted for 20% of the worst-rated issuers C- (rating of investment universe is D+).

Mai 2023

Monetary policy: The European Central Bank raised its interest rates by another 25bp, bringing the deposit facility rate to 3.25% - its highest level since October 2008. This was the seventh consecutive hike and brought the refinancing and marginal lending facility rates to respectively 3.75% and 4%. Christine Lagarde also repeated that interest rates would be kept at sufficiently restrictive levels for as long as it takes to bring inflation down to its medium-term target of 2%. Investment policy: - Liquidity: Instantaneous liquidity was essentially provided by overnight transactions.- Interest rate risk: The portfolio's weighted average maturity (WAM) was of one day at the end of the period.- Credit risk: Short-term spreads remained stable at the end of the period. At the short end of the curve, they stood at respectively €STR +9bp to €STR +30bp on maturities of three months to one year.- Average life and average rating: The weighted average life (WAL) of this money-market portfolio is 61 days. Its average long-term rating remains good at AA-. The portfolio benefits from Fitch's highest rating for money market funds: AAA-mmf. The issuers that constitute the 3.19% with a median rating of A2 have a short-term rating equivalent to at least F1 and are therefore eligible for the fund.- SRI profile: The portfolio had an average SRI rating of C+ at month-end, which is better than that of its investment universe adjusted for 20% of the worst-rated issuers C- (rating of investment universe is D+).

Juin 2023

Monetary policy: The ECB raised its key rates yet again, by 25 basis points, bringing the deposit facility, refinancing rate and marginal lending rate to respectively 3.50%, 4% and 4.25%. This decision brings its cumulative interest-rate hikes since July 2022 to 400 basis points, which is an unprecedented level of monetary tightening. Investment policy: - Liquidity: Instantaneous liquidity was essentially provided by overnight transactions.- Interest rate risk: The portfolio's weighted average maturity (WAM) was of three days at the end of the period.- Credit risk: Short-term spreads remained stable at the end of the period. At the short end of the curve, they stood at respectively €STR +8.5bp to €STR +31bp on maturities of three months to one year. - Average life and average rating: The weighted average life (WAL) of this money market portfolio is 60 days. Its average long-term rating remains good at AA-.The portfolio benefits from Fitch's highest rating for money market funds: AAA-mmf. The issuers that constitute the 3.39 % with a median rating of A2 have a short-term rating equivalent to at least F1 and are therefore eligible for the fund.- SRI profile: The portfolio had an average SRI rating of C+ at month-end, which is better than that of its investment universe adjusted for 20% of the worst-rated issuers C- (rating of investment universe is D+).

For the period under review, the performance of each of the units of the portfolio AMUNDI EURO LIQUIDITY SHORT TERM SRI and its benchmark stood at:

- Unit AMUNDI EURO LIQUIDITY SHORT TERM SRI - E (C) in EUR currency: 1.41%/ 1.61% with a Tracking Error of 0.02%
- Unit AMUNDI EURO LIQUIDITY SHORT TERM SRI - I (C) in EUR currency: 1.59%/ 1.61% with a Tracking Error of 0.01%
- Unit AMUNDI EURO LIQUIDITY SHORT TERM SRI - I2 (C) in EUR currency: 1.62%/ 1.61% with a Tracking Error of 0.01%
- Unit AMUNDI EURO LIQUIDITY SHORT TERM SRI - LCL-P (C) in EUR currency: 1.31%/ 1.62% with a Tracking Error of 0.01%
- Unit AMUNDI EURO LIQUIDITY SHORT TERM SRI - LCL-PE (C) in EUR currency: 1.39%/ 1.62% with a Tracking Error of 0.01%
- Unit AMUNDI EURO LIQUIDITY SHORT TERM SRI - M (C) in EUR currency: 1.55%/ 1.62% with a Tracking Error of 0.01%
- Unit AMUNDI EURO LIQUIDITY SHORT TERM SRI - P (C) in EUR currency: 1.31%/ 1.61% with a Tracking Error of 0.02%

UCIT AMUNDI EURO LIQUIDITY SHORT TERM SRI

- Unit AMUNDI EURO LIQUIDITY SHORT TERM SRI - PM (C) in EUR currency: 1.34%/ 1.62% with a Tracking Error of 0.02%
- Unit AMUNDI EURO LIQUIDITY SHORT TERM SRI - S (C) in EUR currency: 1.57%/ 1.61% with a Tracking Error of 0.01%
- Unit AMUNDI EURO LIQUIDITY SHORT TERM SRI - SG (C) in EUR currency: 1.42%/ 1.62% with a Tracking Error of 0.02%
- Unit AMUNDI EURO LIQUIDITY SHORT TERM SRI - Z (C) in EUR currency: 1.61%/ 1.62% with a Tracking Error of 0.01%

Past performance is no guarantee of future performance.

Principal movements in portfolio listing during the period

Securities	Movements (in amount)	
	Acquisitions	Transfers
BELFIUS BANQUE SA/NV 150922 FIX 0.005	649,999,368.06	650,000,000.00
BELFIUS BANQUE SA/NV 081222 FIX 1.375	599,839,626.21	600,000,000.00
CREDIT AGRICOLE SA 141222 OISEST 0.02	500,000,000.00	500,000,000.00
CREDIT AGRICOLE SA 130423 OISEST 0.02	500,000,000.00	500,000,000.00
CRED L OISEST+0.06% 02-11-22	500,000,000.00	500,000,000.00
CREDIT AGRICOLE SA 071222 OISEST 0.02	500,000,000.00	500,000,000.00
CREDIT AGRICOLE SA 150523 OISEST 0.02	500,000,000.00	500,000,000.00
BELFIUS BANQUE SA/NV 151222 FIX 1.38	499,865,869.33	500,000,000.00
CREDIT AGRICOLE SA 301122 FIX 1.42	499,861,982.55	500,000,000.00
CREDIT AGRICOLE SA 130323 FIX 2.41	499,765,804.19	500,000,000.00

UCIT AMUNDI EURO LIQUIDITY SHORT TERM SRI

Efficient portfolio management (EPM) techniques and Financial derivative instruments in EUR

a) Exposure obtained through the EPM techniques and Financial derivative instruments

• Exposure obtained through the EPM techniques: 1,615,255,297.26

- o Securities lending:
- o Securities loans:
- o Reverse repurchase agreement: 1,615,255,297.26
- o Repurchase:

• Underlying exposure reached through financial derivative instruments: 6,587,884,659.00

- o Forward transaction:
- o Future:
- o Options:
- o Swap: 6,587,884,659.00

b) Identity of the counterparty(ies) to EPM techniques and financial derivative instruments

Identity of the counterparty(ies) to EPM techniques	Financial derivative instruments (*)
B.R.E.D. PARIS BANCO BILBAO VIZCAYA ARG MADRID BARCLAYS BANK IRELAND PLC CITIGROUP GLOBAL MARKETS EUROPE AG CREDIT AGRICOLE CIB LA BANQUE POSTALE	MORGAN STANLEY & CO INTL LONDRES

(*) Except the listed derivatives.

UCIT AMUNDI EURO LIQUIDITY SHORT TERM SRI

c) Type and amount of collateral received by the UCITS to reduce counterparty risk

Types of financial instruments	Amount portfolio currency
EPM	
. Term deposit	
. Equities	
. Bonds	1,615,255,297.26
. UCITS	
. Cash (*)	148.61
Total	1,615,255,445.87
Financial derivative instruments	
. Term deposit	
. Equities	
. Bonds	
. UCITS	
. Cash	
Total	

(*) The Cash account also integrates the liquidities resulting from repurchase transactions.

d) Revenues and operational cost/fees from EPM

Revenues and operational cost/fees	Amount portfolio currency
. Revenues (*)	14,811,115.80
. Other revenues	
Total revenues	14,811,115.80
. Direct operational fees	384,913.25
. Indirect operational fees	
. Other fees	
Total fees	384,913.25

(*) Income received on loans and reverse repurchase agreements.

UCIT AMUNDI EURO LIQUIDITY SHORT TERM SRI

Transparency of securities financing transactions and of reuse (SFTR) - Regulation SFTR - in accounting currency of the portfolio (EUR)

Securities lending	Securities loan	Repurchase	Reverse repurchase agreement	Total Return Swaps (TRS)
--------------------	-----------------	------------	------------------------------	--------------------------

a) Securities and commodities on loan

Amount				
% of Net Assets*				

*% excluding cash and cash equivalent

b) Assets engaged in each type of SFTs and TRS expressed in absolute amount

Amount				1,615,255,297.26
% of Net Assets				7.78%

c) Top 10 largest collateral issuers received (excluding cash) across all SFTs and TRS

EUROPEAN UNION BELGIUM				444,192,601.67
EUROPEAN FINL STABILITY FACIL LUXEMBOURG				217,137,739.00
FRANCE GOVERNMENT BOND OAT FRANCE				176,229,739.95
BELGIUM TREASURY BILL BELGIUM				139,249,999.78
DEXIA CREDIT LOCAL DE FRANCE GARANTI FRANCE				97,457,300.00
BANQUE EUROPEENNE D'INVESTISSEMENT LUXEMBOURG				79,120,800.00
AGENCE FRANCAISE DE DEVELOPPEMENT FRANCE				65,765,050.00
UNION NAT. INTERPRO. EMPLOI COMM. IND. FRANCE				59,330,000.01
SFIL (ex SOCIETE DE FINANCEMENT LOCAL) FRANCE				48,682,000.00
LANDWIRTSCHAFTLICHE RENTENBANK GERMANY				47,988,000.00

UCIT AMUNDI EURO LIQUIDITY SHORT TERM SRI

	Securities lending	Securities loan	Repurchase	Reverse repurchase agreement	Total Return Swaps (TRS)
--	--------------------	-----------------	------------	------------------------------	--------------------------

d) Top 10 counterparties expressed as an absolute amount of assets and liabilities without clearing

LA BANQUE POSTALE FRANCE				954,339,833.31	
BARCLAYS BANK IRELAND PLC IRELAND				419,139,808.00	
CREDIT AGRICOLE CIB FRANCE				137,009,999.99	
B.R.E.D. PARIS FRANCE				46,920,000.00	
CITIGROUP GLOBAL MARKETS EUROPE AG GERMANY				33,579,990.96	
BANCO BILBAO VIZCAYA ARG MADRID SPAIN				24,265,665.00	

e) Type and quality (collateral)

Type					
- Equities					
- Bonds				1,615,255,297.26	
- UCITS					
- Notes					
- Cash			148.61		
Rating					
Currency of the collateral					
Euro			148.61	1,615,255,297.26	

f) Settlement and clearing

Tri-party				X	
Central Counterparty					
Bilateral	X			X	

UCIT AMUNDI EURO LIQUIDITY SHORT TERM SRI

Securities lending	Securities loan	Repurchase	Reverse repurchase agreement	Total Return Swaps (TRS)
--------------------	-----------------	------------	------------------------------	--------------------------

g) Maturity tenor of the collateral broken down maturity buckets

< 1 day				
[1 day - 1 week]				
]1week- 1 month]				
]1month - 3 months]				
]3months- 1 year]				24,125,000.00
> 1 year				242,508,799.29
Open				1,348,621,497.97

h) Maturity tenor of the SFTs and TRS broken down maturity buckets

< 1 day				
[1 day - 1 week]				222,924,498.99
]1week- 1 month]				1,392,330,798.27
]1month - 3 months]				
]3months- 1 year]				
> 1 year				
Open				

i) Data on reuse of collateral

Maximum amount (%)				
Amount reused (%)				
Cash collateral reinvestment returns to the collective investment undertaking in euro				

j) Data on safekeeping of collateral received by the collective investment undertaking

Caceis Bank				
Securities				1,615,255,297.26
Cash				

k) Data on safekeeping of collateral granted by the collective investment undertaking

Securities				
Cash				

UCIT AMUNDI EURO LIQUIDITY SHORT TERM SRI

Securities lending	Securities loan	Repurchase	Reverse repurchase agreement	Total Return Swaps (TRS)
--------------------	-----------------	------------	------------------------------	--------------------------

I) Data on return and cost broken down

Incomes					
- UCITS				14,804,411.41	
- Manager					
- Third parties					
Costs					
- UCITS				363,733.50	
- Manager					
- Third parties					

e) Type and quality of collateral

Amundi Asset Management undertakes to accept only securities of a high credit quality and to increase the value of its collateral by applying valuation discounts to securities loaned to it. This process is regularly reviewed and updated.

i) Reuse of collateral

- « The regulations governing UCIT forbid the reuse of collateral securities. Cash collateral received is:
- reinvested in short-term money market funds (as defined by ESMA in its 'Guidelines on ETFs and other UCITS issues')
 - placed on deposit;
 - reinvested in high-quality long-term government bonds
 - reinvested in high-quality short-term government bonds
 - used for the purpose of reverse repurchase transactions.»

The maximum proportion of received collateral that may be reused is 0% in the case of securities and 100% in the case of cash.

The effective usage amounts to 0% for collateral securities and 100% for cash collateral.

k) Custody of collateral provided by the UCI

Amundi Asset Management undertakes to do business with a limited number of depositaries, selected to ensure the adequate custody of securities received and cash.

I) Breakdown of revenue and expenses

For securities lending transactions and repurchase agreements, BFT Investment Managers has entrusted Amundi Intermédiation, acting on behalf of the UCIs, with the following responsibilities: selecting counterparties, ordering the implementation of market agreements, monitoring counterparty risk, performing qualitative and quantitative monitoring of collateralisation (dispersion checks, ratings, liquid assets), repurchase agreements and securities lending. Income generated from these transactions is paid into the UCIs. Costs generated by these transactions are incurred by the UCIs. Charges by Amundi Intermédiation must not exceed 50% of the income generated by these transactions.

UCIT AMUNDI EURO LIQUIDITY SHORT TERM SRI

Significant events during the financial period

None.

UCIT AMUNDI EURO LIQUIDITY SHORT TERM SRI

Specific details

Voting rights

The exercise of voting rights attached to the securities included in the fund's assets and the decision on the contribution in securities are defined in the fund regulations.

Group funds and instruments

In order to obtain information on the financial instruments held in the portfolio that are issued by the Management Company or by its affiliates, please refer to the sections:

- Additional information,
- Group financial instruments held in the portfolio in the annual financial statements for the year ended, attached hereto.

Calculating overall risk

Specify the method used to measure the overall risk:

- Commitment calculation method

Futures contracts are recorded at their market value as off-balance-sheet commitments, at the settlement price. Conditional forward transactions are translated to the underlying equivalent. Over-the-counter interest rate swaps are evaluated based on the nominal amount, plus or minus the corresponding estimation difference.

- Overall risk calculation method: the mutual fund uses the commitment calculation method to calculate the mutual fund's overall exposure to financial contracts.

- Leverage - Funds to which the risk calculation method is applied Indicative leverage level: 32.18%

UCIT AMUNDI EURO LIQUIDITY SHORT TERM SRI

Regulatory information

Selection procedure for brokers and counterparties

Our Management Company and its "Trading" subsidiary attaches great importance to the selection of transactional service providers that are brokers or counterparties.

Its selection methods are as follows:

- Brokers are selected by geographical area and then by business. Counterparties are selected by business.
- Brokers and counterparties are provided with a quarterly internal memorandum. The company departments involved in the rating process are directly concerned by the services rendered by these service providers. The "Trading" subsidiary organises and determines this rating based on the scores provided by each team leader concerned, using the following criteria:

For teams of managers, financial analysts and strategists:

- general commercial relations, understanding of needs, relevance of contracts,
- quality of market and opportunities advice, consultancy monitoring,
- quality of research and publications,
- universe of securities covered, company and management visits.

For teams of traders:

- quality of personnel, market knowledge and information on companies, confidentiality,
- price proposals,
- quality of execution,
- quality of transactions processing, connectivity, technical standards and responsiveness.

Our Company's Compliance and Middle Office departments have a right of veto.

Accreditation of a new transactional service provider (broker or counterparty)

The Trading subsidiary is in charge of processing authorisation dossiers and obtain approval from the Risk and Compliance departments. When the transactional service provider (broker or counterparty) is authorised, it is rated in the following quarter.

Monitoring committees for transactional service providers (brokers and counterparties)

These monitoring committees meet every quarter under the chairmanship of the Trading subsidiary manager. The purpose of the meetings is to:

- validate past activity and the new selection to be implemented in the following quarter,
- decide on whether service providers will form part of a group that will be assigned a certain number of transactions,
- define the business outlook.

In this perspective, the monitoring committees review the statistics and ratings assigned to each service provider and take decisions accordingly.

Report on broking fees

A report on broking fees is available for bearers. It can be viewed at the following web address: www.amundi.com.

UCIT AMUNDI EURO LIQUIDITY SHORT TERM SRI

Remuneration Policy

Remuneration policy and practices of the AIFM/Management company

The remuneration policy implemented by Amundi Asset Management is compliant with the rules in terms of remuneration specified in the Directive 2011/61/UE of the European Parliament and of the Council of June 8th 2011 on Alternative Investment Fund Managers (the “*AIFM Directive*”), and in the Directive 2014/91/UE of July 23rd 2014 on undertakings for collective investment in transferable securities (the “*UCITS V Directive*”). These rules, about remuneration policies and practices, have for objective to promote sound and effective risk management of fund managers and the funds they manage.

Moreover, the remuneration policy is compliant with Regulation (EU) 2019/2088 (“*SFDR*”), integrating sustainability risk and ESG criteria in Amundi control framework, with responsibilities spread between the first level of controls performed by the Investment teams and second level of controls performed by the Risk teams, that can verify the compliance with ESG objectives and constraints of a fund at all time.

This policy is incorporated within the framework of the remuneration policy of Amundi reviewed each year by its Remuneration Committee. The latter checked the application of the remuneration policy in relation to the 2021 fiscal year, its compliance with the AIFM/UCITS Directives’ principles and approved the policy applicable for the 2022 exercise at its meeting held on February 1st 2022.

In 2022, the implementation of the Amundi remuneration policy was subject to an internal, central and independent audit, driven by the Amundi Internal Audit.

1.1 Amounts of remuneration paid by the Management companies to its employees

In 2022, Amundi Asset Management’s headcount increased due to the integration of Lyxor’s employees.

During fiscal year 2022, the total amount of compensation (including fixed, deferred and non-deferred variable compensation) paid by Amundi Asset Management to its employees (1 673 employees at December 31st 2022) is EUR 202 172 869. This amount is split as follows:

- Total amount of fixed remuneration paid by Amundi Asset Management in 2022: EUR 134 493 396, which represents 67% of the total amount of compensation paid by Amundi Asset Management to its staff, were in the form of fixed remuneration.
- Total amount of variable compensation deferred and non-deferred paid by Amundi Asset Management in 2022: EUR 67 679 473, which represents 33% of the total amount of compensation paid by Amundi Asset Management to its staff, were in this form. The entire staff is eligible for variable compensation.

Additionally, some ‘carried interest’ was paid by Amundi AM with respect to fiscal year 2022, and is taken into account in the total amount of bonus referred to here above.

Of the total amount of remuneration (fixed and variable compensation deferred and non-deferred) paid during the fiscal year, EUR 19 393 477 were paid to the ‘executives and senior managers’ of Amundi Asset Management (31 employees at December 31st 2022), and EUR 16 540 119 were paid to the ‘senior investment managers’ whose professional activities have a material impact on Amundi Asset Management’s risk profile (50 employees at December 31st 2022).

1.2 Alignment of remuneration policy and practices with risk profile of the AIFs/UCITS

The Amundi Group has adopted and implemented remuneration policy and practices compliant with the latest norms, rules, and guidelines issued from the regulatory authorities for its management companies (AIFM/UCITS).

The Amundi Group has also identified all of its ‘Identified Staff’, that include all the employees of the Amundi Group having a decision authority on the UCITS/AIFM management companies or the UCITS/AIFs managed and consequently likely to have a significant impact on the performance or the risk profile.

UCIT AMUNDI EURO LIQUIDITY SHORT TERM SRI

The variable remuneration awarded to the Amundi Group staff takes into account the performance of the employee, its business unit and the Amundi Group as a whole, and is based on quantitative and qualitative criteria as well as the respect of sound risk management rules.

The criteria taken into account for performance assessment and remuneration award depends on the nature of the employee's functions :

1. Management and selection of AIFs/UCITS functions

Quantitative criteria:

- IR/Sharpe over 1, 3, 5 years
- Gross/absolute/relative performance of the investment strategies (based on GIPS composites) over 1, 3, 5 years, outlook mainly focused on 1 year, adjusted with long-term figures (3,5 years)
- Performance risk adjusted based on IR/Sharpe over 1, 3, 5 years
- Competitive positioning through Morningstar rankings
- Net inflows / Successful requests for proposals, mandates
- Performance fees generation
- ESG rating of the funds according to different providers when applicable (Morningstar, CDP...)
- Respect of ESG beat the benchmark, ESG exclusion policies and climate transition index.

Qualitative criteria:

- Compliance with risk policy, compliance and legal rules
- Quality of management
- Innovation/product development
- Collaboration/Sharing of best practices
- Commercial engagement – including the ESG component of commercial effort and flows
- ESG
 - Compliance with ESG policy and participation to the ESG and net-zero offering
 - Integration of ESG into investment processes
 - Capacity to promote and project ESG knowledge internally and externally
 - Extent of proposition and innovation in the ESG space
 - Demonstrates capacity to manage well the combination of risk return and ESG (the risk and ESG adjusted return).

2. Sales and marketing functions

Quantitative criteria:

- Net inflows, notably on ESG and impact denominated products
- Revenues
- Gross Inflows
- Client base development and retention; product mix
- Number of commercial activities per year, notably prospection activities
- Number of clients approached on their net zero strategy.

Qualitative criteria:

- Compliance with risk policy, compliance and legal rules
- Joint consideration of Amundi's interests and of client's interests
- Securing/developing the business
- Client satisfaction
- Quality of management
- Cross-functional approach and sharing of best practices
- Entrepreneurial spirit
- Capacity to explain and promote ESG policies and capabilities as well as solutions of the firm.

UCIT AMUNDI EURO LIQUIDITY SHORT TERM SRI

3. Control and support functions

For control and support functions, performance assessment and remuneration award are independent from the performance of the business they oversee.

Common criteria taken into account are:

- Mainly criteria related to the meeting of objectives linked to their functions (risk management, quality of controls, completion of projects, tools and systems improvement etc.)
- When financial criteria are used, these are mainly related to management/ optimization of expenses.

The above-mentioned performance criteria, and specifically those applicable to Identified staff in charge of the management of AIFs/UCITS, comply with the applicable regulation as well as to the AIF's/UCITS investment policy. These internal rules of Amundi Group contribute to a sound and effective risk management.

Furthermore, Amundi Group has adopted and implemented, for its entire staff, measures aiming to align remuneration with long-term performance and risks in order to avoid conflicts of interest.

In this respect, notably:

- The deferral policy has been adapted to comply with the AIFM and UCITS V Directives' requirements.
- The deferred portion of variable compensation for identified staff members is awarded at 100% in instruments indexed on the performance of a representative basket of AIFs and/or UCITS funds.
- The actual payment of the deferred portion is linked to the financial situation of Amundi Group, to the continued employment within the group and to a sound and effective risk management over the vesting period.

Fund Compliance with criteria relating to environmental, social, and governance quality (ESG) objectives

AMUNDI uses targeted exclusion rules as a basis of its fiduciary responsibility. They are applied in all active management strategies and consist in excluding companies that are not compliant with either our own ESG policies or the international agreements and internationally-recognised or national regulatory frameworks. These targeted exclusions are implemented subject to compliance with the applicable laws and regulations, unless otherwise stipulated in dedicated products or services contracts.

AMUNDI excludes the following activities:

All direct investment in companies involved in the production, sale, or storage of, or services for, anti-personnel mines or cluster bombs, pursuant to the Ottawa Treaty and the Oslo Convention on Cluster Munitions.

Companies that produce, store, or sell chemical, biological, and/or depleted-uranium weapons.

Companies that seriously and repeatedly violate one or more of the Ten Principles of the UN Global Compact without implementing credible corrective measures.

These issuers receive a "G" rating on the AMUNDI scale. In addition, AMUNDI implements specific sectoral exclusions targeting the coal and tobacco industries. These sectoral exclusions apply to all active management strategies that give AMUNDI full discretion over its portfolio management.

Coal Policy

AMUNDI excludes:

- Companies developing or planning to develop new thermal coal capacity within the entire value chain (producers, extractors, power plants, transport infrastructure).

Companies whose income is over 25% the result of thermal coal mining.

- Companies that extract 100 MT or more thermal coal annually with no intention of reducing these quantities.
- All companies that derive over 50% of their total income before analysis from thermal coal mining and coal-fired power generation.
- All coal-fired power generation and coal mining companies with a threshold of 25% to 50% and a deteriorated energy transition score.

UCIT AMUNDI EURO LIQUIDITY SHORT TERM SRI

Application in passive management:

• Passive ESG funds

All ETF and ESG index funds (with the exception of highly-concentrated indices) implement AMUNDI's policy of excluding the coal sector wherever possible.

• Passive non-ESG funds

In passive management, it is a fiduciary duty to replicate an index as faithfully as possible.

Limited flexibility is afforded to portfolio managers, which are required to meet contractual objectives to achieve passive management that is entirely in line with the requested benchmark index.

Consequently, AMUNDI's index funds and ETFs that replicate standard (non-ESG) benchmark indices cannot systematically apply sectoral exclusions.

At the same time, in the context of securities excluded from the "thermal coal policy" in AMUNDI's active investment universe but that may be present in non-ESG passive funds, AMUNDI has reinforced its voting and commitment activities, which may translate to a "nay" vote on the management of the companies in question.

Tobacco policy

Since 2018, AMUNDI has limited its ESG ratings for tobacco companies to "E", on a scale of A to G (with G-rated companies excluded), in order to take account of concerns, not just around public health, but also the human rights violations, poverty, environmental consequences, and considerable economic cost associated with tobacco, evaluated at over \$1,000 billion per year worldwide, according to World Health Organisation estimates. The reason for this limit is to penalise investment in this type of company, which must be offset by investment in more virtuous companies. AMUNDI's policy applies to the entire the tobacco sector, including suppliers, cigarette manufacturers, and distributors.

In May 2020, AMUNDI became a signatory to the Tobacco-Free Finance Pledge, thereby reinforcing its tobacco exclusion policy. AMUNDI implements the following rules:

- Exclusion rules: companies manufacturing finished tobacco products are excluded (application thresholds: income of over 5%).

- Limitation rules: Companies involved in the manufacture, supply, and distribution of tobacco are limited to an ESG rating of E (on a scale of A to G) (thresholds: income of over 10%).

Further information on how AMUNDI takes ESG criteria into account is available at <https://legroupe.amundi.com>

* *Active management: excluding indexed funds and ETFs subject to constraints by their benchmark index.*

SFDR and Taxonomy Regulations

Article 8 – concerning Taxonomy

In accordance with its investment objective and policy, the Fund promotes environmental characteristics as defined under Article 6 of the Taxonomy Regulation. It may partially invest in economic activities that contribute to one or more of the environmental objective(s) set out in Article 9 of the Taxonomy Regulation. However, the Fund does not currently make any commitment in terms of a minimum proportion.

The Taxonomy aims to identify economic activities considered to be environmentally sustainable. The Taxonomy identifies such activities according to their contribution to six major environmental objectives: (i) climate change mitigation, (ii) climate change adaptation, (iii) the sustainable use and protection of water and marine resources, (iv) the transition to a circular economy (waste, prevention, and recycling) (v) pollution prevention and reduction, and (vi) the protection and restoration of biodiversity and ecosystems.

In order to determine an investment's degree of environmental sustainability, an economic activity is considered to be environmentally sustainable where it contributes substantially to one or more of the environmental objectives set out in the Taxonomy Regulation, where it does no significant harm (the "do no significant harm" or "DNSH" principle) to one or more of these environmental objectives, where it is carried out in accordance with the minimum safeguards provided for in Article 18 of the Taxonomy Regulation and where

UCIT AMUNDI EURO LIQUIDITY SHORT TERM SRI

it complies with the technical screening criteria established by the European Commission in accordance with the Taxonomy Regulation.

In accordance with the current iteration of the Taxonomy Regulation, the Asset Manager ensures that investments do no significant harm to any other environmental objective by implementing exclusion policies covering issuers with controversial environmental and/or social and/or governance practices.

Notwithstanding the preceding, the “Do No Significant Harm” (DNSH) principle is applied solely to the underlying investments incorporating European Union criteria for environmentally sustainable economic activities.

The investments underlying this financial product do not incorporate European Union criteria for environmentally sustainable economic activities.

Although the Fund may already hold investments in economic activities qualified as sustainable activities without currently undertaking to observe a minimum proportion, the Asset Manager will do every thing it can to communicate the proportion invested in sustainable activities as soon as it is reasonably possible after the entry into force of the Regulatory Technical Standards (“RTS”) governing the content and presentation of communications in accordance with Articles 8(4), 9(6) and 11(5) of the Disclosure Regulation, as amended by the Taxonomy Regulation.

This effort will be gradually and continuously rolled out, incorporating the requirements of the Taxonomy Regulation in the investment process as soon as it is reasonably possible. This will lead to a minimum level of portfolio alignment with sustainable activities, and this information will then be made available to investors. Until then, the degree of alignment with sustainable activities will not be disclosed to investors.

Once all the data is available and the appropriate calculation methodologies are finalised, the description of the proportion of underlying investments in sustainable activities will be made available to investors. This information, along with information on the proportion of enabling and transitional activities, will be indicated in a subsequent version of the prospectus.

Article 8 – concerning Article 11 of the SFDR

As required by Article 50 (2 SFDR) of COMMISSION DELEGATED REGULATION, information on the environmental or social characteristics promoted by the financial product is available in an annex to this report.

UCIT AMUNDI EURO LIQUIDITY SHORT TERM SRI

Auditor's Certification



**STATUTORY AUDITOR'S REPORT
ON THE FINANCIAL STATEMENTS
For the year ended 30 June 2023**

AMUNDI EURO LIQUIDITY SHORT TERM SRI
OPCVM CONSTITUE SOUS FORME DE FONDS COMMUN DE PLACEMENT NOURRICIER
Governed by the French Monetary and Financial Code (*Code monétaire et financier*)

Management company
AMUNDI ASSET MANAGEMENT
90, boulevard Pasteur
75015 PARIS

Opinion

In compliance with the assignment entrusted to us by the annual general meeting, we conducted an audit of the accompanying financial statements of AMUNDI EURO LIQUIDITY SHORT TERM SRI for the year ended 30 June 2023.

In our opinion, the financial statements give a true and fair view of the assets and liabilities and of the financial position of the fund at 30 June 2023 and of the results of its operations for the year then ended, in accordance with French accounting principles.

Basis of our opinion

Audit standards

We conducted our audit in accordance with professional standards applicable in France. We believe that the audit evidence we have obtained is sufficient and appropriate to provide a basis for our audit opinion. Our responsibilities under these standards are described in the section "*Statutory Auditor's responsibilities for the audit of the financial statements*" in this report.

Independence

We conducted our audit engagement in accordance with the applicable rules on independence, from 01/07/2022 and up to the date of this report, and in particular we did not provide any non-audit services prohibited by the auditors' professional code of ethics.

PricewaterhouseCoopers Audit, 63, rue de Villiers 92208 Neuilly-sur-Seine Cedex, France
T: +33 (0) 1 56 57 58 59, F: +33 (0) 1 56 57 58 60, www.pwc.fr



AMUNDI EURO LIQUIDITY SHORT TERM SRI

Justification of our assessments

In accordance with the requirements of articles L.823-9 and R.823-7 of the French Commercial Code relating to the justification of our assessments, we bring to your attention the following assessments that, in our professional judgement, were the most significant for the audit of the financial statements.

These assessments were made in the context of our audit of the financial statements, taken as a whole, and of the opinion we formed which is expressed above. We do not provide an opinion on individual items in the financial statements.

Specific verifications

We have also performed, in accordance with professional standards applicable in France, the specific verifications required by laws and regulations.

We have no matters to report as to the fair presentation and the consistency with the financial statements of the information given in the management report prepared by the management company.

*PricewaterhouseCoopers Audit, 63, rue de Villiers 92208 Neuilly-sur-Seine Cedex, France
T: +33 (0) 1 56 57 58 59, F: +33 (0) 1 56 57 58 60, www.pwc.fr*



AMUNDI EURO LIQUIDITY SHORT TERM SRI

Responsibilities of the management company for the financial statements

It is the management company's responsibility to prepare the fund's financial statements presenting a true and fair view in accordance with French accounting principles and to implement the internal control that it deems appropriate for the preparation of financial statements that do not contain material misstatements, whether due to fraud or error.

In preparing the financial statements, management is responsible for assessing the fund's ability to continue as a going concern, disclosing in the financial statements, as applicable, matters related to going concern and using the going concern basis of accounting unless management either intends to liquidate the fund or to cease operations.

These financial statements have been prepared by the management company.

Statutory auditor's responsibilities for the audit of the financial statements

Audit purpose and approach

It is our responsibility to prepare a report on the financial statements. Our objective is to obtain reasonable assurance about whether the financial statements, taken as a whole, are free of material misstatement. Reasonable assurance is a high level of assurance, but is not a guarantee that an audit conducted in accordance with professional standards will always detect a material misstatement when it exists. Misstatements can arise from fraud or error and are considered material if, individually or in the aggregate, they could reasonably be expected to influence the economic decisions of users taken on the basis of these financial statements.

As indicated in article L.823-10-1 of the French Commercial Code, our statutory audit of the financial statements is not to guarantee the viability or the quality of your management.

*PricewaterhouseCoopers Audit, 63, rue de Villiers 92208 Neuilly-sur-Seine Cedex, France
T: +33 (0) 1 56 57 58 59, F: +33 (0) 1 56 57 58 60, www.pwc.fr*



AMUNDI EURO LIQUIDITY SHORT TERM SRI

As part of an audit conducted in accordance with professional standards applicable in France, the statutory auditor uses professional judgement throughout the entire audit.

He also:

- identifies and assesses the risks of material misstatement of the financial statements, whether due to fraud or error, designs and performs audit procedures responsive to those risks, and obtains audit evidence that is sufficient and appropriate to provide a basis for his opinion. The risk of not detecting a material misstatement resulting from fraud is higher than for one resulting from error, as fraud may involve collusion, forgery, intentional omissions, misrepresentations, or the override of internal control;
- obtains an understanding of internal control relevant to the audit in order to design audit procedures that are appropriate in the circumstances, but not for the purpose of expressing an opinion on the effectiveness of the company's internal control;
- evaluates the appropriateness of accounting policies used and the reasonableness of accounting estimates and related disclosures made by management in the financial statements;
- concludes on the appropriateness of management's use of the going concern basis of accounting and, based on the audit evidence obtained, whether a material uncertainty exists related to events or conditions that may cast significant doubt on the fund's ability to continue as a going concern. Such conclusions are based on the audit evidence obtained up to the date of our auditor's report. However, future events or conditions may cause the company to cease to continue as a going concern. If we conclude that a material uncertainty exists, we are required to draw attention in our auditor's report to the related disclosures in the financial statements or, if such disclosures are not provided or inadequate, to issue a qualified opinion or a disclaimer of opinion;
- evaluates the overall presentation of the financial statements and whether the financial statements represent the underlying transactions and events in a manner that achieves fair presentation.

In accordance with the law, we inform you that we were not able to issue the present report within the statutory deadlines given the late receipt of some necessary documents to finalize our work.

Neuilly sur Seine, date of e-signature

Document authenticated by e-signature
The Statutory Auditor
PricewaterhouseCoopers Audit
Raphaëlle Alezra-Cabessa

UCIT AMUNDI EURO LIQUIDITY SHORT TERM SRI

Annual accounts

UCIT AMUNDI EURO LIQUIDITY SHORT TERM SRI

Balance sheet - asset on 06/30/2023 in EUR

	06/30/2023	06/30/2022
FIXED ASSETS, NET		
DEPOSITS	621,158,247.50	149,953,177.78
FINANCIAL INSTRUMENTS	18,127,156,991.38	13,974,676,132.36
Equities and similar securities		
Traded in a regulated market or equivalent		
Not traded in a regulated market or equivalent		
Bonds and similar securities	67,267,496.42	
Traded in a regulated market or equivalent	67,267,496.42	
Not traded in a regulated market or equivalent		
Credit instruments	16,438,818,341.04	13,322,859,907.29
Traded in a regulated market or equivalent	15,996,436,314.00	12,839,363,888.13
Negotiable credit instruments (Notes)	15,996,436,314.00	12,745,363,888.13
Other credit instruments		94,000,000.00
Not traded in a regulated market or equivalent	442,382,027.04	483,496,019.16
Collective investment undertakings		
General-purpose UCITS and alternative investment funds intended for non-professionals and equivalents in other countries		
Other Funds intended for non-professionals and equivalents in other EU Member States		
General-purpose professional funds and equivalents in other EU Member States and listed securitisation entities		
Other professional investment funds and equivalents in other EU Member States and listed securitisation agencies		
Other non-European entities		
Temporary transactions in securities	1,616,869,110.54	649,281,320.36
Credits for securities held under sell-back deals	1,616,869,110.54	649,281,320.36
Credits for loaned securities		
Borrowed securities		
Securities sold under buy-back deals		
Other temporary transactions		
Hedges	4,202,043.38	2,534,904.71
Hedges in a regulated market or equivalent		
Other operations	4,202,043.38	2,534,904.71
Other financial instruments		
RECEIVABLES	19,311,469.81	203,430,938.97
Forward currency transactions		
Other	19,311,469.81	203,430,938.97
FINANCIAL ACCOUNTS	2,007,047,651.62	1,768,781,902.38
Cash and cash equivalents	2,007,047,651.62	1,768,781,902.38
TOTAL ASSETS	20,774,674,360.31	16,096,842,151.49

UCIT AMUNDI EURO LIQUIDITY SHORT TERM SRI

Balance sheet - liabilities on 06/30/2023 in EUR

	06/30/2023	06/30/2022
SHAREHOLDERS' FUNDS		
Capital	20,458,453,358.87	16,177,480,901.72
Allocation Report of distributed items (a)		
Brought forward (a)		
Allocation Report of distributed items on Net Income (a,b)	-28,156,047.16	-61,867,207.17
Result (a,b)	335,856,567.06	-46,811,098.95
TOTAL NET SHAREHOLDERS' FUNDS *	20,766,153,878.77	16,068,802,595.60
* <i>Net Assets</i>		
FINANCIAL INSTRUMENTS	171,790.59	56,854.09
Transactions involving transfer of financial instruments		
Temporary transactions in securities		
Sums owed for securities sold under buy-back deals		
Sums owed for borrowed securities		
Other temporary transactions		
Hedges	171,790.59	56,854.09
Hedges in a regulated market or equivalent		
Other hedges	171,790.59	56,854.09
PAYABLES	8,348,690.95	27,982,701.80
Forward currency transactions		
Others	8,348,690.95	27,982,701.80
FINANCIAL ACCOUNTS		
Short-term credit		
Loans received		
TOTAL LIABILITIES	20,774,674,360.31	16,096,842,151.49

(a) Including adjustment

(b) Decreased interim distribution paid during the business year

UCIT AMUNDI EURO LIQUIDITY SHORT TERM SRI

Off-balance sheet on 06/30/2023 in EUR

	06/30/2023	06/30/2022
HEDGES		
Contracts in regulated markets or similar		
OTC contracts		
Interest rate swaps		
OISEST/0.0/FIX/-0.55		50,246,402.00
OISEST/0.0/FIX/-0.55		75,369,604.00
OISEST/0.0/FIX/-0.54		75,381,093.00
OISEST/0.0/FIX/-0.54		65,330,280.00
OISEST/0.0/FIX/-0.54		32,156,064.00
OISEST/0.0/FIX/-0.54		40,197,122.00
OISEST/0.0/FIX/-0.55		130,647,284.00
OISEST/0.0/FIX/-0.55		100,497,911.00
OISEST/0.0/FIX/-0.56		20,000,000.00
OISEST/0.0/FIX/-0.56		10,044,348.00
OISEST/0.0/FIX/-0.56		20,088,697.00
OISEST/0.0/FIX/-0.53		100,528,556.00
OISEST/0.0/FIX/-0.53		150,673,931.00
OISEST/0.0/FIX/-0.53		70,293,475.00
OISEST/0.0/FIX/-0.38		20,064,921.00
OISEST/0.0/FIX/-0.42		100,000,000.00
OISEST/0.0/FIX/-0.37		100,344,963.00
OISEST/0.0/FIX/-0.52		66,000,000.00
OISEST/0.0/FIX/-0.51		10,000,000.00
OISEST/0.0/FIX/-0.40		15,050,217.00
OISEST/0.0/FIX/-0.40		15,050,217.00
OISEST/0.0/FIX/-0.56		38,084,250.00
OISEST/0.0/FIX/0.865	29,652,212.00	
OISEST/0.0/FIX/0.727	49,474,743.00	
OISEST/0.0/FIX/2.306	43,847,303.00	
OISEST/0.0/FIX/2.32	97,438,451.00	
OISEST/0.0/FIX/2.345	64,309,377.00	
OISEST/0.0/FIX/2.258	22,429,207.00	
OISEST/0.0/FIX/2.22	22,429,207.00	
OISEST/0.0/FIX/2.21	33,169,338.00	
OISEST/0.0/FIX/2.081	19,538,702.00	
OISEST/0.0/FIX/2.119	9,756,822.00	
OISEST/0.0/FIX/2.373	19,474,776.00	
OISEST/0.0/FIX/2.407	48,680,856.00	
OISEST/0.0/FIX/2.501	48,618,636.00	
OISEST/0.0/FIX/2.279	49,095,296.00	

UCIT AMUNDI EURO LIQUIDITY SHORT TERM SRI

Off-balance sheet on 06/30/2023 in EUR

	06/30/2023	06/30/2022
OISEST/0.0/FIX/2.162	49,131,357.00	
OISEST/0.0/FIX/2.486	29,174,050.00	
OISEST/0.0/FIX/2.59	12,533,749.00	
OISEST/0.0/FIX/2.595	29,123,032.00	
OISEST/0.0/FIX/2.574	97,170,398.00	
OISEST/0.0/FIX/2.59	19,445,028.00	
OISEST/0.0/FIX/2.803	49,146,220.00	
OISEST/0.0/FIX/3.079	48,352,418.00	
OISEST/0.0/FIX/2.735	19,714,873.00	
OISEST/0.0/FIX/3.073	29,009,050.00	
OISEST/0.0/FIX/3.0	24,193,951.00	
OISEST/0.0/FIX/3.08	48,354,782.00	
OISEST/0.0/FIX/3.134	48,761,260.00	
OISEST/0.0/FIX/2.987	49,366,463.00	
OISEST/0.0/FIX/3.079	138,537,543.00	
OISEST/0.0/FIX/3.029	89,297,993.00	
OISEST/0.0/FIX/3.071	99,221,237.00	
OISEST/0.0/FIX/3.325	38,813,393.00	
OISEST/0.0/FIX/3.244	49,287,791.00	
OISEST/0.0/FIX/3.291	49,135,783.00	
OISEST/0.0/FIX/3.339	29,469,950.00	
OISEST/0.0/FIX/3.141	99,196,508.00	
OISEST/0.0/FIX/3.132	99,315,988.00	
OISEST/0.0/FIX/3.37	49,130,874.00	
OISEST/0.0/FIX/3.182	39,674,563.00	
OISEST/0.0/FIX/3.375	14,732,639.00	
OISEST/0.0/FIX/3.182	2,975,592.00	
OISEST/0.0/FIX/3.212	148,766,559.00	
OISEST/0.0/FIX/3.225	99,172,734.00	
OISEST/0.0/FIX/3.438	78,560,348.00	
OISEST/0.0/FIX/3.437	95,254,423.00	
OISEST/0.0/FIX/3.499	98,065,815.00	
OISEST/0.0/FIX/3.278	99,160,305.00	
OISEST/0.0/FIX/3.284	148,711,661.00	
OISEST/0.0/FIX/3.275	128,901,934.00	
OISEST/0.0/FIX/3.443	147,300,513.00	
OISEST/0.0/FIX/3.29	24,787,474.00	
OISEST/0.0/FIX/3.294	24,787,474.00	
OISEST/0.0/FIX/3.357	69,179,815.00	
OISEST/0.0/FIX/3.255	24,857,102.00	
OISEST/0.0/FIX/3.209	49,722,122.00	
OISEST/0.0/FIX/3.187	49,755,988.00	

UCIT AMUNDI EURO LIQUIDITY SHORT TERM SRI

Off-balance sheet on 06/30/2023 in EUR

	06/30/2023	06/30/2022
OISEST/0.0/FIX/3.225	49,723,647.00	
OISEST/0.0/FIX/3.293	21,822,895.00	
OISEST/0.0/FIX/3.467	98,173,696.00	
OISEST/0.0/FIX/3.305	99,125,165.00	
OISEST/0.0/FIX/3.509	92,345,767.00	
OISEST/0.0/FIX/3.32	29,736,337.00	
OISEST/0.0/FIX/3.496	48,154,659.00	
OISEST/0.0/FIX/3.305	44,601,706.00	
OISEST/0.0/FIX/3.274	49,657,364.00	
OISEST/0.0/FIX/3.492	39,262,615.00	
OISEST/0.0/FIX/3.498	48,145,283.00	
OISEST/0.0/FIX/3.496	98,183,603.00	
OISEST/0.0/FIX/3.277	74,583,575.00	
OISEST/0.0/FIX/3.29	64,633,117.00	
OISEST/0.0/FIX/3.569	98,149,179.00	
OISEST/0.0/FIX/3.295	49,718,201.00	
OISEST/0.0/FIX/3.564	98,151,373.00	
OISEST/0.0/FIX/3.404	49,556,742.00	
OISEST/0.0/FIX/3.579	147,179,067.00	
OISEST/0.0/FIX/3.416	99,101,398.00	
OISEST/0.0/FIX/3.393	49,580,152.00	
OISEST/0.0/FIX/3.419	99,115,995.00	
OISEST/0.0/FIX/3.29	64,725,008.00	
OISEST/0.0/FIX/3.428	69,377,682.00	
OISEST/0.0/FIX/3.44	99,113,484.00	
OISEST/0.0/FIX/3.29	99,741,669.00	
OISEST/0.0/FIX/3.371	99,413,790.00	
OISEST/0.0/FIX/3.464	49,551,094.00	
OISEST/0.0/FIX/3.463	99,100,934.00	
OISEST/0.0/FIX/3.606	68,694,012.00	
OISEST/0.0/FIX/3.308	49,894,487.00	
OISEST/0.0/FIX/3.474	24,775,233.00	
OISEST/0.0/FIX/3.345	19,934,975.00	
OISEST/0.0/FIX/3.35	21,433,787.00	
OISEST/0.0/FIX/3.356	49,850,669.00	
OISEST/0.0/FIX/3.354	79,773,995.00	
OISEST/0.0/FIX/3.618	98,139,038.00	
OISEST/0.0/FIX/3.499	62,428,845.00	
OISEST/0.0/FIX/3.457	99,397,279.00	
OISEST/0.0/FIX/3.755	48,005,069.00	
OISEST/0.0/FIX/3.526	99,080,859.00	
OISEST/0.0/FIX/3.519	67,000,000.00	

UCIT AMUNDI EURO LIQUIDITY SHORT TERM SRI

Off-balance sheet on 06/30/2023 in EUR

	06/30/2023	06/30/2022
OISEST/0.0/FIX/3.703	98,090,264.00	
OISEST/0.0/FIX/3.475	69,577,346.00	
OISEST/0.0/FIX/3.680	98,109,832.00	
OISEST/0.0/FIX/3.529	52,578,857.00	
OISEST/0.0/FIX/3.499	29,826,888.00	
OISEST/0.0/FIX/3.499	74,551,901.00	
OISEST/0.0/FIX/3.4	49,850,448.00	
Other commitments		
OTHER OPERATIONS		
Contracts in regulated markets or similar		
OTC contracts		
Interest rate swaps		
OISEST/0.0/FIX/-0.42		58,106,334.00
OISEST/0.0/FIX/-0.56		100,116,413.00
OISEST/0.0/FIX/-0.56		50,053,773.00
OISEST/0.0/FIX/-0.40		10,012,214.00
OISEST/0.0/FIX/-0.56		100,113,879.00
OISEST/0.0/FIX/-0.55		50,063,970.00
OISEST/0.0/FIX/-0.57		100,087,187.00
OISEST/0.0/FIX/-0.41		75,000,000.00
OISEST/0.0/FIX/-0.48		100,000,000.00
OISEST/0.0/FIX/-0.36		60,000,000.00
OISEST/0.0/FIX/-0.43		100,000,000.00
OISEST/0.0/FIX/-0.45		150,000,000.00
OISEST/0.0/FIX/-0.55		100,086,491.00
OISEST/0.0/FIX/-0.47		100,000,000.00
OISEST/0.0/FIX/-0.48		33,027,008.00
OISEST/0.0/FIX/-0.44		50,040,282.00
OISEST/0.0/FIX/-0.49		59,052,491.00
OISEST/0.0/FIX/-0.44		50,051,163.00
OISEST/0.0/FIX/-0.44		75,070,023.00
OISEST/0.0/FIX/-0.52		100,077,699.00
OISEST/0.0/FIX/-0.54		67,053,969.00
OISEST/0.0/FIX/-0.52		10,007,914.00
OISEST/0.0/FIX/-0.43		50,042,035.00
OISEST/0.0/FIX/-0.27		15,000,000.00
OISEST/0.0/FIX/-0.31		10,000,000.00
OISEST/0.0/FIX/-0.40		35,000,000.00
OISEST/0.0/FIX/-0.3		5,000,000.00
OISEST/0.0/FIX/-0.34		30,000,000.00
OISEST/0.0/FIX/-0.42		100,086,964.00
OISEST/0.0/FIX/-0.41		5,000,000.00

UCIT AMUNDI EURO LIQUIDITY SHORT TERM SRI

Off-balance sheet on 06/30/2023 in EUR

	06/30/2023	06/30/2022
OISEST/0.0/FIX/-0.26		7,500,000.00
OISEST/0.0/FIX/-0.40		26,024,274.00
OISEST/0.0/FIX/-0.39		70,065,861.00
OISEST/0.0/FIX/-0.26		27,718,467.00
OISEST/0.0/FIX/-0.38		25,022,868.00
OISEST/0.0/FIX/-0.45		80,054,637.00
OISEST/0.0/FIX/-0.45		40,031,875.00
OISEST/0.0/FIX/-0.43		25,022,019.00
OISEST/0.0/FIX/-0.48		100,067,211.00
OISEST/0.0/FIX/-0.36		150,088,218.00
OISEST/0.0/FIX/-0.34		100,081,010.00
OISEST/0.0/FIX/-0.42		150,107,702.00
OISEST/0.0/FIX/-0.33		70,053,961.00
OISEST/0.0/FIX/-0.32		100,053,695.00
OISEST/0.0/FIX/-0.39		50,026,013.00
OISEST/0.0/FIX/-0.39		50,037,458.00
OISEST/0.0/FIX/-0.43		150,078,833.00
OISEST/0.0/FIX/-0.40		35,014,394.00
OISEST/0.0/FIX/-0.41		15,005,668.00
OISEST/0.0/FIX/-0.30		150,080,543.00
OISEST/0.0/FIX/-0.4		33,012,838.00
OISEST/0.0/FIX/-0.30		42,016,993.00
OISEST/0./FIX/-0.402		40,032,737.00
Other commitments		

UCIT AMUNDI EURO LIQUIDITY SHORT TERM SRI

Income statement on 06/30/2023 in EUR

	06/30/2023	06/30/2022
Revenues from financial operations		
Revenues from deposits and financial accounts	40,794,352.59	11,820.34
Revenues from equities and similar securities		
Revenues from bonds and similar securities	1,275,484.62	34,772.73
Revenues from credit instruments	256,961,152.46	-9,121,117.82
Revenues from temporary acquisition and disposal of securities	14,811,115.80	37,655.31
Revenues from hedges	8,883,624.90	46,048.25
Other financial revenues		
TOTAL (1)	322,725,730.37	-8,990,821.19
Charges on financial operations		
Charges on temporary acquisition and disposal of securities	384,913.25	14,873,212.59
Charges on hedges	1,876,232.19	702,487.48
Charges on financial debts	682,376.17	5,425,622.03
Other financial charges		
TOTAL (2)	2,943,521.61	21,001,322.10
NET INCOME FROM FINANCIAL OPERATIONS (1 - 2)	319,782,208.76	-29,992,143.29
Other income (3)		
Management fees and depreciation provisions (4)	17,636,040.46	14,045,637.43
NET INCOME OF THE BUSINESS YEAR (L.214-17-1) (1 - 2 + 3 - 4)	302,146,168.30	-44,037,780.72
Revenue adjustment (5)	33,710,398.76	-2,773,318.23
Interim Distribution on Net Income paid during the business year (6)		
NET PROFIT (1 - 2 + 3 - 4 + 5 - 6)	335,856,567.06	-46,811,098.95

UCIT AMUNDI EURO LIQUIDITY SHORT TERM SRI

Notes to the annual accounts

UCIT AMUNDI EURO LIQUIDITY SHORT TERM SRI

1. Accounting rules and methods

The annual financial statements are presented in the format laid down by ANC (French accounting standards authority) Regulation 2014-01, as amended.

The following general accounting principles apply:

- the financial statements shall provide a true and fair view of the current financial position, they shall allow comparability, and observe the going concern principle,
- they shall be produced with consistency and honesty,
- they shall observe the principle of prudence, and
- there shall be consistency in accounting methods from one year to the next.

The accounting method used to record income from fixed income securities is the accrued interest method.

Purchases and sales of securities are recorded excluding fees.

The portfolio's accounting currency is the euro.

The length of the financial year is 12 months.

Asset valuation rules

Financial instruments are posted to the ledger using the historical cost method and entered on the balance sheet at their present value, determined by taking the last known market value or, where there is no market for the instruments in question, by the use of any external methods or financial models.

Differences between the current values used to calculate net asset value and the historical costs of transferable securities at the time they are added to the portfolio are recorded under "valuation differentials".

Any securities not denominated in the portfolio's reference currency are measured in accordance with the principle described below, then translated into the portfolio's currency at the prevailing exchange rate at the valuation date.

Deposits:

Deposits with a remaining term of three months or less are measured using the straight-line method.

Equities, bonds, and other securities traded on a regulated or similar market:

Equities and other securities traded on a regulated or similar market are valued at their market price on the day known as "D" in each market, depending on the geographic region of each market:

- Asia: closing price on trading day "D"
- Europe: opening price on trading day "D"
- Americas: closing price on trading day "D-1".

Bonds and related securities are assessed at the market price provided by various financial service providers. Accrued interest on bonds is calculated up to the net asset value calculation date.

Equities, bonds and other securities not traded on a regulated or similar market:

Securities not traded on a regulated market are measured under the responsibility of the asset manager using methods based on net asset value and yield, taking into consideration the prices used during major recent transactions.

Negotiable debt securities:

Negotiable debt securities and similar securities not subject to material transactions are assessed using an actuarial method, based on a benchmark interest rate as defined below, and adjusted upward when necessary to take account of the intrinsic features of the issuer:

UCIT AMUNDI EURO LIQUIDITY SHORT TERM SRI

- Negotiable Debt Securities with a maturity of up to 1 year: Interbank rate in euros (Euribor);
- Negotiable Debt Securities with a maturity of more than 1 year: The rate on coupon-bearing French government bonds (BTAN) and French OAT bonds with a similar maturity for longer periods.

Negotiable Debt Securities with a residual maturity of up to three months may be assessed using the straight-line method.

Treasury bills are valued at the market rate communicated daily by Banque de France or Treasury bond specialists.

The net asset value of Amundi Asset Management's money market funds is calculated, using market prices wherever possible, and, where market prices are unavailable, using a market spread. In order to validate the relevance of the prices used to determine asset valuations, the discrepancy between recorded prices and selling prices is regularly measured by the Risk Department.

Mutual funds:

Fund units or shares are valued at their last known net asset value.

Securities financing transactions:

Securities received under repurchase agreements are recorded as assets under "Receivables on securities received under a repurchase agreement" at the contract amount plus any accrued interest receivable.

Securities sold under repurchase agreements are booked to the buyer's portfolio at their current value. Liabilities on securities sold under repurchase agreements are booked to the seller's portfolio at the value specified in the contract, plus accrued interest payable.

Loaned securities are valued at their current value and recorded on the asset side of the balance sheet under the heading "Receivables representing loaned securities" at current value plus accrued interest receivable.

Borrowed securities are booked to assets under "Borrowed securities" at the amount provided for in the agreement, and to liabilities under "Payables representing borrowed securities" at the amount provided for in the agreement, plus accrued interest payable.

Forward financial instruments:

Forward financial instruments traded on a regulated or similar market:

Forward financial instruments traded on a regulated or similar market are measured as follows for the calculation of net asset value at trading day "D":

- Asia: at the daily clearing price
- Europe: at the opening price on day "D"
- Americas: at the clearing price on day "D-1".

Forward financial instruments not traded on a regulated or similar market:

Swaps:

Interest rate and/or currency swaps are marked to market based on the price determined by discounting future cash flows at market interest rates and/or exchange rates. This price is adjusted for issuer risk.

Index swaps are assessed using an actuarial method based on a benchmark rate provided by the counterparty.

Other swaps are marked to market or measured at a value estimated according to the terms established by the asset manager.

UCIT AMUNDI EURO LIQUIDITY SHORT TERM SRI

Off-balance sheet commitments:

Forward contracts are marked to market as off-balance sheet liabilities at the price used in the portfolio. Options are converted into their underlying equivalent.

Swap commitments are reported at their par value or, where no par value is available, at an equivalent amount.

Management fees

Management and operating fees cover all of the fees relating to the Fund: financial management, administrative, accounting, custody, distribution, and auditing fees.

These fees are charged to the Fund's income statement.

Management fees do not include transaction fees. For more details about the fees charged to the Fund, please refer to the prospectus.

They are recorded on a pro rata basis each time the NAV is calculated.

The total amount of these fees complies with the maximum fee rate based on net assets, as indicated in the Fund Rules or the prospectus:

FR0013431517 - Part AMUNDI EURO LIQUIDITY SHORT TERM SRI - LCL PM-C : Maximum fee rate 0.90% incl. tax.

FR0013296928 - Part AMUNDI EURO LIQUIDITY SHORT TERM SRI - LCL PE-C : Maximum fee rate 0.50% incl. tax.

FR0013296902 - Part AMUNDI EURO LIQUIDITY SHORT TERM SRI - LCL P-C : Maximum fee rate 0.90% incl. tax.

FR0013016615 - Part AMUNDI EURO LIQUIDITY SHORT TERM SRI - I2-C : Maximum fee rate 0.15% incl. tax.

FR0011210111 - Part AMUNDI EURO LIQUIDITY SHORT TERM SRI - S-C : Maximum fee rate 0.10% incl. tax.

FR0011176627 - Part AMUNDI EURO LIQUIDITY SHORT TERM SRI - P-C : Maximum fee rate 0.90% incl. tax.

FR0011176635 - Part AMUNDI EURO LIQUIDITY SHORT TERM SRI - E-C : Maximum fee rate 0.50% incl. tax.

FR0007435920 - Part AMUNDI EURO LIQUIDITY SHORT TERM SRI - I-C : Maximum fee rate 0.15% incl. tax.

FR00140021X9 - Part AMUNDI EURO LIQUIDITY SHORT TERM SRI - M-C : Maximum fee rate 0.50% incl. tax.

FR0014005U76 - Part AMUNDI EURO LIQUIDITY SHORT TERM SRI - SG-C : Maximum fee rate 0.30 % incl. tax.

FR0014005XL2 - Part AMUNDI EURO LIQUIDITY SHORT TERM SRI - Z-C : Maximum fee rate 1 % incl. tax.

Allocation of distributable amounts

Definition of distributable sums

Distributable sums consist of:

Income:

Net income is equal to the amount of interest, arrears, premiums and bonuses, dividends, directors' attendance fees and all other income from the securities comprising the portfolio, plus income from temporary cash holdings, minus management fees and borrowing costs.

To it is added retained earnings, plus or minus the balance of the income adjustment account.

Capital gains and losses:

Realised capital gains, net of costs, less realised capital losses, net of costs, recorded during the financial year, plus net capital gains of the same nature recorded in previous financial years that were not distributed or capitalised, plus or minus the balance of the capital gains adjustment account.

UCIT AMUNDI EURO LIQUIDITY SHORT TERM SRI

Methods for allocating distributable amounts:

<i>Unit(s)</i>	<i>Allocation of net income</i>	<i>Allocation of net capital gains or losses realized</i>
Units AMUNDI EURO LIQUIDITY SHORT TERM SRI - E-C	Capitalisation	Capitalisation
Units AMUNDI EURO LIQUIDITY SHORT TERM SRI - I2-C	Capitalisation	Capitalisation
Units AMUNDI EURO LIQUIDITY SHORT TERM SRI - I-C	Capitalisation	Capitalisation
Units AMUNDI EURO LIQUIDITY SHORT TERM SRI - LCL P-C	Capitalisation	Capitalisation
Units AMUNDI EURO LIQUIDITY SHORT TERM SRI - LCL PE-C	Capitalisation	Capitalisation
Units AMUNDI EURO LIQUIDITY SHORT TERM SRI - LCL PM-C	Capitalisation	Capitalisation
Units AMUNDI EURO LIQUIDITY SHORT TERM SRI - M-C	Capitalisation	Capitalisation
Units AMUNDI EURO LIQUIDITY SHORT TERM SRI - P-C	Capitalisation	Capitalisation
Units AMUNDI EURO LIQUIDITY SHORT TERM SRI - S-C	Capitalisation	Capitalisation
Units AMUNDI EURO LIQUIDITY SHORT TERM SRI - SG-C	Capitalisation	Capitalisation
Units AMUNDI EURO LIQUIDITY SHORT TERM SRI - Z-C	Capitalisation	Capitalisation

UCIT AMUNDI EURO LIQUIDITY SHORT TERM SRI

2. Changes in net asset on 06/30/2023 in EUR

	06/30/2023	06/30/2022
NET ASSETS IN START OF PERIOD	16,068,802,595.60	14,750,975,856.38
Subscriptions (including subscription fees received by the fund)	102,276,971,691.57	63,990,119,366.49
Redemptions (net of redemption fees received by the fund)	-97,871,143,983.92	-62,571,544,324.24
Capital gains realised on deposits and financial instruments	290,896.37	7,538.82
Capital losses realised on deposits and financial instruments	-18,885,287.31	-56,108,308.47
Capital gains realised on hedges		
Capital losses realised on hedges	-156,371.45	-22,490.27
Dealing costs	-3,688,823.88	-2,454,768.32
Exchange gains/losses	-115.10	355.29
Changes in difference on estimation (deposits and financial instruments)	9,980,859.47	-1,242,320.76
<i>Difference on estimation, period N</i>	<i>-4,828,479.91</i>	<i>-14,809,339.38</i>
<i>Difference on estimation, period N-1</i>	<i>14,809,339.38</i>	<i>13,567,018.62</i>
Changes in difference on estimation (hedges)	1,836,249.12	3,109,282.99
<i>Difference on estimation, period N</i>	<i>5,006,411.53</i>	<i>3,170,162.41</i>
<i>Difference on estimation, period N-1</i>	<i>-3,170,162.41</i>	<i>-60,879.42</i>
Net Capital gains and losses Accumulated from Previous business year		
Distribution on Net Capital Gains and Losses from previous business year		
Net profit for the period, before adjustment prepayments	302,146,168.30	-44,037,780.72
Allocation Report of distributed items on Net Income		
Interim Distribution on Net Income paid during the business year		
Other items		188.41 (€)
NET ASSETS IN END OF PERIOD	20,766,153,878.77	16,068,802,595.60

(*) 30/06/2022 Merge Result

UCIT AMUNDI EURO LIQUIDITY SHORT TERM SRI

3. Additional information

3.1. BREAKDOWN OF FINANCIAL INSTRUMENTS BY LEGAL OR COMMERCIAL TYPE

	Amount	%
ASSETS		
BONDS AND SIMILAR SECURITIES		
Floating-rate bonds traded on regulated markets	67,267,496.42	0.32
TOTAL BONDS AND SIMILAR SECURITIES	67,267,496.42	0.32
CREDIT INSTRUMENTS		
US commercial paper	44,806,533.66	0.21
Titres negociables a court terme (NEU CP) emetteurs non fin. etr. europeens marche non reglemente	397,575,493.38	1.92
Negotiable Medium-Term Notes	320,690,201.07	1.54
Certificate of deposit	11,119,839,372.47	53.55
Commercial Paper	4,056,136,507.51	19.53
Treasury bills	499,770,232.95	2.41
TOTAL CREDIT INSTRUMENTS	16,438,818,341.04	79.16
LIABILITIES		
TRANSACTIONS INVOLVING TRANSFER OF FINANCIAL INSTRUMENTS		
TOTAL TRANSACTIONS INVOLVING TRANSFER OF FINANCIAL INSTRUMENTS		
OFF-BALANCE SHEET		
HEDGES		
Rate	6,587,884,659.00	31.72
TOTAL HEDGES	6,587,884,659.00	31.72
OTHER OPERATIONS		
TOTAL OTHER OPERATIONS		

3.2. BREAKDOWN OF ASSET, LIABILITY AND OFF-BALANCE SHEET ITEMS, BY TYPE

	Fixed rate	%	Variable rate	%	Rate subject to review	%	Other	%
ASSETS								
Deposits	500,046,944.44	2.41	121,111,303.06	0.58				
Bonds and similar securities			67,267,496.42	0.32				
Credit instruments	10,906,384,200.45	52.52					5,532,434,140.59	26.64
Temporary transactions in securities			1,616,869,110.54	7.79				
Financial accounts							2,007,047,651.62	9.66
LIABILITIES								
Temporary transactions in securities								
Financial accounts								
OFF-BALANCE SHEET								
Hedges	6,587,884,659.00	31.72						
Others operations								

UCIT AMUNDI EURO LIQUIDITY SHORT TERM SRI

3.3. BREAKDOWN OF ASSET, LIABILITY AND OFF-BALANCE SHEET ITEMS, BY TIME TO MATURITY(*)

	< 3 months	%]3 months - 1 year]	%]1- 3 years]	%]3 - 5 years]	%	> 5 years	%
ASSETS										
Deposits	570,854,980.83	2.75	50,303,266.67	0.24						
Bonds and similar securities			67,267,496.42	0.32						
Credit instruments	11,186,687,234.00	53.87	5,252,131,107.04	25.29						
Temporary transactions in securities	1,616,869,110.54	7.79								
Financial accounts	2,007,047,651.62	9.66								
LIABILITIES										
Temporary transactions in securities										
Financial accounts										
OFF-BALANCE SHEET										
Hedges	4,134,112,825.00	19.91	2,453,771,834.00	11.82						
Others operations										

(*) All hedges are shown in terms of time to maturity of the underlying securities.

3.4. BREAKDOWN OF ASSET, LIABILITY AND OFF-BALANCE SHEET ITEMS, BY LISTING OR EVALUATION CURRENCY (HORS EUR)

	Currency1 USD		Currency 2 DKK		Currency 3 SEK		Currency N Other currencies	
	Amount	%	Amount	%	Amount	%	Amount	%
ASSETS								
Deposits								
Equities and similar securities								
Bonds and similar securities								
Credit instruments								
Mutual fund								
Temporary transactions in securities								
Receivables								
Financial accounts	2,862.18		0.01		0.01			
LIABILITIES								
Transactions involving transfer of financial instruments								
Temporary transactions in securities								
Debts								
Financial accounts								
OFF-BALANCE SHEET								
Hedges								
Other operations								

UCIT AMUNDI EURO LIQUIDITY SHORT TERM SRI

3.5. RECEIVABLES AND PAYABLES: BREAKDOWN BY ITEMS

	Type of debit/credit	06/30/2023
RECEIVABLES		
	Collateral	19,311,469.81
TOTAL RECEIVABLES		19,311,469.81
PAYABLES		
	Fixed management fees	1,991,381.89
	Collateral	4,136,670.75
	Other payables	2,220,638.31
TOTAL PAYABLES		8,348,690.95
TOTAL PAYABLES AND RECEIVABLES		10,962,778.86

UCIT AMUNDI EURO LIQUIDITY SHORT TERM SRI

3.6. SHAREHOLDERS' FUNDS

3.6.1. Number of units issued or redeemed

	In units	In value
Unit AMUNDI EURO LIQUIDITY SHORT TERM SRI - E-C		
Units subscribed during the period	56,896.647	562,882,351.08
Units redeemed during the period	-56,645.434	-555,176,371.83
Net Subscriptions/Redemptions	251.213	7,705,979.25
Units in circulation at the end of the period	86,750.493	
Unit AMUNDI EURO LIQUIDITY SHORT TERM SRI - EPARGNE BRIO QUOTIDIEN-C		
Units subscribed during the period	6,901.06359	740,820.59
Units redeemed during the period	-87,655.94962	-9,422,856.45
Net Subscriptions/Redemptions	-80,754.88603	-8,682,035.86
Units in circulation at the end of the period		
Unit AMUNDI EURO LIQUIDITY SHORT TERM SRI - I2-C		
Units subscribed during the period	6,228,269.552	61,269,072,556.92
Units redeemed during the period	-6,056,689.474	-59,570,268,002.11
Net Subscriptions/Redemptions	171,580.078	1,698,804,554.81
Units in circulation at the end of the period	831,922.755	
Unit AMUNDI EURO LIQUIDITY SHORT TERM SRI - I-C		
Units subscribed during the period	488,181.219	12,619,190,859.11
Units redeemed during the period	-428,696.606	-12,054,461,073.34
Net Subscriptions/Redemptions	59,484.613	564,729,785.77
Units in circulation at the end of the period	410,838.663	
Unit AMUNDI EURO LIQUIDITY SHORT TERM SRI - LCL P-C		
Units subscribed during the period	129,233.470	12,623,773.10
Units redeemed during the period	-242,894.545	-23,707,022.17
Net Subscriptions/Redemptions	-113,661.075	-11,083,249.07
Units in circulation at the end of the period	684,258.752	
Unit AMUNDI EURO LIQUIDITY SHORT TERM SRI - LCL PE-C		
Units subscribed during the period	27,156.170	132,565,481.56
Units redeemed during the period	-10,815.049	-52,998,058.25
Net Subscriptions/Redemptions	16,341.121	79,567,423.31
Units in circulation at the end of the period	35,935.952	
Unit AMUNDI EURO LIQUIDITY SHORT TERM SRI - LCL PM-C		
Units subscribed during the period	973,883.296	95,589,341.47
Units redeemed during the period	-2,968,414.252	-292,424,875.30
Net Subscriptions/Redemptions	-1,994,530.956	-196,835,533.83
Units in circulation at the end of the period	1,059,495.639	

UCIT AMUNDI EURO LIQUIDITY SHORT TERM SRI

3.6.1. Number of units issued or redeemed

	In units	In value
Unit AMUNDI EURO LIQUIDITY SHORT TERM SRI - M-C		
Units subscribed during the period	107,456.745	106,645,954.75
Units redeemed during the period	-153,228.699	-152,616,455.72
Net Subscriptions/Redemptions	-45,771.954	-45,970,500.97
Units in circulation at the end of the period	27,024.885	
Unit AMUNDI EURO LIQUIDITY SHORT TERM SRI - P-C		
Units subscribed during the period	67,327,234.877	6,586,753,450.08
Units redeemed during the period	-63,451,478.697	-6,203,991,560.48
Net Subscriptions/Redemptions	3,875,756.180	382,761,889.60
Units in circulation at the end of the period	19,799,999.656	
Unit AMUNDI EURO LIQUIDITY SHORT TERM SRI - S-C		
Units subscribed during the period	206,972.438	204,949,592.93
Units redeemed during the period	-366,568.191	-362,822,936.27
Net Subscriptions/Redemptions	-159,595.753	-157,873,343.34
Units in circulation at the end of the period	21,405.173	
Unit AMUNDI EURO LIQUIDITY SHORT TERM SRI - SG-C		
Units subscribed during the period	10.000	100,062.50
Units redeemed during the period		
Net Subscriptions/Redemptions	10.000	100,062.50
Units in circulation at the end of the period	11.000	
Unit AMUNDI EURO LIQUIDITY SHORT TERM SRI - Z-C		
Units subscribed during the period	206,607.882	20,685,857,447.48
Units redeemed during the period	-185,610.008	-18,593,254,772.00
Net Subscriptions/Redemptions	20,997.874	2,092,602,675.48
Units in circulation at the end of the period	47,250.390	

UCIT AMUNDI EURO LIQUIDITY SHORT TERM SRI

3.6.2. Subscription and/or redemption fees

	In Value
Unit AMUNDI EURO LIQUIDITY SHORT TERM SRI - E-C Total acquired subscription and/or redemption fees Acquired subscription fees Acquired redemption fees	
Unit AMUNDI EURO LIQUIDITY SHORT TERM SRI - EPARGNE BRIO QUOTIDIEN-C Total acquired subscription and/or redemption fees Acquired subscription fees Acquired redemption fees	
Unit AMUNDI EURO LIQUIDITY SHORT TERM SRI - I2-C Total acquired subscription and/or redemption fees Acquired subscription fees Acquired redemption fees	
Unit AMUNDI EURO LIQUIDITY SHORT TERM SRI - I-C Total acquired subscription and/or redemption fees Acquired subscription fees Acquired redemption fees	
Unit AMUNDI EURO LIQUIDITY SHORT TERM SRI - LCL P-C Total acquired subscription and/or redemption fees Acquired subscription fees Acquired redemption fees	
Unit AMUNDI EURO LIQUIDITY SHORT TERM SRI - LCL PE-C Total acquired subscription and/or redemption fees Acquired subscription fees Acquired redemption fees	
Unit AMUNDI EURO LIQUIDITY SHORT TERM SRI - LCL PM-C Total acquired subscription and/or redemption fees Acquired subscription fees Acquired redemption fees	
Unit AMUNDI EURO LIQUIDITY SHORT TERM SRI - M-C Total acquired subscription and/or redemption fees Acquired subscription fees Acquired redemption fees	
Unit AMUNDI EURO LIQUIDITY SHORT TERM SRI - P-C Total acquired subscription and/or redemption fees Acquired subscription fees Acquired redemption fees	

UCIT AMUNDI EURO LIQUIDITY SHORT TERM SRI

3.6.2. Subscription and/or redemption fees

	In Value
Unit AMUNDI EURO LIQUIDITY SHORT TERM SRI - S-C Total acquired subscription and/or redemption fees Acquired subscription fees Acquired redemption fees	
Unit AMUNDI EURO LIQUIDITY SHORT TERM SRI - SG-C Total acquired subscription and/or redemption fees Acquired subscription fees Acquired redemption fees	
Unit AMUNDI EURO LIQUIDITY SHORT TERM SRI - Z-C Total acquired subscription and/or redemption fees Acquired subscription fees Acquired redemption fees	

UCIT AMUNDI EURO LIQUIDITY SHORT TERM SRI

3.7. MANAGEMENT FEES

	06/30/2023
Units AMUNDI EURO LIQUIDITY SHORT TERM SRI - E-C Guarantee commission Fixed management fees Percentage set for fixed management fees Trailer fees	 1,994,727.55 0.26
Units AMUNDI EURO LIQUIDITY SHORT TERM SRI - EPARGNE BRIO QUOTIDIEN-C Guarantee commission Fixed management fees Percentage set for fixed management fees Trailer fees	 5,672.69 0.15
Units AMUNDI EURO LIQUIDITY SHORT TERM SRI - I2-C Guarantee commission Fixed management fees Percentage set for fixed management fees Trailer fees	 3,868,918.21 0.05
Units AMUNDI EURO LIQUIDITY SHORT TERM SRI - I-C Guarantee commission Fixed management fees Percentage set for fixed management fees Trailer fees	 3,060,501.09 0.08
Units AMUNDI EURO LIQUIDITY SHORT TERM SRI - LCL P-C Guarantee commission Fixed management fees Percentage set for fixed management fees Trailer fees	 257,784.00 0.36
Units AMUNDI EURO LIQUIDITY SHORT TERM SRI - LCL PE-C Guarantee commission Fixed management fees Percentage set for fixed management fees Trailer fees	 461,100.30 0.29
Units AMUNDI EURO LIQUIDITY SHORT TERM SRI - LCL PM-C Guarantee commission Fixed management fees Percentage set for fixed management fees Trailer fees	 755,215.73 0.31

UCIT AMUNDI EURO LIQUIDITY SHORT TERM SRI

3.7. MANAGEMENT FEES

	06/30/2023
Units AMUNDI EURO LIQUIDITY SHORT TERM SRI - M-C Guarantee commission Fixed management fees Percentage set for fixed management fees Trailer fees	 94,975.94 0.13
Units AMUNDI EURO LIQUIDITY SHORT TERM SRI - P-C Guarantee commission Fixed management fees Percentage set for fixed management fees Trailer fees	 4,583,329.42 0.37
Units AMUNDI EURO LIQUIDITY SHORT TERM SRI - S-C Guarantee commission Fixed management fees Percentage set for fixed management fees Trailer fees	 46,721.37 0.10
Units AMUNDI EURO LIQUIDITY SHORT TERM SRI - SG-C Guarantee commission Fixed management fees Percentage set for fixed management fees Trailer fees	 113.43 0.29
Units AMUNDI EURO LIQUIDITY SHORT TERM SRI - Z-C Guarantee commission Fixed management fees Percentage set for fixed management fees Trailer fees	 2,506,980.73 0.06

3.8. COMMITMENTS RECEIVED AND GIVEN

	06/30/2023
Guarantees received by the fund - including capital guarantees Other commitments received Other commitments given	

UCIT AMUNDI EURO LIQUIDITY SHORT TERM SRI

3.9. FUTHER DETAILS

3.9.1. Stock market values of temporarily acquired securities

	06/30/2023
Securities held under sell-back deals	1,634,544,093.91
Borrowed securities	

3.9.2. Stock market values of pledged securities

	06/30/2023
Financial instruments pledged but not reclassified	
Financial instruments received as pledges but not recognized in the Balance Sheet	

3.9.3. Financial instruments held, issued and/or administrated by the GROUPE

	ISIN code	Name of security	06/30/2023
Equities			
Bonds			
Notes (TCN)			991,140,798.18
	ITCN10257005	CREDIT AGRICOLE CORP IB 170723 FIX 3.48	19,969,456.24
	ITCN10252148	CREDIT AGRICOLE SA 030723 OISEST 0.01	200,094,437.77
	ITCN10255323	CREDIT AGRICOLE SA 040723 OISEST 0.01	150,056,500.08
	ITCN10205279	CREDIT AGRICOLE SA 120723 OISEST 0.03	400,697,672.89
	ITCN10216126	CREDIT AGRICOLE SA 170723 OISEST 0.02	220,322,731.20
UCITS			
Hedges			
Total group financial instruments			991,140,798.18

UCIT AMUNDI EURO LIQUIDITY SHORT TERM SRI

3.10. TABLE OF ALLOCATION OF THE DISTRIBUTABLE SUMS

Table of allocation of the distributable share of the sums concerned to profit (loss)

	06/30/2023	06/30/2022
Sums not yet allocated		
Brought forward		
Profit (loss)	335,856,567.06	-46,811,098.95
Allocation Report of distributed items on Profit (loss)		
Total	335,856,567.06	-46,811,098.95

	06/30/2023	06/30/2022
Units AMUNDI EURO LIQUIDITY SHORT TERM SRI - E-C		
Allocation		
Distribution		
Brought forward		
Capitalized	12,598,675.96	-3,415,896.43
Total	12,598,675.96	-3,415,896.43

	06/30/2023	06/30/2022
Units AMUNDI EURO LIQUIDITY SHORT TERM SRI - EPARGNE BRIO QUOTIDIEN-C		
Allocation		
Distribution		
Brought forward		
Capitalized		-16,241.67
Total		-16,241.67

	06/30/2023	06/30/2022
Units AMUNDI EURO LIQUIDITY SHORT TERM SRI - I2-C		
Allocation		
Distribution		
Brought forward		
Capitalized	137,988,681.62	-16,726,883.81
Total	137,988,681.62	-16,726,883.81

UCIT AMUNDI EURO LIQUIDITY SHORT TERM SRI

	06/30/2023	06/30/2022
Units AMUNDI EURO LIQUIDITY SHORT TERM SRI - I-C		
Allocation		
Distribution		
Brought forward		
Capitalized	73,693,632.04	-10,996,747.85
Total	73,693,632.04	-10,996,747.85

	06/30/2023	06/30/2022
Units AMUNDI EURO LIQUIDITY SHORT TERM SRI - LCL P-C		
Allocation		
Distribution		
Brought forward		
Capitalized	917,276.14	-409,616.96
Total	917,276.14	-409,616.96

	06/30/2023	06/30/2022
Units AMUNDI EURO LIQUIDITY SHORT TERM SRI - LCL PE-C		
Allocation		
Distribution		
Brought forward		
Capitalized	2,551,838.78	-455,735.87
Total	2,551,838.78	-455,735.87

	06/30/2023	06/30/2022
Units AMUNDI EURO LIQUIDITY SHORT TERM SRI - LCL PM-C		
Allocation		
Distribution		
Brought forward		
Capitalized	1,464,518.17	-1,369,512.91
Total	1,464,518.17	-1,369,512.91

UCIT AMUNDI EURO LIQUIDITY SHORT TERM SRI

	06/30/2023	06/30/2022
Units AMUNDI EURO LIQUIDITY SHORT TERM SRI - M-C		
Allocation		
Distribution		
Brought forward		
Capitalized	432,519.30	-242,357.77
Total	432,519.30	-242,357.77

	06/30/2023	06/30/2022
Units AMUNDI EURO LIQUIDITY SHORT TERM SRI - P-C		
Allocation		
Distribution		
Brought forward		
Capitalized	26,695,126.93	-7,856,335.45
Total	26,695,126.93	-7,856,335.45

	06/30/2023	06/30/2022
Units AMUNDI EURO LIQUIDITY SHORT TERM SRI - S-C		
Allocation		
Distribution		
Brought forward		
Capitalized	347,973.15	-546,772.23
Total	347,973.15	-546,772.23

	06/30/2023	06/30/2022
Units AMUNDI EURO LIQUIDITY SHORT TERM SRI - SG-C		
Allocation		
Distribution		
Brought forward		
Capitalized	1,628.98	-26.26
Total	1,628.98	-26.26

UCIT AMUNDI EURO LIQUIDITY SHORT TERM SRI

	06/30/2023	06/30/2022
Units AMUNDI EURO LIQUIDITY SHORT TERM SRI - Z-C		
Allocation		
Distribution		
Brought forward		
Capitalized	79,164,695.99	-4,774,971.74
Total	79,164,695.99	-4,774,971.74

UCIT AMUNDI EURO LIQUIDITY SHORT TERM SRI

Table of allocation of the distributable share of the sums concerned to capital gains and losses

	06/30/2023	06/30/2022
Sums not yet allocated		
Net Capital gains and losses Accumulated from Previous business year		
Net Capital gains and losses of the business year	-28,156,047.16	-61,867,207.17
Allocation Report of distributed items on Net Capital Gains and Losses		
Total	-28,156,047.16	-61,867,207.17

	06/30/2023	06/30/2022
Units AMUNDI EURO LIQUIDITY SHORT TERM SRI - E-C		
Allocation		
Distribution		
Net capital gains and losses accumulated per share		
Capitalized	-1,166,665.13	-3,388,183.44
Total	-1,166,665.13	-3,388,183.44

	06/30/2023	06/30/2022
Units AMUNDI EURO LIQUIDITY SHORT TERM SRI - EPARGNE BRIO QUOTIDIEN-C		
Allocation		
Distribution		
Net capital gains and losses accumulated per share		
Capitalized		-17,143.51
Total		-17,143.51

	06/30/2023	06/30/2022
Units AMUNDI EURO LIQUIDITY SHORT TERM SRI - I2-C		
Allocation		
Distribution		
Net capital gains and losses accumulated per share		
Capitalized	-11,226,637.74	-26,057,776.10
Total	-11,226,637.74	-26,057,776.10

UCIT AMUNDI EURO LIQUIDITY SHORT TERM SRI

	06/30/2023	06/30/2022
Units AMUNDI EURO LIQUIDITY SHORT TERM SRI - I-C		
Allocation		
Distribution		
Net capital gains and losses accumulated per share		
Capitalized	-6,089,992.38	-15,561,092.16
Total	-6,089,992.38	-15,561,092.16

	06/30/2023	06/30/2022
Units AMUNDI EURO LIQUIDITY SHORT TERM SRI - LCL P-C		
Allocation		
Distribution		
Net capital gains and losses accumulated per share		
Capitalized	-91,723.22	-313,402.34
Total	-91,723.22	-313,402.34

	06/30/2023	06/30/2022
Units AMUNDI EURO LIQUIDITY SHORT TERM SRI - LCL PE-C		
Allocation		
Distribution		
Net capital gains and losses accumulated per share		
Capitalized	-241,325.60	-385,412.62
Total	-241,325.60	-385,412.62

	06/30/2023	06/30/2022
Units AMUNDI EURO LIQUIDITY SHORT TERM SRI - LCL PM-C		
Allocation		
Distribution		
Net capital gains and losses accumulated per share		
Capitalized	-143,230.73	-1,209,128.09
Total	-143,230.73	-1,209,128.09

UCIT AMUNDI EURO LIQUIDITY SHORT TERM SRI

	06/30/2023	06/30/2022
Units AMUNDI EURO LIQUIDITY SHORT TERM SRI - M-C		
Allocation		
Distribution		
Net capital gains and losses accumulated per share		
Capitalized	-36,883.76	-290,684.52
Total	-36,883.76	-290,684.52

	06/30/2023	06/30/2022
Units AMUNDI EURO LIQUIDITY SHORT TERM SRI - P-C		
Allocation		
Distribution		
Net capital gains and losses accumulated per share		
Capitalized	-2,652,140.67	-6,249,153.36
Total	-2,652,140.67	-6,249,153.36

	06/30/2023	06/30/2022
Units AMUNDI EURO LIQUIDITY SHORT TERM SRI - S-C		
Allocation		
Distribution		
Net capital gains and losses accumulated per share		
Capitalized	-29,124.37	-720,362.90
Total	-29,124.37	-720,362.90

	06/30/2023	06/30/2022
Units AMUNDI EURO LIQUIDITY SHORT TERM SRI - SG-C		
Allocation		
Distribution		
Net capital gains and losses accumulated per share		
Capitalized	-133.86	-28.74
Total	-133.86	-28.74

UCIT AMUNDI EURO LIQUIDITY SHORT TERM SRI

	06/30/2023	06/30/2022
Units AMUNDI EURO LIQUIDITY SHORT TERM SRI - Z-C		
Allocation		
Distribution		
Net capital gains and losses accumulated per share		
Capitalized	-6,478,189.70	-7,674,839.39
Total	-6,478,189.70	-7,674,839.39

UCIT AMUNDI EURO LIQUIDITY SHORT TERM SRI

3.11. Table of profit (loss) and other typical features of the fund over the past five financial periods

	12/31/2019	12/31/2020	06/30/2021	06/30/2022	06/30/2023
Global Net Assets in EUR	21,259,984,683.64	23,235,624,902.51	14,750,975,856.38	16,068,802,595.60	20,766,153,878.77
Units AMUNDI EURO LIQUIDITY SHORT TERM SRI DP in EUR					
Net assets	2,873,157.91	95,562,190.21	44,111,509.07		
Number of shares/units	35.964	1,200.985	555.883		
NAV per share/unit	79,889.8317	79,569.8449	79,353.9451		
Net Capital Gains and Losses Accumulated per share	-70.32	-124.51	-136.14		
Net income Accumulated on the result	-142.32	-164.45	-113.04		
Units AMUNDI EURO LIQUIDITY SHORT TERM SRI - E-C in EUR					
Net assets	176,234,115.05	289,146,648.61	425,293,051.29	840,594,650.77	859,380,557.49
Number of shares/units	17,754.495	29,272.607	43,199.522	86,060.485	86,750.493
NAV per share/unit	9,926.1688	9,877.7211	9,844.8554	9,767.4867	9,906.3478
Net Capital Gains and Losses Accumulated per share	-8.74	-15.46	-16.89	-39.36	-13.44
Net income Accumulated on the result	-36.43	-31.39	-20.28	-39.69	145.22
Units AMUNDI EURO LIQUIDITY SHORT TERM SRI - EPARGNE BRIO QUOTIDIEN-C in EUR					
Net assets				8,671,022.11	
Number of shares/units				80,754.88603	
NAV per share/unit				107.3745	
Net Capital Gains and Losses Accumulated per share				-0.21	
Net income Accumulated on the result				-0.20	

UCIT AMUNDI EURO LIQUIDITY SHORT TERM SRI

3.11. Table of profit (loss) and other typical features of the fund over the past five financial periods

	12/31/2019	12/31/2020	06/30/2021	06/30/2022	06/30/2023
Units AMUNDI EURO LIQUIDITY SHORT TERM SRI - I2-C in EUR					
Net assets	13,047,386,007.63	13,177,511,372.90	5,997,764,176.29	6,469,673,017.33	8,283,402,931.24
Number of shares/units	1,314,672.921	1,332,923.397	608,258.964	660,342.677	831,922.755
NAV per share/unit	9,924.4350	9,886.1730	9,860.5438	9,797.4479	9,956.9375
Net Capital Gains and Losses Accumulated per share	-8.73	-15.46	-16.91	-39.46	-13.49
Net income Accumulated on the result	-17.28	-21.20	-13.03	-25.33	165.86
Units AMUNDI EURO LIQUIDITY SHORT TERM SRI - I-C in EUR					
Net assets	4,807,142,098.87	6,096,904,379.22	5,163,448,226.89	3,863,024,580.98	4,492,482,082.26
Number of shares/units	22,035.611	28,060.187	23,828.349	17,946.610	410,838.663
NAV per share/unit	218,153.3381	217,279.5348	216,693.4950	215,250.9349	10,934.9058
Net Capital Gains and Losses Accumulated per share	-192.05	-340.01	-371.78	-867.07	-14.82
Net income Accumulated on the result	-427.91	-498.77	-309.17	-612.74	179.37
Units AMUNDI EURO LIQUIDITY SHORT TERM SRI - LCL P-C in EUR					
Net assets	85,755,177.83	79,024,577.14	79,742,771.97	77,706,273.07	67,511,150.25
Number of shares/units	864,147.850	800,962.079	811,422.333	797,919.827	684,258.752
NAV per share/unit	99.2366	98.6620	98.2752	97.3860	98.6631
Net Capital Gains and Losses Accumulated per share	-0.08	-0.15	-0.16	-0.39	-0.13
Net income Accumulated on the result	-0.41	-0.40	-0.26	-0.51	1.34

UCIT AMUNDI EURO LIQUIDITY SHORT TERM SRI

3.11. Table of profit (loss) and other typical features of the fund over the past five financial periods

	12/31/2019	12/31/2020	06/30/2021	06/30/2022	06/30/2023
Units AMUNDI EURO LIQUIDITY SHORT TERM SRI - LCL PE-C in EUR					
Net assets	161,079,357.24	117,512,391.52	108,279,302.62	95,584,910.43	177,735,592.67
Number of shares/units	32,442.349	23,796.182	22,007.324	19,594.831	35,935.952
NAV per share/unit	4,965.0953	4,938.2876	4,920.1485	4,878.0676	4,945.8991
Net Capital Gains and Losses Accumulated per share	-4.37	-7.73	-8.44	-19.66	-6.71
Net income Accumulated on the result	-18.22	-18.27	-11.84	-23.25	71.01
Units AMUNDI EURO LIQUIDITY SHORT TERM SRI - LCL PM-C in EUR					
Net assets	176,123,835.07	99,305,980.63	274,422,124.13	299,903,547.27	105,438,576.87
Number of shares/units	1,762,818.864	999,235.793	2,771,193.151	3,054,026.595	1,059,495.639
NAV per share/unit	99.9103	99.3819	99.0267	98.1993	99.5177
Net Capital Gains and Losses Accumulated per share		-0.15	-0.16	-0.39	-0.13
Net income Accumulated on the result	-0.07	-0.35	-0.22	-0.44	1.38
Units AMUNDI EURO LIQUIDITY SHORT TERM SRI - M-C in EUR					
Net assets			50,258,659.13	72,143,302.69	27,197,332.91
Number of shares/units			50,350.643	72,796.839	27,024.885
NAV per share/unit			998.1731	991.0224	1,006.3810
Net Capital Gains and Losses Accumulated per share			-1.45	-3.99	-1.36
Net income Accumulated on the result			-0.70	-3.32	16.00

UCIT AMUNDI EURO LIQUIDITY SHORT TERM SRI

3.11. Table of profit (loss) and other typical features of the fund over the past five financial periods

	12/31/2019	12/31/2020	06/30/2021	06/30/2022	06/30/2023
Units AMUNDI EURO LIQUIDITY SHORT TERM SRI - P-C in EUR					
Net assets	234,081,737.82	597,624,909.90	627,225,610.38	1,549,598,658.32	1,952,189,898.27
Number of shares/units	2,361,891.689	6,063,799.057	6,388,555.517	15,924,243.476	19,799,999.656
NAV per share/unit	99.1077	98.5561	98.1795	97.3106	98.5954
Net Capital Gains and Losses Accumulated per share	-0.08	-0.15	-0.16	-0.39	-0.13
Net income Accumulated on the result	-0.36	-0.38	-0.25	-0.49	1.34
Units AMUNDI EURO LIQUIDITY SHORT TERM SRI - S-C in EUR					
Net assets	2,569,309,196.22	2,683,032,452.38	1,980,430,424.61	178,810,141.08	21,480,255.38
Number of shares/units	2,565,034.673	2,689,828.472	1,990,930.737	181,000.926	21,405.173
NAV per share/unit	1,001.6664	997.4734	994.7259	987.8962	1,003.5076
Net Capital Gains and Losses Accumulated per share	-0.88	-1.56	-1.70	-3.97	-1.36
Net income Accumulated on the result	-2.21	-2.47	-1.47	-3.02	16.25
Units AMUNDI EURO LIQUIDITY SHORT TERM SRI - SG-C in EUR					
Net assets				9,946.28	110,970.49
Number of shares/units				1.000	11.000
NAV per share/unit				9,946.2800	10,088.2263
Net Capital Gains and Losses Accumulated per share				-28.74	-12.16
Net income Accumulated on the result				-26.26	148.08

UCIT AMUNDI EURO LIQUIDITY SHORT TERM SRI

3.11. Table of profit (loss) and other typical features of the fund over the past five financial periods

	12/31/2019	12/31/2020	06/30/2021	06/30/2022	06/30/2023
Units AMUNDI EURO LIQUIDITY SHORT TERM SRI - Z-C in EUR					
Net assets				2,613,082,545.27	4,779,224,530.94
Number of shares/units				26,252.516	47,250.390
NAV per share/unit				99,536.4613	101,146.7742
Net Capital Gains and Losses Accumulated per share				-292.34	-137.10
Net income Accumulated on the result				-181.88	1,675.42

UCIT AMUNDI EURO LIQUIDITY SHORT TERM SRI

3.12. Portfolio listing of financial instruments in EUR

Name of security	Currency	Quantity	Market value	% Net Assets
Deposits				
DAT BRED 07/02	EUR	50,000,000	50,606,651.39	0.24
DAT BRED 08/03 0.18	EUR	20,000,000	20,201,385.00	0.10
dat lbp 3.38 3/7/23	EUR	500,000,000	500,046,944.44	2.40
Depo0.13 240424	EUR	50,000,000	50,303,266.67	0.25
TOTAL Deposits			621,158,247.50	2.99
Bonds and similar securities				
Listed bonds and similar securities				
CANADA				
Bank of Nova Scotia OISEST+1.0% 20-12-23	EUR	67,000,000	67,267,496.42	0.33
TOTAL CANADA			67,267,496.42	0.33
TOTAL Listed bonds and similar securities			67,267,496.42	0.33
TOTAL Bonds and similar securities			67,267,496.42	0.33
Credit instruments				
Credit instruments traded in a regulated market or equivalent				
FINLAND				
NORDEA BKP ZCP 05-10-23	EUR	20,000,000	19,802,790.61	0.10
TOTAL FINLAND			19,802,790.61	0.10
SWEDEN				
SKAN ENSK BANK AB ZCP 03-11-23	EUR	30,000,000	29,622,182.47	0.14
SKAN ENSK BANK AB ZCP 13-10-23	EUR	50,000,000	49,482,367.16	0.24
SVEN HAND AB ZCP 05-10-23	EUR	10,000,000	9,904,517.81	0.05
SVENSKA HANDELSBANKEN AB 170723 FIX 3.08	EUR	50,000,000	49,923,986.21	0.24
TOTAL SWEDEN			138,933,053.65	0.67
UNITED KINGDOM				
BANK OF AMERICA NA LONDRES 140823 FIX 3.	EUR	45,000,000	44,806,533.66	0.21
BARC B OISEST+0.2% 03-08-23	EUR	10,000,000	10,080,686.47	0.04
BARCLAYS BANK PLC 220823 OISEST 0.23	EUR	75,000,000	75,870,718.02	0.37
LLOYDS BANK ZCP 17-10-23	EUR	15,000,000	14,834,042.66	0.07
THE TORO BANK LOND ZCP 18-06-24	EUR	50,000,000	48,071,721.39	0.24
TOTAL UNITED KINGDOM			193,663,702.20	0.93
UNITED STATES OF AMERICA				
PROCTER AND GAMBLE CO 030723 FIX 3.11	EUR	90,000,000	89,982,480.58	0.43
TOTAL UNITED STATES OF AMERICA			89,982,480.58	0.43
TOTAL Credit instruments traded in a regulated market or equivalent			442,382,027.04	2.13
Credit instruments traded in a regulated market or equivalent				
AUSTRALIA				
AUSTRALIA NEW Z 181223 FIX 3.69	EUR	100,000,000	98,272,838.48	0.47
NATIONAL AUSTRALIA BANK LIMITED 221223 FIX 3.83	EUR	100,000,000	98,195,013.63	0.47
TOTAL AUSTRALIA			196,467,852.11	0.94
AUSTRIA				
OESTERREICHISCHE KONTROLLBANK AG 030723	EUR	50,000,000	49,990,155.36	0.24
TOTAL AUSTRIA			49,990,155.36	0.24

UCIT AMUNDI EURO LIQUIDITY SHORT TERM SRI

3.12. Portfolio listing of financial instruments in EUR

Name of security	Currency	Quantity	Market value	% Net Assets
TOTAL AUSTRIA			49,990,155.36	0.24
BELGIUM				
BELFIUS BANQUE SA/NV 210923 FIX 3.63	EUR	100,000,000	99,188,324.70	0.48
BELFIUS BANQUE SA/NV 301123 FIX 3.75	EUR	150,000,000	147,661,097.44	0.72
BELFIUS BANQUE SA/NV 310823 FIX 3.51	EUR	100,000,000	99,401,749.22	0.48
BNP PARIBAS FORTIS SA 081123 FIX 3.35	EUR	50,000,000	49,320,436.20	0.24
BNP PARIBAS FORTIS SA 120224 FIX 3.585	EUR	40,000,000	39,018,600.87	0.19
BNP PARIBAS FORTIS SA 120224 FIX 3.749	EUR	95,000,000	92,669,177.07	0.45
BNP PARIBAS FORTIS SA 220823 FIX 3.585	EUR	70,000,000	69,640,431.92	0.33
KBC BANK NV 010923 FIX 3.49	EUR	100,000,000	99,377,608.53	0.48
KBC BANK NV 050923 FIX 3.51	EUR	70,000,000	69,535,031.54	0.33
KBC BANK NV 140823 FIX 3.38	EUR	100,000,000	99,566,645.70	0.48
KBC BANK NV 180723 FIX 3.28	EUR	150,000,000	149,755,946.83	0.72
KBC BANK NV 190723 FIX 3.3	EUR	100,000,000	99,828,224.86	0.48
KBC BANK NV 260723 FIX 3.35	EUR	100,000,000	99,765,944.17	0.48
KINGDOM OF BELGIUM 060723 FIX 3.28	EUR	500,000,000	499,770,232.95	2.41
LVMH FINANCE BELGIQUE SA 060723 FIX 3.105	EUR	100,000,000	99,951,895.84	0.48
LVMH FINANCE BELGIQUE SA 070723 FIX 3.115	EUR	140,000,000	139,919,222.30	0.67
LVMH FINANCE BELGIQUE SA 190723 FIX 3.35	EUR	20,000,000	19,964,854.73	0.10
SUMITOMO MITSU 030723 FIX 3.4	EUR	100,000,000	99,980,565.63	0.48
SUMITOMO MITSUI 010823 FIX 3.47	EUR	50,000,000	49,848,818.23	0.24
SUMITOMO MITSUI 100723 FIX 3.33	EUR	100,000,000	99,912,780.78	0.48
SUMITOMO MITSUI 200723 FIX 3.45	EUR	150,000,000	149,723,785.88	0.72
SUMITOMO MITSUI 260723 FIX 3.47	EUR	100,000,000	99,758,023.67	0.48
SUMITOMO MITSUI 260723 FIX 3.47	EUR	100,000,000	99,758,023.67	0.48
SUMITOMO MITSUI 310723 FIX 3.47	EUR	150,000,000	149,561,574.72	0.72
TOTAL BELGIUM			2,722,878,997.45	13.12
DENMARK				
DANSKE BANK A/S 120923 FIX 3.55	EUR	100,000,000	99,277,223.80	0.47
DANSKE BANK A/S 210823 FIX 3.465	EUR	100,000,000	99,503,478.74	0.48
JYSKE BANK DNK 140823 OIEST 0.03	EUR	200,000,000	200,294,107.55	0.97
JYSKE BANK DNK 190723 OIEST 0.0	EUR	100,000,000	100,109,610.33	0.48
JYSKE BANK DNK 260723 OIEST 0.005	EUR	80,000,000	80,035,633.78	0.39
TOTAL DENMARK			579,220,054.20	2.79
FINLAND				
NORD B OIEST+0.2% 13-10-23	EUR	50,000,000	50,370,362.64	0.24
NORD B OIEST+0.2% 20-11-23	EUR	20,000,000	20,134,053.89	0.09
NORDEA BANK ABP. 051023 FIX 2.47	EUR	34,000,000	33,664,744.04	0.17
NORDEA BANK ABP. 130524 FIX 3.79	EUR	50,000,000	48,249,030.71	0.23
NORDEA BANK ABP. 140823 OIEST 0.13	EUR	100,000,000	100,707,339.50	0.49
NORDEA BANK ABP. 160224 OIEST 0.25	EUR	26,000,000	26,306,736.01	0.12
NORDEA BANK ABP. 221123 OIEST 0.18	EUR	150,000,000	150,561,408.33	0.73
NORDEA BANK ABP. 240823 OIEST 0.11	EUR	50,000,000	50,177,089.39	0.24
NORDEA BKP OIEST 31-07-23	EUR	100,000,000	100,577,666.89	0.49

UCIT AMUNDI EURO LIQUIDITY SHORT TERM SRI

3.12. Portfolio listing of financial instruments in EUR

Name of security	Currency	Quantity	Market value	% Net Assets
OP CORPORATE BANK PLC 021023 FIX 2.6	EUR	66,000,000	65,387,805.58	0.31
OP CORPORATE BANK PLC 120124 FIX 3.37	EUR	50,000,000	48,987,582.46	0.23
OP CORPORATE BANK PLC 280923 FIX 2.6	EUR	45,000,000	44,594,566.30	0.22
TOTAL FINLAND			739,718,385.74	3.56
FRANCE				
AGENCE CENTRALE 060723 FIX 3.22	EUR	600,000,000	599,722,439.57	2.89
AGENCE FRANCAISE DE DEVELOPPEMENT 280823	EUR	30,000,000	29,827,212.06	0.14
AIR LIQUIDE FINANCE 170723 FIX 3.245	EUR	43,000,000	42,935,056.84	0.20
BFCM (BANQUE FE 030723 FIX 3.37	EUR	50,000,000	49,990,463.02	0.24
BFCM (BANQUE FEDE 031023 OISEST 0.2	EUR	60,000,000	60,501,090.95	0.29
BFCM (BANQUE FEDE 131123 OISEST 0.2	EUR	33,000,000	33,328,732.80	0.16
BFCM (BANQUE FEDER 011223 OISEST 0.28	EUR	40,000,000	40,547,457.94	0.20
BFCM (BANQUE FEDER 020424 OISEST 0.29	EUR	50,000,000	50,146,481.34	0.24
BFCM (BANQUE FEDER 080324 OISEST 0.32	EUR	80,000,000	80,532,689.00	0.38
BFCM (BANQUE FEDER 081223 OISEST 0.34	EUR	30,000,000	30,513,288.90	0.15
BFCM (BANQUE FEDER 090524 OISEST 0.31	EUR	100,000,000	100,225,884.66	0.49
BFCM (BANQUE FEDER 110424 OISEST 0.35	EUR	80,000,000	80,655,519.11	0.39
BFCM (BANQUE FEDER 111223 OISEST 0.28	EUR	10,000,000	10,146,396.23	0.05
BFCM (BANQUE FEDER 141123 OISEST 0.34	EUR	70,000,000	71,181,260.75	0.34
BFCM (BANQUE FEDER 271023 OISEST 0.24	EUR	65,000,000	66,172,752.54	0.32
BFCM B OISEST+0.2% 07-08-23	EUR	30,000,000	30,544,410.75	0.15
BFCM B OISEST+0.23% 03-10-23	EUR	10,000,000	10,185,798.81	0.05
BNP PA OISEST+0.21% 03-11-23	EUR	12,000,000	12,153,284.01	0.06
BNP PARIBAS 010324 OISEST 0.23	EUR	70,000,000	70,201,816.41	0.33
BNP PARIBAS 020823 OISEST 0.11	EUR	100,000,000	100,549,905.00	0.48
BNP PARIBAS 101023 OISEST 0.22	EUR	50,000,000	50,714,515.19	0.24
BNP PARIBAS 180424 OISEST 0.27	EUR	40,000,000	40,174,627.11	0.20
BNP PARIBAS 190224 OISEST 0.2	EUR	30,000,000	30,030,804.10	0.15
BNP PARIBAS 190324 OISEST 0.22	EUR	30,000,000	30,031,304.77	0.15
BNP PARIBAS 310124 OISEST 0.18	EUR	40,000,000	40,039,065.91	0.19
BNP PARIBAS 310524 OISEST 0.28	EUR	100,000,000	100,294,278.33	0.49
BNP PARIBAS 310723 OISEST 0.18	EUR	22,000,000	22,381,319.20	0.11
BNP PARIBAS 311023 OISEST 0.24	EUR	50,000,000	50,898,167.60	0.25
BPCE OISEST+0.25% 02-08-23	EUR	135,000,000	137,584,888.65	0.66
BPCE OISEST+0.25% 07-09-23	EUR	60,000,000	61,117,788.53	0.30
BPCE OISEST+0.27% 07-11-23	EUR	25,000,000	25,448,418.46	0.13
BPCE OISEST+0.27% 22-09-23	EUR	50,000,000	50,960,634.42	0.25
BPCE SA 060324 OISEST 0.32	EUR	30,000,000	30,328,492.58	0.14
BPCE SA 080124 OISEST 0.31	EUR	25,000,000	25,327,911.44	0.12
BPCE SA 091023 OISEST 0.27	EUR	50,000,000	50,822,156.50	0.25
BPCE SA 111023 OISEST 0.2	EUR	40,000,000	40,304,865.87	0.20
BPCE SA 131123 OISEST 0.29	EUR	15,000,000	15,219,361.89	0.07
BPIFRANCE SA 060723 FIX 3.38	EUR	100,000,000	99,951,429.62	0.48
CREDIT AGRICOLE CORP IB 170723 FIX 3.48	EUR	20,000,000	19,969,456.24	0.10

UCIT AMUNDI EURO LIQUIDITY SHORT TERM SRI

3.12. Portfolio listing of financial instruments in EUR

Name of security	Currency	Quantity	Market value	% Net Assets
CREDIT AGRICOLE SA 030723 OISEST 0.01	EUR	200,000,000	200,094,437.77	0.96
CREDIT AGRICOLE SA 040723 OISEST 0.01	EUR	150,000,000	150,056,500.08	0.72
CREDIT AGRICOLE SA 120723 OISEST 0.03	EUR	400,000,000	400,697,672.89	1.93
CREDIT AGRICOLE SA 170723 OISEST 0.02	EUR	220,000,000	220,322,731.20	1.06
CREDIT INDUSTRIEL ET COMMERCIAL 040324 O	EUR	80,000,000	80,388,597.09	0.39
CREDIT INDUSTRIEL ET COMMERCIAL 090424 O	EUR	50,000,000	50,111,422.61	0.24
CREDIT MUNICIPAL DE PARIS 130723 FIX 3.4	EUR	25,000,000	24,970,287.62	0.12
ENGIE SA 030723 OISEST 0.01	EUR	100,000,000	100,046,669.45	0.48
ENGIE SA 060723 OISEST 0.14	EUR	65,000,000	65,501,492.08	0.31
ENGIE SA 110723 OISEST 0.14	EUR	115,000,000	115,839,692.56	0.56
ENGIE SA 240723 OISEST 1.0E-9	EUR	240,000,000	240,179,051.60	1.16
KERING FINANCE (EX PPR FINANCE) 020823 FIX 3.355	EUR	25,000,000	24,922,806.83	0.12
KERING FINANCE (EX PPR FINANCE) 020823 FIX 3.355	EUR	25,000,000	24,922,806.83	0.12
KERING FINANCE (EX PPR FINANCE) 100723 F	EUR	50,000,000	49,956,711.08	0.24
KERING FINANCE (EX PPR FINANCE) 100723 FIX 3.285	EUR	25,000,000	24,978,355.54	0.12
KERING FINANCE (EX PPR FINANCE) 120923 F	EUR	50,000,000	49,637,103.02	0.23
KERING FINANCE (EX PPR FINANCE) 130923 F	EUR	25,000,000	24,815,987.50	0.12
LA BANQUE POSTALE 060723 FIX 3.39	EUR	500,000,000	499,760,297.84	2.40
LA BANQUE POSTALE 201223 OISEST 0.27	EUR	20,000,000	20,288,586.46	0.10
LA BANQUE POSTALE 271123 OISEST 0.18	EUR	168,000,000	169,116,941.65	0.82
LA POSTE 190923 FIX 3.58	EUR	63,000,000	62,493,360.28	0.30
LA POSTE 210723 FIX 3.35	EUR	75,000,000	74,854,989.25	0.36
NATIXIS 050424 OISEST 0.3	EUR	50,000,000	50,124,086.92	0.24
NATIXIS 110424 OISEST 0.33	EUR	25,000,000	25,196,097.42	0.12
NATIXIS 131223 OISEST 0.32	EUR	35,000,000	35,519,251.29	0.17
PARIS (VILLE DE) 100723 FIX 3.41	EUR	50,000,000	49,957,142.84	0.24
PARIS (VILLE DE) 200723 FIX 3.42	EUR	10,000,000	9,981,901.76	0.05
REGIE AUTONOME 070923 FIX 3.5	EUR	100,000,000	99,322,398.14	0.48
REGIE AUTONOME 250823 FIX 3.35	EUR	50,000,000	49,728,341.76	0.24
REGIE AUTONOME 280823 FIX 3.49	EUR	75,000,000	74,569,045.45	0.36
SG OISEST+0.3% 07-11-23	EUR	130,000,000	132,375,275.07	0.63
SG OISEST+0.3% 10-11-23	EUR	50,000,000	50,907,841.96	0.25
SOCIETE GENERALE SA 020424 OISEST 0.34	EUR	100,000,000	100,778,195.03	0.48
SOCIETE GENERALE SA 030524 OISEST 0.35	EUR	93,000,000	93,581,199.68	0.45
SOCIETE GENERALE SA 071223 OISEST 0.32	EUR	45,000,000	45,765,943.10	0.22
SOCIETE GENERALE SA 231123 OISEST 0.32	EUR	50,000,000	50,876,931.58	0.24
UNION NAT. INTE 060723 FIX 3.34	EUR	100,000,000	99,951,934.69	0.48
UNION NAT. INTE 170723 FIX 3.29	EUR	80,000,000	79,877,254.27	0.39
TOTAL FRANCE			6,214,130,769.29	29.93
GERMANY				
DZ BANK AG DEUT 050923 FIX 3.47	EUR	70,000,000	69,542,782.42	0.34
LANDESBANK BADEN WUERTTEMBERG 020823 FIX	EUR	75,000,000	74,765,538.49	0.36
LANDESBANK BADEN WUERTTEMBERG 020823 FIX	EUR	100,000,000	99,687,384.65	0.49
LANDESK. BADEN 050723 FIX 3.36	EUR	150,000,000	149,944,095.29	0.72

UCIT AMUNDI EURO LIQUIDITY SHORT TERM SRI

3.12. Portfolio listing of financial instruments in EUR

Name of security	Currency	Quantity	Market value	% Net Assets
LANDESK. BADEN 060723 FIX 3.35	EUR	225,000,000	224,895,196.76	1.08
LANDESK. BADEN 070723 FIX 3.36	EUR	150,000,000	149,916,176.87	0.72
TOTAL GERMANY			768,751,174.48	3.71
IRELAND				
BANK OF AMERICA EUROPE DAC 130723 FIX 2.	EUR	20,000,000	19,976,880.57	0.10
BANK OF AMERICA EUROPE DAC 201123 FIX 3.635	EUR	40,000,000	39,404,746.36	0.19
CATERPILLAR INT 200723 FIX 3.43	EUR	40,000,000	39,925,257.60	0.19
TOTAL IRELAND			99,306,884.53	0.48
LUXEMBOURG				
CLEARSTREAM BANKING 130923 FIX 3.65	EUR	53,000,000	52,605,009.69	0.25
NESTLE FINANCE INTERNATIONAL LTD 310723	EUR	50,000,000	49,858,141.79	0.24
TOTAL LUXEMBOURG			102,463,151.48	0.49
NETHERLANDS				
ABN AMRO BANK NV 030723 FIX 3.22	EUR	100,000,000	99,980,933.27	0.48
ALLIANDER N.V. 180823 FIX 3.36	EUR	30,000,000	29,859,881.77	0.14
BMW FINANCE NV 170723 FIX 3.325	EUR	65,000,000	64,899,802.53	0.32
BMW FINANCE NV 250723 FIX 3.345	EUR	50,000,000	49,884,633.84	0.24
BMW FINANCE NV 250723 FIX 3.35	EUR	65,000,000	64,850,023.99	0.32
COOPERATIEVE RABOBANK UA 201123 FIX 3.6	EUR	100,000,000	98,547,861.50	0.48
COOP R OISEST+0.26% 08-08-23	EUR	40,000,000	40,764,209.36	0.20
ING BANK N.V. 011223 FIX 2.87	EUR	20,000,000	19,677,376.62	0.10
ING BANK N.V. 100524 OISEST 0.31	EUR	62,000,000	62,335,366.90	0.30
ING BANK N.V. 101123 FIX 2.89	EUR	12,900,000	12,722,732.19	0.06
ING BANK N.V. 210723 FIX 1.16	EUR	30,000,000	29,942,455.59	0.14
ING BANK N.V. 230424 OISEST 0.3	EUR	124,000,000	124,859,106.58	0.60
ING BANK N.V. 260124 FIX 3.365	EUR	50,000,000	48,874,369.17	0.23
ING BANK N.V. 271023 OISEST 0.31	EUR	10,000,000	10,188,255.14	0.05
ING BANK N.V. 310524 OISEST 0.39	EUR	25,000,000	25,099,105.96	0.12
LINDE FINANCE BV 180723 FIX 3.37	EUR	50,000,000	49,919,736.25	0.24
LINDE FINANCE BV 180723 FIX 3.37	EUR	21,500,000	21,465,486.59	0.10
TOYOTA MOTOR F 030723 FIX 3.4	EUR	80,000,000	79,984,154.84	0.38
TOTAL NETHERLANDS			933,855,492.09	4.50
NORWAY				
DNB BANK ASA 010823 FIX 2.34	EUR	50,000,000	49,853,466.26	0.24
DNB BANK ASA 020823 FIX 1.05	EUR	50,000,000	49,848,582.09	0.24
DNB BANK ASA 171023 FIX 3.48	EUR	50,000,000	49,457,212.04	0.24
DNB BANK ASA 171123 FIX 2.88	EUR	100,000,000	98,575,902.68	0.47
DNB BANK ASA 211223 FIX 3.79	EUR	100,000,000	98,187,916.90	0.47
TOTAL NORWAY			345,923,079.97	1.66
SPAIN				
BANCO SANTANDER SA 100823 FIX 2.95	EUR	50,000,000	49,806,274.48	0.24
SANTANDER CONSUMER FINANCE, S.A. 100723 FIX 3.45	EUR	45,000,000	44,961,376.89	0.22
SANTANDER CONSUMER FINANCE, S.A. 110723	EUR	50,000,000	49,952,322.09	0.24
SANTANDER CONSUMER FINANCE, S.A. 130723 FIX 3.24	EUR	100,000,000	99,885,590.09	0.48

UCIT AMUNDI EURO LIQUIDITY SHORT TERM SRI

3.12. Portfolio listing of financial instruments in EUR

Name of security	Currency	Quantity	Market value	% Net Assets
SANTANDER CONSUMER FINANCE, S.A. 240723	EUR	300,000,000	299,340,878.55	1.44
SANTANDER CONSUMER FINANCE, S.A. 260723 FIX 3.4	EUR	50,000,000	49,880,487.35	0.24
SANTANDER CONSUMER FINANCE, S.A. 270723 FIX 3.37	EUR	130,000,000	129,676,689.12	0.63
SANTANDER CONSUMER FINANCE, S.A. 290823	EUR	50,000,000	49,708,761.82	0.23
TOTAL SPAIN			773,212,380.39	3.72
SWEDEN				
SKANDINAVISKA ENSKILDA BANKEN AB 130923	EUR	50,000,000	49,639,439.76	0.23
SKANDINAVISKA ENSKILDA BANKEN AB 201023	EUR	50,000,000	49,445,212.36	0.24
SKANDINAVISKA ENSKILDA BANKEN AB 201023	EUR	97,000,000	95,923,711.97	0.47
SKANDINAVISKA ENSKILDA BANKEN AB 291123	EUR	100,000,000	98,455,334.77	0.47
SVENSKA HANDELSBANKEN AB 011123 FIX 3.66	EUR	100,000,000	98,741,302.26	0.47
SVENSKA HANDELSBANKEN AB 131023 FIX 2.68	EUR	50,000,000	49,478,321.47	0.24
SVENSKA HANDELSBANKEN AB 131123 FIX 3.62	EUR	100,000,000	98,603,156.67	0.48
SVENSKA HANDELSBANKEN AB 160524 FIX 3.81	EUR	50,000,000	48,225,771.72	0.23
SVENSKA HANDELSBANKEN AB 180124 FIX 3.295	EUR	25,000,000	24,456,850.03	0.11
SVENSKA HANDELSBANKEN AB 241123 FIX 3.73	EUR	100,000,000	98,474,201.93	0.47
SVENSKA HANDELSBANKEN AB 271023 FIX 3.62	EUR	150,000,000	148,197,736.05	0.71
SVENSKA HANDELSBANKEN AB 290923 FIX 2.6	EUR	100,000,000	99,111,394.41	0.48
SWEDBANK AB 161023 FIX 3.5	EUR	30,000,000	29,679,038.10	0.15
SWEDBANK AB 201023 FIX 3.605	EUR	80,000,000	79,109,348.72	0.38
SWEDBANK AB 260723 FIX 2.43	EUR	50,000,000	49,882,384.57	0.24
VOLVO TREASURY AB 120723 FIX 3.45	EUR	65,000,000	64,930,464.11	0.32
TOTAL SWEDEN			1,182,353,668.90	5.69
UNITED KINGDOM				
BARC B OISEST+0.22% 30-10-23	EUR	50,000,000	50,228,315.11	0.24
BARC B OISEST+0.25% 30-11-23	EUR	51,000,000	51,234,241.41	0.25
BARCLAYS BANK PLC 011223 OISEST 0.23	EUR	59,000,000	59,191,555.79	0.29
BARCLAYS BANK PLC 250923 OISEST 0.14	EUR	70,000,000	70,048,972.86	0.34
BARCLAYS BANK PLC 270723 OISEST 0.2	EUR	26,000,000	26,225,611.44	0.13
CITIBANK UK LIMITED 270723 FIX 3.39	EUR	150,000,000	149,614,036.24	0.72
MUFG BANK, LTD. 090823 FIX 3.48	EUR	100,000,000	99,612,671.87	0.48
MUFG BANK, LTD. 210723 FIX 3.45	EUR	100,000,000	99,803,005.50	0.48
MUFG BANK, LTD. 240723 FIX 3.45	EUR	100,000,000	99,779,376.90	0.48
MUFG BANK LTD 200723 FIX 3.44	EUR	150,000,000	149,718,927.31	0.72
NORD BKP LOND BRAN ZCP 04-10-23	EUR	46,000,000	45,551,466.10	0.22
NORD BKP LOND BRAN ZCP 17-01-24	EUR	30,000,000	29,349,168.00	0.14
NTT FINANCE UK LIMITED 280723 FIX 3.45	EUR	50,000,000	49,867,793.41	0.24
ROYA BANK OF CANA ZCP 24-11-23	EUR	30,000,000	29,577,141.86	0.14
THE TORO BANK LOND ZCP 12-12-23	EUR	70,000,000	68,805,052.71	0.33
THE TORONTO-DOM 111023 FIX 2.66	EUR	20,000,000	19,800,925.46	0.09
TOTAL UNITED KINGDOM			1,098,408,261.97	5.29
UNITED STATES OF AMERICA				
COLGATE PALMOLIVE CO 060723 FIX 3.31	EUR	50,000,000	49,976,042.27	0.24
COLGATE PALMOLIVE CO 130723 FIX 3.4	EUR	110,000,000	109,873,684.50	0.53

UCIT AMUNDI EURO LIQUIDITY SHORT TERM SRI

3.12. Portfolio listing of financial instruments in EUR

Name of security	Currency	Quantity	Market value	% Net Assets
COLGATE PALMOLIVE CO 180723 FIX 3.4	EUR	8,000,000	7,986,991.74	0.04
PROCTER AND GAMBLE CO 080823 FIX 3.32	EUR	22,000,000	21,919,287.53	0.10
TOTAL UNITED STATES OF AMERICA			189,756,006.04	0.91
TOTAL Credit instruments traded in a regulated market or equivalent			15,996,436,314.00	77.03
TOTAL Credit instruments			16,438,818,341.04	79.16
Securities purchased under agreement to resell				
BELGIUM				
BELGIQUE 1.0% 22-06-31	EUR	152,011,494	132,249,999.78	0.63
BELGIQUE 3% 06/34	EUR	7,000,000	7,000,000.00	0.03
BELGIUM GOVERNMENT BOND 1.45% 22-06-37	EUR	32,000,000	25,920,000.00	0.13
COMMUNAUTE EUROPEAN BRU 0.3% 04-11-50	EUR	84,500,000	40,232,500.00	0.20
EUROPEAN UNION 0.4% 04-02-37	EUR	31,991,907	22,081,999.64	0.10
EUROPEAN UNION 1.25% 04-02-43	EUR	36,000,000	25,920,000.00	0.13
EUROPEAN UNION 3.0% 04-03-53	EUR	174,938,070	162,202,102.05	0.78
EUROPEAN UNION 3.25% 04-07-34	EUR	88,800,000	90,678,000.00	0.44
EUROPEAN UNION 3.375% 04-10-38	EUR	24,900,000	25,398,000.00	0.12
EUROPEAN UNION 3.375% 04-11-42	EUR	75,000,000	77,679,999.98	0.37
TOTAL BELGIUM			609,362,601.45	2.93
FRANCE				
AGENCE FRANCAISE DE DEVELOPPEMEN 1.0% 31-01-28	EUR	10,300,000	9,424,500.00	0.05
AGENCE FRANCAISE DE DEVELOPPEMEN 3.375% 25-05-33	EUR	55,700,000	56,340,550.00	0.27
DEXGRP 0 1/2 01/17/25	EUR	29,100,000	27,732,300.00	0.13
DEXGRP 1 10/18/27	EUR	50,000,000	45,600,000.00	0.22
DEXIA 0.0% 29-05-24 EMTN	EUR	25,000,000	24,125,000.00	0.12
DEXIA MUN 0.01% 07-05-25	EUR	9,300,000	8,672,250.00	0.05
DEXIA MUN 2.875% 30-01-30 EMTN	EUR	14,000,000	13,678,000.00	0.06
DEXIA MUN 3.25% 19-02-29	EUR	25,000,000	25,000,000.00	0.12
FRANCE GOVERNMENT BOND OAT 0.5% 25-05-40	EUR	10,000,000	6,466,000.00	0.03
FRANCE GOVERNMENT BOND OAT 2.0% 25-05-48	EUR	34,552,000	27,113,990.96	0.13
FRANCE GOVERNMENT BOND OAT 3.5% 25-04-26	EUR	51,592,111	52,649,749.28	0.25
FRAN GOVE BON 1.25% 25-05-36	EUR	114,795,918	89,999,999.71	0.43
OAT4,5%25AVR41	EUR	40,000,000	46,920,000.00	0.22
SERVICES FOR LA CDC 3.0% 25-05-28	EUR	39,100,000	39,100,000.00	0.19
SOCIETE DE FINANCEMENT LOCAL 3.25% 25-11-30	EUR	48,200,000	48,682,000.00	0.24
UNIO NAT INTE 0.625% 17-02-25	EUR	62,000,000	59,330,000.01	0.29
TOTAL FRANCE			580,834,339.96	2.80
GERMANY				
LANDWIRTSCHAFTLICHE RENTENBANK 0.0% 19-07-28	EUR	55,800,000	47,988,000.00	0.23
TOTAL GERMANY			47,988,000.00	0.23

UCIT AMUNDI EURO LIQUIDITY SHORT TERM SRI

3.12. Portfolio listing of financial instruments in EUR

Name of security	Currency	Quantity	Market value	% Net Assets
LUXEMBOURG				
BANQ EUR 1.125% 15-09-36 EMTN	EUR	7,500,000	5,891,250.00	0.03
BANQUE EUROPEAN D INVESTISSEMENT 2.75% 30-07-30	EUR	59,200,000	58,608,000.00	0.28
BEI 4% 15/04/30	EUR	13,665,000	14,621,550.00	0.07
EUROPEAN FINL STABILITY FACIL 1.25% 24-05-33	EUR	18,000,000	15,300,000.00	0.07
EUROPEAN FINL STABILITY FACIL 1.7% 13-02-43	EUR	28,168,000	21,785,686.00	0.11
EUROPEAN FINL STABILITY FACIL 1.75% 17-07-53	EUR	32,563,000	22,963,415.00	0.11
EUROPEAN FINL STABILITY FACIL 1.8% 10-07-48	EUR	139,726,000	105,125,630.00	0.51
EUROPEAN FINL STABILITY FACIL 3.0% 15-12-28	EUR	51,963,008	51,963,008.00	0.25
EUROPEAN STABILITY MECHANISM 1.8% 02-11-46	EUR	54,900,000	41,821,566.85	0.20
TOTAL LUXEMBOURG			338,080,105.85	1.63
NETHERLANDS				
BNG BANK NV 3.0% 11-01-33 EMTN	EUR	38,700,000	38,990,250.00	0.19
TOTAL NETHERLANDS			38,990,250.00	0.19
TOTAL Securities purchased under agreement to resell			1,615,255,297.26	7.78
Compensations for securities taken in repo			1,613,813.28	

UCIT AMUNDI EURO LIQUIDITY SHORT TERM SRI

3.12. Portfolio listing of financial instruments in EUR

Name of security	Currency	Quantity	Market value	% Net Assets
Hedges				
Other hedges				
Interest rate swaps				
OISEST/0.0/FIX/0.727	EUR	49,474,743	616,846.09	0.01
OISEST/0.0/FIX/0.865	EUR	29,652,212	291,453.21	
OISEST/0.0/FIX/2.081	EUR	19,538,702	97,467.67	
OISEST/0.0/FIX/2.119	EUR	9,756,822	44,981.14	
OISEST/0.0/FIX/2.162	EUR	49,131,357	127,039.49	
OISEST/0.0/FIX/2.21	EUR	33,169,338	121,051.14	
OISEST/0.0/FIX/2.22	EUR	22,429,207	77,654.77	
OISEST/0.0/FIX/2.258	EUR	22,429,207	69,034.44	
OISEST/0.0/FIX/2.279	EUR	49,095,296	58,456.81	
OISEST/0.0/FIX/2.306	EUR	43,847,303	93,068.29	
OISEST/0.0/FIX/2.32	EUR	97,438,451	201,354.38	
OISEST/0.0/FIX/2.345	EUR	64,309,377	133,284.70	
OISEST/0.0/FIX/2.373	EUR	19,474,776	49,089.87	
OISEST/0.0/FIX/2.407	EUR	48,680,856	116,795.32	
OISEST/0.0/FIX/2.486	EUR	29,174,050	99,470.05	
OISEST/0.0/FIX/2.501	EUR	48,618,636	100,126.65	
OISEST/0.0/FIX/2.574	EUR	97,170,398	337,157.76	
OISEST/0.0/FIX/2.59	EUR	19,445,028	86,823.71	0.01
OISEST/0.0/FIX/2.59	EUR	12,533,749	35,517.35	
OISEST/0.0/FIX/2.595	EUR	29,123,032	107,907.69	
OISEST/0.0/FIX/2.735	EUR	19,714,873	5,129.36	
OISEST/0.0/FIX/2.803	EUR	49,146,220	14,547.58	
OISEST/0.0/FIX/2.987	EUR	49,366,463	-5,896.02	
OISEST/0.0/FIX/3.0	EUR	24,193,951	74,223.58	
OISEST/0.0/FIX/3.029	EUR	89,297,993	13,965.12	
OISEST/0.0/FIX/3.071	EUR	99,221,237	8,805.95	
OISEST/0.0/FIX/3.073	EUR	29,009,050	64,355.26	
OISEST/0.0/FIX/3.079	EUR	138,537,543	-36,295.63	
OISEST/0.0/FIX/3.079	EUR	48,352,418	93,967.11	
OISEST/0.0/FIX/3.08	EUR	48,354,782	131,390.09	
OISEST/0.0/FIX/3.132	EUR	99,315,988	-2,236.04	
OISEST/0.0/FIX/3.134	EUR	48,761,260	42,010.81	
OISEST/0.0/FIX/3.141	EUR	99,196,508	1,105.21	
OISEST/0.0/FIX/3.182	EUR	2,975,592	-134.86	
OISEST/0.0/FIX/3.182	EUR	39,674,563	-1,798.10	
OISEST/0.0/FIX/3.187	EUR	49,755,988	1,366.42	
OISEST/0.0/FIX/3.209	EUR	49,722,122	1,511.53	
OISEST/0.0/FIX/3.212	EUR	148,766,559	-16,025.75	
OISEST/0.0/FIX/3.225	EUR	99,172,734	-12,621.31	
OISEST/0.0/FIX/3.225	EUR	49,723,647	903.05	
OISEST/0.0/FIX/3.244	EUR	49,287,791	15,795.36	

UCIT AMUNDI EURO LIQUIDITY SHORT TERM SRI

3.12. Portfolio listing of financial instruments in EUR

Name of security	Currency	Quantity	Market value	% Net Assets
OISEST/0.0/FIX/3.255	EUR	24,857,102	-1,454.67	
OISEST/0.0/FIX/3.274	EUR	49,657,364	962.68	
OISEST/0.0/FIX/3.275	EUR	128,901,934	-18,215.51	
OISEST/0.0/FIX/3.277	EUR	74,583,575	-107.98	
OISEST/0.0/FIX/3.278	EUR	99,160,305	-16,207.68	
OISEST/0.0/FIX/3.284	EUR	148,711,661	-25,914.66	
OISEST/0.0/FIX/3.29	EUR	99,741,669	222.51	
OISEST/0.0/FIX/3.29	EUR	64,725,008	68.30	
OISEST/0.0/FIX/3.29	EUR	64,633,117	203.84	
OISEST/0.0/FIX/3.29	EUR	24,787,474	-2,325.34	
OISEST/0.0/FIX/3.291	EUR	49,135,783	25,079.89	
OISEST/0.0/FIX/3.293	EUR	21,822,895	772.28	
OISEST/0.0/FIX/3.294	EUR	24,787,474	-2,578.46	
OISEST/0.0/FIX/3.295	EUR	49,718,201	-264.05	
OISEST/0.0/FIX/3.305	EUR	99,125,165	5,529.87	
OISEST/0.0/FIX/3.305	EUR	44,601,706	2,488.18	
OISEST/0.0/FIX/3.308	EUR	49,894,487	150.74	
OISEST/0.0/FIX/3.32	EUR	29,736,337	1,946.66	
OISEST/0.0/FIX/3.325	EUR	38,813,393	90,014.82	
OISEST/0.0/FIX/3.339	EUR	29,469,950	9,518.31	
OISEST/0.0/FIX/3.345	EUR	19,934,975	60.66	
OISEST/0.0/FIX/3.35	EUR	21,433,787	48.23	
OISEST/0.0/FIX/3.354	EUR	79,773,995	237.29	
OISEST/0.0/FIX/3.356	EUR	49,850,669	121.67	
OISEST/0.0/FIX/3.357	EUR	69,179,815	2,894.48	
OISEST/0.0/FIX/3.37	EUR	49,130,874	10,592.94	
OISEST/0.0/FIX/3.371	EUR	99,413,790	1,605.17	
OISEST/0.0/FIX/3.375	EUR	14,732,639	2,804.37	
OISEST/0.0/FIX/3.393	EUR	49,580,152	-68.19	
OISEST/0.0/FIX/3.4	EUR	49,850,448	558.64	
OISEST/0.0/FIX/3.404	EUR	49,556,742	1,304.75	
OISEST/0.0/FIX/3.416	EUR	99,101,398	1,941.57	
OISEST/0.0/FIX/3.419	EUR	99,115,995	3,263.85	
OISEST/0.0/FIX/3.428	EUR	69,377,682	4,572.15	
OISEST/0.0/FIX/3.437	EUR	95,254,423	-4,314.72	
OISEST/0.0/FIX/3.438	EUR	78,560,348	-3,955.21	
OISEST/0.0/FIX/3.44	EUR	99,113,484	6,352.51	
OISEST/0.0/FIX/3.443	EUR	147,300,513	18,223.73	
OISEST/0.0/FIX/3.457	EUR	99,397,279	1,369.60	
OISEST/0.0/FIX/3.463	EUR	99,100,934	7,758.28	
OISEST/0.0/FIX/3.464	EUR	49,551,094	3,816.23	
OISEST/0.0/FIX/3.467	EUR	98,173,696	38,739.21	
OISEST/0.0/FIX/3.474	EUR	24,775,233	1,621.75	
OISEST/0.0/FIX/3.475	EUR	69,577,346	651.79	

UCIT AMUNDI EURO LIQUIDITY SHORT TERM SRI

3.12. Portfolio listing of financial instruments in EUR

Name of security	Currency	Quantity	Market value	% Net Assets
OISEST/0.0/FIX/3.492	EUR	39,262,615	15,899.83	
OISEST/0.0/FIX/3.496	EUR	98,183,603	38,656.39	
OISEST/0.0/FIX/3.496	EUR	48,154,659	123,828.12	
OISEST/0.0/FIX/3.498	EUR	48,145,283	125,788.58	
OISEST/0.0/FIX/3.499	EUR	98,065,815	-21,376.41	
OISEST/0.0/FIX/3.499	EUR	29,826,888	512.74	
OISEST/0.0/FIX/3.499	EUR	62,428,845	6,035.14	
OISEST/0.0/FIX/3.499	EUR	74,551,901	1,281.58	
OISEST/0.0/FIX/3.509	EUR	92,345,767	117,752.83	
OISEST/0.0/FIX/3.519	EUR	67,000,000	4,151.26	
OISEST/0.0/FIX/3.526	EUR	99,080,859	5,981.35	
OISEST/0.0/FIX/3.529	EUR	52,578,857	1,536.18	
OISEST/0.0/FIX/3.564	EUR	98,151,373	24,691.29	
OISEST/0.0/FIX/3.569	EUR	98,149,179	13,857.75	
OISEST/0.0/FIX/3.579	EUR	147,179,067	28,747.38	
OISEST/0.0/FIX/3.606	EUR	68,694,012	22,356.01	
OISEST/0.0/FIX/3.618	EUR	98,139,038	35,982.87	
OISEST/0.0/FIX/3.680	EUR	98,109,832	14,630.81	
OISEST/0.0/FIX/3.703	EUR	98,090,264	5,100.11	
OISEST/0.0/FIX/3.755	EUR	48,005,069	36,099.25	
TOTAL Interest rate swaps			4,030,252.79	0.02
TOTAL Other hedges			4,030,252.79	0.02
TOTAL Hedges			4,030,252.79	0.02
Receivables			19,311,469.81	0.10
Payables			-8,348,690.95	-0.04
Financial accounts			2,007,047,651.62	9.66
Net assets			20,766,153,878.77	100.00

Units AMUNDI EURO LIQUIDITY SHORT TERM SRI - SG-C	EUR	11.000	10,088.2263	
Units AMUNDI EURO LIQUIDITY SHORT TERM SRI - Z-C	EUR	47,250.390	101,146.7742	
Units AMUNDI EURO LIQUIDITY SHORT TERM SRI - M-C	EUR	27,024.885	1,006.3810	
Units AMUNDI EURO LIQUIDITY SHORT TERM SRI - I-C	EUR	410,838.663	10,934.9058	
Units AMUNDI EURO LIQUIDITY SHORT TERM SRI - LCL PE-C	EUR	35,935.952	4,945.8991	
Units AMUNDI EURO LIQUIDITY SHORT TERM SRI - I2-C	EUR	831,922.755	9,956.9375	
Units AMUNDI EURO LIQUIDITY SHORT TERM SRI - LCL PM-C	EUR	1,059,495.639	99.5177	
Units AMUNDI EURO LIQUIDITY SHORT TERM SRI - P-C	EUR	19,799,999.656	98.5954	
Units AMUNDI EURO LIQUIDITY SHORT TERM SRI - E-C	EUR	86,750.493	9,906.3478	
Units AMUNDI EURO LIQUIDITY SHORT TERM SRI - LCL P-C	EUR	684,258.752	98.6631	
Units AMUNDI EURO LIQUIDITY SHORT TERM SRI - S-C	EUR	21,405.173	1,003.5076	

UCIT AMUNDI EURO LIQUIDITY SHORT TERM SRI

Note(s)

Sustainable investment means an investment in an economic activity that contributes to an environmental or social objective, provided that the investment does not significantly harm any environmental or social objective and that the investee companies follow good governance practices.

The **EU Taxonomy** is a classification system laid down in Regulation (EU) 2020/852, establishing a list of **environmentally sustainable economic activities**. That Regulation does not include a list of socially sustainable economic activities. Sustainable investments with an environmental objective might be aligned with the Taxonomy or not.

Periodic disclosure for the financial products referred to in Article 8, paragraphs 1, 2 and 2a, of Regulation (EU) 2019/2088 and Article 6, first paragraph, of Regulation (EU) 2020/852

Product name:
AMUNDI EURO LIQUIDITY SHORT TERM SRI

Legal entity identifier:
9695003J31VHMAGY0545

Environmental and/or social characteristics

Did this financial product have a sustainable investment objective?	
Yes	No
<input type="checkbox"/> It made sustainable investments with an environmental objective : ___% <ul style="list-style-type: none"> <input type="checkbox"/> in economic activities that qualify as environmentally sustainable under the EU Taxonomy <input type="checkbox"/> in economic activities that do not qualify as environmentally sustainable under the EU Taxonomy 	<input checked="" type="checkbox"/> It promoted Environmental/Social (E/S) characteristics and while it did not have as its objective a sustainable investment, it had a proportion of 45.46% of sustainable investments <ul style="list-style-type: none"> <input type="checkbox"/> with an environmental objective in economic activities that qualify as environmentally sustainable under the EU Taxonomy <input type="checkbox"/> with an environmental objective in economic activities that do not qualify as environmentally sustainable under the EU Taxonomy <input type="checkbox"/> with a social objective
<input type="checkbox"/> It made sustainable investments with a social objective : ___%	<input type="checkbox"/> It promoted E/S characteristics, but did not make any sustainable investments



To what extent were the environmental and/or social characteristics promoted by this financial product met?

During the period, the product promoted environmental and/or social characteristics by targeting an ESG score higher than that of the investment universe represented by **ICE BOFA 1-3 YEAR GLOBAL CORPORATE INDEX**. To determine the ESG rating of the product and the investment universe, ESG performance is assessed on an ongoing basis by comparing a security's average performance against the sector of the security's issuer for each of the three ESG characteristics (environmental, social, and governance). The investment universe is a broad market universe that does not evaluate or include components based on environmental and/or social characteristics and is therefore not intended to be consistent with the characteristics promoted by the fund. No ESG benchmarks have been assigned.

This product is a certified SRI (Socially Responsible Investment) Throughout the year, it sought to promote all three dimensions (environmental, social, and corporate governance), taking into account the ESG rating of issuers in the construction of the portfolio.

The ESG rating of issuers is intended to evaluate their ability to manage the potential negative impact of their activities on sustainability factors. This analysis assesses their Environmental, Social, and Corporate Governance behaviour and assign them an ESG rating from A (highest rating) to G (lowest

rating), in order to conduct a more inclusive assessment of the risks.

1. The portfolio consistently implemented the following Amundi exclusion policy:

- legal exclusions on controversial weapons
- companies that seriously and repeatedly violate one or more of the Ten Principles of the UN Global Compact without implementing credible corrective measures;
- Amundi's sectoral exclusions on Coal and Tobacco (the details of this policy are available in Amundi's Responsible Investment Policy available on www.amundi.fr).

2. No investment was made in issuers with "F" or "G" ratings. For issuers whose ratings were downgraded to "F" or "G", the securities already present in the portfolio are sold within the time period stipulated in the commitments set out in the product's prospectus.

3. The portfolio's weighted average ESG rating was consistently higher than that of the product's investment universe once at least 20% of the lowest-rated issuers were eliminated

4. The product favoured the issuers with the highest ratings in their sector of activity according to the ESG criteria identified by the fund manager's non-financial analysis team ("Best in Class" approach). With the exception of the above exclusions, all economic sectors are represented in this approach and the fund could, as a result, be exposed to certain controversial sectors.

● *How did the sustainability indicators perform?*

Amundi has developed its own internal ESG rating process based on the best-in-class approach. Ratings adapted to each industry sector aim to assess the dynamics in which companies operate.

The sustainability indicator used is the product's average ESG rating, which must be higher than the ESG rating of its investment universe.

At the end of the period:

- The portfolio's weighted average ESG rating is: **0.919 (C)**.
- The weighted average ESG rating of the reference universe is: **0.044 (D)**.

To determine ESG ratings, the Amundi ESG scoring system uses a quantitative ESG rating translated into seven scores ranging from A (the highest scores in the universe) to G (the lowest). Amundi's ESG scoring system gives securities on the exclusion list a G rating.

The ESG performance of corporate issuers is assessed globally and takes account of relevant criteria via comparison to the average performance of their business sector through a combination of all three ESG dimensions:

- the environmental dimension: this examines the ability of issuers to control their direct and indirect impact on the environment by limiting their energy consumption, reducing their greenhouse gas emissions, combating resource depletion, and protecting biodiversity;
- the social dimension: this measures the way an issuer operates on two different concepts: its strategy on developing human capital and respecting human rights in general;
- the governance dimension: this assesses the issuer's ability to provide the bases for an effective corporate governance framework and generate long-term value.

The ESG rating methodology used by Amundi is based on 38 criteria, either generic (common to all companies regardless of their activity), or sectoral, weighted by sector and considered according to their impact on reputation, operational efficiency, and issuer regulations. Amundi's ESG ratings can either be expressed as a general score covering all three dimensions: E, S, and G, or individually on any environmental or social factor.

Sustainability indicators measure how the environmental or social characteristics promoted by the financial product are attained.

● ***...and compared to previous periods?***

At the end of the previous period, the portfolio's weighted average ESG score was (), and that of the investment universe was ().

● ***What were the objectives of the sustainable investments that the financial product partially made and how did the sustainable investment contribute to such objectives?***

The objectives of the sustainable investments were to invest in companies that met two criteria:

1. follow best environmental and social practices; and
2. do not generate products and services that harm the environment and society.

The definition of a "best performing" company is based on a proprietary Amundi ESG methodology that is designed to measure a company's ESG performance. To be considered as the "best performing", a company must obtain the best rating among the top three (A, B or C, on a rating scale ranging from A to G) in its sector on at least one important environmental or social factor. Significant environmental and social factors are identified at the sector level. The identification of these factors is based on Amundi's ESG analysis framework, which combines extra-financial data with a qualitative analysis of the related sector and sustainability themes. Factors identified as material have a contribution of more than 10% to the overall ESG rating. For the energy sector, for example, material factors are: emissions and energy, biodiversity and pollution, health and safety, local communities, and human rights.

In order to contribute to the above objectives, the investee company should not have significant exposure to activities (e.g. tobacco, weapons, gambling, coal, aviation, meat production, fertilizer and pesticides, single-use plastic production) that are not compatible with these criteria.

The sustainable nature of an investment is assessed at the level of the investee company. Concerning external UCIs, the criteria for determining the sustainable investments that these underlying UCIs may hold and their objectives depend on each company's own management approach.

Principal adverse impacts are the most significant negative impacts of investment decisions on sustainability factors relating to environmental, social and employee matters, respect for human rights, anti-corruption and anti-bribery matters.

● **How did the sustainable investments that the financial product partially made not cause significant harm to any environmental or social sustainable investment objective?**

To ensure that sustainable investments do not cause significant harm, Amundi uses two tests:

- The first “DNSH” (“Do No Significant Harm”) test is based on the monitoring of the mandatory indicators of the Main Negative Impacts in Annex 1, Table 1 of Delegated Regulation (EU) 2022/1288 when reliable data is available (for example, the GHG intensity or greenhouse gas intensity of beneficiary companies) via a combination of indicators (e.g. carbon intensity) and specific thresholds or rules (e.g. The carbon intensity of beneficiary companies is not within the sector’s last decile). Amundi already considers specific indicators of the Main Negative Impacts in its exclusion policy as part of the Amundi Responsible Investment Policy (e.g. exposure to controversial weapons). These exclusions, which apply in addition to the tests detailed above, cover the following topics: exclusions on controversial weapons, violations of the principles of the UN Global Compact, coal and tobacco.
- In addition to the specific sustainability factors covered by the first filter, Amundi has defined a second filter that does not consider the mandatory indicators of the Main Negative Impacts above, so as to verify that a company’s overall environmental or social performance is not worse than other companies in its sector, corresponding to an environmental or social rating of E or higher according to Amundi’s ESG rating system.

Concerning external UCIs, the consideration of the “do no significant harm” principle and the impact of sustainable investments depends on each underlying UCI manager’s own methodologies.

– **How were the indicators for adverse impacts on sustainability factors taken into account?**

As detailed above, the negative impact indicators were taken into account in the first DNSH filter (Do No Significant Harm):

This is based on the monitoring of the mandatory indicators of the Main Negative Impacts in Appendix 1, Table 1 of Delegated Regulation (EU) 2022/1288 when reliable data is available via the combination of the following indicators and specific thresholds or rules:

- has a CO2 intensity that is not within the last decile of companies in the sector (only applicable to high-intensity sectors), and
- has board diversity that is not within the last decile of companies in its sector, and
- is free from any controversy regarding working conditions and human rights
- is free from any controversy regarding biodiversity and pollution.

Amundi already takes into account the specific Negative Main Impacts in its exclusion policy as part of its Responsible Investment Policy. These exclusions, which apply in addition to the tests detailed above, cover the following topics: exclusions on controversial weapons, violations of the principles of the United Nations Global Compact, coal and tobacco.

– ***Were sustainable investments aligned with the OECD Guidelines for Multinational Enterprises and the UN Guiding Principles on Business and Human Rights?***

Yes. The OECD Guidelines for Multinational Enterprises and the UN Guiding Principles on Business and Human Rights have been incorporated into Amundi's ESG rating methodology. The proprietary ESG rating tool evaluates issuers using data available from data providers. For example, the model includes a dedicated criterion called "Community inclusion and Human rights" that is applied to all sectors in addition to other Human rights criteria, including socially responsible supply chains, working conditions and professional relations. In addition, we monitor controversies at least on a quarterly basis, which includes companies identified for Human rights violations. When controversies arise, analysts assess the situation and give a score to the controversy (using an exclusive, proprietary rating methodology) and determine the best steps to follow. Controversy scores are updated quarterly to track trends and remediation efforts.

The EU Taxonomy sets out a "do no significant harm" principle by which Taxonomy-aligned investments should not significantly harm EU Taxonomy objectives and is accompanied by specific Union criteria.

The "do no significant harm" principle applies only to those investments underlying the financial product that take into account the EU criteria for environmentally sustainable economic activities. The investments underlying the remaining portion of this financial product do not take into account the EU criteria for environmentally sustainable economic activities.

Any other sustainable investments must also not significantly harm any environmental or social objectives.



How did this financial product consider principal adverse impacts on sustainability factors?

The mandatory indicators of the Negative Main Impacts set out in Appendix 1, Table 1 of Delegated Regulation (EU) 2022/1288 were taken into account by implementing exclusion policies (normative and sectoral) and integrating ESG rating into the investment process, engagement and voting approaches:

- **Exclusion:** Amundi has defined normative exclusion rules, by activity and by sector, covering some of the main sustainability indicators listed in the "Disclosure" Regulation.
- **Incorporation of ESG factors** Amundi has adopted minimum ESG integration standards applied by default to its actively managed open-ended funds (exclusion of G-rated issuers and best weighted average ESG rating above the applicable benchmark). The 38 criteria used in Amundi's ESG rating approach were also designed to take into account key impacts on sustainability factors along with the quality of mitigation.
- **Engagement:** engagement is an ongoing and targeted process aimed at influencing companies' activities or behaviour. The objective of the engagement can be divided into two categories: engaging an issuer to improve the way in which it integrates the environmental and social dimension and engaging an issuer to improve its impact on environmental, social and Human rights issues or other sustainability issues that are important to society and the global economy.
- **Voting:** Amundi's voting policy relies on a holistic analysis of all long-term issues that may influence value creation, including material ESG issues (Amundi's voting policy can be consulted on its website).
- **Monitoring controversies:** Amundi has developed a controversy monitoring system that relies on three external data providers to systematically monitor controversies and their level of severity. This quantitative approach is then enhanced by an in-depth assessment of each severe controversy conducted by ESG analysts and a periodic review of its

developments. This approach applies to all Amundi funds.

For additional information on how the mandatory indicators of Key Negative Impacts are used, please see the SFDR Statement available at www.amundi.fr.



What were the top investments of this financial product?

The list includes the investments constituting the **greatest proportion of investments** of the financial product during the reference period which is: **from 01/07/2022 to 30/06/2023**

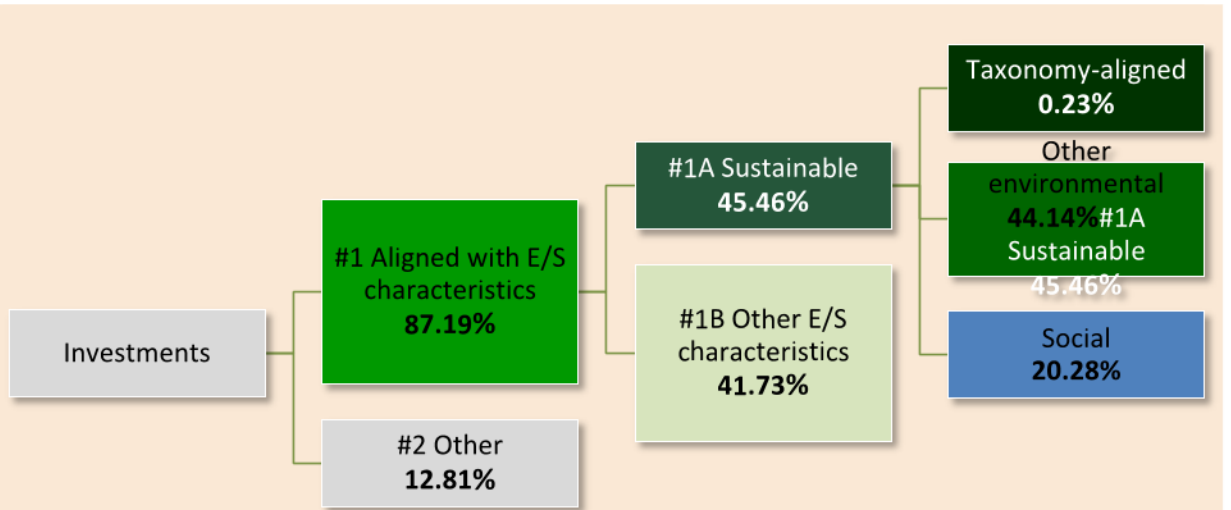
Largest investments	Sector	Sub-sector	Country	% Assets
NCP 06/07/23 ACOSS EUR F 3.22	Agencies		FRA	2.91%
DAT 03/07/23 LBP EUR F 3.38	Other		FRA	2.42%
RCP 06/07/23 BELG EUR F 3.28	Government bonds		BEL	2.42%
RCP 06/07/23 LBP EUR F 3.39	Finance		FRA	2.42%
NCP 12/07/23 CREDAGRI EUR V ESTR OIS +0.	Finance		FRA	1.94%
RCP 24/07/23 SANTCFSP EUR F 3.41	Finance		ESP	1.45%
NCP 24/07/23 ENGIE EUR V ESTR OIS+1.0E-	Utilities		FRA	1.16%
RCP 06/07/23 LBANK EUR F 3.35	Local authorities		DEU	1.09%
NCP 17/07/23 CREDAGRI EUR V ESTR OIS +0.	Finance		FRA	1.07%
NCP 03/07/23 CREDAGRI EUR V ESTR OIS +0.	Finance		FRA	0.97%
RCP 14/08/23 JYSK EUR V ESTR OIS+0.03	Finance		DNK	0.97%
EU 3.375% 11/42 NGEU	Supranationals		SUP	0.88%
NCP 27/11/23 LBP EUR V ESTR OIS+0.18	Finance		FRA	0.82%
EU 3% 03/53 NGEU	Supranationals		SUP	0.82%
NCP 04/07/23 CREDAGRI EUR V ESTR OIS +0.	Finance		FRA	0.73%



What was the proportion of sustainability-related investments?

What was the asset allocation?

Asset allocation describes the share of investments in specific assets.



#1 Aligned with E/S characteristics includes the investments of the financial product used to attain the environmental or social characteristics promoted by the financial product.

#2 Other includes the remaining investments of the financial product which are neither aligned with the environmental or social characteristics, nor are qualified as sustainable investments.

The category **#1 Aligned with E/S characteristics** covers:

- The sub-category **#1A Sustainable** covers environmentally and socially sustainable investments.
- The sub-category **#1B Other E/S characteristics** covers investments aligned with the environmental or social characteristics that do not qualify as sustainable investments.

In which economic sectors were the investments made?

Sector	Sub-sector	% Assets
	<i>Finance</i>	55.46%
	<i>Agencies</i>	8.24%
	<i>Mortgage assets</i>	4.54%
	<i>Supranationals</i>	4.30%
	<i>Government bonds</i>	3.70%
	<i>Other</i>	3.52%
	<i>Consumer staples</i>	3.29%
	<i>Utilities</i>	3.01%
	<i>Local authorities</i>	2.83%
	<i>Consumer discretionary</i>	2.54%
	<i>Industry</i>	0.75%
	<i>Communication services</i>	0.24%
	<i>Secured</i>	0.13%
	<i>Liquid capital</i>	7.44%

Taxonomy-aligned activities are expressed as a share of:

- **turnover** reflecting the share of revenue from green activities of investee companies.
- **capital expenditure** (CapEx) showing



To what extent were the sustainable investments with an environmental objective aligned with the EU Taxonomy?

The fund promotes both environmental and social characteristics. Although the fund does not commit to making Taxonomy-aligned investments, it nevertheless invested 0.23% in Taxonomy-aligned sustainable investments during the period under review. These investments contributed to the climate change mitigation objectives of the EU Taxonomy.

The alignment of investee companies with the aforementioned objectives of the EU taxonomy is measured using data on turnover (or revenue) and/or the use of green bond proceeds.

Neither the fund's auditors nor a third party has verified the percentage alignment of the fund's investments with the EU taxonomy.

the green investments made by investee companies, e.g. for a transition to a green economy.

- **operational expenditure** (OpEx) reflecting green operational activities of investee companies.

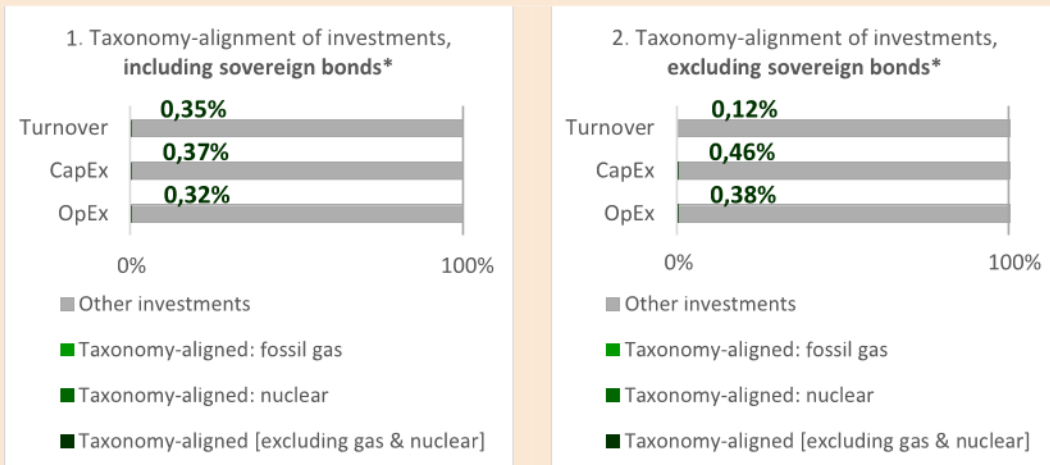
● **Did the financial product invest in fossil gas and/or nuclear energy related activities complying with the EU Taxonomy¹?**

- Yes:
- In fossil gas In nuclear energy
- No

Reliable data on alignment with the EU Taxonomy for fossil gas and nuclear energy was not available during the period.

¹ Fossil gas and/or nuclear related activities will only comply with the EU Taxonomy where they contribute to limiting climate change (“climate change mitigation”) and do not significantly harm any EU Taxonomy objective - see explanatory note in the left hand margin. The full criteria for fossil gas and nuclear energy economic activities that comply with the EU Taxonomy are laid down in Commission Delegated Regulation (EU) 2022/1214.


The graphs below show in green the percentage of investments that were aligned with the EU Taxonomy. As there is no appropriate methodology to determine the taxonomy-alignment of sovereign bonds*, the first graph shows the Taxonomy alignment in relation to all the investments of the financial product including sovereign bonds, while the second graph shows the Taxonomy alignment only in relation to the investments of the financial product other than sovereign bonds.



* For the purpose of these graphs, ‘sovereign bonds’ consist of all sovereign exposures.

Enabling activities directly enable other activities to make a substantial contribution to an environmental objective.

Transitional activities are activities for which low-carbon alternatives are not yet available and among others have greenhouse gas emission levels corresponding to the best performance.

 are sustainable investments with an environmental objective that **do not take into account the criteria** for environmentally sustainable economic activities under Regulation (EU) 2020/852.

● **What was the share of investments made in transitional and enabling activities?**

Using data relating to turnover and/or the use of green bond proceeds as an indicator, 0.00% of the fund's investments were in transitional activities and 0.00% of investments were in enabling activities as at 30/06/2023. Neither the fund's auditors nor a third party has verified the percentage alignment of the fund's investments with the EU taxonomy.


● **How did the percentage of investments that were aligned with the EU Taxonomy compare with previous reference periods?**

Alignment with the EU taxonomy was not reported during the previous period because no reliable data was available at the time.


 **What was the share of sustainable investments with an environmental objective not aligned with the EU Taxonomy?**

The share of sustainable investments with an environmental objective not aligned with the Taxonomy was **44.14%** at the end of the period.

This is due to the fact that some issuers are considered sustainable investments under the SFDR but some of their activities are not aligned with Taxonomy standards, or data is not yet available for them to perform such an assessment.

 **What was the share of socially sustainable investments?**

The portion of socially sustainable investments at the end of the period was **20.28%**.

 **What investments were included under "other", what was their purpose and were there any minimum environmental or social safeguards?**

Cash and/or other instruments held for liquidity and portfolio risk management purposes were included in category "#2 Other". For non-rated bonds and equities, minimum environmental and social guarantees are applied by filtering for controversial issues in relation to the principles of the United Nations Global Compact. Instruments not covered by an ESG analysis may also include securities for which the data necessary to measure the achievement of environmental or social characteristics were not available. Moreover, minimum environmental or social guarantees have not been defined.



What actions have been taken to meet the environmental and/or social characteristics during the reference period?

Sustainability indicators are made available in the portfolio management system, allowing managers to instantly assess the impact of their investment decisions on the portfolio.

These indicators are integrated into Amundi's control framework, with responsibilities being divided between the first level of control carried out by the investment teams themselves and the second carried out by the risk teams, which constantly monitor compliance with the environmental or social characteristics promoted by the product.

In addition, Amundi's responsible investment policy defines an active engagement approach that promotes dialogue with investee companies, including those in this portfolio. The annual engagement report, available on <https://legroupe.amundi.com/documentation-esg>, provides detailed information on this engagement and its results.



How did this financial product perform compared to the reference benchmark?

Reference benchmarks are indexes to measure whether the financial product attains the environmental or social characteristics that they promote.

This product does not have an ESG benchmark.

- ***How does the reference benchmark differ from a broad market index?***
- ***How did this financial product perform with regard to the sustainability indicators to determine the alignment of the reference benchmark with the environmental or social characteristics promoted?***

This product does not have an ESG benchmark.

- ***How did this financial product perform compared with the reference benchmark?***

This product does not have an ESG benchmark.

- ***How did this financial product perform compared with the broad market index?***

This product does not have an ESG benchmark.

UCIT AMUNDI EURO LIQUIDITY SHORT TERM SRI

French Energy Transition for Green Growth Act

This annual report will be supplemented with the information required pursuant to Decree No. 2021-663 of 27 May 2021 implementing Article 29 of the Energy and Climate Act within 6 months of the end of the financial period.

@@@LEC

Amundi Asset Management, French "société par actions simplifiée"-SAS. 1 143 615 555 € capital amount.
Licensed by the French Market Regulator (AMF) as a portfolio management company reg N° GP 04 000 036.
437 574 452 RCS Paris. Registered Office social : 91-93, boulevard Pasteur 75 015 Paris France - amundi.com -
www.amundi.com

Amundi
ASSET MANAGEMENT