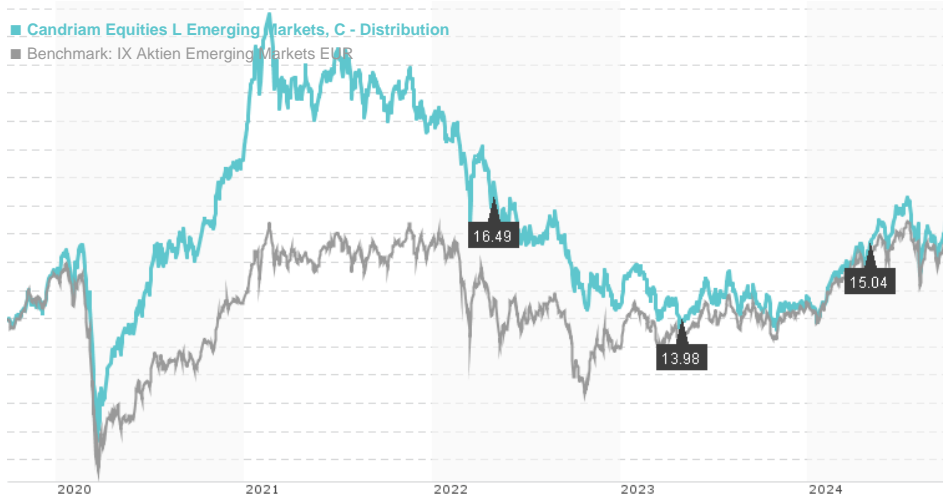


Candriam Equities L Emerging Markets, C - Distribution / LU0056053001 / 989644 / Candriam

Last 09/26/2024 ¹	Region	Branch	Type of yield	Type
624.43 EUR	Emerging Markets	Mixed Sectors	paying dividend	Equity Fund



Risk key figures

SRI	1	2	3	4	5	6	7
Mountain-View Funds Rating ²	EDA ³						
	79						

Yearly Performance

2023	+2.01%
2022	-24.46%
2021	+3.26%
2020	+21.34%
2019	+23.85%

Master data		Conditions		Other figures	
Fund type	Single fund	Issue surcharge	3.50%	Minimum investment	UNT 0
Category	Equity	Planned administr. fee	0.00%	Savings plan	-
Sub category	Mixed Sectors	Deposit fees	0.00%	UCITS / OGAW	Yes
Fund domicile	Luxembourg	Redemption charge	0.00%	Performance fee	0.00%
Tranch volume	(09/26/2024) EUR 88.33 mill.	Ongoing charges	-	Redeployment fee	0.00%
Total volume	(09/26/2024) EUR 946.68 mill.	Dividends		Investment company	
Launch date	6/2/1994	29.04.2024	15.04 EUR	Candriam	
KESt report funds	Yes	28.04.2023	13.98 EUR	19-21 route d'Arlon, 8009, Strassen	
Business year start	01.01.	28.04.2022	16.49 EUR	Luxembourg	
Sustainability type	-	28.04.2021	15.77 EUR	www.candriam.com	
Fund manager	Philip Screve, Paulo Salazar, Vivek Dhawan	24.04.2020	11.45 EUR		

Performance	1M	6M	YTD	1Y	2Y	3Y	5Y	Since start
Performance	+4.45%	+8.96%	+15.17%	+16.96%	+9.13%	-13.87%	+19.21%	+334.54%
Performance p.a.	-	-	-	+16.91%	+4.46%	-4.85%	+3.57%	+5.27%
Sharpe ratio	4.42	1.01	1.31	1.05	0.08	-0.58	0.01	0.10
Volatility	14.40%	14.95%	13.55%	12.89%	13.17%	14.23%	16.17%	18.95%
Worst month	-	-3.27%	-3.27%	-4.23%	-9.24%	-9.24%	-15.01%	-27.32%
Best month	-	6.13%	6.13%	6.13%	6.38%	6.38%	11.45%	16.26%
Maximum loss	-3.47%	-11.23%	-11.23%	-11.23%	-11.23%	-32.11%	-36.24%	-

Distribution permission

Austria, Germany, Switzerland, Luxembourg, Czech Republic

¹ Important note on update status: The displayed date refers exclusively to the calculation of the NAV.

² The Mountain-View Data Fund Rating calculates a comparative ranking for funds using yield, volatility and trend data. For more information visit [MVD Funds Rating](#)

³ Displays the Ethical-Dynamical Ratio calculated according to standard criteria. The maximum value is 100. For more information visit [EDA](#)

Candriam Equities L Emerging Markets, C - Distribution / LU0056053001 / 989644 / Candriam

Investment strategy

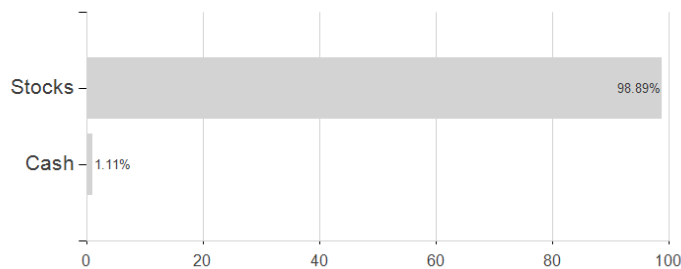
Shares of companies whose registered offices and/or primary activity are in emerging countries. The management team makes discretionary investment choices based on economic/financial analyses. The discretionary approach is based on a fundamental analysis aiming to select the best companies according to five criteria: quality of management, growth potential, competitive advantage, value creation and indebtedness. Sustainable investment as its objective. Environmental, social and governance (ESG) criteria contribute to the asset manager's decision-making but are not a decisive factor in this decision-making. For more information, please see the management company's website and/or the prospectus. The fund may make use of derivative products for both investment and hedging purposes (to protect against future unfavourable financial events). The fund is managed actively and the investment approach implies a reference to a benchmark (the index). The index measures the performance of the large and mid capitalisation equity segment across emerging markets countries.

Investment goal

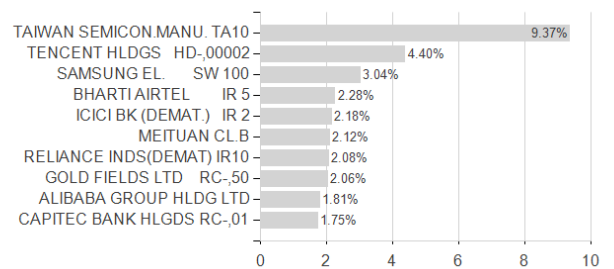
The fund seeks to achieve capital growth by investing in the principal assets traded and to outperform the benchmark.

Assessment Structure

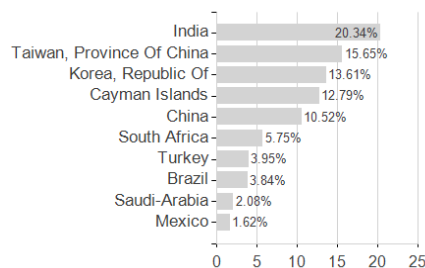
Assets



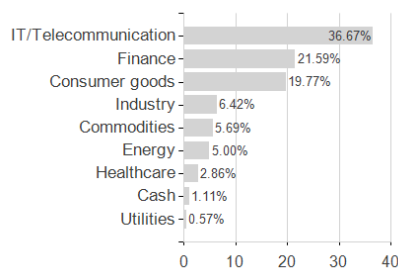
Largest positions



Countries



Branches



Currencies

