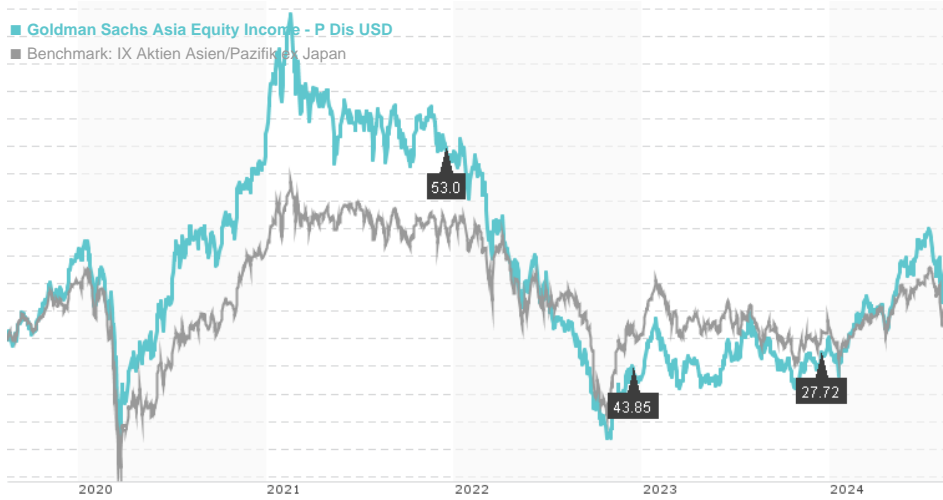


Goldman Sachs Asia Equity Income - P Dis USD / LU0051129152 / 989471 / Goldman Sachs AM BV

Last 08/14/2024 ¹	Region	Branch	Type of yield	Type
450.35 USD	Asia/Pacific ex Japan	Mixed Sectors	paying dividend	Equity Fund



Risk key figures

SRI	1	2	3	4	5	6	7	
Mountain-View Funds Rating ²							EDA ³	74

Yearly Performance

2023	+8.33%
2022	-30.99%
2021	-2.77%
2020	+19.97%
2019	+18.73%

Master data		Conditions		Other figures	
Fund type	Single fund	Issue surcharge	3.00%	Minimum investment	UNT 0
Category	Equity	Planned administr. fee	0.00%	Savings plan	-
Sub category	Mixed Sectors	Deposit fees	0.00%	UCITS / OGAW	Yes
Fund domicile	Luxembourg	Redemption charge	0.00%	Performance fee	0.00%
Tranch volume	(04/03/2023) USD 1.73 mill.	Ongoing charges	-	Redeployment fee	0.00%
Total volume	(08/14/2024) USD 110.83 mill.	Dividends		Investment company	
Launch date	12/10/2001	14.12.2023	27.72 USD	Goldman Sachs AM BV	
KESt report funds	No	14.12.2022	43.85 USD	Schenkade 65, 2509, LL Den Haag	
Business year start	01.10.	14.12.2021	53.00 USD	Netherlands	
Sustainability type	-	14.12.2020	49.55 USD	www.gsam.com	
Fund manager	-	16.12.2019	51.75 USD		

Performance	1M	6M	YTD	1Y	2Y	3Y	5Y	Since start
Performance	-4.13%	+12.09%	+13.34%	+15.30%	+10.34%	-17.16%	+15.77%	+290.93%
Performance p.a.	-	-	-	+15.26%	+5.04%	-6.09%	+2.97%	+5.99%
Sharpe ratio	-1.72	1.39	1.21	0.78	0.09	-0.57	-0.03	0.13
Volatility	25.38%	15.98%	15.69%	15.08%	15.97%	16.85%	19.52%	18.60%
Worst month	-	-2.87%	-2.87%	-5.81%	-11.88%	-11.88%	-12.82%	-21.91%
Best month	-	5.91%	5.91%	6.75%	13.82%	13.82%	13.82%	16.20%
Maximum loss	-10.07%	-11.15%	-11.15%	-11.15%	-20.48%	-42.56%	-48.48%	-

Distribution permission

Austria, Germany, Switzerland, Luxembourg

¹ Important note on update status: The displayed date refers exclusively to the calculation of the NAV.

² The Mountain-View Data Fund Rating calculates a comparative ranking for funds using yield, volatility and trend data. For more information visit [MVD Funds Rating](#)

³ Displays the Ethical-Dynamical Ratio calculated according to standard criteria. The maximum value is 100. For more information visit [EDA](#)

Goldman Sachs Asia Equity Income - P Dis USD / LU0051129152 / 989471 / Goldman Sachs AM BV

Investment strategy

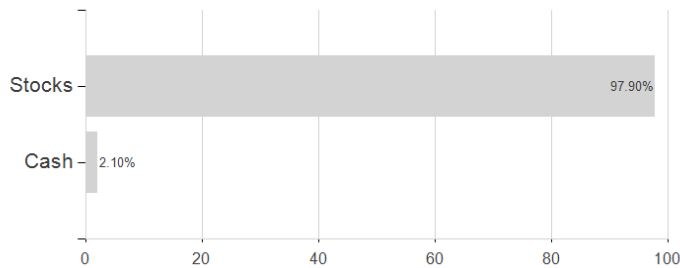
The fund uses active management and seeks to achieve its investment objectives based on fundamental analysis, with deviation limits maintained relative to the MSCI AC Asia Ex-Japan (NR). Its investments will therefore materially deviate from the MSCI AC Asia Ex-Japan (NR). Measured over a period of several years, the fund aims to outperform the MSCI AC Asia Ex-Japan (NR). The MSCI AC Asia Ex-Japan (NR) is a broad representation of our investment universe. The fund may also include investments into securities that are not part of the index universe. The Fund may also invest directly, up to 20% of its net assets, in mainland China via Stock Connect which is the mutual market access program through which investors can deal in selected securities.

Investment goal

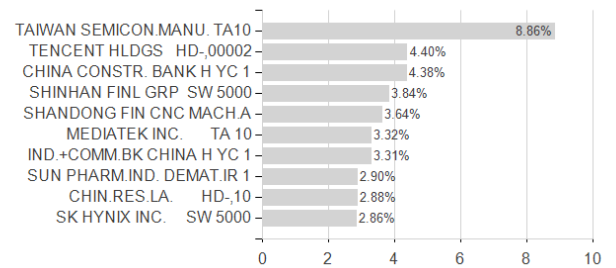
The fund's objective is to provide investors capital appreciation and income. It aims to reach the objective by predominantly allocating its assets to a diversified portfolio of shares of companies established, listed or traded in the Asian region excluding Japan and Australia with a focus on securities expected to offer higher dividend yields.

Assessment Structure

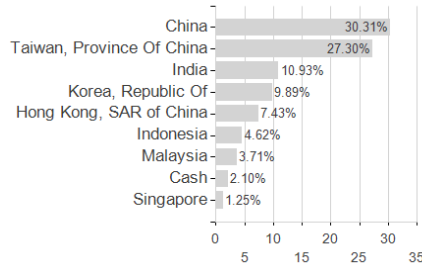
Assets



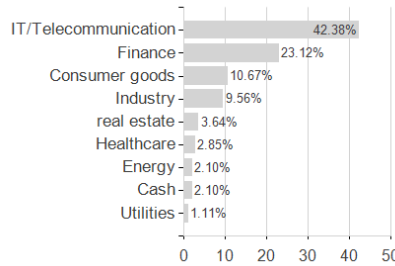
Largest positions



Countries



Branches



Currencies

