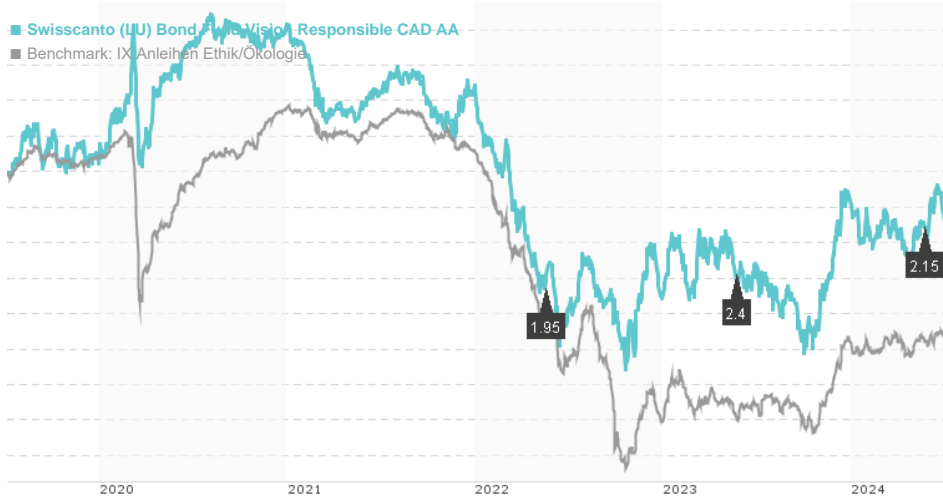


Swisscanto (LU) Bond Fund Vision Responsible CAD AA / LU0141247725 / 987369 / Swisscanto AM Int.

|                              |           |              |                 |                   |
|------------------------------|-----------|--------------|-----------------|-------------------|
| Last 07/04/2024 <sup>1</sup> | Region    | Branch       | Type of yield   | Type              |
| 122.49 CAD                   | Worldwide | Bonds: Mixed | paying dividend | Fixed-Income Fund |



Risk key figures

|   |                  |   |   |   |   |   |   |
|---|------------------|---|---|---|---|---|---|
| SRI                                     | 1                | 2 | 3 | 4 | 5 | 6 | 7 |
| Mountain-View Funds Rating <sup>2</sup> | EDA <sup>3</sup> |   |   |   |   |   |   |
|   | 82               |   |   |   |   |   |   |

Yearly Performance

|      |         |
|------|---------|
| 2023 | +6.22%  |
| 2022 | -11.49% |
| 2021 | -3.15%  |
| 2020 | +7.79%  |
| 2019 | +5.47%  |

| Master data         |                              | Conditions             |          | Other figures                        |       |
|---------------------|------------------------------|------------------------|----------|--------------------------------------|-------|
| Fund type           | Single fund                  | Issue surcharge        | 3.00%    | Minimum investment                   | UNT 0 |
| Category            | Bonds                        | Planned administr. fee | 0.00%    | Savings plan                         | -     |
| Sub category        | Bonds: Mixed                 | Deposit fees           | 0.00%    | UCITS / OGAW                         | Yes   |
| Fund domicile       | Luxembourg                   | Redemption charge      | 0.00%    | Performance fee                      | 0.00% |
| Tranch volume       | (07/04/2024) CAD 19.63 mill. | Ongoing charges        | -        | Redeployment fee                     | 0.00% |
| Total volume        | (07/04/2024) CAD 56.92 mill. | Dividends              |          | Investment company                   |       |
| Launch date         | 3/18/1994                    | 23.05.2024             | 2.15 CAD | Swisscanto AM Int.                   |       |
| KESt report funds   | Yes                          | 23.05.2023             | 2.40 CAD | Rue de Bitbourg 19, 1273, Luxembourg |       |
| Business year start | 01.02.                       | 17.05.2022             | 1.95 CAD | Luxembourg                           |       |
| Sustainability type | Ethics/ecology               | 17.05.2021             | 2.65 CAD | https://www.swisscanto.lu            |       |
| Fund manager        | Zürcher Kantonalbank         | 26.05.2020             | 2.15 CAD |                                      |       |

| Performance      | 1M     | 6M     | YTD    | 1Y     | 2Y     | 3Y      | 5Y      | Since start |
|------------------|--------|--------|--------|--------|--------|---------|---------|-------------|
| Performance      | -0.79% | -0.30% | -1.31% | +2.91% | +5.27% | -6.83%  | -3.30%  | +244.84%    |
| Performance p.a. | -      | -      | -      | +2.90% | +2.60% | -2.33%  | -0.67%  | +4.17%      |
| Sharpe ratio     | -2.09  | -0.72  | -1.06  | -0.11  | -0.15  | -0.90   | -0.73   | 0.10        |
| Volatility       | 6.14%  | 5.96%  | 5.93%  | 6.98%  | 7.20%  | 6.68%   | 6.02%   | 4.67%       |
| Worst month      | -      | -2.10% | -2.10% | -2.60% | -2.60% | -3.17%  | -3.17%  | -3.17%      |
| Best month       | -      | 1.76%  | 3.43%  | 4.61%  | 4.61%  | 4.61%   | 4.61%   | 4.78%       |
| Maximum loss     | -2.03% | -3.10% | -3.31% | -5.09% | -7.23% | -16.11% | -18.37% | -           |

Distribution permission

Austria, Germany, Switzerland, Luxembourg

<sup>1</sup> Important note on update status: The displayed date refers exclusively to the calculation of the NAV.

<sup>2</sup> The Mountain-View Data Fund Rating calculates a comparative ranking for funds using yield, volatility and trend data. For more information visit [MVD Funds Rating](#)

<sup>3</sup> Displays the Ethical-Dynamical Ratio calculated according to standard criteria. The maximum value is 100. For more information visit [EDA](#)

**Swisscanto (LU) Bond Fund Vision Responsible CAD AA / LU0141247725 / 987369 / Swisscanto AM Int.**

**Investment strategy**

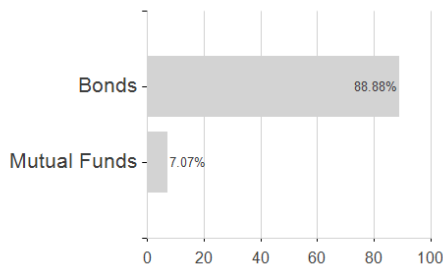
The securities are selected on a discretionary basis using a consistent investment process (active management). With regard to portfolio composition, the selection of stocks and the associated weightings are focused on companies from the Bloomberg Canadian Issues 300 Aggregate Bond Index Unhedged CAD. The portfolio composition may deviate considerably from this benchmark index. The investment policy is to outperform the benchmark index. The Asset Manager may at any time deviate - significantly or insignificantly, positively or negatively - from the benchmark index by actively overweighting or underweighting individual securities and sectors based on market conditions and risk assessments.

**Investment goal**


The investment objective is to preserve the capital on a long-term basis and to generate an adequate return in CAD by investing in bonds worldwide. The fund invests primarily in fixed or variable-rate securities issued by private and public-sector debtors in CAD, most of which have an investment grade rating. At least 2/3 of the investments are selected by systematically taking into account ESG criteria in accordance with responsibility requirements. The fund is classified under Article 8 of Regulation (EU) 2019/2088 of the European Parliament and of the Council of 27 November 2019 on sustainability-related disclosures in the financial services sector («SFDR»).

**Assessment Structure**

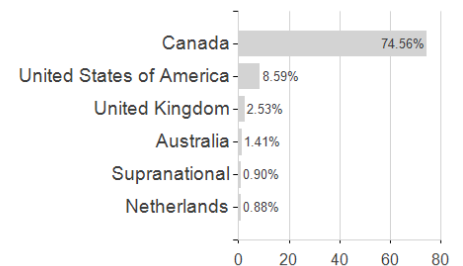
**Assets**



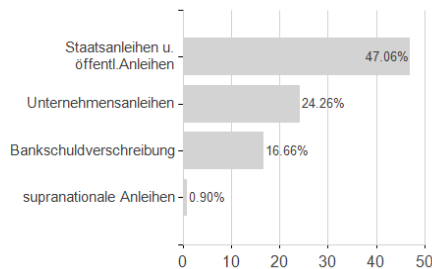
**Largest positions**



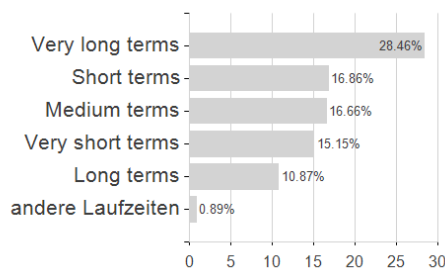
**Countries**



**Issuer**



**Duration**



**Currencies**

