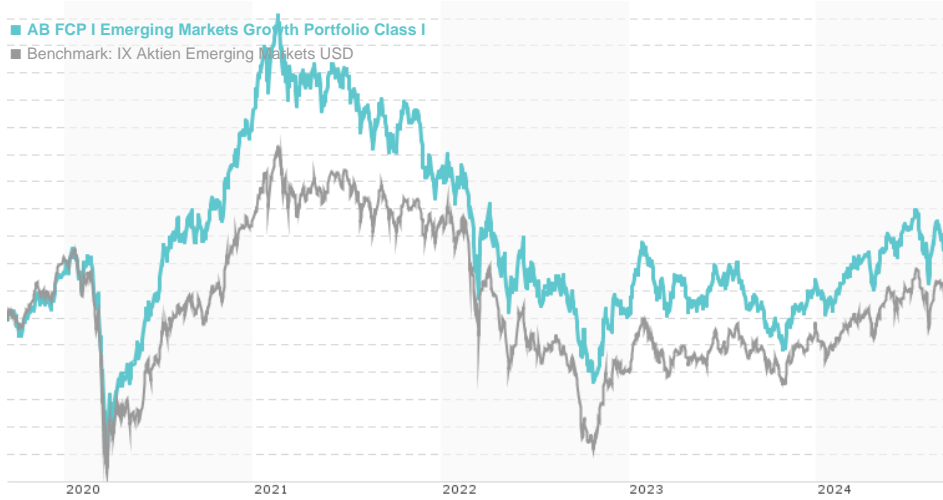


AB FCP I Emerging Markets Growth Portfolio Class I / LU0079455316 / 986977 / AllianceBernstein LU

Last 09/09/2024 ¹	Region	Branch	Type of yield	Type
55.11 USD	Emerging Markets	Mixed Sectors	reinvestment	Equity Fund



Risk key figures

SRI	1	2	3	4	5	6	7
Mountain-View Funds Rating ²	EDA ³						
	70						

Yearly Performance

2023	+6.51%
2022	-20.96%
2021	-8.05%
2020	+27.77%
2019	+26.21%

Master data		Conditions		Other figures	
Fund type	Single fund	Issue surcharge	1.50%	Minimum investment	USD 1,000,000.00
Category	Equity	Planned administr. fee	0.00%	Savings plan	-
Sub category	Mixed Sectors	Deposit fees	0.00%	UCITS / OGAW	Yes
Fund domicile	Luxembourg	Redemption charge	0.00%	Performance fee	0.00%
Tranch volume	(09/09/2024) USD 19.41 mill.	Ongoing charges	-	Redeployment fee	0.00%
Total volume	(09/09/2024) USD 527.39 mill.	Dividends		Investment company	
Launch date	7/18/1997	AllianceBernstein LU			
KESt report funds	Yes	2-4, rue Eugene Ruppert, 2453, Luxembourg			
Business year start	01.09.	Luxembourg			
Sustainability type	-	https://www.alliancebernstein.com			
Fund manager	Sergey Davalchenko				

Performance	1M	6M	YTD	1Y	2Y	3Y	5Y	Since start
Performance	-0.11%	+1.74%	+4.32%	+9.43%	+7.62%	-18.66%	+11.36%	+209.78%
Performance p.a.	-	-	-	+9.46%	+3.73%	-6.65%	+2.17%	+4.25%
Sharpe ratio	-0.26	0.00	0.19	0.41	0.02	-0.53	-0.06	0.04
Volatility	18.11%	15.54%	14.97%	14.63%	16.64%	18.96%	20.70%	21.37%
Worst month	-	-3.25%	-5.21%	-5.21%	-11.89%	-11.89%	-18.92%	-31.37%
Best month	-	4.26%	6.25%	8.43%	14.97%	14.97%	14.97%	19.08%
Maximum loss	-6.12%	-11.29%	-11.29%	-11.29%	-17.13%	-36.75%	-43.22%	-

Distribution permission

Austria, Germany, Switzerland, Czech Republic

¹ Important note on update status: The displayed date refers exclusively to the calculation of the NAV.
² The Mountain-View Data Fund Rating calculates a comparative ranking for funds using yield, volatility and trend data. For more information visit [MVD Funds Rating](#)
³ Displays the Ethical-Dynamical Ratio calculated according to standard criteria. The maximum value is 100. For more information visit [EDA](#)

AB FCP I Emerging Markets Growth Portfolio Class I / LU0079455316 / 986977 / AllianceBernstein LU

Investment strategy

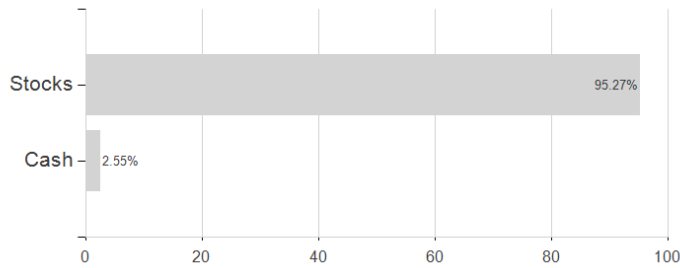
Under normal circumstances, the Portfolio invests mainly in equity of issuers situated in emerging market countries. The Portfolio aims to invest in securities that have the potential to achieve superior earnings growth. The Portfolio may use derivatives (i) for efficient portfolio management and (ii) in seeking to reduce potential risks.

Investment goal

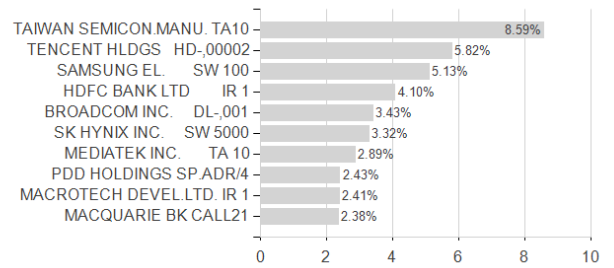
The Portfolio seeks to increase the value of your investment over the long term.

Assessment Structure

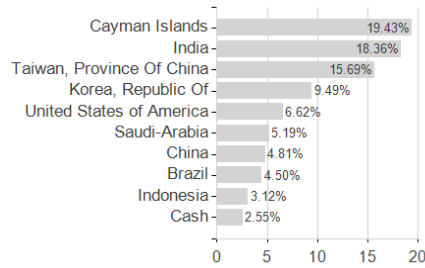
Assets



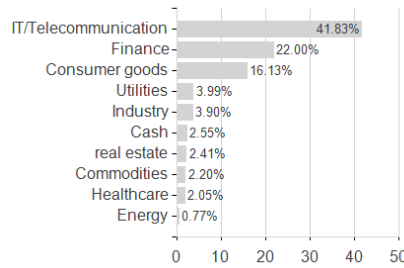
Largest positions



Countries



Branches



Currencies

