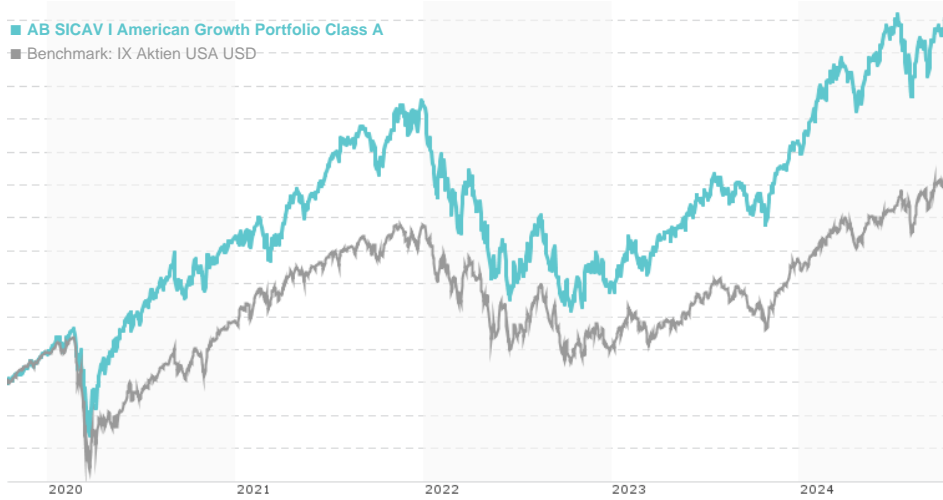


AB SICAV I American Growth Portfolio Class A / LU0079474960 / 986838 / AllianceBernstein LU

| | | | | |
|------------------------------|--------------------------|---------------|---------------|-------------|
| Last 10/10/2024 ¹ | Country | Branch | Type of yield | Type |
| 217.88 USD | United States of America | Mixed Sectors | reinvestment | Equity Fund |



Risk key figures

| | | | | | | | | |
|---|---|---|---|---|---|---|------------------|----|
| SRI | 1 | 2 | 3 | 4 | 5 | 6 | 7 | |
| Mountain-View Funds Rating ² | | | | | | | EDA ³ | 77 |

Yearly Performance

| | |
|------|---------|
| 2023 | +33.50% |
| 2022 | -29.39% |
| 2021 | +26.93% |
| 2020 | +32.93% |
| 2019 | +33.08% |

| Master data | | Conditions | | Other figures | |
|-------------|--|------------|--|---------------|--|
|-------------|--|------------|--|---------------|--|

| | | | | | |
|---------------------|---------------------------------|---|-------|---------------------------|--------------|
| Fund type | Single fund | Issue surcharge | 5.00% | Minimum investment | USD 2,000.00 |
| Category | Equity | Planned administr. fee | 0.00% | Savings plan | - |
| Sub category | Mixed Sectors | Deposit fees | 0.50% | UCITS / OGAW | Yes |
| Fund domicile | Luxembourg | Redemption charge | 0.00% | Performance fee | 0.00% |
| Tranch volume | (10/10/2024) USD 2,318.98 mill. | Ongoing charges | - | Redeployment fee | 0.00% |
| Total volume | (10/10/2024) USD 8,309.97 mill. | Dividends | | Investment company | |
| Launch date | 1/6/1997 | AllianceBernstein LU | | | |
| KESt report funds | Yes | 2-4, rue Eugene Ruppert, 2453, Luxembourg | | | |
| Business year start | 01.06. | Luxembourg | | | |
| Sustainability type | - | https://www.alliancebernstein.com | | | |
| Fund manager | John H. Fogarty, Vinay Thapar | | | | |

| Performance | 1M | 6M | YTD | 1Y | 2Y | 3Y | 5Y | Since start |
|------------------|--------|---------|---------|---------|---------|---------|----------|-------------|
| Performance | +6.59% | +9.09% | +21.34% | +34.27% | +68.73% | +26.59% | +112.48% | +1060.17% |
| Performance p.a. | - | - | - | +34.16% | +29.85% | +8.18% | +16.25% | +9.23% |
| Sharpe ratio | 9.14 | 0.92 | 1.55 | 1.98 | 1.55 | 0.23 | 0.57 | 0.28 |
| Volatility | 12.49% | 17.04% | 16.25% | 15.64% | 17.22% | 21.30% | 22.76% | 21.23% |
| Worst month | - | -5.81% | -5.81% | -5.81% | -6.58% | -10.82% | -10.82% | -17.60% |
| Best month | - | 6.34% | 7.18% | 9.23% | 9.23% | 11.51% | 13.45% | 14.59% |
| Maximum loss | -1.46% | -11.76% | -11.76% | -11.76% | -11.76% | -34.42% | -34.42% | - |

Distribution permission

Austria, Germany, Switzerland, United Kingdom, Luxembourg, Czech Republic

¹ Important note on update status: The displayed date refers exclusively to the calculation of the NAV.

AB SICAV I American Growth Portfolio Class A / LU0079474960 / 986838 / AllianceBernstein LU

2 The Mountain-View Data Fund Rating calculates a comparative ranking for funds using yield, volatility and trend data. For more information visit [MVD Funds Rating](#)

Investment strategy

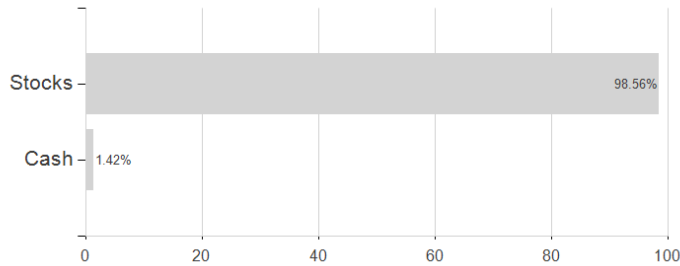
Under normal market conditions, the Portfolio typically invests at least 80%, and not less than two thirds, of its assets in equity securities of companies that are organised, or have substantial business activities, in the US. The Investment Manager intends to build a comparatively concentrated, high conviction portfolio of securities of large-capitalisation companies (typically 40-60 companies) that it believes are of high quality and superior long-term growth characteristics. The Portfolio may be exposed to any currency. The Portfolio uses derivatives for hedging (reducing risks) and efficient portfolio management.

Investment goal

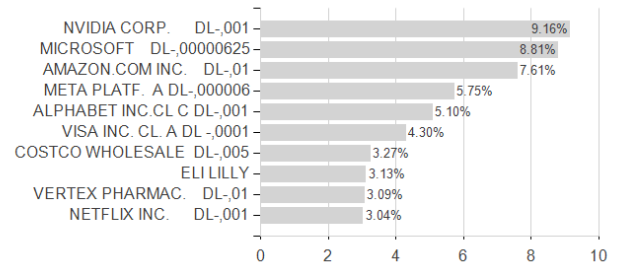
The Portfolio seeks to increase the value of your investment over time through capital growth.

Assessment Structure

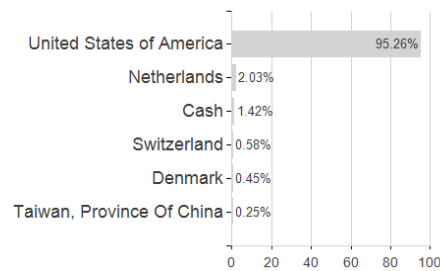
Assets



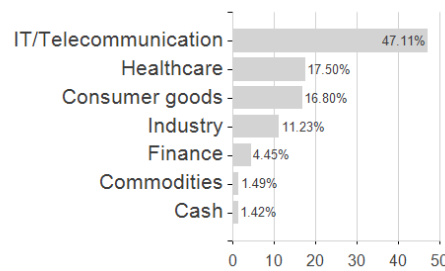
Largest positions



Countries



Branches



Currencies

