

Gamax Funds FCP Junior - A Units / LU0073103748 / 986703 / Mediolanum Int. Fds.

Last 11/15/2024 ¹	Region	Branch	Type of yield	Type
23.06 EUR	Worldwide	Mixed Sectors	reinvestment	Equity Fund



Risk key figures

SRI	1	2	3	4	5	6	7
Mountain-View Funds Rating ²	EDA ³						
	▲▲▲▲▲▲▲						

Yearly Performance

2023	+12.95%
2022	-20.49%
2021	+13.52%
2020	+12.97%
2019	+22.70%

Master data		Conditions		Other figures	
Fund type	Single fund	Issue surcharge	3.00%	Minimum investment	UNT 0
Category	Equity	Planned administr. fee	0.00%	Savings plan	-
Sub category	Mixed Sectors	Deposit fees	0.00%	UCITS / OGAW	Yes
Fund domicile	Luxembourg	Redemption charge	0.00%	Performance fee	20.00%
Tranch volume	(11/15/2024) EUR 142.10 mill.	Ongoing charges	-	Redeployment fee	0.00%
Total volume	-	Dividends		Investment company	
Launch date	2/3/1997	Mediolanum Int. Fds.			
KESt report funds	Yes	Georges's Dock, 4th floor, D01 P2V6, Dublin 1			
Business year start	01.01.	Ireland			
Sustainability type	-	http://www.mifl.ie			
Fund manager	-				

Performance	1M	6M	YTD	1Y	2Y	3Y	5Y	Since start
Performance	+3.64%	+6.17%	+15.42%	+18.32%	+26.22%	+2.85%	+37.43%	+351.27%
Performance p.a.	-	-	-	+18.26%	+12.33%	+0.94%	+6.56%	+5.57%
Sharpe ratio	4.34	0.81	1.35	1.43	0.83	-0.15	0.23	0.17
Volatility	11.37%	11.87%	10.98%	10.70%	11.24%	14.18%	15.49%	15.10%
Worst month	-	-2.90%	-2.90%	-2.90%	-3.70%	-7.96%	-9.36%	-12.21%
Best month	-	3.92%	3.92%	4.54%	5.43%	8.13%	10.26%	20.98%
Maximum loss	-2.23%	-8.97%	-8.97%	-8.97%	-9.17%	-24.31%	-26.73%	-

Distribution permission

Austria, Germany, Switzerland, Luxembourg, Czech Republic

1 Important note on update status: The displayed date refers exclusively to the calculation of the NAV.
 2 The Mountain-View Data Fund Rating calculates a comparative ranking for funds using yield, volatility and trend data. For more information visit [MVD Funds Rating](#)
 3 Displays the Ethical-Dynamical Ratio calculated according to standard criteria. The maximum value is 100. For more information visit [EDA](#)

Gamax Funds FCP Junior - A Units / LU0073103748 / 986703 / Mediolanum Int. Fds.

Investment strategy

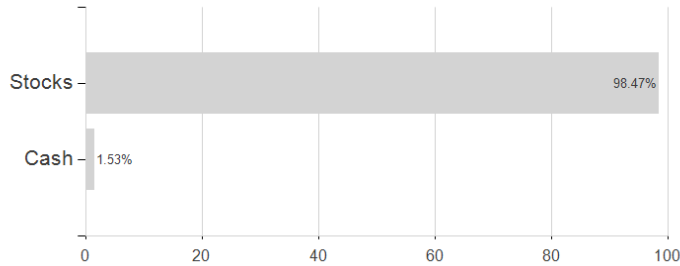
The Sub-Fund invests in global (including up to 30% in emerging market) equities (listed shares) and equity related securities of companies with long term growth potential and whose products/services are aimed at the younger generation.

Investment goal

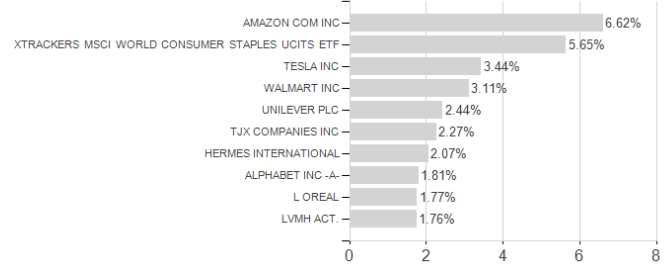
The Sub-Fund's objective is to achieve long term capital growth.

Assessment Structure

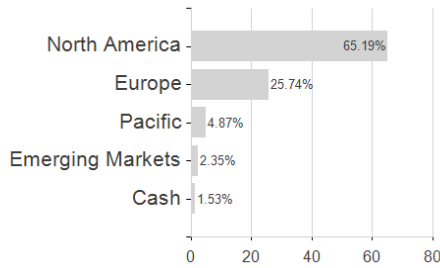
Assets



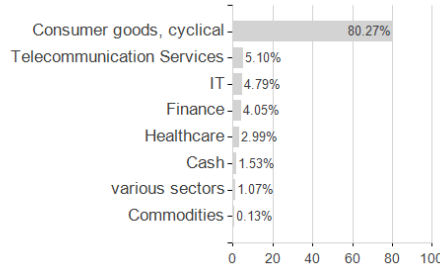
Largest positions



Countries



Branches



Currencies

