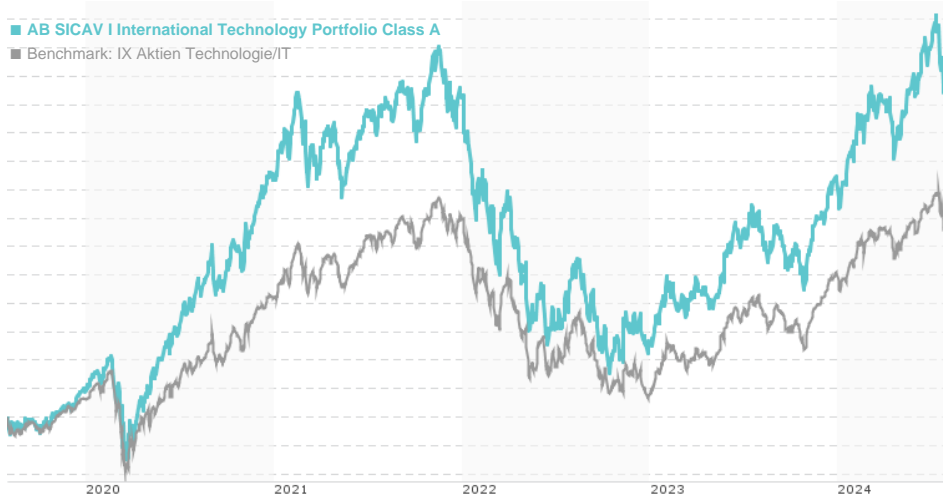


AB SICAV I International Technology Portfolio Class A / LU0060230025 / 986514 / AllianceBernstein LU

Last 07/30/2024 ¹	Region	Branch	Type of yield	Type
789.16 USD	Worldwide	Sector Technology	reinvestment	Equity Fund



Risk key figures

SRI	1	2	3	4	5	6	7	
Mountain-View Funds Rating ²							EDA ³	78

Yearly Performance

2023	+45.13%
2022	-40.48%
2021	+14.68%
2020	+69.02%
2019	+40.67%

Master data		Conditions		Other figures	
Fund type	Single fund	Issue surcharge	5.00%	Minimum investment	USD 2,000.00
Category	Equity	Planned administr. fee	0.00%	Savings plan	-
Sub category	Sector Technology	Deposit fees	0.50%	UCITS / OGAW	Yes
Fund domicile	Luxembourg	Redemption charge	0.00%	Performance fee	0.00%
Tranch volume	(07/30/2024) USD 606.40 mill.	Ongoing charges	-	Redeployment fee	0.00%
Total volume	(07/30/2024) USD 1,412.67 mill.	Dividends		Investment company	
Launch date	10/3/1995	AllianceBernstein LU			
KESr report funds	Yes	2-4, rue Eugene Ruppert, 2453, Luxembourg			
Business year start	01.06.	Luxembourg			
Sustainability type	-	https://www.alliancebernstein.com			
Fund manager	Samantha S. Lau, Lei Qiu				

Performance	1M	6M	YTD	1Y	2Y	3Y	5Y	Since start
Performance	-8.42%	+8.83%	+15.10%	+22.16%	+42.29%	+1.25%	+107.10%	+1183.81%
Performance p.a.	-	-	-	+22.16%	+19.31%	+0.42%	+15.66%	+9.25%
Sharpe ratio	-2.63	0.64	1.04	0.83	0.61	-0.11	0.41	0.21
Volatility	26.86%	23.32%	23.15%	22.41%	25.59%	28.43%	29.24%	26.88%
Worst month	-	-8.14%	-8.14%	-8.14%	-11.91%	-14.50%	-14.50%	-21.72%
Best month	-	9.25%	9.25%	14.87%	14.87%	14.87%	15.26%	23.11%
Maximum loss	-12.65%	-12.65%	-12.65%	-16.05%	-25.90%	-49.83%	-49.83%	-

Distribution permission

Austria, Germany, Switzerland, United Kingdom, Luxembourg

¹ Important note on update status: The displayed date refers exclusively to the calculation of the NAV.

² The Mountain-View Data Fund Rating calculates a comparative ranking for funds using yield, volatility and trend data. For more information visit [MVD Funds Rating](#)

DISCLAIMER: The information on this page are for informational purposes only and should neither an offer to sell nor a solicitation for the purchase of the security or recommendation in favor of the security to be understood. baha GmbH assumes no liability despite thorough searches for the accuracy of the data.

Funds data from: www.mountain-view.com. Fact Sheet created by: www.baha.com

AB SICAV I International Technology Portfolio Class A / LU0060230025 / 986514 / AllianceBernstein LU

Investment strategy

Under normal market conditions, the Portfolio typically invests at least 80%, and not less than two thirds, of its assets in equity securities of companies that are expected to profit from technological advances and innovations. These companies may be of any market capitalisation and any country, including emerging market countries. The Investment Manager seeks to select securities that it believes offer superior long-term growth characteristics. The Portfolio may be exposed to any currency. The Portfolio uses derivatives for hedging (reducing risks) and efficient portfolio management.

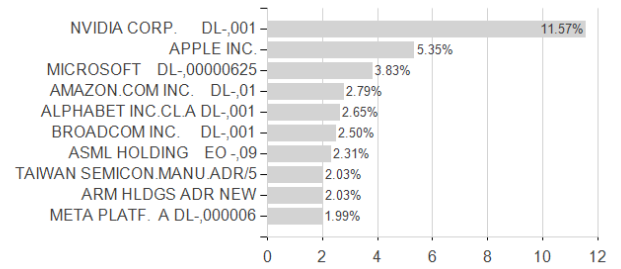
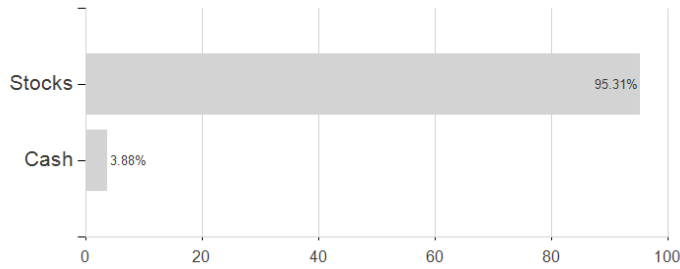
Investment goal

The Portfolio seeks to increase the value of your investment over time through capital growth.

Assessment Structure

Assets

Largest positions



Countries

Branches

Currencies

