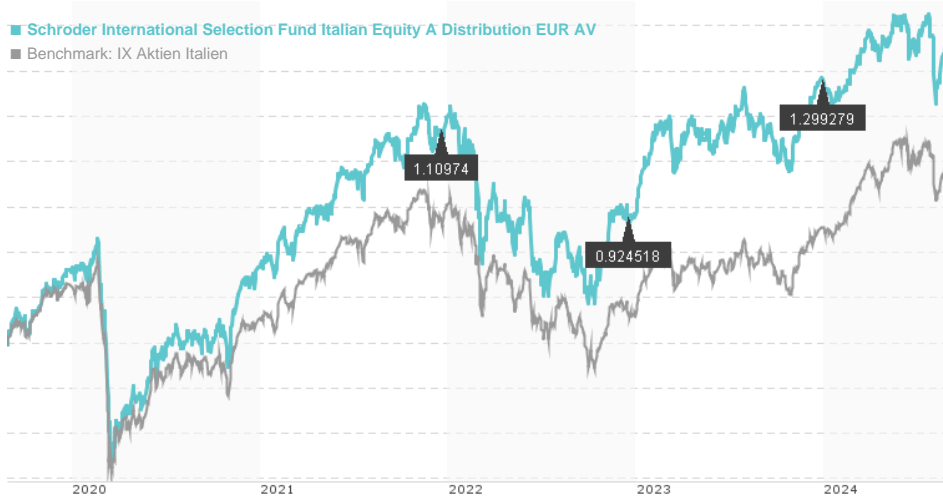


Schroder International Selection Fund Italian Equity A Distribution EUR AV / LU0067016716 / 986250 / Schroder IM

Last 08/27/2024 <sup>1</sup>	Country	Branch	Type of yield	Type
33.89 EUR	Italy	Mixed Sectors	paying dividend	Equity Fund



Risk key figures

SRI	1	2	3	4	5	6	7
Mountain-View Funds Rating <sup>2</sup>							EDA <sup>3</sup>
							71

Yearly Performance

2023	+23.45%
2022	-14.48%
2021	+28.26%
2020	+1.11%
2019	+28.02%

Master data		Conditions		Other figures	
Fund type	Single fund	Issue surcharge	5.00%	Minimum investment	EUR 1,000.00
Category	Equity	Planned administr. fee	0.00%	Savings plan	-
Sub category	Mixed Sectors	Deposit fees	0.30%	UCITS / OGAW	Yes
Fund domicile	Luxembourg	Redemption charge	0.00%	Performance fee	0.00%
Tranch volume	(08/27/2024) EUR 6.64 mill.	Ongoing charges	-	Redeployment fee	0.00%
Total volume	(08/27/2024) EUR 140.55 mill.	Dividends		Investment company	
Launch date	5/3/1996	28.12.2023	1.30 EUR	Schroder IM (EU)	
KESt report funds	Yes	15.12.2022	0.92 EUR	5, rue Höhenhof, 1736, Senningerberg	
Business year start	01.01.	16.12.2021	1.11 EUR	Luxembourg	
Sustainability type	-	17.12.2020	0.21 EUR	https://www.schroders.com	
Fund manager	Hannah Piper, Tim Pedroni	19.12.2019	0.83 EUR		

Performance	1M	6M	YTD	1Y	2Y	3Y	5Y	Since start
Performance	-1.44%	+3.43%	+4.55%	+11.41%	+41.71%	+15.30%	+64.98%	+931.67%
Performance p.a.	-	-	-	+11.41%	+19.07%	+4.86%	+10.52%	+8.58%
Sharpe ratio	-0.88	0.23	0.25	0.57	0.97	0.07	0.34	0.25
Volatility	23.08%	15.33%	14.20%	13.93%	16.01%	19.06%	20.48%	20.23%
Worst month	-	-4.52%	-4.52%	-4.52%	-6.96%	-13.77%	-22.74%	-22.74%
Best month	-	5.92%	5.92%	8.78%	11.64%	11.64%	20.03%	27.23%
Maximum loss	-9.03%	-11.35%	-11.35%	-11.35%	-11.80%	-28.76%	-40.88%	-

Distribution permission

Austria, Germany, Switzerland, United Kingdom, Luxembourg

<sup>1</sup> Important note on update status: The displayed date refers exclusively to the calculation of the NAV.

<sup>2</sup> The Mountain-View Data Fund Rating calculates a comparative ranking for funds using yield, volatility and trend data. For more information visit [MVD Funds Rating](#)

<sup>3</sup> Displays the Ethical-Dynamical Ratio calculated according to standard criteria. The maximum value is 100. For more information visit [EDA](#)

**Schroder International Selection Fund Italian Equity A Distribution EUR AV / LU0067016716 / 986250 / Schroder IM**

**Investment strategy**

The fund is actively managed and invests at least 70% of its assets in a concentrated range (typically fewer than 50 companies) of equities of Italian companies. The fund invests at least 25% of these assets (which corresponds to 17.5% of the fund's assets) in equities of Italian companies that are not included in FTSE MIB index or other equivalent indices and at least 5% of these assets (which corresponds to 3.5% of the fund's assets) in equities of Italian companies that are not included in the FTSE MIB and FTSE MID CAP indexes or other equivalent indices. The fund may invest up to 10% of its assets in equities issued by, or entered into with, the same company or companies belonging to the same group. The fund may use derivatives with the aim of achieving investment gains, reducing risk or managing the fund more efficiently. The fund is valued with reference to the net asset value of the underlying assets.

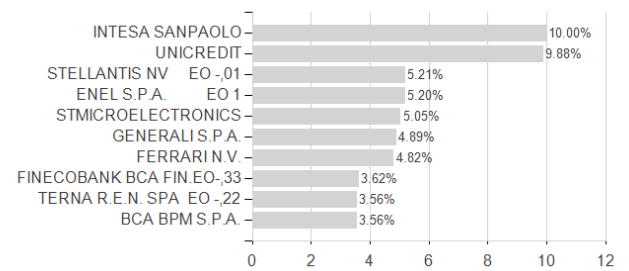
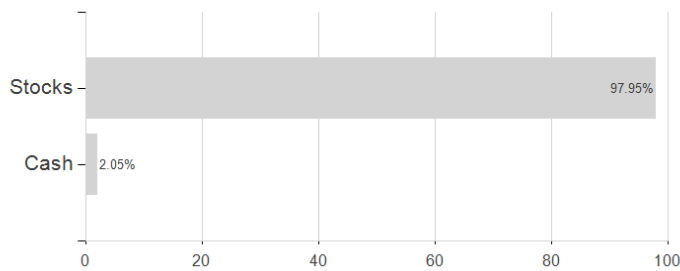
**Investment goal**

The fund aims to provide capital growth in excess of the FTSE Italia All- Share (TR) Index after fees have been deducted over a three to five year period by investing in equities of Italian companies.

**Assessment Structure**

**Assets**

**Largest positions**



**Countries**

**Branches**

**Currencies**

