

DNB Fund - Asian Mid Cap Retail A EUR / LU0067059799 / 986071 / FundPartner Sol.(EU)

Last 08/22/2024 ¹	Region	Branch	Type of yield	Type
7.66 EUR	Asia (excl. Japan)	Mixed Sectors	reinvestment	Equity Fund



Risk key figures

SRI	1	2	3	4	5	6	7	
Mountain-View Funds Rating ²							EDA ³	74

Yearly Performance

2023	-1.90%
2022	-18.26%
2021	+11.02%
2020	+17.42%
2019	+17.33%

Master data		Conditions		Other figures	
Fund type	Single fund	Issue surcharge	5.00%	Minimum investment	UNT 0
Category	Equity	Planned administr. fee	0.00%	Savings plan	-
Sub category	Mixed Sectors	Deposit fees	0.00%	UCITS / OGAW	Yes
Fund domicile	Luxembourg	Redemption charge	0.00%	Performance fee	0.00%
Tranch volume	(08/22/2024) EUR 39.32 mill.	Ongoing charges	-	Redeployment fee	0.00%
Total volume	(08/22/2024) EUR 56.11 mill.	Dividends		Investment company	
Launch date	5/31/1995	FundPartner Sol.(EU)			
KESt report funds	Yes	15A, avenue J. F. Kennedy, 1855, Luxembourg			
Business year start	01.01.	Luxembourg			
Sustainability type	-	www.group.pictet/de			
Fund manager	Abhishek Thepade				

Performance	1M	6M	YTD	1Y	2Y	3Y	5Y	Since start
Performance	+0.29%	-1.97%	+2.45%	+2.37%	-11.22%	-16.30%	+21.54%	+644.15%
Performance p.a.	-	-	-	+2.37%	-5.77%	-5.76%	+3.97%	+7.19%
Sharpe ratio	0.00	-0.47	0.02	-0.08	-0.57	-0.51	0.02	0.17
Volatility	22.14%	15.74%	15.01%	14.12%	16.35%	18.35%	20.70%	21.29%
Worst month	-	-3.34%	-3.34%	-5.39%	-9.80%	-9.80%	-22.03%	-23.79%
Best month	-	4.64%	4.64%	4.64%	9.41%	9.41%	16.46%	37.61%
Maximum loss	-7.84%	-12.23%	-12.23%	-12.23%	-18.07%	-31.14%	-37.75%	-

Distribution permission

Austria, Germany, Switzerland

¹ Important note on update status: The displayed date refers exclusively to the calculation of the NAV.

² The Mountain-View Data Fund Rating calculates a comparative ranking for funds using yield, volatility and trend data. For more information visit [MVD Funds Rating](#)

³ Displays the Ethical-Dynamical Ratio calculated according to standard criteria. The maximum value is 100. For more information visit [EDA](#)

DNB Fund - Asian Mid Cap Retail A EUR / LU0067059799 / 986071 / FundPartner Sol.(EU)

Investment strategy

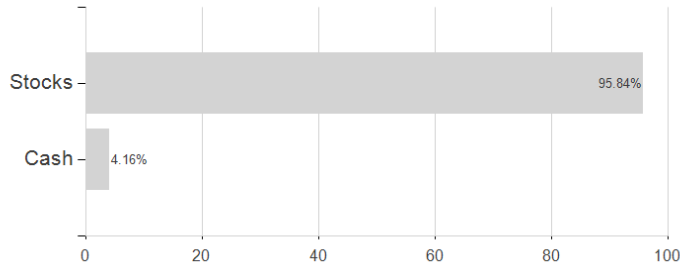
The Sub-Fund invests mainly in small and medium capitalization companies in Asia ex-Japan, with a focus on mid cap equities. The Sub-Fund invests in equities at least 51% of its net assets. Investments in other UCITS(s) or UCI(s), if any, will never exceed 10% of the net assets of the Sub-Fund.

Investment goal

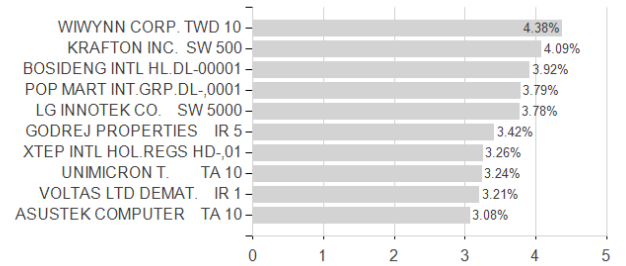
The Sub-Fund aims to achieve a maximum return on investment over the long term without undue risk.

Assessment Structure

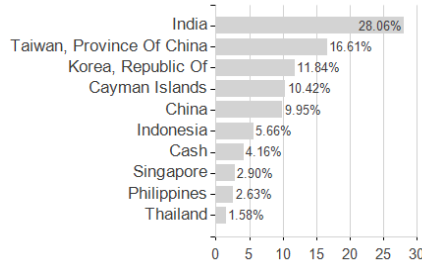
Assets



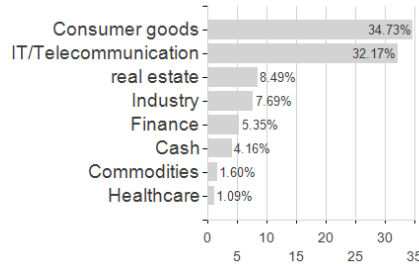
Largest positions



Countries



Branches



Currencies

