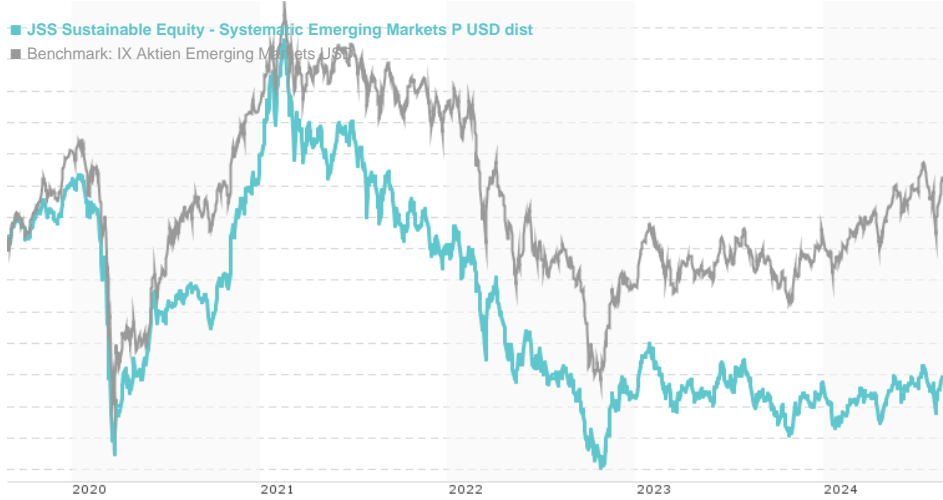


JSS Sustainable Equity - Systematic Emerging Markets P USD dist / LU0068337053 / 986019 / J.S.Sarasin Fd.M. LU

Last 08/26/2024 ¹	Region	Branch	Type of yield	Type
250.56 USD	Emerging Markets	Mixed Sectors	paying dividend	Equity Fund



Risk key figures

SRI	1	2	3	4	5	6	7
Mountain-View Funds Rating ²	EDA ³						
	80						

Yearly Performance

2023	+3.30%
2022	-24.11%
2021	-12.60%
2020	+4.54%
2019	+8.40%

Master data		Conditions		Other figures	
Fund type	Single fund	Issue surcharge	3.00%	Minimum investment	UNT 0
Category	Equity	Planned administr. fee	0.00%	Savings plan	-
Sub category	Mixed Sectors	Deposit fees	0.10%	UCITS / OGAW	Yes
Fund domicile	Luxembourg	Redemption charge	0.00%	Performance fee	0.00%
Tranch volume	(08/26/2024) USD 22.95 mill.	Ongoing charges	-	Redeployment fee	0.00%
Total volume	(07/31/2024) USD 34.90 mill.	Dividends		Investment company	
Launch date	6/5/1996	16.04.2009	5.84 USD	J.S.Sarasin Fd.M. LU	
KESt report funds	Yes	19.04.2007	1.60 USD	17-21, Boulevard Joseph II, 1840, Luxembourg	
Business year start	01.07.	26.01.2006	1.50 USD	Luxembourg	
Sustainability type	Ethics/ecology	23.01.2003	0.20 USD	http://www.jsafrasarasin.lu/internet/lu/	
Fund manager	Mathilde Franscini	25.01.2002	0.18 USD		

Performance	1M	6M	YTD	1Y	2Y	3Y	5Y	Since start
Performance	+3.14%	+5.82%	+1.70%	+4.71%	+0.15%	-25.54%	-19.65%	+122.42%
Performance p.a.	-	-	-	+4.72%	+0.08%	-9.35%	-4.28%	+2.87%
Sharpe ratio	1.95	0.58	-0.06	0.08	-0.20	-0.71	-0.40	-0.04
Volatility	20.64%	14.60%	14.71%	14.79%	16.90%	18.14%	19.72%	16.97%
Worst month	-	-1.71%	-8.64%	-8.64%	-13.55%	-13.55%	-20.76%	-28.94%
Best month	-	5.46%	5.46%	8.34%	18.46%	18.46%	18.46%	18.46%
Maximum loss	-5.96%	-9.33%	-9.33%	-9.48%	-18.61%	-41.98%	-51.06%	-

Distribution permission

Austria, Germany, Switzerland, United Kingdom

¹ Important note on update status: The displayed date refers exclusively to the calculation of the NAV.

² The Mountain-View Data Fund Rating calculates a comparative ranking for funds using yield, volatility and trend data. For more information visit [MVD Funds Rating](#)

³ Displays the Ethical-Dynamical Ratio calculated according to standard criteria. The maximum value is 100. For more information visit [EDA](#)

JSS Sustainable Equity - Systematic Emerging Markets P USD dist / LU0068337053 / 986019 / J.S.Sarasin Fd.M. LU

Investment strategy

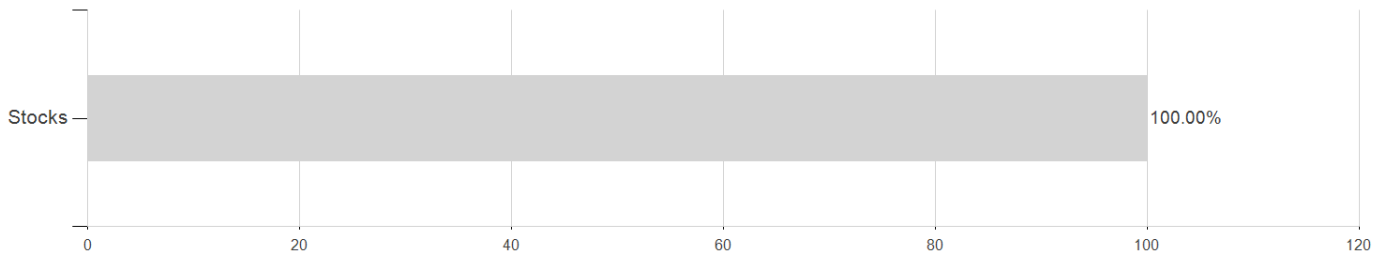
The assets of the Sub-Fund are invested either directly (min 67% of the Sub-Fund's assets) or indirectly in shares of companies domiciled in emerging markets. Emerging markets include the developing countries of Asia, Latin America, Eastern Europe and Africa. The investment policy is based on a systematic process which is underpinned by a quantitative investment concept. Equity investments are either made directly on the local stock exchange or through foreign certificates for these equities, which are traded on a recognised stock exchange (generally the New York Stock Exchange or London Stock Exchange). The Sub-Fund promotes environmental and social characteristics according to SFDR Art. 8, but does not have a sustainable investment objective according to SFDR Art. 9. This product considers environmental, social and governance aspects ("ESG") along the investment process with the aim to reduce controversial exposures, to align the portfolio with international norms, to mitigate sustainability risks and to harness opportunities emanating from ESG trends and to get a better-informed perspective of portfolio holdings.

Investment goal

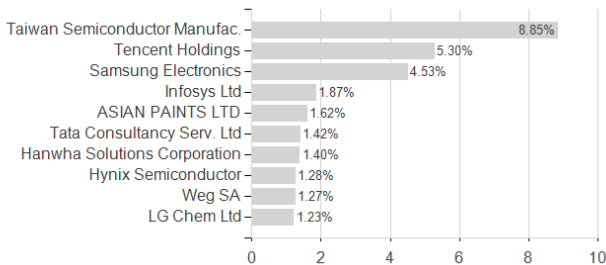
The investment objective of JSS Sustainable Equity - Systematic Emerging Markets is to achieve long-term capital growth by investing worldwide in emerging market equities.

Assessment Structure

Assets



Largest positions



Countries

