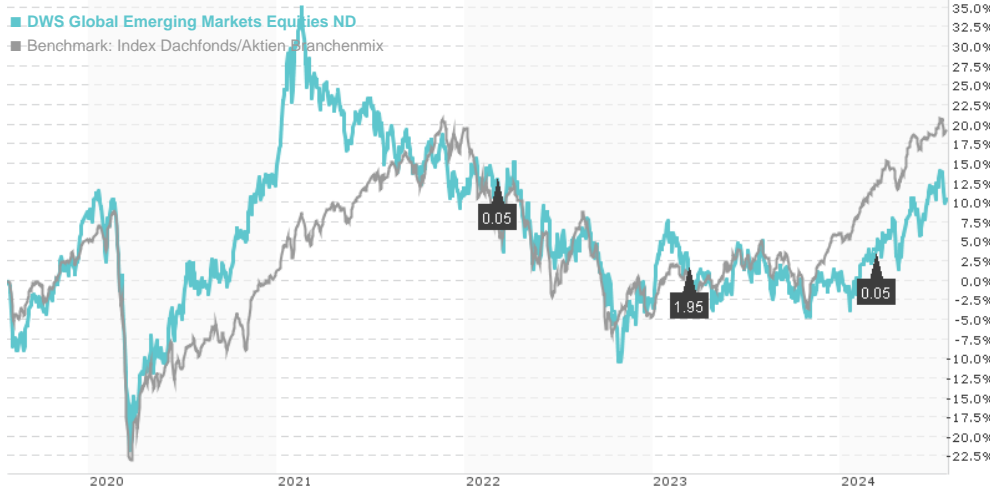


DWS Global Emerging Markets Equities ND / DE0009773010 / 977301 / DWS Investment GmbH

Last 07/24/2024 ¹	Region	Branch	Type of yield	Type
122.70 EUR	Emerging Markets	Mixed Sectors	paying dividend	Equity Fund



Risk key figures

SRI	1	2	3	4	5	6	7
-----	---	---	---	---	---	---	---

Mountain-View Funds Rating ²	EDA ³
▲▲▲▲▲	83

Yearly Performance

2023	+3.61%
2022	-12.15%
2021	-3.35%
2020	+6.18%
2019	+23.97%

Master data		Conditions		Other figures	
Fund type	Single fund	Issue surcharge	0.00%	Minimum investment	UNT 0
Category	Equity	Planned administr. fee	0.00%	Savings plan	Yes
Sub category	Mixed Sectors	Deposit fees	0.00%	UCITS / OGAW	Yes
Fund domicile	Germany	Redemption charge	0.00%	Performance fee	0.00%
Tranch volume	(07/24/2024) EUR 105.65 mill.	Ongoing charges	-	Redeployment fee	0.00%
Total volume	(05/31/2024) EUR 104.29 mill.	Dividends		Investment company	
Launch date	9/17/1997	08.03.2024	0.05 EUR	DWS Investment GmbH	
KESt report funds	Yes	10.03.2023	1.95 EUR	Mainzer Landstraße 11-17, 60329, Frankfurt am Main	
Business year start	01.01.	04.03.2022	0.05 EUR	Germany	
Sustainability type	Ethics/ecology	05.03.2021	0.07 EUR	https://www.dws.de	
Fund manager	& Manuel Muehl, Mi Dya Kim	06.03.2020	1.51 EUR		

Performance	1M	6M	YTD	1Y	2Y	3Y	5Y	Since start
Performance	-0.94%	+12.02%	+9.46%	+9.11%	+6.20%	-5.56%	+9.65%	+514.20%
Performance p.a.	-	-	-	+9.09%	+3.05%	-1.89%	+1.86%	+6.99%
Sharpe ratio	-1.36	1.68	1.07	0.42	-0.04	-0.36	-0.11	0.16
Volatility	10.65%	13.05%	12.98%	12.91%	14.63%	15.36%	16.20%	21.27%
Worst month	-	-1.81%	-1.81%	-4.18%	-8.56%	-8.56%	-14.97%	-27.66%
Best month	-	3.43%	3.43%	3.43%	8.93%	8.93%	10.71%	31.60%
Maximum loss	-3.72%	-6.02%	-6.02%	-9.32%	-17.06%	-25.25%	-33.69%	-

Distribution permission

Austria, Germany

1 Important note on update status: The displayed date refers exclusively to the calculation of the NAV.

2 The Mountain-View Data Fund Rating calculates a comparative ranking for funds using yield, volatility and trend data. For more information visit [MVD Funds Rating](#)

3 Displays the Ethical-Dynamical Ratio calculated according to standard criteria. The maximum value is 100. For more information visit [EDA](#)

DWS Global Emerging Markets Equities ND / DE0009773010 / 977301 / DWS Investment GmbH

Investment strategy

To achieve this, the fund invests at least 85% of its assets in shares of the MFC share class of DWS Invest ESG Global Emerging Markets Equities (master fund). The objective of the investment policy of DWS Invest ESG Global Emerging Markets Equities is to generate long-term capital appreciation. To this end, the fund invests predominantly in equities of companies that have their registered offices in an emerging-market country or conduct their principal business activity in emerging-market countries, or which, as holding companies, predominantly hold interests in companies registered in emerging-market countries.

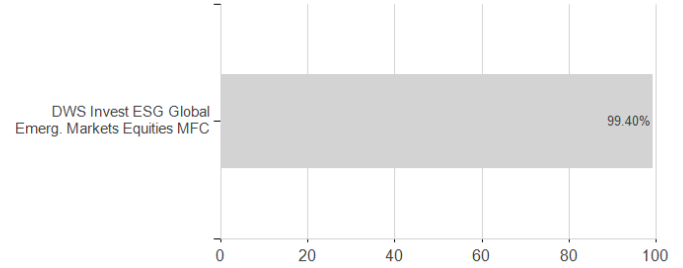
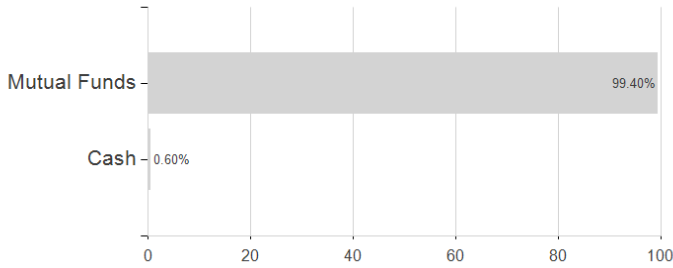
Investment goal

The objective of the investment policy is to generate long-term capital appreciation.

Assessment Structure

Assets

Largest positions



Countries

Branches

Currencies

