

UniGlobal-net- / DE0009750273 / 975027 / Union Inv. Privatf.

| | | | | |
|------------------------------|-----------|---------------|-----------------|-------------|
| Last 08/22/2024 ¹ | Region | Branch | Type of yield | Type |
| 249.86 EUR | Worldwide | Mixed Sectors | paying dividend | Equity Fund |



Risk key figures

| | | | | | | | |
|---|------------------|---|---|---|---|---|---|
| SRI | 1 | 2 | 3 | 4 | 5 | 6 | 7 |
| Mountain-View Funds Rating ² | EDA ³ | | | | | | |
| | 69 | | | | | | |

Yearly Performance

| | |
|------|---------|
| 2023 | +19.16% |
| 2022 | -14.54% |
| 2021 | +34.04% |
| 2020 | +8.62% |
| 2019 | +31.18% |

| Master data | | Conditions | | Other figures | |
|---------------------|---------------------------------|------------------------|----------|--|--------|
| Fund type | Single fund | Issue surcharge | 0.00% | Minimum investment | UNT 0 |
| Category | Equity | Planned administr. fee | 0.00% | Savings plan | Yes |
| Sub category | Mixed Sectors | Deposit fees | 0.00% | UCITS / OGAW | Yes |
| Fund domicile | Germany | Redemption charge | 0.00% | Performance fee | 25.00% |
| Tranch volume | (08/22/2024) EUR 8,373.87 mill. | Ongoing charges | - | Redeployment fee | 0.00% |
| Total volume | (08/22/2024) EUR 8,599.57 mill. | Dividends | | Investment company | |
| Launch date | 9/1/1997 | 16.11.2023 | 3.34 EUR | Union Inv. Privatf. | |
| KESt report funds | Yes | 10.11.2022 | 0.50 EUR | Weißfrauenstraße 7, 60311, Frankfurt am Main | |
| Business year start | 01.10. | 11.11.2021 | 0.50 EUR | Germany | |
| Sustainability type | - | 12.11.2020 | 0.50 EUR | https://www.union-investment.de | |
| | | 14.11.2019 | 0.44 EUR | | |

| Fund manager Performance | 1M | 6M | YTD | 1Y | 2Y | 3Y | 5Y | Since start |
|--------------------------|--------|--------|---------|---------|---------|---------|---------|-------------|
| Performance | -1.44% | +4.83% | +14.49% | +22.97% | +23.67% | +26.72% | +84.75% | +588.63% |
| Performance p.a. | - | - | - | +22.90% | +11.19% | +8.21% | +13.05% | +7.41% |
| Sharpe ratio | -0.89 | 0.50 | 1.63 | 1.63 | 0.57 | 0.31 | 0.53 | 0.23 |
| Volatility | 21.65% | 12.88% | 12.29% | 11.89% | 13.45% | 15.02% | 18.10% | 16.81% |
| Worst month | - | -2.65% | -2.65% | -2.65% | -7.31% | -7.31% | -10.69% | -12.66% |
| Best month | - | 5.84% | 5.84% | 5.84% | 6.61% | 9.95% | 9.95% | 12.29% |
| Maximum loss | -7.75% | -9.37% | -9.37% | -9.37% | -12.22% | -18.30% | -33.10% | - |

Distribution permission

Austria, Germany, Switzerland

¹ Important note on update status: The displayed date refers exclusively to the calculation of the NAV.

² The Mountain-View Data Fund Rating calculates a comparative ranking for funds using yield, volatility and trend data. For more information visit [MVD Funds Rating](#)

³ Displays the Ethical-Dynamical Ratio calculated according to standard criteria. The maximum value is 100. For more information visit [EDA](#)

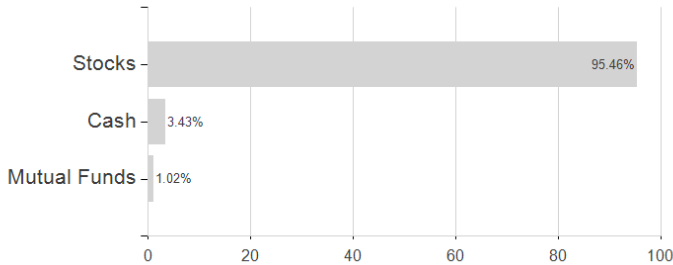
UniGlobal-net- / DE0009750273 / 975027 / Union Inv. Privatf.

Investment goal

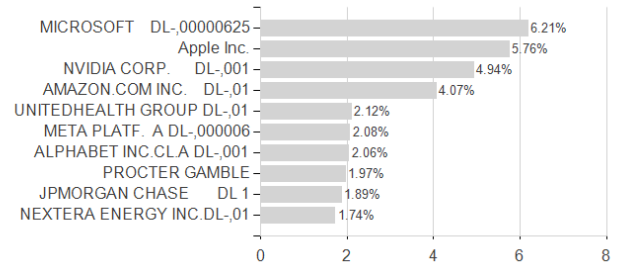
UniGlobal invests in international equities and concentrates on large caps and selected mid caps. The fund thus offers investors exposure to the international equity markets on the basis of a diversified portfolio. Practising active stock-picking, UniGlobal aims at benchmark outperformance by a country and sector allocation that follows a combined top-down and bottom-up approach.

Assessment Structure

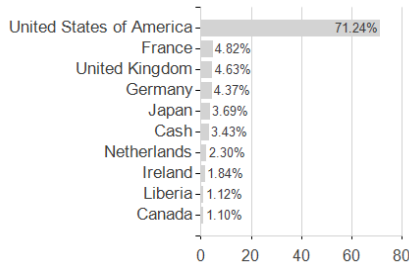
Assets



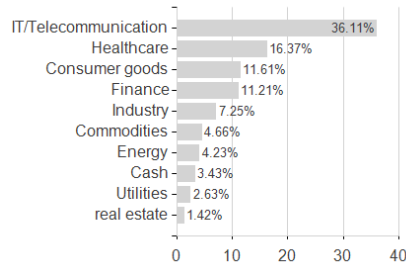
Largest positions



Countries



Branches



Currencies

