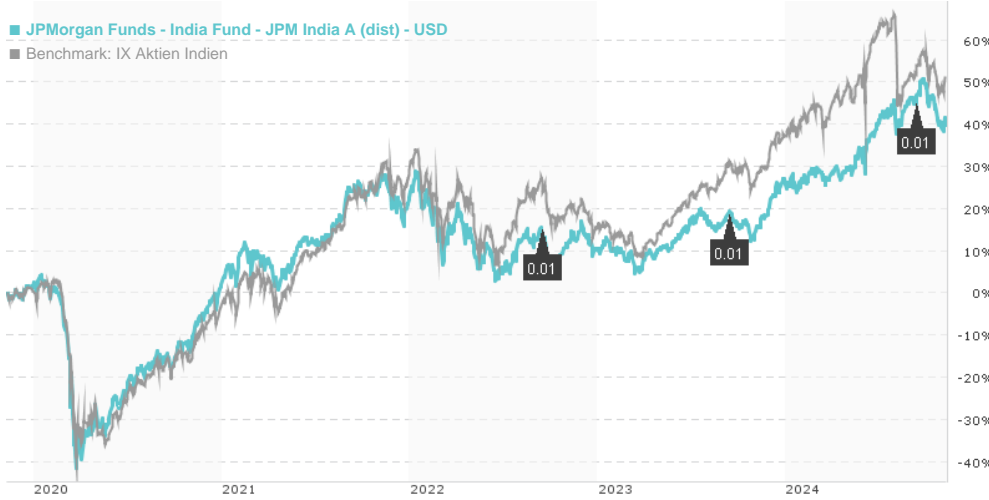


JPMorgan Funds - India Fund - JPM India A (dist) - USD / LU0058908533 / 974541 / JPMorgan AM (EU)

Last 11/07/2024 <sup>1</sup>	Country	Branch	Type of yield	Type
130.92 USD	India	Mixed Sectors	paying dividend	Equity Fund

JPMorgan Funds - India Fund - JPM India A (dist) - USD  
Benchmark: IX Aktien Indien



Risk key figures

SRI	1	2	3	4	5	6	7	
Mountain-View Funds Rating <sup>2</sup>							EDA <sup>3</sup>	67

Yearly Performance

2023	+15.03%
2022	-10.09%
2021	+20.26%
2020	+0.71%
2019	+2.51%

Master data		Conditions		Other figures	
Fund type	Single fund	Issue surcharge	5.00%	Minimum investment	USD 35,000.00
Category	Equity	Planned administr. fee	0.00%	Savings plan	-
Sub category	Mixed Sectors	Deposit fees	0.00%	UCITS / OGAW	Yes
Fund domicile	Luxembourg	Redemption charge	0.50%	Performance fee	0.00%
Tranch volume	(11/07/2024) USD 297.65 mill.	Ongoing charges	-	Redeployment fee	0.00%
Total volume	(11/07/2024) USD 648.85 mill.	Dividends		Investment company	
Launch date	9/1/1995	11.09.2024	0.01 USD	JPMorgan AM (EU)	
KESt report funds	Yes	13.09.2023	0.01 USD	PO Box 275, 2012, Luxembourg	
Business year start	01.07.	14.09.2022	0.01 USD	Luxembourg	
Sustainability type	-	09.09.2021	0.01 USD	https://www.jpmorganassetmanagement.de	
Fund manager	Amit Mehta, Sandip Patodia	10.09.2020	0.01 USD		

Performance	1M	6M	YTD	1Y	2Y	3Y	5Y	Since start
Performance	-3.12%	+7.93%	+9.98%	+20.56%	+24.09%	+8.98%	+37.80%	+1323.50%
Performance p.a.	-	-	-	+20.50%	+11.38%	+2.91%	+6.62%	+9.52%
Sharpe ratio	-2.66	0.89	0.65	1.35	0.72	-0.01	0.17	0.26
Volatility	12.84%	14.92%	13.43%	12.93%	11.53%	14.70%	20.58%	24.61%
Worst month	-	-6.40%	-6.40%	-6.40%	-6.40%	-6.40%	-29.55%	-29.55%
Best month	-	6.70%	6.70%	6.70%	6.70%	6.70%	13.41%	31.09%
Maximum loss	-5.75%	-8.25%	-8.25%	-8.25%	-10.55%	-20.22%	-43.93%	-

Distribution permission

Austria, Germany, Switzerland, United Kingdom, Luxembourg, Czech Republic

<sup>1</sup> Important note on update status: The displayed date refers exclusively to the calculation of the NAV.

<sup>2</sup> The Mountain-View Data Fund Rating calculates a comparative ranking for funds using yield, volatility and trend data. For more information visit [MVD Funds Rating](#)

<sup>3</sup> Displays the Ethical-Dynamical Ratio calculated according to standard criteria. The maximum value is 100. For more information visit [EDA](#)

**JPMorgan Funds - India Fund - JPM India A (dist) - USD / LU0058908533 / 974541 / JPMorgan AM (EU)**

**Investment strategy**

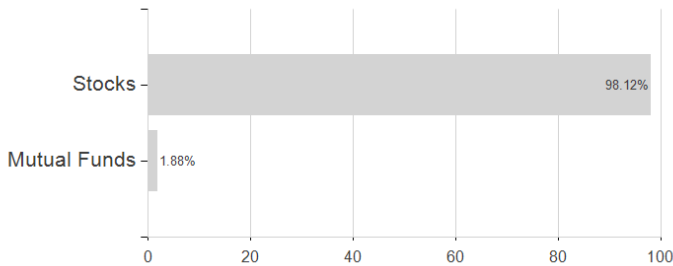
At least 67% of assets invested in equities of companies that are domiciled, or carrying out the main part of their economic activity, in India. The Sub-Fund may also invest in Pakistan, Sri Lanka and Bangladesh. The Sub-Fund may be concentrated in a limited number of securities or sectors from time to time. A Mauritius Subsidiary, wholly-owned by JPMorgan Funds, may be used to facilitate an efficient means of investing.

**Investment goal**

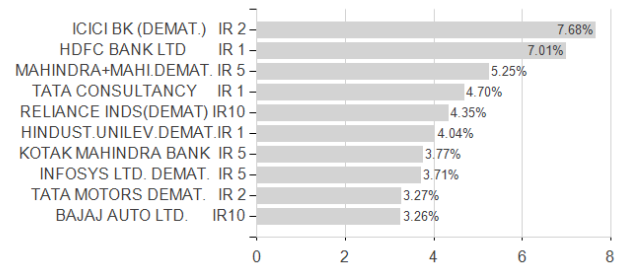
To provide long-term capital growth by investing primarily in Indian companies.

**Assessment Structure**

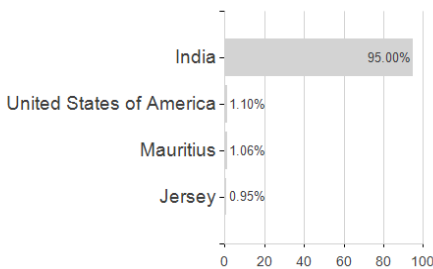
**Assets**



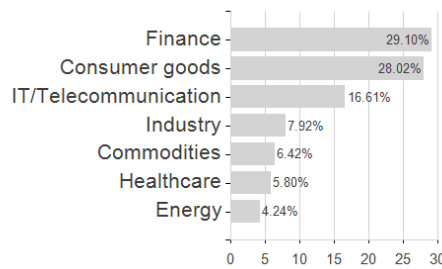
**Largest positions**



**Countries**



**Branches**



**Currencies**

