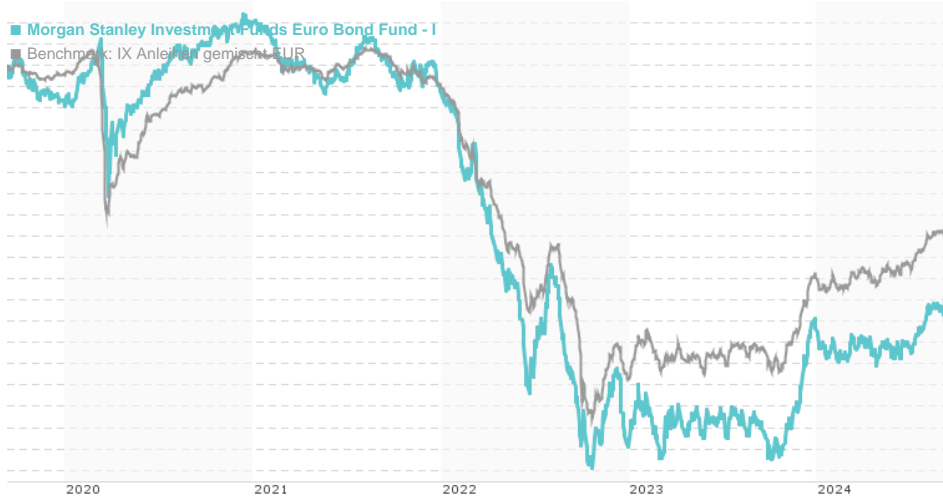


Morgan Stanley Investment Funds Euro Bond Fund - I / LU0042383389 / 973403 / MSIM Fund M. (IE)

Last 09/06/2024 ¹	Region	Branch	Type of yield	Type
17.10 EUR	Worldwide	Bonds: Mixed	reinvestment	Fixed-Income Fund



Risk key figures

SRI	1	2	3	4	5	6	7
Mountain-View Funds Rating ²	EDA ³						
	82						

Yearly Performance

2023	+6.73%
2022	-16.79%
2021	-3.27%
2020	+4.04%
2019	+6.27%

Master data		Conditions		Other figures	
Fund type	Single fund	Issue surcharge	3.00%	Minimum investment	UNT 0
Category	Bonds	Planned administr. fee	0.00%	Savings plan	-
Sub category	Bonds: Mixed	Deposit fees	0.00%	UCITS / OGAW	Yes
Fund domicile	Luxembourg	Redemption charge	2.00%	Performance fee	0.00%
Tranch volume	(03/20/2024) EUR 8.48 mill.	Ongoing charges	-	Redeployment fee	0.00%
Total volume	(09/06/2024) EUR 272.38 mill.	Dividends		Investment company	
Launch date	12/14/1998	MSIM Fund M. (IE)			
KESt report funds	Yes	Junghofstrasse 13-15, 60311, Frankfurt			
Business year start	01.01.	Germany			
Sustainability type	-	https://www.morganstanley.com			
Fund manager	Leon Grenyer, Richard Ford, Anton Heese				

Performance	1M	6M	YTD	1Y	2Y	3Y	5Y	Since start
Performance	+0.41%	+2.46%	+1.66%	+7.14%	+4.20%	-11.31%	-11.22%	+110.07%
Performance p.a.	-	-	-	+7.12%	+2.08%	-3.92%	-2.35%	+2.92%
Sharpe ratio	0.49	0.40	-0.27	0.88	-0.26	-1.33	-1.15	-0.15
Volatility	3.05%	3.64%	3.69%	4.19%	5.39%	5.54%	5.08%	3.57%
Worst month	-	-1.07%	-1.20%	-1.87%	-4.23%	-4.39%	-4.39%	-4.39%
Best month	-	1.68%	3.57%	3.57%	3.57%	4.28%	4.28%	4.28%
Maximum loss	-0.59%	-1.67%	-1.79%	-2.48%	-5.58%	-19.29%	-20.81%	-

Distribution permission

Austria, Germany, Switzerland, United Kingdom, Luxembourg, Czech Republic

¹ Important note on update status: The displayed date refers exclusively to the calculation of the NAV.

² The Mountain-View Data Fund Rating calculates a comparative ranking for funds using yield, volatility and trend data. For more information visit [MVD Funds Rating](#)

³ Displays the Ethical-Dynamical Ratio calculated according to standard criteria. The maximum value is 100. For more information visit [EDA](#)

DISCLAIMER: The information on this page are for informational purposes only and should neither an offer to sell nor a solicitation for the purchase of the security or recommendation in favor of the security to be understood. baha GmbH assumes no liability despite thorough searches for the accuracy of the data.

Funds data from: www.mountain-view.com. Fact Sheet created by: www.baha.com

Morgan Stanley Investment Funds Euro Bond Fund - I / LU0042383389 / 973403 / MSIM Fund M. (IE)

Investment strategy

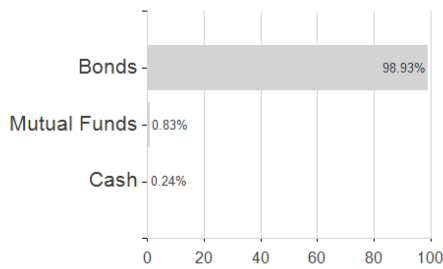
To invest in Euro denominated fixed income securities issued by corporations and governmental or governmental related agencies. The Fund will not invest in any securities that are rated below B- (or below BBB- in the case of Asset Backed Securities, including Mortgage Backed Securities) by S&P or equivalent. The Fund may continue to hold bonds which have had their rating lowered up to a maximum total exposure of 3% of the Fund's Net Asset Value but will sell any bonds that have not been upgraded to a rating of at least B- within six months of its downgrade. As an essential and integrated part of the research process and through engagement with issuers, the Investment Adviser incorporates an assessment of sustainability-related risks and opportunities into the assessment process.

Investment goal

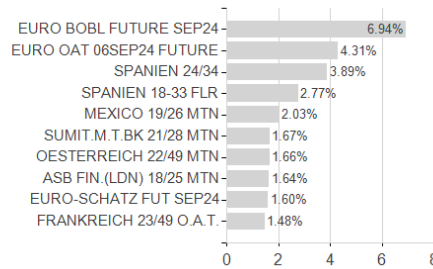
To provide an attractive rate of relative return. At least 70% of the Fund's investments will be in fixed income securities (e.g. bonds).

Assessment Structure

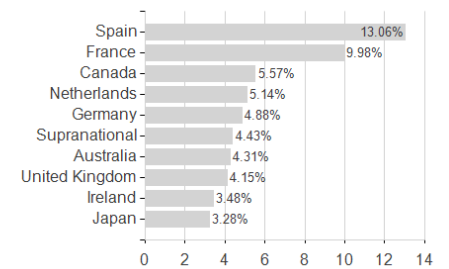
Assets



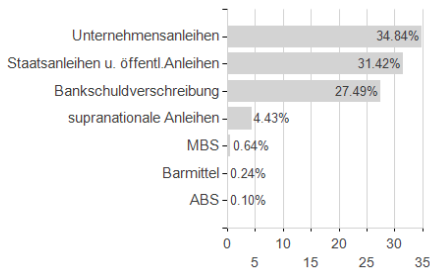
Largest positions



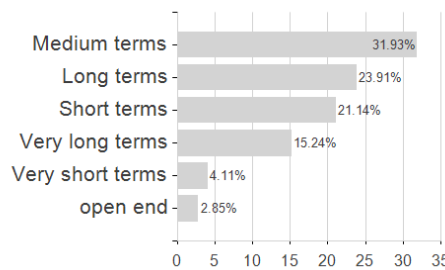
Countries



Issuer



Duration



Currencies

