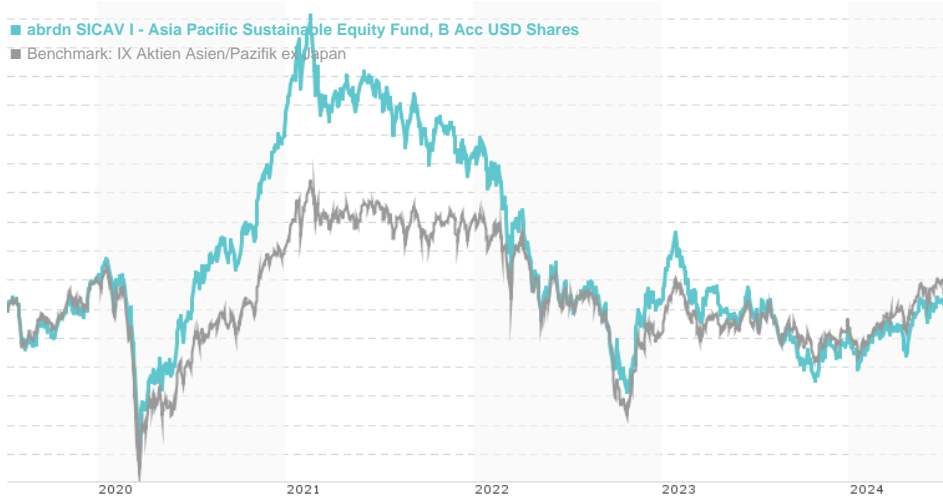


abrdn SICAV I - Asia Pacific Sustainable Equity Fund, B Acc USD Shares / LU0049195562 / 973294 / abrdn Inv.(LU)

Last 07/08/2024 <sup>1</sup>	Region	Branch	Type of yield	Type
66.49 USD	Asia/Pacific ex Japan	Mixed Sectors	reinvestment	Equity Fund



Risk key figures

SRI	1	2	3	4	5	6	7
Mountain-View Funds Rating <sup>2</sup>	EDA <sup>3</sup>						
	79						

Yearly Performance

2023	-4.86%
2022	-20.09%
2021	-5.07%
2020	+27.35%
2019	+17.49%

Master data		Conditions		Other figures	
Fund type	Single fund	Issue surcharge	0.00%	Minimum investment	USD 1,000.00
Category	Equity	Planned administr. fee	0.00%	Savings plan	Yes
Sub category	Mixed Sectors	Deposit fees	0.00%	UCITS / OGAW	Yes
Fund domicile	Luxembourg	Redemption charge	0.00%	Performance fee	0.00%
Tranch volume	(07/08/2024) USD 1.82 mill.	Ongoing charges	-	Redeployment fee	0.00%
Total volume	(07/08/2024) USD 1,699.91 mill.	<b>Dividends</b>		<b>Investment company</b>	
Launch date	4/26/1988	abrdn Inv.(LU)			
KEST report funds	Yes	Avenue John F Kennedy 35a, L-1855, Luxembourg			
Business year start	01.10.	Luxembourg			
Sustainability type	Ethics/ecology	www.abrdn.com/de-at			
Fund manager	Asia Pacific Equity Team				

Performance	1M	6M	YTD	1Y	2Y	3Y	5Y	Since start
Performance	+3.16%	+11.57%	+7.36%	+6.98%	+1.28%	-22.70%	+3.36%	+218.27%
Performance p.a.	-	-	-	+7.00%	+0.64%	-8.22%	+0.66%	+4.14%
Sharpe ratio	5.06	1.66	0.88	0.25	-0.19	-0.69	-0.16	0.02
Volatility	9.13%	12.57%	12.64%	13.44%	16.27%	17.32%	18.59%	17.94%
Worst month	-	-4.45%	-4.45%	-5.82%	-11.60%	-11.60%	-13.34%	-26.62%
Best month	-	3.95%	3.95%	5.96%	17.01%	17.01%	17.01%	23.00%
Maximum loss	-0.97%	-6.09%	-6.12%	-13.74%	-22.54%	-37.91%	-43.08%	-

Distribution permission

Austria, Germany, United Kingdom

1 Important note on update status: The displayed date refers exclusively to the calculation of the NAV.

2 The Mountain-View Data Fund Rating calculates a comparative ranking for funds using yield, volatility and trend data. For more information visit [MVD Funds Rating](#)

3 Displays the Ethical-Dynamical Ratio calculated according to standard criteria. The maximum value is 100. For more information visit [EDA](#)

**abrdn SICAV I - Asia Pacific Sustainable Equity Fund, B Acc USD Shares / LU0049195562 / 973294 / abrdn Inv.(LU)**

**Investment strategy**

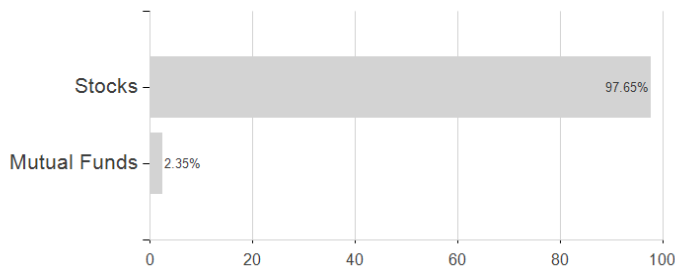
The Fund invests at least 90% in equities and equity related securities of companies listed, incorporated or domiciled in Asia Pacific countries (excluding Japan) or having significant operations and/or exposure to Asia Pacific countries (excluding Japan). The Fund may invest up to 30% of its net assets in Mainland China equity and equity-related securities, although only up to 20% may be invested directly through QFI regime, the Shanghai-Hong Kong and Shenzhen-Hong Kong Stock Connect programme or by any other available means.

**Investment goal**

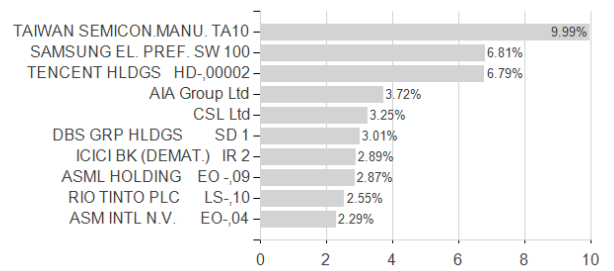
The Fund aims to achieve a combination of growth and income by investing in companies in Asia Pacific countries (excluding Japan), which adhere to the abrdn Asia Pacific Sustainable Equity Investment Approach (the "Investment Approach"). The Fund aims to outperform the MSCI AC Asia Pacific ex Japan Index (USD) benchmark (before charges).

**Assessment Structure**

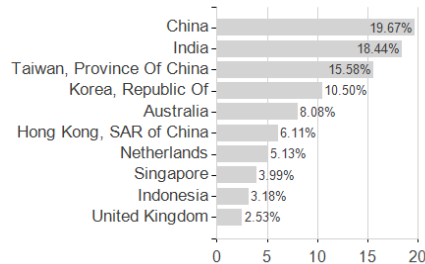
**Assets**



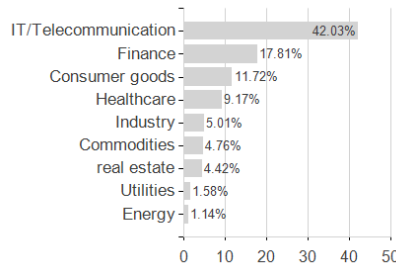
**Largest positions**



**Countries**



**Branches**



**Currencies**

