

Fidelity Funds - Nordic Fund A-SEK / LU0048588080 / 973277 / FIL IM (LU)

| | | | | |
|------------------------------|-------------|---------------|-----------------|-------------|
| Last 08/26/2024 ¹ | Region | Branch | Type of yield | Type |
| 2259.00 SEK | Scandinavia | Mixed Sectors | paying dividend | Equity Fund |



Risk key figures

| | | | | | | | | |
|---|---|---|---|---|---|---|------------------|----|
| SRI | 1 | 2 | 3 | 4 | 5 | 6 | 7 | |
| Mountain-View Funds Rating ² | | | | | | | EDA ³ | 79 |

Yearly Performance

| | |
|------|---------|
| 2023 | +13.03% |
| 2022 | +2.93% |
| 2021 | +27.55% |
| 2020 | +1.62% |
| 2019 | +31.40% |

| Master data | | Conditions | | Other figures | |
|---------------------|---------------------------------|------------------------|-----------|--------------------------------------|--------------|
| Fund type | Single fund | Issue surcharge | 5.25% | Minimum investment | USD 2,500.00 |
| Category | Equity | Planned administr. fee | 0.00% | Savings plan | - |
| Sub category | Mixed Sectors | Deposit fees | 0.35% | UCITS / OGAW | Yes |
| Fund domicile | Luxembourg | Redemption charge | 0.00% | Performance fee | 0.00% |
| Tranch volume | (08/26/2024) SEK 3,116.41 mill. | Ongoing charges | - | Redeployment fee | 0.00% |
| Total volume | (07/31/2024) SEK 5,038.08 mill. | Dividends | | Investment company | |
| Launch date | 10/1/1990 | 01.08.2024 | 64.86 SEK | FIL IM (LU) | |
| KESt report funds | Yes | 01.08.2023 | 64.32 SEK | Kärntner Straße 9, Top 8, 1010, Wien | |
| Business year start | 01.05. | 01.08.2022 | 26.21 SEK | Austria | |
| Sustainability type | - | 02.08.2021 | 12.85 SEK | https://www.fidelity.at | |
| | | 01.08.2019 | 7.60 SEK | | |

| Fund manager | Bertrand Puiffe | | | | | | | |
|------------------|-----------------|---------|---------|---------|---------|---------|----------|-------------|
| Performance | 1M | 6M | YTD | 1Y | 2Y | 3Y | 5Y | Since start |
| Performance | -1.04% | +14.86% | +14.69% | +23.92% | +32.56% | +40.01% | +102.79% | +5489.75% |
| Performance p.a. | - | - | - | +24.00% | +15.11% | +11.86% | +15.17% | +12.59% |
| Sharpe ratio | -0.73 | 2.28 | 1.65 | 1.65 | 0.83 | 0.53 | 0.62 | 0.51 |
| Volatility | 20.69% | 12.51% | 12.12% | 12.42% | 14.01% | 15.67% | 18.73% | 17.75% |
| Worst month | - | -2.65% | -2.65% | -2.65% | -10.51% | -10.51% | -21.66% | -21.66% |
| Best month | - | 6.45% | 6.45% | 6.45% | 10.81% | 10.81% | 17.47% | 20.99% |
| Maximum loss | -7.93% | -8.81% | -8.81% | -8.81% | -12.42% | -14.65% | -40.96% | - |

Distribution permission

Austria, Germany, Switzerland, United Kingdom, Luxembourg, Czech Republic

¹ Important note on update status: The displayed date refers exclusively to the calculation of the NAV.

² The Mountain-View Data Fund Rating calculates a comparative ranking for funds using yield, volatility and trend data. For more information visit [MVD Funds Rating](#)

³ Displays the Ethical-Dynamical Ratio calculated according to standard criteria. The maximum value is 100. For more information visit [EDA](#)

Fidelity Funds - Nordic Fund A-SEK / LU0048588080 / 973277 / FIL IM (LU)

Investment strategy

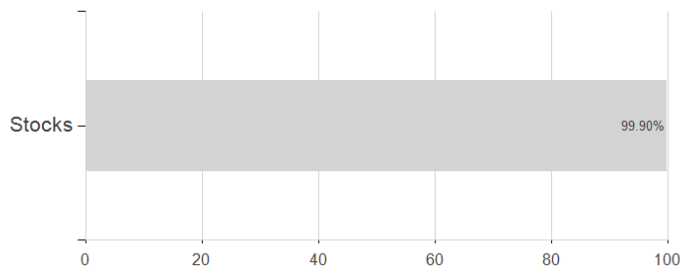
The fund invests at least 70% (and normally 75%) of its assets, in equities of companies of any capitalisation listed or traded on stock exchanges in Denmark, Finland, Norway and Sweden. The fund may also invest in money market instruments on an ancillary basis. The fund invests at least 50% of its assets in securities of companies with favourable environmental, social and governance (ESG) characteristics. In actively managing the fund, the Investment Manager considers growth and valuation metrics, company financials, return on capital, cash flows and other measures, as well as company management, industry, economic conditions, and other factors. The Investment Manager also considers ESG characteristics when assessing investment risks and opportunities.

Investment goal

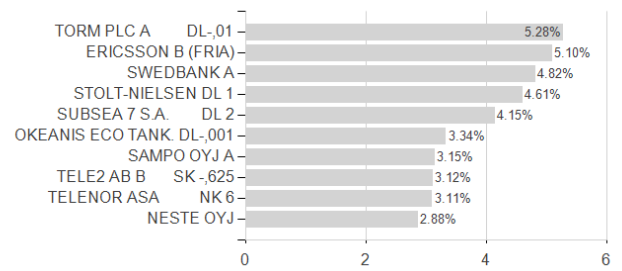
The fund aims to achieve capital growth over time.

Assessment Structure

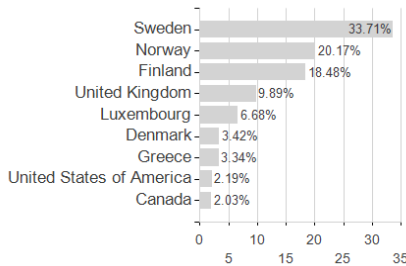
Assets



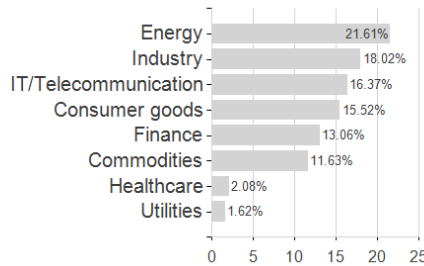
Largest positions



Countries



Branches



Currencies

