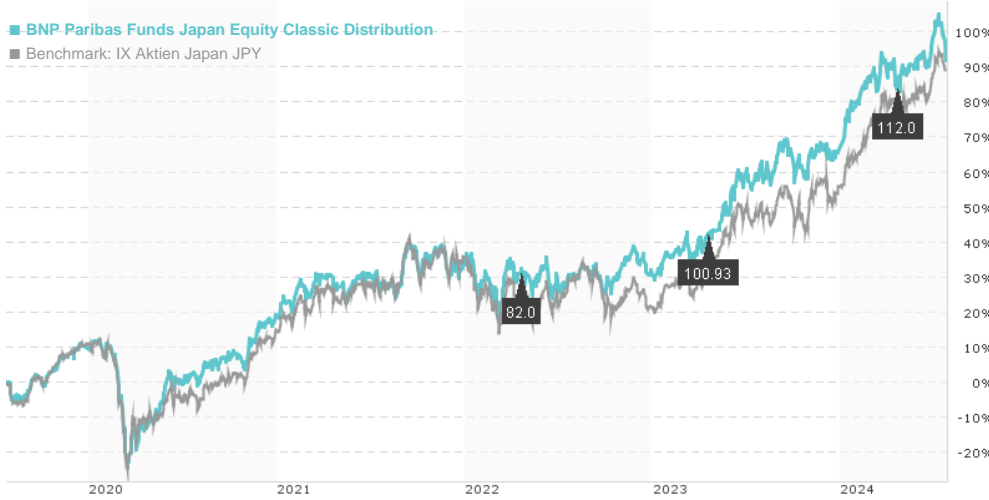


**BNP Paribas Funds Japan Equity Classic Distribution / LU0012181664 / 972546 / BNP PARIBAS AM (LU)**

Last 07/24/2024 <sup>1</sup>	Country	Branch	Type of yield	Type
5767.00 JPY	Japan	Mixed Sectors	paying dividend	Equity Fund



**Risk key figures**

SRI	1	2	3	4	5	6	7	
Mountain-View Funds Rating <sup>2</sup>							EDA <sup>3</sup>	74

**Yearly Performance**

2023	+27.72%
2022	-2.14%
2021	+12.15%
2020	+8.42%
2019	+17.61%

Master data		Conditions		Other figures	
-------------	--	------------	--	---------------	--

Fund type	Single fund	Issue surcharge	3.00%	Minimum investment	UNT 0
Category	Equity	Planned administr. fee	0.00%	Savings plan	-
Sub category	Mixed Sectors	Deposit fees	0.00%	UCITS / OGAW	Yes
Fund domicile	Luxembourg	Redemption charge	0.00%	Performance fee	0.00%
Tranch volume	(07/24/2024) JPY 630.97 mill.	Ongoing charges	-	Redeployment fee	0.00%
Total volume	(07/24/2024) JPY 38,086.78 mill.	<b>Dividends</b>		<b>Investment company</b>	
Launch date	3/27/1990	19.04.2024	112.00 JPY	BNP PARIBAS AM (LU)	
KEST report funds	Yes	19.04.2023	100.93 JPY	10, rue Edward Steichen, 2540, Luxembourg	
Business year start	01.01.	20.04.2022	82.00 JPY	Luxembourg	
Sustainability type	-	20.04.2021	83.00 JPY	https://www.bnpparibas-am.com	
Fund manager	External PM Mitsubishi UFJ Kokusai AM	20.04.2020	83.00 JPY		

Performance	1M	6M	YTD	1Y	2Y	3Y	5Y	Since start
Performance	-0.26%	+7.49%	+15.08%	+21.49%	+47.66%	+48.93%	+91.98%	+82.20%
Performance p.a.	-	-	-	+21.43%	+21.52%	+14.21%	+13.92%	+2.19%
Sharpe ratio	-0.46	0.84	1.77	1.23	1.30	0.69	0.62	-0.07
Volatility	14.67%	14.21%	14.24%	14.53%	13.72%	15.36%	16.53%	21.23%
Worst month	-	-3.21%	-3.21%	-3.21%	-4.77%	-4.77%	-11.67%	-25.13%
Best month	-	7.86%	7.86%	7.86%	7.86%	7.86%	11.88%	15.33%
Maximum loss	-6.33%	-6.33%	-6.33%	-7.16%	-7.16%	-15.51%	-32.80%	-

**Distribution permission**

Austria, Germany, Switzerland, United Kingdom

<sup>1</sup> Important note on update status: The displayed date refers exclusively to the calculation of the NAV.  
<sup>2</sup> The Mountain-View Data Fund Rating calculates a comparative ranking for funds using yield, volatility and trend data. For more information visit [MVD Funds Rating](#)  
<sup>3</sup> Displays the Ethical-Dynamical Ratio calculated according to standard criteria. The maximum value is 100. For more information visit [EDA](#)

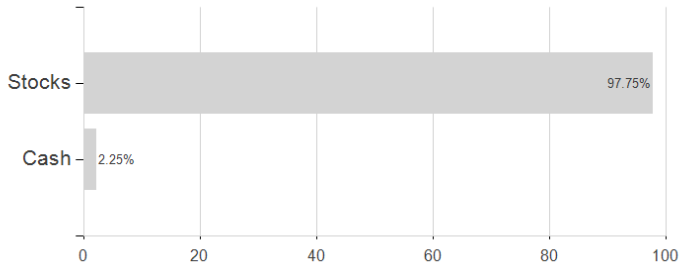
**BNP Paribas Funds Japan Equity Classic Distribution / LU0012181664 / 972546 / BNP PARIBAS AM (LU)**

**Investment goal**

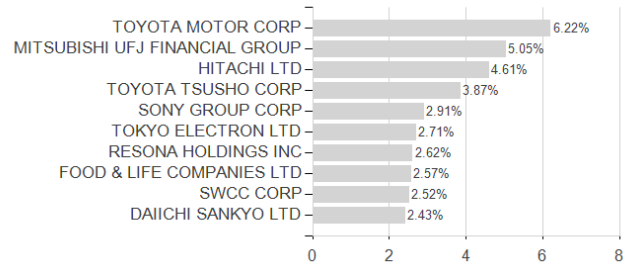
This Fund is actively managed. The benchmark Topix (RI) is used for performance comparison only. The Fund is not benchmark constrained and its performance may deviate significantly from that of the benchmark. The Fund seeks to increase the value of its assets over the medium term by investing in shares issued by Japanese companies, and/or companies operating in Japan.

**Assessment Structure**

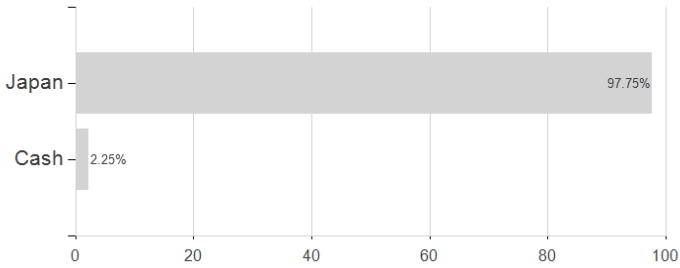
**Assets**



**Largest positions**



**Countries**



**Branches**

