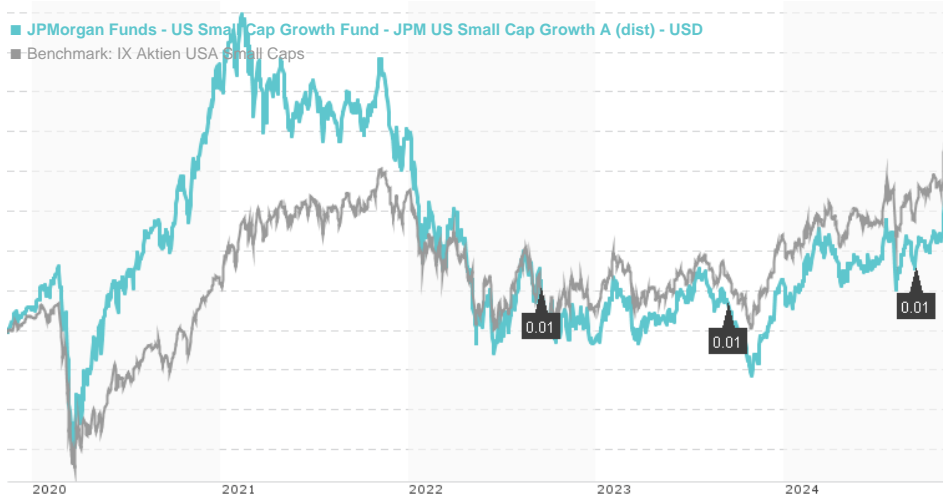


JPMorgan Funds - US Small Cap Growth Fund - JPM US Small Cap Growth A (dist) - USD / LU0053671581 / 971759 /

Last 11/12/2024 <sup>1</sup>	Country	Branch	Type of yield	Type
327.71 USD	United States of America	Mixed Sectors	paying dividend	Equity Fund



Risk key figures

SRI	1	2	3	4	5	6	7	
Mountain-View Funds Rating <sup>2</sup>							EDA <sup>3</sup>	72

Yearly Performance

2023	+14.66%
2022	-34.66%
2021	-6.61%
2020	+51.62%
2019	+36.10%

Master data		Conditions		Other figures	
Fund type	Single fund	Issue surcharge	5.00%	Minimum investment	USD 35,000.00
Category	Equity	Planned administr. fee	0.00%	Savings plan	-
Sub category	Mixed Sectors	Deposit fees	0.00%	UCITS / OGAW	Yes
Fund domicile	Luxembourg	Redemption charge	0.50%	Performance fee	0.00%
Tranch volume	(11/12/2024) USD 79.66 mill.	Ongoing charges	-	Redeployment fee	0.00%
Total volume	(11/12/2024) USD 358.88 mill.	Dividends		Investment company	
Launch date	9/11/1984	11.09.2024	0.01 USD	JPMorgan AM (EU)	
KESt report funds	Yes	13.09.2023	0.01 USD	PO Box 275, 2012, Luxembourg	
Business year start	01.07.	14.09.2022	0.01 USD	Luxembourg	
Sustainability type	-	09.09.2021	0.01 USD	https://www.jpmorganassetmanagement.de	
Fund manager	Eytan Shapiro, Matthew Cohen, Phillip Hart, Michael Stein	10.09.2020	0.01 USD		

Performance	1M	6M	YTD	1Y	2Y	3Y	5Y	Since start
Performance	+8.42%	+14.39%	+18.83%	+45.39%	+27.86%	-18.58%	+32.67%	+3180.45%
Performance p.a.	-	-	-	+45.39%	+13.09%	-6.62%	+5.81%	+9.08%
Sharpe ratio	8.81	1.32	0.88	1.92	0.46	-0.36	0.10	0.27
Volatility	19.70%	21.03%	21.67%	22.14%	21.75%	26.71%	28.06%	22.37%
Worst month	-	-0.23%	-7.60%	-7.60%	-11.46%	-17.30%	-17.30%	-32.92%
Best month	-	9.10%	12.37%	12.37%	12.37%	12.37%	17.34%	27.80%
Maximum loss	-2.34%	-13.75%	-13.75%	-13.75%	-23.32%	-46.12%	-50.56%	-

Distribution permission

Austria, Germany, Switzerland, United Kingdom, Czech Republic

<sup>1</sup> Important note on update status: The displayed date refers exclusively to the calculation of the NAV.

<sup>2</sup> The Mountain-View Data Fund Rating calculates a comparative ranking for funds using yield, volatility and trend data. For more information visit [MVD Funds Rating](#)

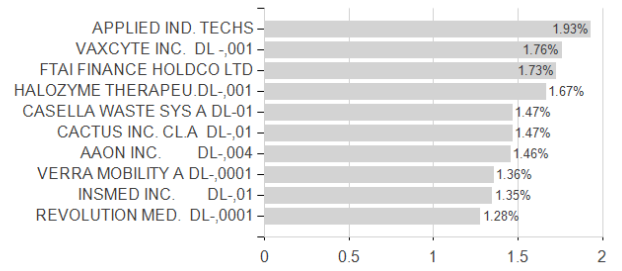
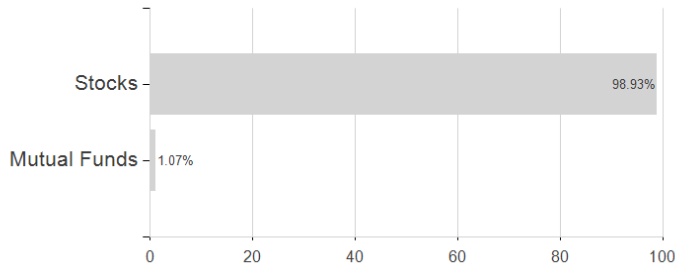
<sup>3</sup> Displays the Ethical-Dynamical Ratio calculated according to standard criteria. The maximum value is 100. For more information visit [EDA](#)

**JPMorgan Funds - US Small Cap Growth Fund - JPM US Small Cap Growth A (dist) - USD / LU0053671581 / 971759 /**

**Assessment Structure**

**Assets**

**Largest positions**



**Countries**

**Branches**

**Currencies**

