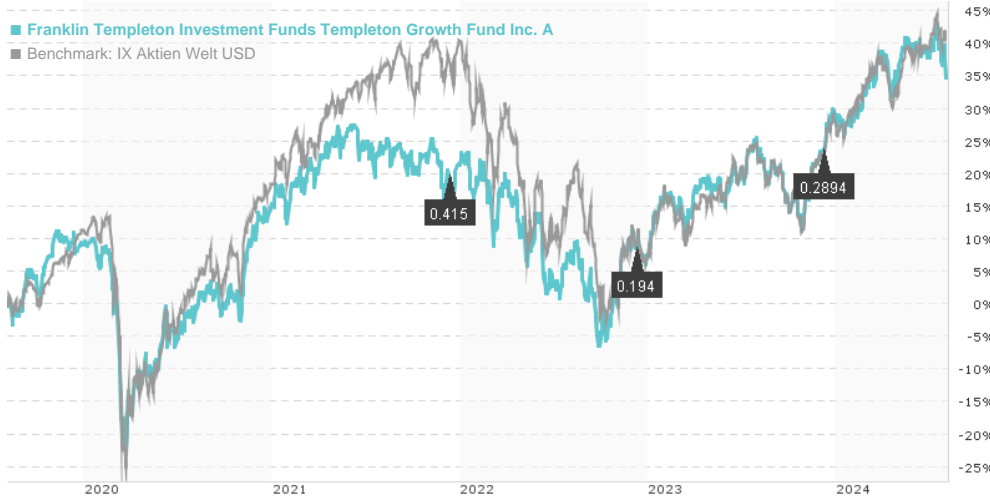


Franklin Templeton Investment Funds Templeton Growth Fund Inc. A / US8801991048 / 971025 / Franklin Templeton

Last 08/02/2024 ¹	Region	Branch	Type of yield	Type
26.56 USD	Worldwide	Mixed Sectors	paying dividend	Equity Fund



Risk key figures

SRI	1	2	3	4	5	6	7
Mountain-View Funds Rating ²	EDA ³						
	53						

Yearly Performance

2023	+20.98%
2022	-11.71%
2021	+5.12%
2020	+5.74%
2019	+11.15%

Master data		Conditions		Other figures	
Fund type	Single fund	Issue surcharge	5.75%	Minimum investment	USD 1,000.00
Category	Equity	Planned administr. fee	0.00%	Savings plan	Yes
Sub category	Mixed Sectors	Deposit fees	0.00%	UCITS / OGAW	-
Fund domicile	United States of America	Redemption charge	0.00%	Performance fee	0.00%
Tranch volume	(06/28/2024) USD 8,126.75 mill.	Ongoing charges	-	Redeployment fee	0.00%
Total volume	(06/28/2024) USD 8,688.32 mill.	Dividends		Investment company	
Launch date	11/29/1954	08.12.2023	0.29 USD	Franklin Templeton	
KESt report funds	Yes	09.12.2022	0.19 USD	Schottenring 16, 2.OG, 1010, Wien	
Business year start	01.09.	10.12.2021	0.42 USD	Austria	
Sustainability type	-	11.12.2020	0.23 USD	https://www.franklintempleton.at	
		13.12.2019	0.47 USD		

Fund manager	Peter Moeschter, Christopher Peel, Peter Sartori, Warren Pustam							
Performance	3M	6M	YTD	1Y	2Y	3Y	5Y	Since start
Performance	-2.50%	+4.61%	+3.95%	+9.52%	+26.18%	+8.89%	+32.04%	+13660.93%
Performance p.a.	-	-	-	+9.49%	+12.31%	+2.88%	+5.71%	+10.54%
Sharpe ratio	-1.88	0.51	0.29	0.52	0.62	-0.05	0.12	0.44
Volatility	15.64%	11.47%	11.32%	11.39%	14.01%	15.16%	16.78%	15.80%
Worst month	-	-3.63%	-3.63%	-4.22%	-8.01%	-9.58%	-13.56%	-26.14%
Best month	-	4.87%	5.96%	8.11%	9.49%	9.49%	12.70%	19.76%
Maximum loss	-5.72%	-5.72%	-5.72%	-10.17%	-14.60%	-25.38%	-30.72%	-

¹ Important note on update status: The displayed date refers exclusively to the calculation of the NAV.

² The Mountain-View Data Fund Rating calculates a comparative ranking for funds using yield, volatility and trend data. For more information visit [MVD Funds Rating](#)

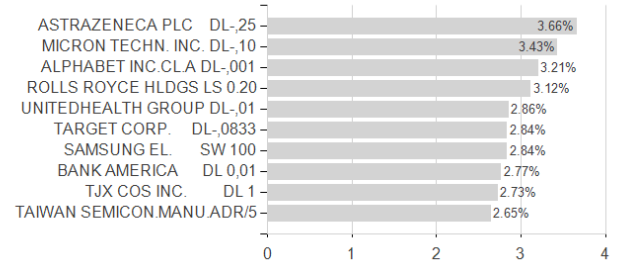
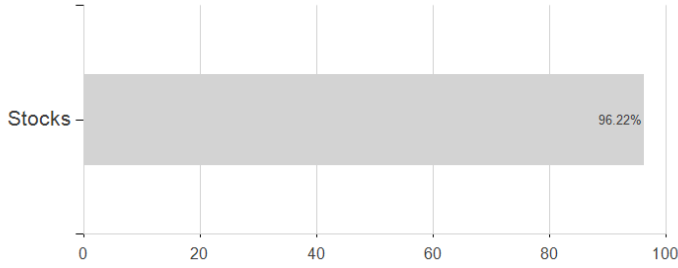
³ Displays the Ethical-Dynamical Ratio calculated according to standard criteria. The maximum value is 100. For more information visit [EDA](#)

Franklin Templeton Investment Funds Templeton Growth Fund Inc. A / US8801991048 / 971025 / Franklin Templeton

Assessment Structure

Assets

Largest positions



Countries

Branches

Currencies

