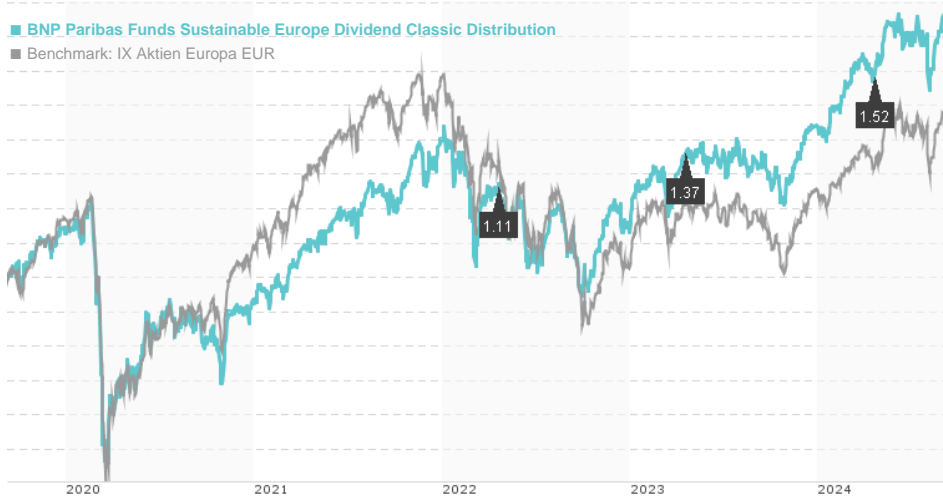


BNP Paribas Funds Sustainable Europe Dividend Classic Distribution / LU0111491626 / 937834 / BNP PARIBAS AM

Last 09/05/2024 ¹	Region	Branch	Type of yield	Type
49.79 EUR	Europe	Mixed Sectors	paying dividend	Equity Fund



Risk key figures

SRI	1	2	3	4	5	6	7
Mountain-View Funds Rating ²							
EDA ³	78						

Yearly Performance

2023	+14.65%
2022	-11.06%
2021	+24.61%
2020	-9.56%
2019	+20.60%

Master data		Conditions		Other figures	
Fund type	Single fund	Issue surcharge	3.00%	Minimum investment	UNT 0
Category	Equity	Planned administr. fee	0.00%	Savings plan	-
Sub category	Mixed Sectors	Deposit fees	0.00%	UCITS / OGAW	Yes
Fund domicile	Luxembourg	Redemption charge	0.00%	Performance fee	0.00%
Tranch volume	(09/05/2024) EUR 4.53 mill.	Ongoing charges	-	Redeployment fee	0.00%
Total volume	(09/05/2024) EUR 132.86 mill.	Dividends		Investment company	
Launch date	10/17/2000	19.04.2024	1.52 EUR	BNP PARIBAS AM (LU)	
KESt report funds	Yes	19.04.2023	1.37 EUR	10, rue Edward Steichen, 2540, Luxembourg	
Business year start	01.01.	20.04.2022	1.11 EUR	Luxembourg	
Sustainability type	Ethics/ecology	20.04.2021	1.04 EUR	https://www.bnpparibas-am.com	
Fund manager	Sabine JORROT	20.04.2020	1.57 EUR		

Performance	1M	6M	YTD	1Y	2Y	3Y	5Y	Since start
Performance	+5.96%	+5.24%	+10.37%	+15.59%	+29.54%	+18.82%	+35.02%	+19.47%
Performance p.a.	-	-	-	+15.54%	+13.80%	+5.92%	+6.18%	+0.75%
Sharpe ratio	7.95	0.64	1.16	1.16	0.89	0.18	0.16	-0.15
Volatility	11.86%	11.24%	10.55%	10.47%	11.70%	13.98%	16.63%	18.22%
Worst month	-	-2.12%	-2.12%	-3.10%	-5.75%	-7.86%	-14.05%	-14.05%
Best month	-	3.87%	3.87%	6.14%	6.14%	6.89%	12.40%	12.40%
Maximum loss	-2.30%	-7.90%	-7.90%	-7.90%	-9.19%	-20.12%	-34.69%	-

Distribution permission

Austria, Germany, Switzerland, United Kingdom, Luxembourg, Czech Republic

¹ Important note on update status: The displayed date refers exclusively to the calculation of the NAV.

² The Mountain-View Data Fund Rating calculates a comparative ranking for funds using yield, volatility and trend data. For more information visit [MVD Funds Rating](#)

³ Displays the Ethical-Dynamical Ratio calculated according to standard criteria. The maximum value is 100. For more information visit [EDA](#)

BNP Paribas Funds Sustainable Europe Dividend Classic Distribution / LU0111491626 / 937834 / BNP PARIBAS AM

Investment strategy

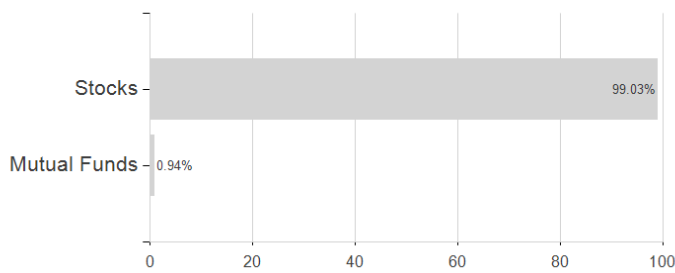
The investment team applies also BNP PARIBAS ASSET MANAGEMENT's sustainable Investment Policy, which takes into account Environmental, Social and Governance (ESG) criteria such as but not limited to reduction of emissions of greenhouse gas, respect of human rights, respect of minority shareholders rights, at each step of the investment process of the Product. The average portfolio ESG score of the Product is higher than the one of its investment universe, being the large and mid-cap European companies across the main European markets, after eliminating at least 20% of the securities with the lowest ESG Score. An extra-financial strategy may comprise methodological limitations such as the ESG Investment Risk as defined by the asset manager.

Investment goal

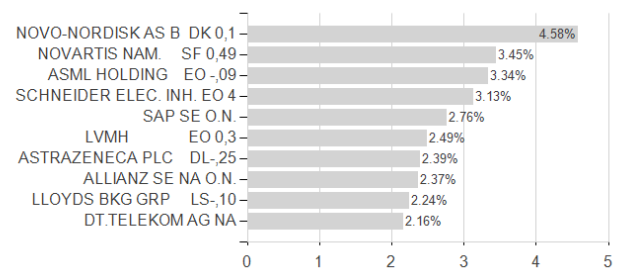
The Product is actively managed. The benchmark MSCI EUROPE (NR) is used for performance comparison only. The Product is not benchmark constrained and its performance may deviate significantly from that of the benchmark. The Product seeks to increase the value of its assets over the medium term by investing in shares issued by European companies that respect sustainable development criteria (social responsibility and/or environmental responsibility and/or corporate governance) and which distribute dividends that are higher than the average on the European markets and that are sustainable over the medium term.

Assessment Structure

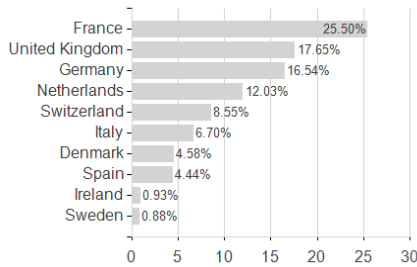
Assets



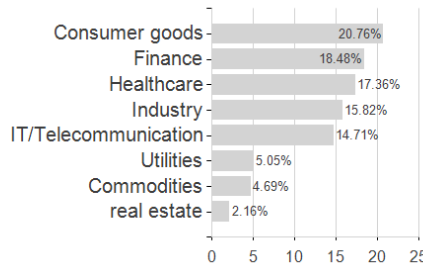
Largest positions



Countries



Branches



Currencies

