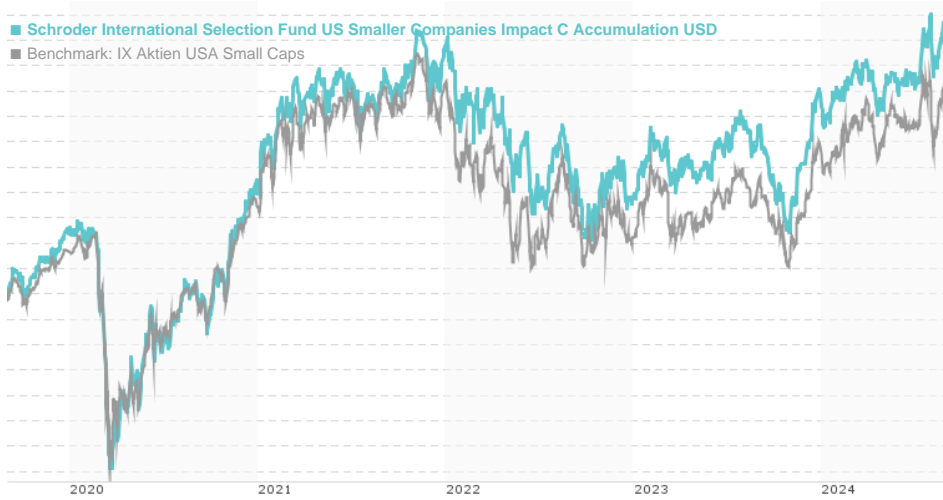


Schroder International Selection Fund US Smaller Companies Impact C Accumulation USD / LU0106262180 / 933428 /

Last 08/30/2024 ¹	Country	Branch	Type of yield	Type
280.32 USD	United States of America	Mixed Sectors	reinvestment	Equity Fund



Risk key figures

SRI 1 2 3 4 5 6 7

Mountain-View Funds Rating² EDA³

▲▲▲▲▲▲ 83

Yearly Performance

2023	+17.57%
2022	-19.82%
2021	+22.37%
2020	+7.96%
2019	+31.38%

Master data		Conditions		Other figures	
-------------	--	------------	--	---------------	--

Fund type	Single fund	Issue surcharge	1.00%	Minimum investment	USD 1,000.00
Category	Equity	Planned administr. fee	0.00%	Savings plan	-
Sub category	Mixed Sectors	Deposit fees	0.30%	UCITS / OGAW	Yes
Fund domicile	Luxembourg	Redemption charge	0.00%	Performance fee	0.00%
Tranch volume	(08/30/2024) USD 18.83 mill.	Ongoing charges	-	Redeployment fee	0.00%
Total volume	(08/30/2024) USD 334.36 mill.	Dividends		Investment company	
Launch date	1/17/2000	Schroder IM (EU)			
KESt report funds	Yes	5, rue Höhenhof, 1736, Senningerberg			
Business year start	01.01.	Luxembourg			
Sustainability type	Ethics/ecology	https://www.schroders.com			
Fund manager	Joanna Wald, Rob Kaynor				

Performance	1M	6M	YTD	1Y	2Y	3Y	5Y	Since start
Performance	+1.20%	+7.70%	+9.68%	+16.22%	+22.89%	+8.03%	+51.69%	+890.19%
Performance p.a.	-	-	-	+16.17%	+10.84%	+2.61%	+8.68%	+9.75%
Sharpe ratio	0.46	0.74	0.72	0.77	0.40	-0.05	0.23	0.32
Volatility	25.28%	16.79%	16.10%	16.62%	18.37%	19.82%	22.63%	19.26%
Worst month	-	-5.47%	-5.47%	-8.82%	-9.00%	-9.24%	-22.14%	-22.14%
Best month	-	8.39%	10.76%	11.99%	11.99%	11.99%	16.26%	16.26%
Maximum loss	-7.92%	-7.92%	-7.92%	-15.99%	-17.58%	-27.14%	-42.62%	-

Distribution permission

Austria, Germany, Switzerland, United Kingdom

1 Important note on update status: The displayed date refers exclusively to the calculation of the NAV.

2 The Mountain-View Data Fund Rating calculates a comparative ranking for funds using yield, volatility and trend data. For more information visit [MVD Funds Rating](#)

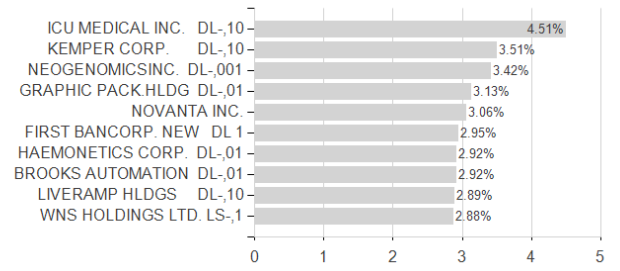
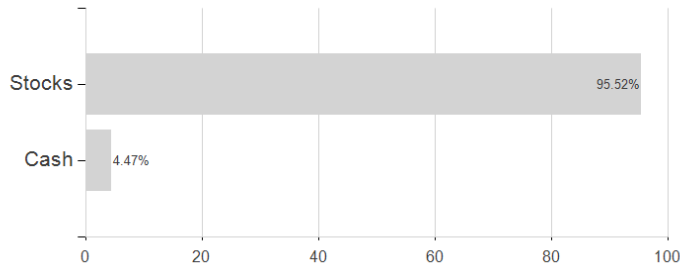
3 Displays the Ethical-Dynamical Ratio calculated according to standard criteria. The maximum value is 100. For more information visit [EDA](#)

Schroder International Selection Fund US Smaller Companies Impact C Accumulation USD / LU0106262180 / 933428 /

Assessment Structure

Assets

Largest positions



Countries

Branches

Currencies

