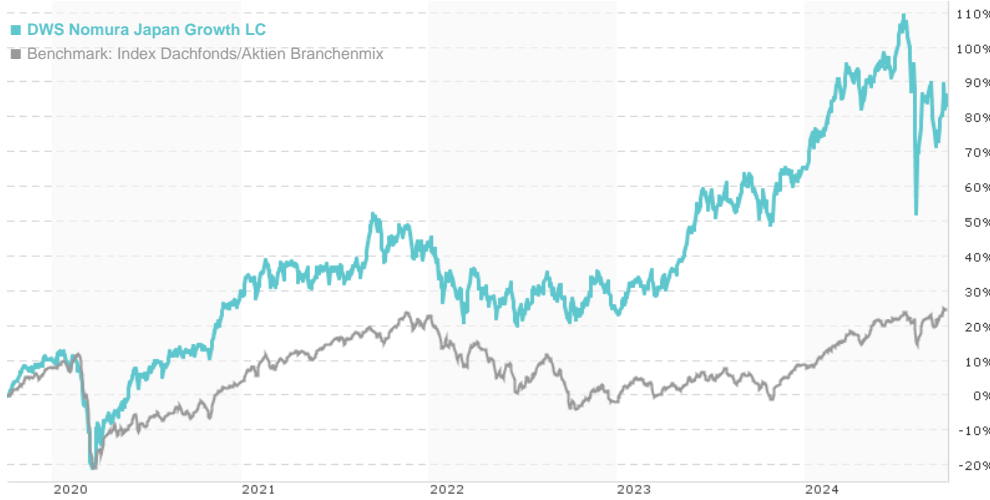


DWS Nomura Japan Growth LC / DE0008490954 / 849095 / DWS Investment GmbH

Last 10/02/2024 <sup>1</sup>	Country	Branch	Type of yield	Type
102.25 EUR	Japan	Mixed Sectors	reinvestment	Equity Fund

■ DWS Nomura Japan Growth LC  
■ Benchmark: Index Dachfonds/Aktien Branchenmix



Risk key figures

SRI 1 2 3 4 5 6 7

Mountain-View Funds Rating<sup>2</sup> EDA<sup>3</sup>

▲▲▲▲▲▲

Yearly Performance

2023	+32.97%
2022	-12.83%
2021	+10.61%
2020	+17.32%
2019	+21.11%

Master data		Conditions		Other figures	
Fund type	Fund of funds	Issue surcharge	4.00%	Minimum investment	UNT 0
Category	Equity	Planned administr. fee	0.00%	Savings plan	Yes
Sub category	Mixed Sectors	Deposit fees	0.00%	UCITS / OGAW	Yes
Fund domicile	Germany	Redemption charge	0.00%	Performance fee	0.00%
Tranch volume	(10/02/2024) EUR 99.59 mill.	Ongoing charges	-	Redeployment fee	0.00%
Total volume	(07/31/2024) EUR 110.05 mill.	Dividends		Investment company	
Launch date	7/12/1999	04.01.2018	0.11 EUR	DWS Investment GmbH	
KESt report funds	Yes	04.01.2017	0.09 EUR	Mainzer Landstraße 11-17, 60329, Frankfurt am Main	
Business year start	01.01.	04.01.2016	0.02 EUR	Germany	
Sustainability type	-	20.05.2015	0.06 EUR	https://www.dws.de	
Fund manager	Mario Giesler	01.10.2010	0.02 EUR		

Performance	1M	6M	YTD	1Y	2Y	3Y	5Y	Since start
Performance	-2.97%	-4.07%	+10.76%	+17.30%	+45.01%	+30.01%	+81.46%	+114.17%
Performance p.a.	-	-	-	+17.25%	+20.45%	+9.15%	+12.64%	+3.06%
Sharpe ratio	-1.15	-0.35	0.41	0.54	0.81	0.29	0.48	-0.01
Volatility	29.54%	32.33%	27.70%	25.81%	21.20%	20.56%	19.71%	21.96%
Worst month	-	-3.39%	-3.39%	-3.65%	-5.95%	-7.88%	-10.10%	-22.35%
Best month	-	2.92%	6.10%	9.02%	9.02%	9.02%	13.31%	24.77%
Maximum loss	-9.59%	-27.36%	-27.36%	-27.36%	-27.36%	-27.36%	-29.80%	-

Distribution permission

Austria, Germany, Czech Republic

<sup>1</sup> Important note on update status: The displayed date refers exclusively to the calculation of the NAV.

<sup>2</sup> The Mountain-View Data Fund Rating calculates a comparative ranking for funds using yield, volatility and trend data. For more information visit [MVD Funds Rating](#)

<sup>3</sup> Displays the Ethical-Dynamical Ratio calculated according to standard criteria. The maximum value is 100. For more information visit [EDA](#)

**DWS Nomura Japan Growth LC / DE0008490954 / 849095 / DWS Investment GmbH**

**Investment strategy**

The objective of the investment policy of DWS Invest Nomura Japan Growth ("master fund") is to achieve the highest possible appreciation. To achieve this, the fund invests mainly in equities of large-cap and mid-cap companies that have their registered office in Japan and that profit from structural change in Japan. In this context, the fund management is responsible for selecting the individual investments. The return of the product is reflected by the daily calculated net asset value per unit and the distribution amount if applicable.

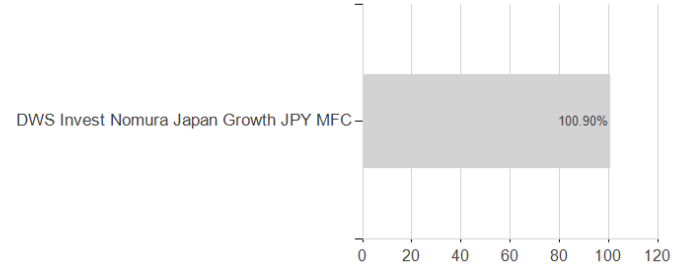
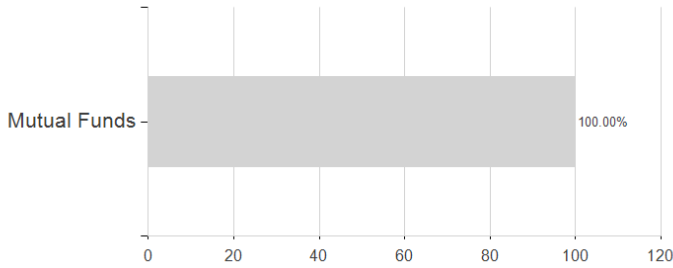
**Investment goal**

The objective of the investment policy is to generate a return in euro. To achieve this, the fund invests at least 85% of its assets in shares of the JPY MFC share class of the DWS Invest Nomura Japan Growth (master fund). In addition, derivatives are used for currency hedging purposes.

**Assessment Structure**

**Assets**

**Largest positions**



**Countries**

**Branches**

**Currencies**

