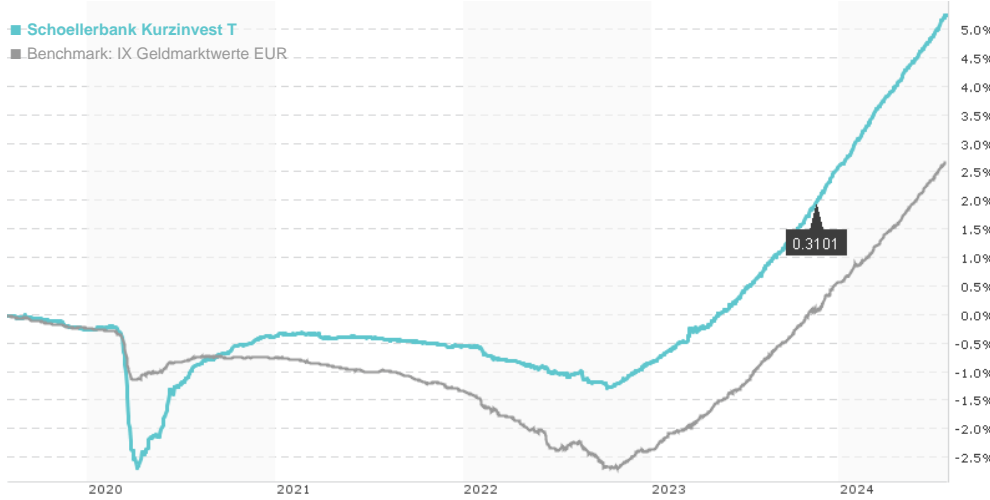


Schoellerbank Kurzinvest T / AT0000820469 / 082046 / Schoellerbank Invest

Last 07/26/2024 ¹	Region	Branch	Type of yield	Type
93.67 EUR	Europe	Money Market Securities	reinvestment	Money Market Fund



Risk key figures

SRI: 1 2 3 4 5 6 7

Mountain-View Funds Rating² EDA³

▲ ▲ ▲ ▲ ▲ ▲

Yearly Performance

2023	+3.46%
2022	-0.29%
2021	-0.18%
2020	-0.11%
2019	-0.29%

Master data		Conditions		Other figures	
Fund type	Single fund	Issue surcharge	0.50%	Minimum investment	UNT 0
Category	Money Market	Planned administr. fee	0.00%	Savings plan	-
Sub category	Money Market Securities	Deposit fees	0.00%	UCITS / OGAW	Yes
Fund domicile	Austria	Redemption charge	0.00%	Performance fee	0.00%
Tranch volume	(07/26/2024) EUR 237.10 mill.	Ongoing charges	-	Redeployment fee	0.00%
Total volume	(07/26/2024) EUR 256.76 mill.	Dividends		Investment company	
Launch date	3/22/1999	15.11.2023	0.31 EUR	Schoellerbank Invest	
KESt report funds	Yes	15.11.2013	0.20 EUR	Renngasse 3, 1010, Wien	
Business year start	01.09.	15.11.2012	0.31 EUR	Austria	
Sustainability type	-	15.11.2011	0.27 EUR	https://www.schoellerbank.at	
Fund manager	Schoellerbank Invest AG	15.11.2010	0.19 EUR		

Performance	1M	6M	YTD	1Y	2Y	3Y	5Y	Since start
Performance	+0.40%	+2.30%	+2.60%	+4.56%	+6.38%	+5.68%	+5.26%	+41.73%
Performance p.a.	-	-	-	+4.55%	+3.14%	+1.86%	+1.03%	+1.38%
Sharpe ratio	5.01	4.31	4.22	3.20	-1.78	-6.18	-6.16	-6.76
Volatility	0.25%	0.23%	0.22%	0.27%	0.31%	0.30%	0.43%	0.34%
Worst month	-	0.33%	0.33%	0.29%	-0.09%	-0.18%	-2.28%	-2.28%
Best month	-	0.39%	0.42%	0.42%	0.42%	0.42%	0.57%	1.07%
Maximum loss	-0.01%	-0.02%	-0.02%	-0.06%	-0.29%	-0.88%	-2.68%	-

Distribution permission

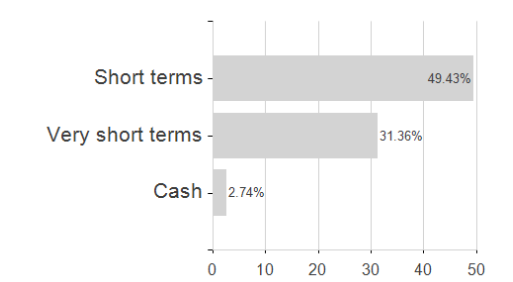
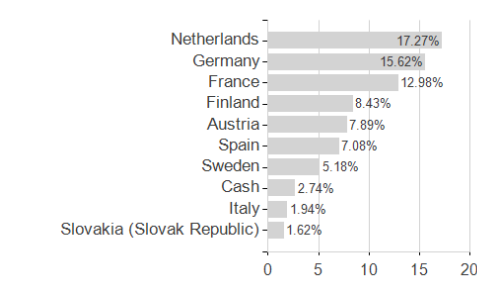
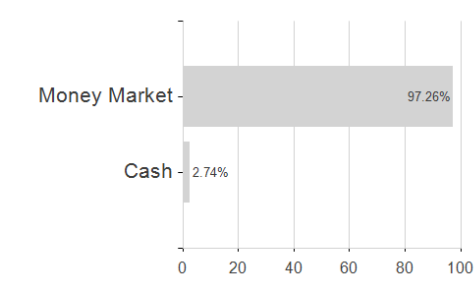
Austria, Germany

1 Important note on update status: The displayed date refers exclusively to the calculation of the NAV.
 2 The Mountain-View Data Fund Rating calculates a comparative ranking for funds using yield, volatility and trend data. For more information visit [MVD Funds Rating](#)
 3 Displays the Ethical-Dynamical Ratio calculated according to standard criteria. The maximum value is 100. For more information visit [EDA](#)

Schoellerbank Kurzinvest T / AT0000820469 / 082046 / Schoellerbank Invest

Assessment Structure

Assets Countries Duration



Largest positions

Issuer

Currencies

