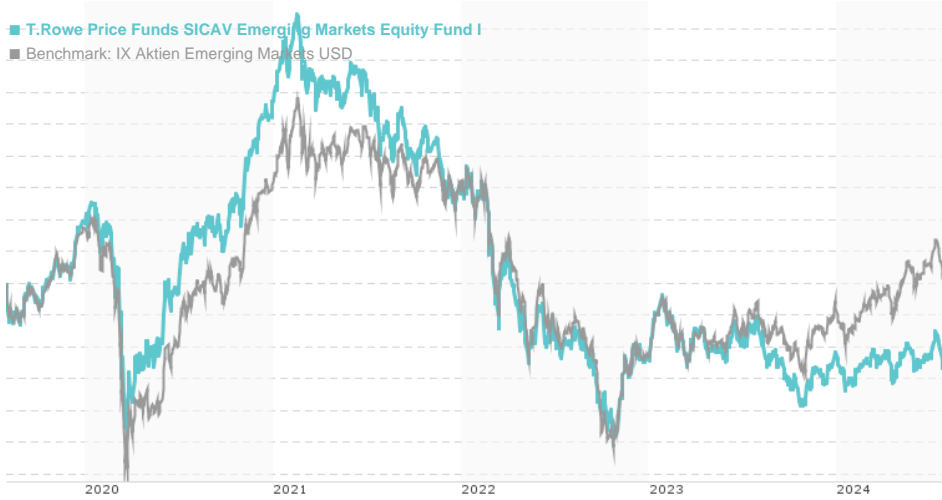


T.Rowe Price Funds SICAV Emerging Markets Equity Fund I / LU0133084979 / 767356 / T.Rowe Price M. (LU)

Last 07/31/2024 <sup>1</sup>	Region	Branch	Type of yield	Type
35.11 USD	Emerging Markets	Mixed Sectors	reinvestment	Equity Fund



Risk key figures

SRI	1	2	3	4	5	6	7	
Mountain-View Funds Rating <sup>2</sup>							EDA <sup>3</sup>	77

Yearly Performance

2023	+1.23%
2022	-23.56%
2021	-10.27%
2020	+17.49%
2019	+26.22%

Master data		Conditions		Other figures	
Fund type	Single fund	Issue surcharge	0.00%	Minimum investment	USD 2,500,000.00
Category	Equity	Planned administr. fee	0.00%	Savings plan	-
Sub category	Mixed Sectors	Deposit fees	0.02%	UCITS / OGAW	Yes
Fund domicile	Luxembourg	Redemption charge	0.00%	Performance fee	0.00%
Tranch volume	(07/31/2024) USD 123.80 mill.	Ongoing charges	-	Redeployment fee	0.00%
Total volume	(07/31/2024) USD 261.49 mill.	<b>Dividends</b>		<b>Investment company</b>	
Launch date	12/2/2003	T.Rowe Price M. (LU)			
KESt report funds	Yes	100 East Pratt Street, MD 21202, Baltimore			
Business year start	01.01.	United States of America			
Sustainability type	-	https://www.troweprice.com			
Fund manager	Eric Moffett				

Performance	1M	6M	YTD	1Y	2Y	3Y	5Y	Since start
Performance	+0.03%	+5.59%	-0.57%	-6.57%	-2.15%	-28.01%	-11.76%	+175.37%
Performance p.a.	-	-	-	-6.56%	-1.08%	-10.38%	-2.47%	+5.28%
Sharpe ratio	-0.24	0.62	-0.36	-0.75	-0.30	-0.78	-0.31	0.08
Volatility	13.56%	12.77%	12.78%	13.63%	15.83%	17.98%	19.94%	20.96%
Worst month	-	-5.83%	-5.83%	-6.44%	-11.81%	-11.81%	-14.64%	-29.40%
Best month	-	4.60%	4.60%	6.18%	16.08%	16.08%	16.08%	19.63%
Maximum loss	-6.33%	-6.33%	-6.33%	-14.90%	-18.83%	-40.80%	-46.84%	-

Distribution permission

Austria, Germany, Switzerland, United Kingdom

<sup>1</sup> Important note on update status: The displayed date refers exclusively to the calculation of the NAV.

<sup>2</sup> The Mountain-View Data Fund Rating calculates a comparative ranking for funds using yield, volatility and trend data. For more information visit [MVD Funds Rating](#)

<sup>3</sup> Displays the Ethical-Dynamical Ratio calculated according to standard criteria. The maximum value is 100. For more information visit [EDA](#)

**T.Rowe Price Funds SICAV Emerging Markets Equity Fund I / LU0133084979 / 767356 / T.Rowe Price M. (LU)**

**Investment strategy**

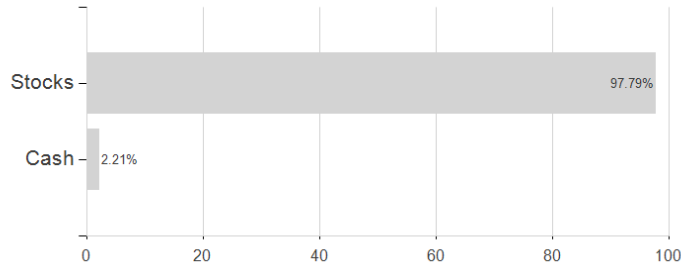
The fund is actively managed and invests mainly in a diversified portfolio of shares of emerging market companies.

**Investment goal**

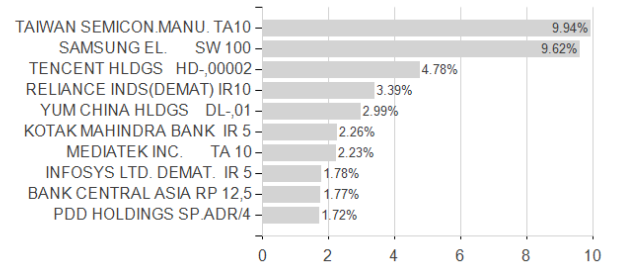
To increase the value of its shares, over the long term, through growth in the value of its investments.

**Assessment Structure**

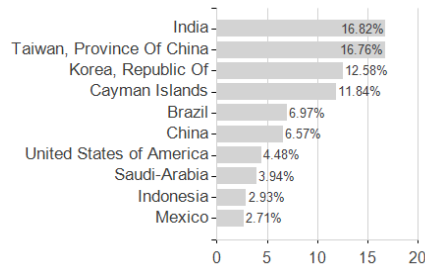
**Assets**



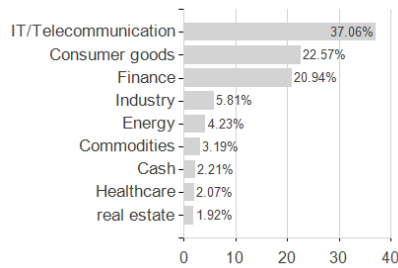
**Largest positions**



**Countries**



**Branches**



**Currencies**

