

Barings Asia Growth Fund - Class A GBP Inc / IE0031029477 / 766427 / Baring Int.Fd.M.(IE)

Last 08/23/2024 ¹	Region	Branch	Type of yield	Type
84.42 GBP	Asia/Pacific ex Japan	Mixed Sectors	paying dividend	Equity Fund



Risk key figures

SRI	1	2	3	4	5	6	7
Mountain-View Funds Rating ²	EDA ³						
	74						

Yearly Performance

2023	-8.91%
2022	-20.63%
2021	-0.38%
2020	+45.39%
2019	+17.83%

Master data		Conditions		Other figures	
Fund type	Single fund	Issue surcharge	5.00%	Minimum investment	GBP 2,500.00
Category	Equity	Planned administr. fee	0.00%	Savings plan	-
Sub category	Mixed Sectors	Deposit fees	0.00%	UCITS / OGAW	Yes
Fund domicile	Ireland	Redemption charge	0.00%	Performance fee	0.00%
Tranch volume	(08/23/2024) USD 1.60 mill.	Ongoing charges	-	Redeployment fee	0.00%
Total volume	(12/12/2022) USD 141.51 mill.	Dividends		Investment company	
Launch date	11/1/2001	01.05.2024	0.09 GBP	Baring Int.Fd.M.(IE)	
KESt report funds	Yes	01.05.2020	0.21 GBP	Ballsbridge 1 3rd Floor Building 3, D04 EP27, Dublin	
Business year start	01.05.	01.05.2019	0.16 GBP	Ireland	
Sustainability type	-	04.05.2010	0.00 GBP	www.barings.com	
Fund manager	SooHai Lim, Eunice Hong, Kuldeep Khanapurkar	01.05.2009	0.31 GBP		

Performance	1M	6M	YTD	1Y	2Y	3Y	5Y	Since start
Performance	-1.77%	+4.38%	+6.28%	+5.44%	-8.41%	-24.55%	+15.75%	+400.36%
Performance p.a.	-	-	-	+5.42%	-4.29%	-8.95%	+2.96%	+7.37%
Sharpe ratio	-1.34	0.41	0.47	0.14	-0.50	-0.75	-0.03	0.20
Volatility	16.79%	13.23%	13.63%	13.80%	15.62%	16.73%	18.66%	19.35%
Worst month	-	-4.11%	-4.52%	-4.52%	-10.82%	-10.82%	-10.82%	-15.85%
Best month	-	6.19%	6.19%	6.19%	14.27%	14.27%	14.27%	14.27%
Maximum loss	-3.85%	-8.11%	-8.11%	-11.06%	-22.40%	-37.97%	-42.96%	-

Distribution permission

Austria, Germany, Switzerland, United Kingdom

¹ Important note on update status: The displayed date refers exclusively to the calculation of the NAV.
² The Mountain-View Data Fund Rating calculates a comparative ranking for funds using yield, volatility and trend data. For more information visit [MVD Funds Rating](#)
³ Displays the Ethical-Dynamical Ratio calculated according to standard criteria. The maximum value is 100. For more information visit [EDA](#)

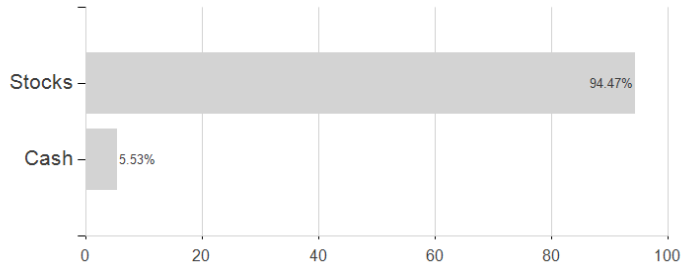
Barings Asia Growth Fund - Class A GBP Inc / IE0031029477 / 766427 / Baring Int.Fd.M.(IE)

Investment goal

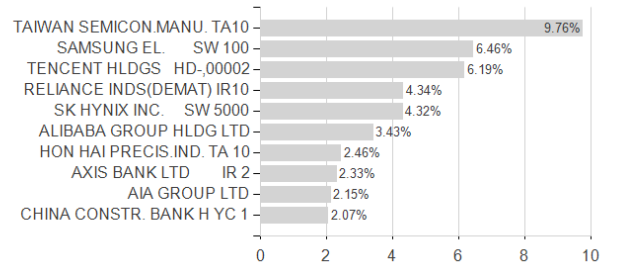
Identify investment opportunities through a differentiated and innovative investment process using fundamental, bottom-up analysis. - Sustainable Growth - the region is fundamentally attractive underpinned by secular growth in consumption and technological innovation. - Rising competitiveness of Asian brands and companies gives potential investment advantages of Asia to be exploited. - Dedicated investment team with long term track record and proven ability to add value through stock selection.

Assessment Structure

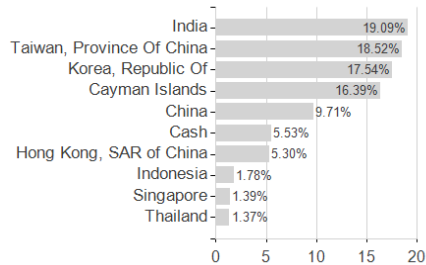
Assets



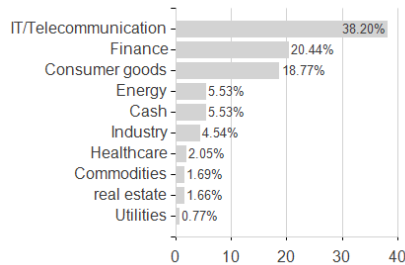
Largest positions



Countries



Branches



Currencies

