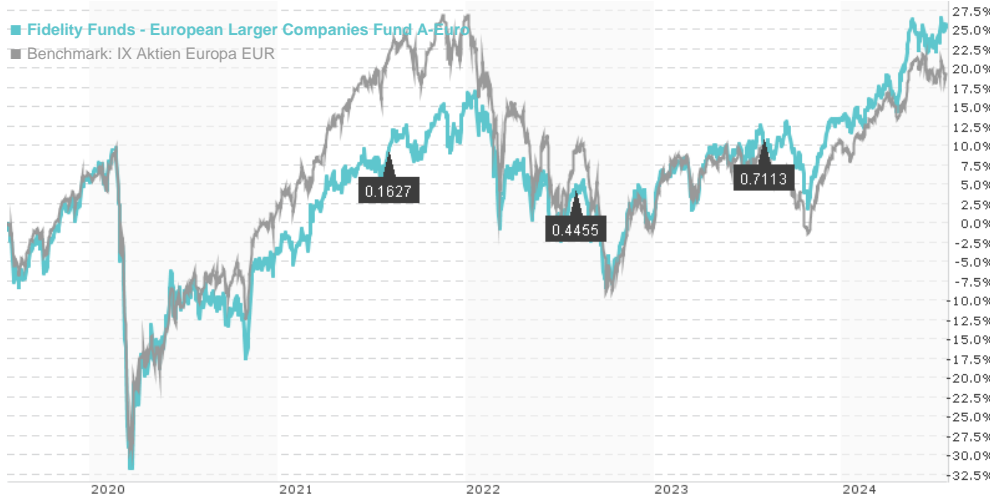


Fidelity Funds - European Larger Companies Fund A-Euro / LU0119124278 / 722635 / FIL IM (LU)

| | | | | |
|------------------------------|--------|---------------|-----------------|-------------|
| Last 07/23/2024 ¹ | Region | Branch | Type of yield | Type |
| 60.67 EUR | Europe | Mixed Sectors | paying dividend | Equity Fund |



Risk key figures

| | | | | | | | |
|---|------------------|---|---|---|---|---|---|
| SRI | 1 | 2 | 3 | 4 | 5 | 6 | 7 |
| Mountain-View Funds Rating ² | EDA ³ | | | | | | |
| | 71 | | | | | | |

Yearly Performance

| | |
|------|---------|
| 2023 | +13.43% |
| 2022 | -13.06% |
| 2021 | +19.76% |
| 2020 | -8.83% |
| 2019 | +23.82% |

| Master data | | Conditions | | Other figures | |
|---------------------|-------------------------------|------------------------|----------|--------------------------------------|--------------|
| Fund type | Single fund | Issue surcharge | 5.25% | Minimum investment | USD 2,500.00 |
| Category | Equity | Planned administr. fee | 0.00% | Savings plan | - |
| Sub category | Mixed Sectors | Deposit fees | 0.35% | UCITS / OGAW | Yes |
| Fund domicile | Luxembourg | Redemption charge | 0.00% | Performance fee | 0.00% |
| Tranch volume | (07/23/2024) EUR 19.85 mill. | Ongoing charges | - | Redeployment fee | 0.00% |
| Total volume | (06/28/2024) EUR 191.56 mill. | Dividends | | Investment company | |
| Launch date | 9/16/2002 | 01.08.2023 | 0.71 EUR | FIL IM (LU) | |
| KESt report funds | Yes | 01.08.2022 | 0.45 EUR | Kärntner Straße 9, Top 8, 1010, Wien | |
| Business year start | 01.05. | 02.08.2021 | 0.16 EUR | Austria | |
| Sustainability type | - | 03.08.2020 | 0.60 EUR | https://www.fidelity.at | |
| Fund manager | Matthew Siddle, Helen Powell | 01.08.2019 | 0.54 EUR | | |

| Performance | 1M | 6M | YTD | 1Y | 2Y | 3Y | 5Y | Since start |
|------------------|--------|---------|---------|---------|---------|---------|---------|-------------|
| Performance | +0.97% | +11.38% | +10.67% | +12.47% | +20.93% | +16.85% | +25.75% | +277.75% |
| Performance p.a. | - | - | - | +12.47% | +9.98% | +5.32% | +4.68% | +6.27% |
| Sharpe ratio | 0.94 | 2.18 | 1.75 | 0.92 | 0.55 | 0.12 | 0.06 | 0.15 |
| Volatility | 9.70% | 9.38% | 9.31% | 9.52% | 11.34% | 13.11% | 17.29% | 17.23% |
| Worst month | - | -0.75% | -0.75% | -5.85% | -6.58% | -6.73% | -16.82% | -16.82% |
| Best month | - | 3.58% | 3.58% | 6.91% | 6.91% | 6.91% | 13.61% | 14.34% |
| Maximum loss | -1.68% | -3.98% | -3.98% | -9.90% | -13.15% | -21.69% | -37.82% | - |

Distribution permission

Austria, Germany, Switzerland, United Kingdom

¹ Important note on update status: The displayed date refers exclusively to the calculation of the NAV.
² The Mountain-View Data Fund Rating calculates a comparative ranking for funds using yield, volatility and trend data. For more information visit [MVD Funds Rating](#)
³ Displays the Ethical-Dynamical Ratio calculated according to standard criteria. The maximum value is 100. For more information visit [EDA](#)

Fidelity Funds - European Larger Companies Fund A-Euro / LU0119124278 / 722635 / FIL IM (LU)

Investment strategy

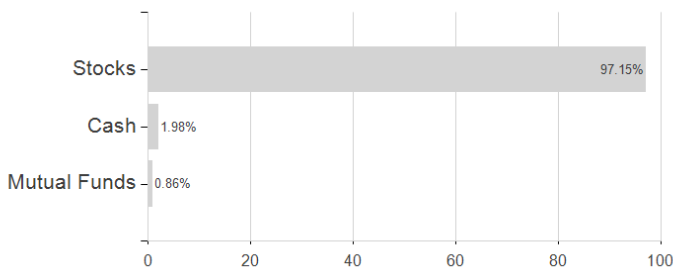
The fund invests at least 70% of its assets, in equities of larger companies that are listed, headquartered, or do most of their business in Europe. The fund may also invest in money market instruments. The fund invests at least 50% of its assets in securities of companies with favourable environmental, social and governance (ESG) characteristics. In actively managing the fund, the Investment Manager considers growth and valuation metrics, company financials, return on capital, cash flows and other measures, as well as company management, industry, economic conditions, and other factors. The Investment Manager also considers ESG characteristics when assessing investment risks and opportunities. In determining favourable ESG characteristics, the Investment Manager takes into account ESG ratings provided by Fidelity or external agencies. Through the investment management process, the Investment Manager aims to ensure that investee companies follow good governance practices. The fund adheres to the Fidelity Sustainable Investing Framework standards. For more information, see "Sustainable Investing and ESG Integration".

Investment goal

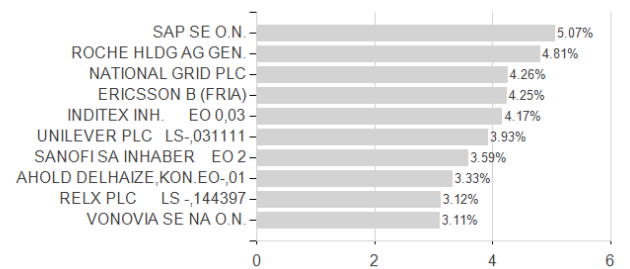
The fund aims to achieve capital growth over the long term.

Assessment Structure

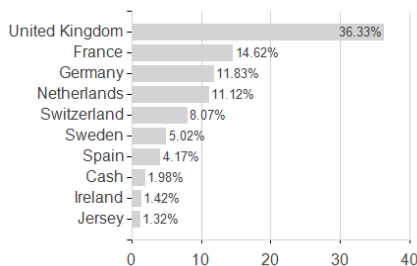
Assets



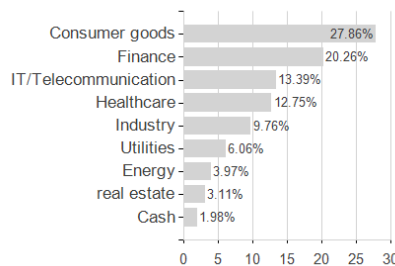
Largest positions



Countries



Branches



Currencies

