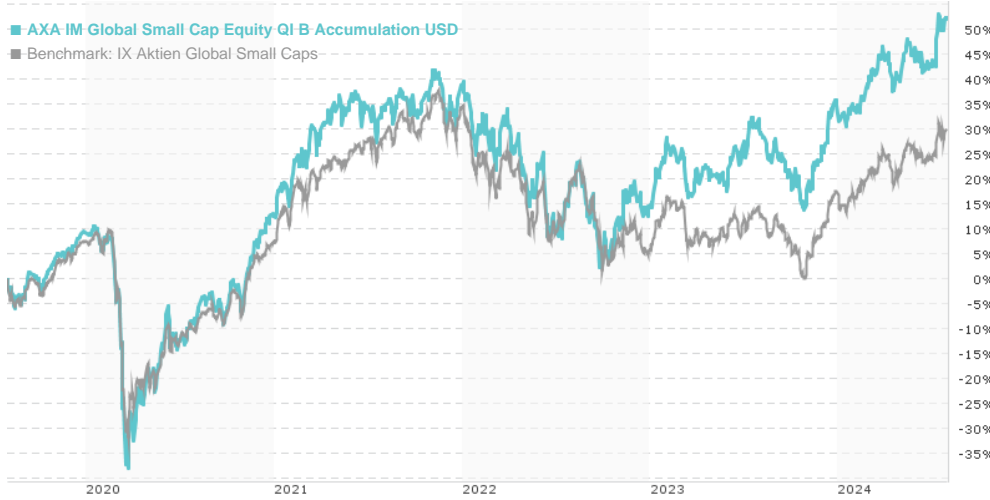


AXA IM Global Small Cap Equity QI B Accumulation USD / IE0004324657 / 691333 / AXA IM Paris

Last 07/30/2024 <sup>1</sup>	Region	Branch	Type of yield	Type
53.98 USD	Worldwide	Mixed Sectors	reinvestment	Equity Fund



Risk key figures

SRI	1	2	3	4	5	6	7
Mountain-View Funds Rating <sup>2</sup>							EDA <sup>3</sup>
							73

Yearly Performance

2023	+17.81%
2022	-17.23%
2021	+22.21%
2020	+3.51%
2019	+23.59%

Master data		Conditions		Other figures	
Fund type	Single fund	Issue surcharge	4.50%	Minimum investment	USD 5,000.00
Category	Equity	Planned administr. fee	0.00%	Savings plan	-
Sub category	Mixed Sectors	Deposit fees	0.00%	UCITS / OGAW	Yes
Fund domicile	Ireland	Redemption charge	0.00%	Performance fee	0.00%
Tranch volume	(07/30/2024) USD 10.17 mill.	Ongoing charges	-	Redeployment fee	0.00%
Total volume	(07/30/2024) USD 98.85 mill.	<b>Dividends</b>		<b>Investment company</b>	
Launch date	10/1/1999	AXA IM Paris			
KESt report funds	Yes	6 Place de la Pyramide, 92800, Puteaux			
Business year start	01.04.	France			
Sustainability type	-	www.axa-im.com/france			
Fund manager	Equity QI Team				

Performance	1M	6M	YTD	1Y	2Y	3Y	5Y	Since start
Performance	+6.85%	+12.95%	+13.02%	+15.34%	+28.10%	+13.76%	+50.28%	+439.80%
Performance p.a.	-	-	-	+15.34%	+13.22%	+4.39%	+8.48%	+7.22%
Sharpe ratio	8.00	1.90	1.61	0.86	0.62	0.04	0.24	0.22
Volatility	15.83%	12.64%	12.65%	13.74%	15.57%	16.88%	20.12%	16.39%
Worst month	-	-4.51%	-4.51%	-5.61%	-10.15%	-10.67%	-23.57%	-25.67%
Best month	-	6.45%	8.74%	8.74%	9.27%	9.27%	14.16%	16.18%
Maximum loss	-2.03%	-6.11%	-6.11%	-13.78%	-17.09%	-27.75%	-43.87%	-

Distribution permission

Austria, Germany, Switzerland, United Kingdom

<sup>1</sup> Important note on update status: The displayed date refers exclusively to the calculation of the NAV.  
<sup>2</sup> The Mountain-View Data Fund Rating calculates a comparative ranking for funds using yield, volatility and trend data. For more information visit [MVD Funds Rating](#)  
<sup>3</sup> Displays the Ethical-Dynamical Ratio calculated according to standard criteria. The maximum value is 100. For more information visit [EDA](#)

**AXA IM Global Small Cap Equity QI B Accumulation USD / IE0004324657 / 691333 / AXA IM Paris**

**Investment strategy**

The Sub-Fund is actively managed. The Sub-Fund invests primarily (meaning not less than 75% of its Net Asset Value) in shares of smaller companies listed on the stock exchanges of developed countries in the world. The fund manager uses a proprietary systematic stock selection model to identify shares of companies that it believes to be attractive investment opportunities, relative to their industry peers, based on analysis of their valuation and earnings prospects. From these shares, the fund manager seeks to construct a well-diversified portfolio with the best expected return-to-risk trade off to meet the Fund's investment objective.

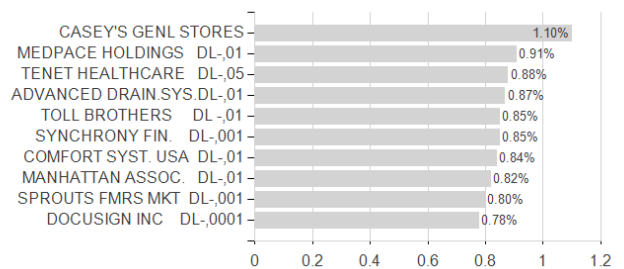
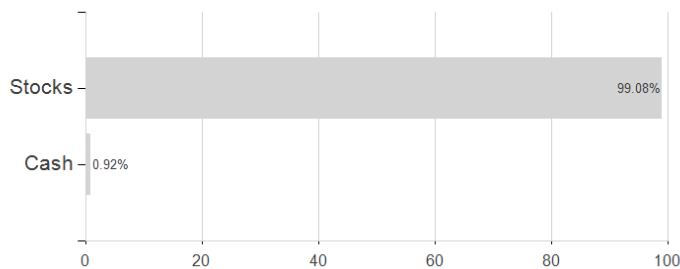
**Investment goal**

The aim of the Sub-Fund is to provide long-term capital growth with a total annual return on investment (generated through an increase in the value of the shares held by the Sub-Fund and/or income received from those shares) of approximately 4% gross of all fees/expenses above the annual return of the MSCI World Small Cap Index on a rolling three year basis. The MSCI World Small Cap Index is designed to measure the performance of the shares of smaller companies listed on the stock exchanges of developed countries in the world.

**Assessment Structure**

**Assets**

**Largest positions**



**Countries**

**Branches**

**Currencies**

