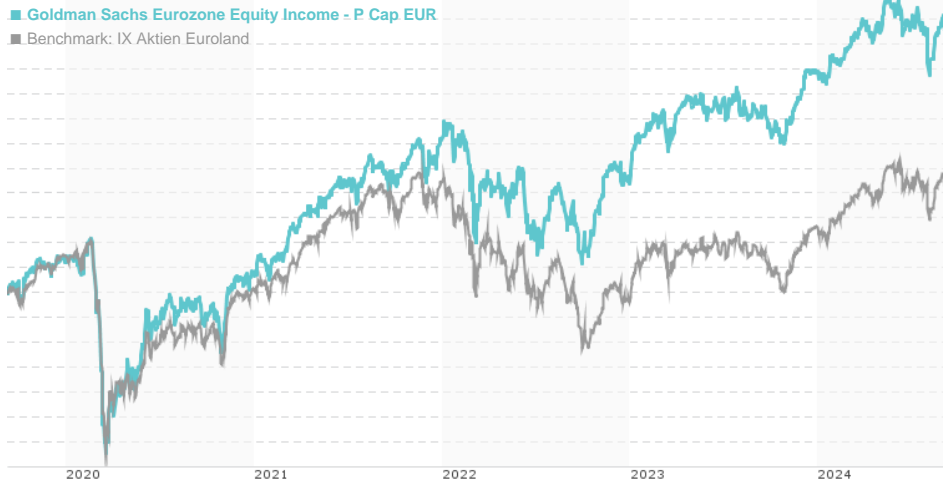


Goldman Sachs Eurozone Equity Income - P Cap EUR / LU0127786431 / 666311 / Goldman Sachs AM BV

Last 09/05/2024 ¹	Region	Branch	Type of yield	Type
846.20 EUR	Euroland	Mixed Sectors	reinvestment	Equity Fund



Risk key figures

SRI	1	2	3	4	5	6	7
-----	---	---	---	---	---	---	---

Mountain-View Funds Rating ²	EDA ³
▲▲▲▲▲▲	59

Yearly Performance

2023	+18.44%
2022	-6.66%
2021	+26.22%
2020	-2.51%
2019	+21.81%

Master data		Conditions		Other figures	
Fund type	Single fund	Issue surcharge	3.00%	Minimum investment	UNT 0
Category	Equity	Planned administr. fee	0.00%	Savings plan	-
Sub category	Mixed Sectors	Deposit fees	0.00%	UCITS / OGAW	Yes
Fund domicile	Luxembourg	Redemption charge	0.00%	Performance fee	0.00%
Tranch volume	(04/03/2023) EUR 155.81 mill.	Ongoing charges	-	Redeployment fee	0.00%
Total volume	(09/05/2024) EUR 1,125.10 mill.	Dividends		Investment company	
Launch date	4/8/1999	Goldman Sachs AM BV Schenkkade 65, 2509, LL Den Haag Netherlands www.gsam.com			
KESr report funds	Yes				
Business year start	01.10.				
Sustainability type	-				
Fund manager	Robert Davis, Nicolas Simar				

Performance	1M	6M	YTD	1Y	2Y	3Y	5Y	Since start
Performance	+6.62%	+2.55%	+6.24%	+12.70%	+34.77%	+21.62%	+54.10%	+291.80%
Performance p.a.	-	-	-	+12.67%	+16.07%	+6.74%	+9.02%	+6.41%
Sharpe ratio	9.96	0.15	0.56	0.91	1.05	0.21	0.30	0.16
Volatility	10.97%	11.16%	10.54%	10.15%	12.07%	15.40%	18.63%	18.71%
Worst month	-	-2.34%	-2.34%	-2.40%	-5.90%	-10.61%	-19.05%	-19.05%
Best month	-	3.95%	3.95%	6.38%	8.53%	8.53%	16.15%	16.15%
Maximum loss	-1.64%	-9.46%	-9.46%	-9.46%	-10.44%	-21.20%	-38.97%	-

Distribution permission

Austria, Germany, Luxembourg, Czech Republic

¹ Important note on update status: The displayed date refers exclusively to the calculation of the NAV.

² The Mountain-View Data Fund Rating calculates a comparative ranking for funds using yield, volatility and trend data. For more information visit [MVD Funds Rating](#)

DISCLAIMER: The information on this page are for informational purposes only and should neither an offer to sell nor a solicitation for the purchase of the security or recommendation in favor of the security to be understood. baha GmbH assumes no liability despite thorough searches for the accuracy of the data.
Funds data from: www.mountain-view.com. Fact Sheet created by: www.baha.com

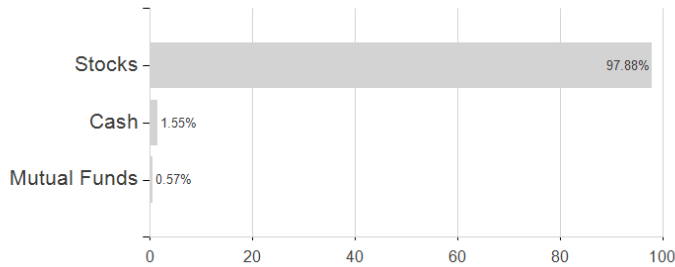
Goldman Sachs Eurozone Equity Income - P Cap EUR / LU0127786431 / 666311 / Goldman Sachs AM BV

Investment goal

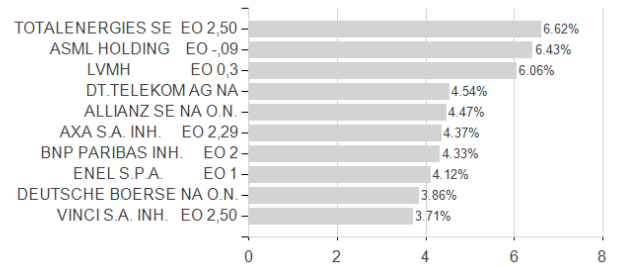
The sub-fund invests primarily in a diversified portfolio of shares and/or transferable securities issued by companies incorporated, quoted or traded in any member state of the European Monetary Union and offering an attractive dividend yield.

Assessment Structure

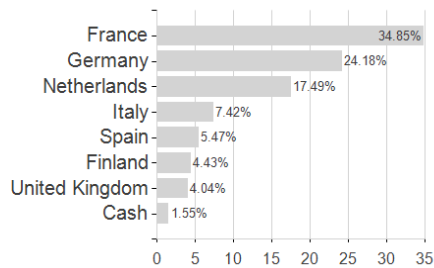
Assets



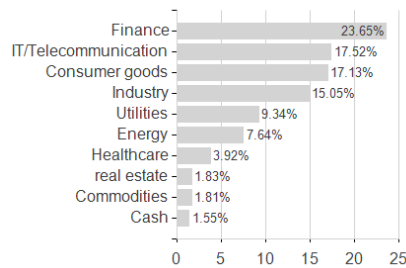
Largest positions



Countries



Branches



Currencies

