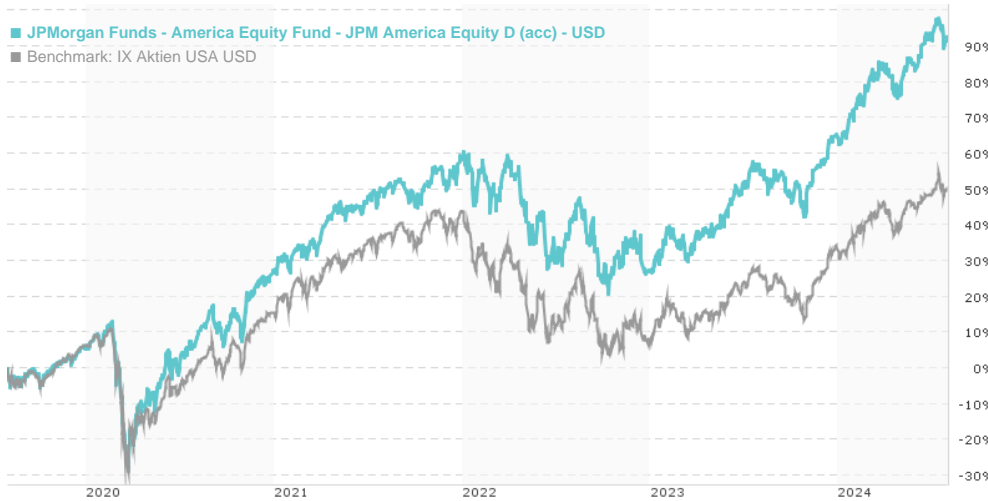


## JPMorgan Funds - America Equity Fund - JPM America Equity D (acc) - USD / LU0117861202 / 602956 / JPMorgan AM

| Last 07/31/2024 <sup>1</sup> | Country                  | Branch        | Type of yield | Type        |
|------------------------------|--------------------------|---------------|---------------|-------------|
| 47.24 USD                    | United States of America | Mixed Sectors | reinvestment  | Equity Fund |

■ JPMorgan Funds - America Equity Fund - JPM America Equity D (acc) - USD  
■ Benchmark: IX Aktien USA USD



## Risk key figures

SRI 1 2 3 4 5 6 7

Mountain-View Funds Rating<sup>2</sup>EDA<sup>3</sup>

66

## Yearly Performance

|      |         |
|------|---------|
| 2023 | +30.08% |
| 2022 | -19.80% |
| 2021 | +24.82% |
| 2020 | +20.18% |
| 2019 | +26.87% |

| Master data         |                                 | Conditions                             |       | Other figures      |              |
|---------------------|---------------------------------|--|-------|--------------------|--------------|
| Fund type           | Single fund                     | Issue surcharge                        | 5.00% | Minimum investment | USD 5,000.00 |
| Category            | Equity                          | Planned administr. fee                 | 0.00% | Savings plan       | -            |
| Sub category        | Mixed Sectors                   | Deposit fees                           | 0.00% | UCITS / OGAW       | Yes          |
| Fund domicile       | Luxembourg                      | Redemption charge                      | 0.50% | Performance fee    | 0.00%        |
| Tranch volume       | (07/31/2024) USD 88.01 mill.    | Ongoing charges                        | -     | Redeployment fee   | 0.00%        |
| Total volume        | (07/31/2024) USD 7,282.52 mill. | Dividends                              |       | Investment company |              |
| Launch date         | 10/13/2000                      | JPMorgan AM (EU)                       |       |                    |              |
| KESr report funds   | Yes                             | PO Box 275, 2012, Luxembourg           |       |                    |              |
| Business year start | 01.07.                          | Luxembourg                             |       |                    |              |
| Sustainability type | -                               | https://www.jpmorganassetmanagement.de |       |                    |              |
| Fund manager        | Jonathan Simon, Timothy Parton  |  |       |                    |              |

| Performance      | 1M     | 6M      | YTD     | 1Y      | 2Y      | 3Y      | 5Y      | Since start |
|------------------|--------|---------|---------|---------|---------|---------|---------|-------------|
| Performance      | +0.28% | +13.04% | +16.47% | +22.51% | +35.79% | +28.13% | +91.18% | +372.40%    |
| Performance p.a. | -      | -       | -       | +22.44% | +16.53% | +8.62%  | +13.82% | +6.74%      |
| Sharpe ratio     | -0.02  | 1.95    | 2.22    | 1.54    | 0.81    | 0.29    | 0.52    | 0.17        |
| Volatility       | 11.52% | 12.44%  | 11.98%  | 12.27%  | 15.98%  | 17.42%  | 19.65%  | 17.98%      |
| Worst month      | -      | -3.35%  | -3.35%  | -4.08%  | -9.14%  | -9.41%  | -13.12% | -16.04%     |
| Best month       | -      | 5.60%   | 5.60%   | 9.42%   | 9.42%   | 9.42%   | 14.45%  | 14.45%      |
| Maximum loss     | -4.28% | -5.42%  | -5.42%  | -9.31%  | -18.12% | -24.81% | -37.08% | -           |

## Distribution permission

Austria, Germany, Switzerland, United Kingdom

<sup>1</sup> Important note on update status: The displayed date refers exclusively to the calculation of the NAV.

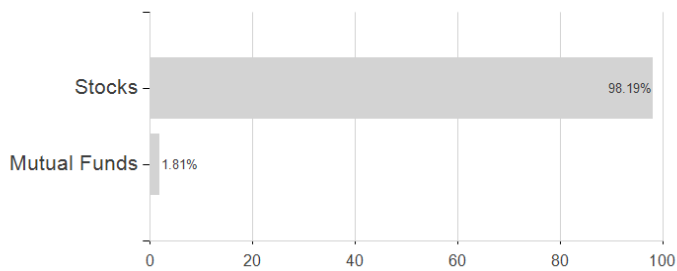
## JPMorgan Funds - America Equity Fund - JPM America Equity D (acc) - USD / LU0117861202 / 602956 / JPMorgan AM

2 The Mountain-View Data Fund Rating calculates a comparative ranking for funds using yield, volatility and trend data. For more information visit [MVD Funds Rating](#)

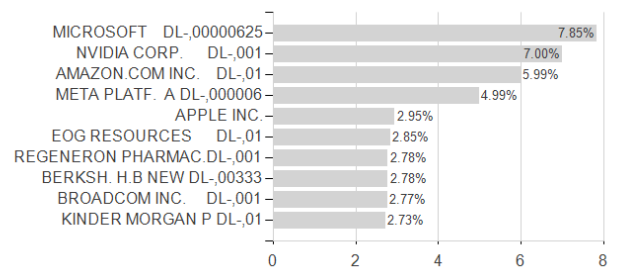
3 Displays the Ethical-Dynamical Ratio calculated according to standard criteria. The maximum value is 100. For more information visit [EDA](#)

### Assessment Structure

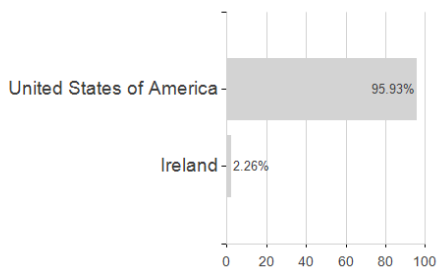
#### Assets



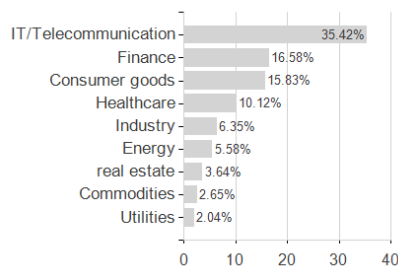
#### Largest positions



#### Countries



#### Branches



#### Currencies

