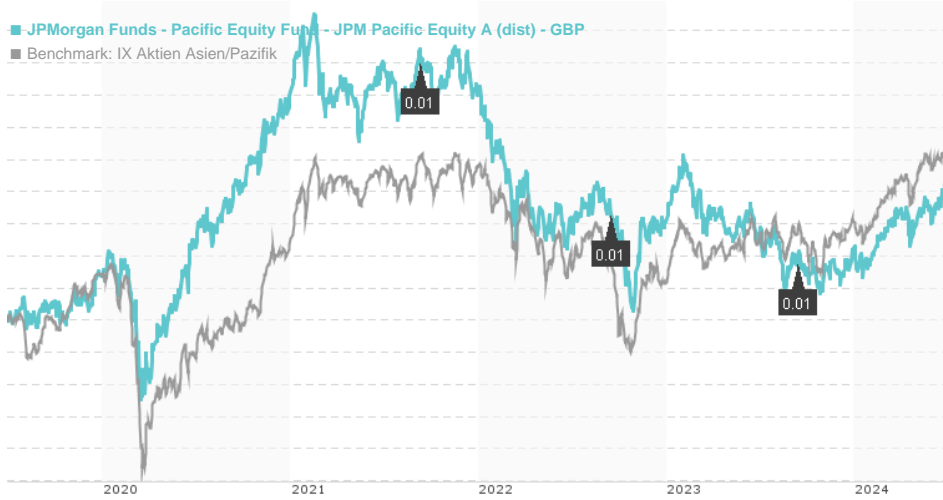


JPMorgan Funds - Pacific Equity Fund - JPM Pacific Equity A (dist) - GBP / LU0119094851 / 541487 / JPMorgan AM

Last 06/27/2024 <sup>1</sup>	Region	Branch	Type of yield	Type
32.70 GBP	Asia/Pacific	Mixed Sectors	paying dividend	Equity Fund



Risk key figures

SRI	1	2	3	4	5	6	7
Mountain-View Funds Rating <sup>2</sup>	EDA <sup>3</sup>						
	81						

Yearly Performance

2023	-3.65%
2022	-14.59%
2021	-0.46%
2020	+26.88%
2019	+23.56%

Master data		Conditions		Other figures	
Fund type	Single fund	Issue surcharge	5.00%	Minimum investment	USD 35,000.00
Category	Equity	Planned administr. fee	0.00%	Savings plan	-
Sub category	Mixed Sectors	Deposit fees	0.00%	UCITS / OGAW	Yes
Fund domicile	Luxembourg	Redemption charge	0.50%	Performance fee	0.00%
Tranch volume	(06/27/2024) USD 1.97 mill.	Ongoing charges	-	Redeployment fee	0.00%
Total volume	(06/27/2024) USD 1,734.50 mill.	Dividends		Investment company	
Launch date	10/13/2000	13.09.2023	0.01 GBP	JPMorgan AM (EU)	
KESr report funds	No	14.09.2022	0.01 GBP	PO Box 275, 2012, Luxembourg	
Business year start	01.07.	09.09.2021	0.01 GBP	Luxembourg	
Sustainability type	-	10.09.2020	0.01 GBP	https://www.jpmorganassetmanagement.de	
Fund manager	Aisa Ogoshi, Robert Lloyd	05.09.2019	0.01 GBP		

Performance	1M	6M	YTD	1Y	2Y	3Y	5Y	Since start
Performance	+2.41%	+10.40%	+8.67%	+7.53%	+4.28%	-13.50%	+22.53%	+269.93%
Performance p.a.	-	-	-	+7.51%	+2.11%	-4.72%	+4.14%	+5.67%
Sharpe ratio	2.26	1.43	1.18	0.29	-0.11	-0.55	0.03	0.11
Volatility	12.69%	12.72%	12.70%	13.09%	14.66%	15.26%	16.65%	17.34%
Worst month	-	-2.13%	-2.13%	-4.76%	-8.90%	-8.90%	-8.90%	-13.53%
Best month	-	4.81%	4.81%	4.81%	11.75%	11.75%	11.75%	16.55%
Maximum loss	-2.35%	-5.18%	-5.18%	-9.17%	-17.09%	-28.76%	-31.19%	-

Distribution permission

Austria, Germany, Switzerland, United Kingdom, Luxembourg

<sup>1</sup> Important note on update status: The displayed date refers exclusively to the calculation of the NAV.

<sup>2</sup> The Mountain-View Data Fund Rating calculates a comparative ranking for funds using yield, volatility and trend data. For more information visit [MVD Funds Rating](#)

<sup>3</sup> Displays the Ethical-Dynamical Ratio calculated according to standard criteria. The maximum value is 100. For more information visit [EDA](#)

**JPMorgan Funds - Pacific Equity Fund - JPM Pacific Equity A (dist) - GBP / LU0119094851 / 541487 / JPMorgan AM**

**Investment strategy**

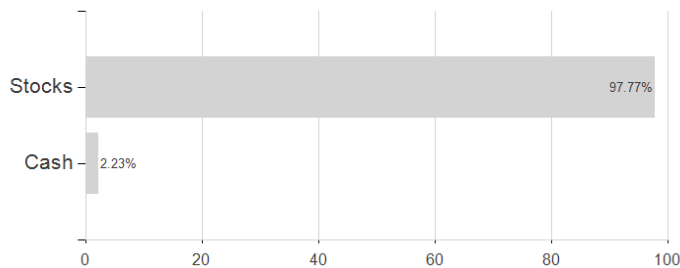
At least 67% of assets invested in equities of companies that are domiciled, or carrying out the main part of their economic activity, in a country of the Pacific Basin, including Japan. The Sub-Fund may invest in small capitalisation companies and have significant positions in specific sectors or markets from time to time. Certain countries in the Pacific Basin may be considered emerging markets. The Sub-Fund may invest up to 20% in China A-Shares through the China-Hong Kong Stock Connect Programmes. The Sub-Fund may invest in securities that rely on VIE structures to gain indirect exposure to underlying Chinese companies. At least 51% of assets are invested in companies with positive environmental and/or social characteristics that follow good governance practices as measured through the Investment Manager's proprietary ESG scoring methodology and/or third party data. The Sub-Fund invests at least 10% of assets excluding Ancillary Liquid Assets, Deposits with Credit Institutions, money market instruments, money market fund and derivatives for EPM, in Sustainable Investments, as defined under SFDR, contributing to environmental or social objectives. The Investment Manager evaluates and applies values and norms based screening to implement exclusions. To support this screening, it relies on third party provider(s) who identify an issuer's participation in or the revenue which they derive from activities that are

**Investment goal**

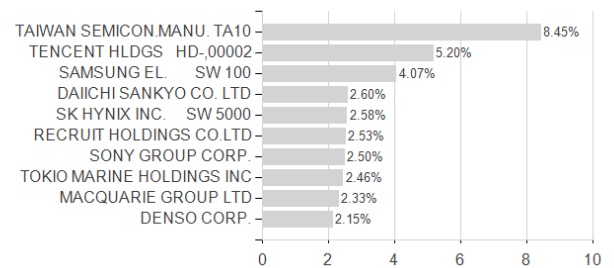
To provide long-term capital growth by investing primarily in companies in the Pacific Basin (including Japan). Investment Approach Q Uses a fundamental, bottom-up stock selection process utilising country specialist and sector analyst inputs. Q Uses a high conviction approach to finding the best investment ideas. Q Seeks to identify high quality companies with superior and sustainable growth potential. Share Class Benchmark MSCI All Country Asia Pacific Index (Total Return Net). holdings (excluding derivatives) are likely to be components of the benchmark, the Investment Manager has broad discretion to deviate from its securities, weightings and risk characteristics. The degree to which the Sub-Fund may resemble the composition and risk characteristics of the benchmark will vary over time and its performance may be meaningfully different.

**Assessment Structure**

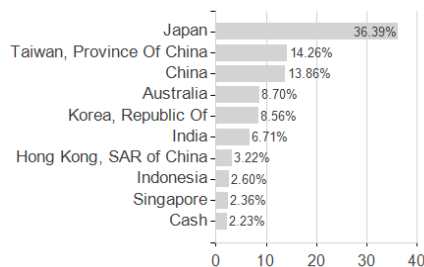
**Assets**



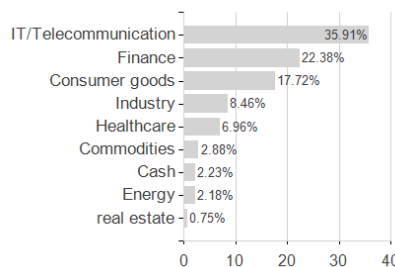
**Largest positions**



**Countries**



**Branches**



**Currencies**

