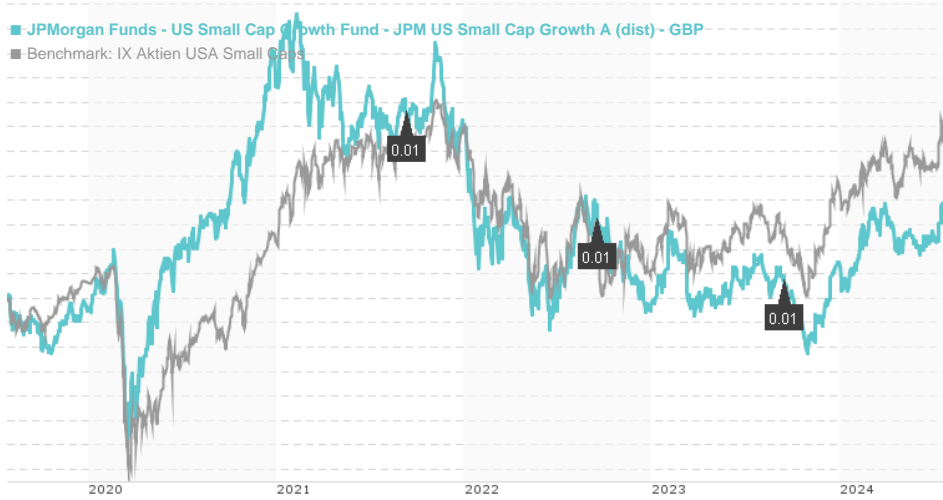


JPMorgan Funds - US Small Cap Growth Fund - JPM US Small Cap Growth A (dist) - GBP / LU0119093705 / 541289 /

| | | | | |
|------------------------------|--------------------------|---------------|-----------------|-------------|
| Last 07/26/2024 ¹ | Country | Branch | Type of yield | Type |
| 35.85 GBP | United States of America | Mixed Sectors | paying dividend | Equity Fund |



Risk key figures

SRI 1 2 3 4 5 6 7

Mountain-View Funds Rating² EDA³

72

Yearly Performance

| | |
|------|---------|
| 2023 | +8.69% |
| 2022 | -26.93% |
| 2021 | -5.67% |
| 2020 | +46.61% |
| 2019 | +31.76% |

| Master data | | Conditions | | Other figures | |
|---------------------|-------------------------------|------------------------|----------|--|---------------|
| Fund type | Single fund | Issue surcharge | 5.00% | Minimum investment | USD 35,000.00 |
| Category | Equity | Planned administr. fee | 0.00% | Savings plan | - |
| Sub category | Mixed Sectors | Deposit fees | 0.00% | UCITS / OGAW | Yes |
| Fund domicile | Luxembourg | Redemption charge | 0.50% | Performance fee | 0.00% |
| Tranch volume | (07/26/2024) USD 0.503 mill. | Ongoing charges | - | Redeployment fee | 0.00% |
| Total volume | (07/26/2024) USD 340.38 mill. | Dividends | | Investment company | |
| Launch date | 10/13/2000 | 13.09.2023 | 0.01 GBP | JPMorgan AM (EU) | |
| KESt report funds | No | 14.09.2022 | 0.01 GBP | PO Box 275, 2012, Luxembourg | |
| Business year start | 01.07. | 09.09.2021 | 0.01 GBP | Luxembourg | |
| Sustainability type | - | 10.09.2020 | 0.01 GBP | https://www.jpmorganassetmanagement.de | |
| Fund manager | Eytan Shapiro, Timothy Parton | 05.09.2019 | 0.01 GBP | | |

| Performance | 1M | 6M | YTD | 1Y | 2Y | 3Y | 5Y | Since start |
|------------------|--------|---------|--------|---------|---------|---------|---------|-------------|
| Performance | +5.38% | +12.31% | +9.87% | +9.90% | +10.75% | -14.47% | +18.73% | +264.13% |
| Performance p.a. | - | - | - | +9.87% | +5.23% | -5.07% | +3.49% | +5.58% |
| Sharpe ratio | 4.78 | 1.19 | 0.77 | 0.34 | 0.07 | -0.37 | -0.01 | 0.08 |
| Volatility | 17.88% | 18.90% | 18.84% | 18.41% | 20.89% | 23.80% | 25.76% | 23.81% |
| Worst month | - | -6.75% | -6.75% | -10.89% | -10.89% | -16.76% | -16.76% | -23.47% |
| Best month | - | 10.97% | 11.40% | 11.40% | 12.93% | 12.93% | 16.42% | 17.25% |
| Maximum loss | -3.55% | -8.73% | -8.73% | -18.56% | -26.65% | -41.65% | -43.81% | - |

Distribution permission

Austria, Germany, Switzerland, United Kingdom, Luxembourg

1 Important note on update status: The displayed date refers exclusively to the calculation of the NAV.

2 The Mountain-View Data Fund Rating calculates a comparative ranking for funds using yield, volatility and trend data. For more information visit [MVD Funds Rating](#)

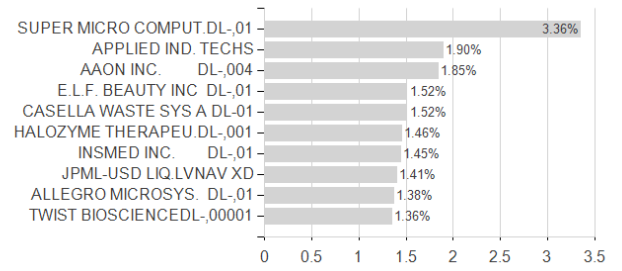
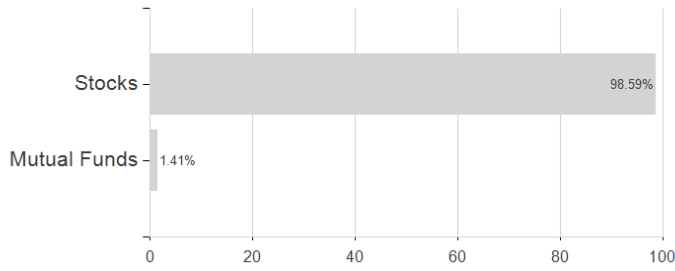
3 Displays the Ethical-Dynamical Ratio calculated according to standard criteria. The maximum value is 100. For more information visit [EDA](#)

JPMorgan Funds - US Small Cap Growth Fund - JPM US Small Cap Growth A (dist) - GBP / LU0119093705 / 541289 /

Assessment Structure

Assets

Largest positions



Countries

Branches

Currencies

