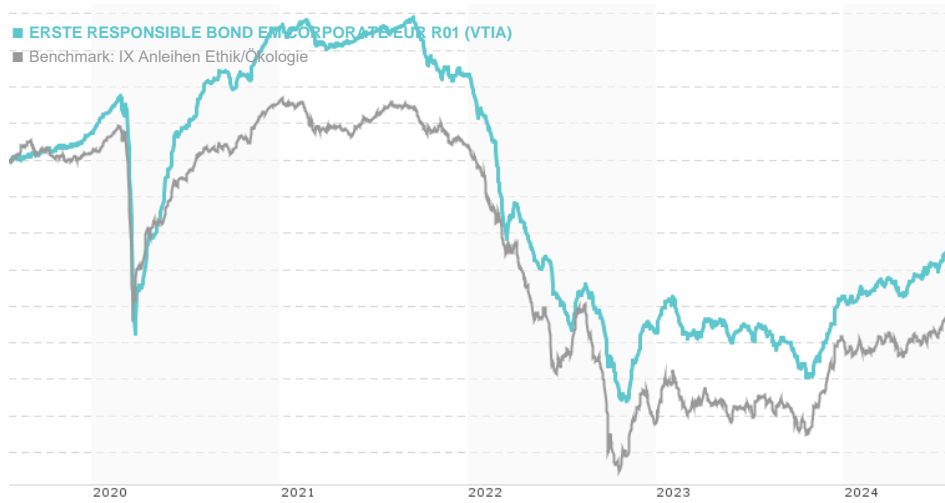


ERSTE RESPONSIBLE BOND EM CORPORATE EUR R01 (VTIA) / AT0000A13EH5 / 0A13EH / Erste AM

| | | | | |
|------------------------------|------------------|-----------------|-------------------|-------------------|
| Last 07/23/2024 ¹ | Region | Branch | Type of yield | Type |
| 109.34 EUR | Emerging Markets | Corporate Bonds | Full reinvestment | Fixed-Income Fund |



Risk key figures

| | | | | | | | |
|-----------------------------------------|------------------|---|---|---|---|---|---|
| SRI | 1 | 2 | 3 | 4 | 5 | 6 | 7 |
| Mountain-View Funds Rating ² | EDA ³ | | | | | | |
| | 78 | | | | | | |

Yearly Performance

| | |
|------|---------|
| 2023 | +2.05% |
| 2022 | -13.34% |
| 2021 | -2.45% |
| 2020 | +5.60% |
| 2019 | +8.20% |

| Master data | | Conditions | | Other figures | |
|-------------|--|------------|--|---------------|--|
|-------------|--|------------|--|---------------|--|

| | | | | | |
|---------------------|-------------------------------|----------------------------|-------|---------------------------|-------|
| Fund type | Single fund | Issue surcharge | 3.50% | Minimum investment | UNT 0 |
| Category | Bonds | Planned administr. fee | 0.00% | Savings plan | - |
| Sub category | Corporate Bonds | Deposit fees | 0.00% | UCITS / OGAW | Yes |
| Fund domicile | Austria | Redemption charge | 0.00% | Performance fee | 0.00% |
| Tranch volume | (10/30/2020) EUR 1.47 mill. | Ongoing charges | - | Redeployment fee | 0.00% |
| Total volume | (07/23/2024) EUR 247.69 mill. | Dividends | | Investment company | |
| Launch date | 12/2/2013 | Erste AM | | | |
| KESt report funds | Yes | Am Belvedere 1, 1100, Wien | | | |
| Business year start | 01.11. | Austria | | | |
| Sustainability type | Ethics/ecology | https://www.erste-am.at | | | |
| Fund manager | Thomas Oposich, Peter Varga | | | | |

| Performance | 1M | 6M | YTD | 1Y | 2Y | 3Y | 5Y | Since start |
|------------------|--------|--------|--------|--------|--------|---------|---------|-------------|
| Performance | +0.51% | +2.72% | +2.47% | +4.25% | +3.68% | -11.61% | -5.12% | +9.34% |
| Performance p.a. | - | - | - | +4.25% | +1.83% | -4.03% | -1.04% | +0.84% |
| Sharpe ratio | 1.53 | 0.96 | 0.42 | 0.26 | -0.72 | -2.84 | -1.46 | -1.11 |
| Volatility | 1.95% | 1.93% | 1.90% | 2.19% | 2.61% | 2.72% | 3.24% | 2.58% |
| Worst month | - | -0.88% | -0.88% | -1.17% | -3.91% | -3.91% | -9.63% | -9.63% |
| Best month | - | 0.81% | 2.23% | 2.67% | 3.04% | 3.04% | 3.77% | 3.77% |
| Maximum loss | -0.43% | -1.12% | -1.12% | -3.14% | -6.90% | -19.45% | -19.45% | - |

Distribution permission

Austria, Germany, Switzerland

¹ Important note on update status: The displayed date refers exclusively to the calculation of the NAV.

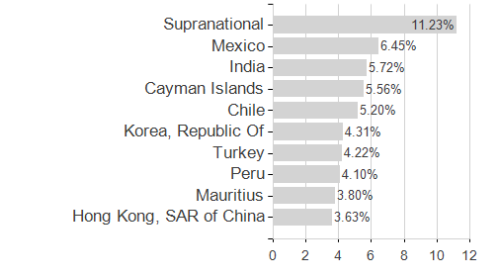

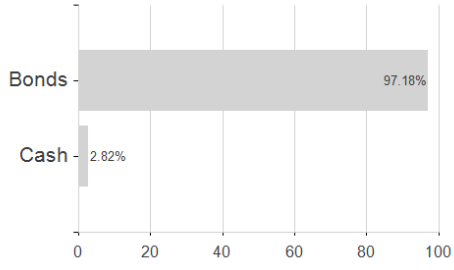
² The Mountain-View Data Fund Rating calculates a comparative ranking for funds using yield, volatility and trend data. For more information visit [MVD Funds Rating](#)

³ Displays the Ethical-Dynamical Ratio calculated according to standard criteria. The maximum value is 100. For more information visit [EDA](#)

ERSTE RESPONSIBLE BOND EM CORPORATE EUR R01 (VTIA) / AT0000A13EH5 / 0A13EH / Erste AM

Assessment Structure

Assets Largest positions Countries



Issuer Duration Currencies

