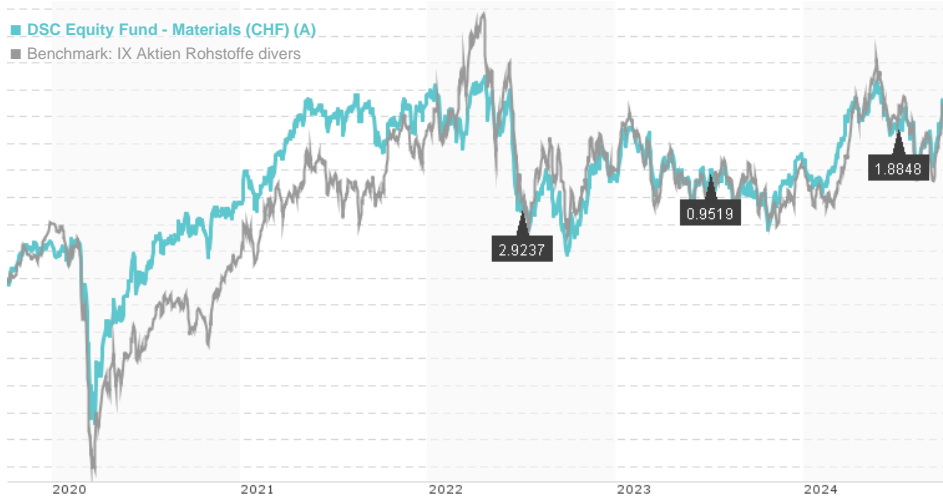


DSC Equity Fund - Materials (CHF) (A) / AT0000A0XMQ3 / 0A0XMQ / Gutmann KAG

Last 10/04/2024 <sup>1</sup>	Region	Branch	Type of yield	Type
166.94 CHF	Worldwide	Sector Commodities divers	paying dividend	Equity Fund



Risk key figures

SRI 1 2 3 4 5 6 7

Mountain-View Funds Rating<sup>2</sup> EDA<sup>3</sup>

▲ ▲ ▲ ▲ ▲ ▲

Yearly Performance

2023	+2.44%
2022	-11.53%
2021	+17.83%
2020	+6.65%
2019	+25.02%

Master data		Conditions		Other figures	
Fund type	Single fund	Issue surcharge	3.00%	Minimum investment	UNT 0
Category	Equity	Planned administr. fee	0.00%	Savings plan	-
Sub category	Sector Commodities divers	Deposit fees	0.00%	UCITS / OGAW	Yes
Fund domicile	Austria	Redemption charge	0.00%	Performance fee	0.00%
Tranch volume	(10/04/2024) CHF 0.538 mill.	Ongoing charges	-	Redeployment fee	0.00%
Total volume	(10/04/2024) CHF 23.75 mill.	Dividends		Investment company	
Launch date	12/17/2012	01.07.2024	1.88 CHF	Gutmann KAG	
KESt report funds	Yes	03.07.2023	0.95 CHF	Schwarzenbergplatz 16, 1010, Wien	
Business year start	01.05.	01.07.2022	2.92 CHF	Austria	
Sustainability type	-	01.07.2021	0.36 CHF	https://www.gutmannfonds.at	
Fund manager	Hr. Mag. Thomas Neuhold, BA	01.07.2015	0.13 CHF		

Performance	1M	6M	YTD	1Y	2Y	3Y	5Y	Since start
Performance	+5.36%	-0.91%	+8.08%	+15.56%	+20.41%	+5.90%	+32.49%	+74.86%
Performance p.a.	-	-	-	+15.52%	+9.72%	+1.93%	+5.78%	+4.85%
Sharpe ratio	5.03	-0.36	0.60	0.97	0.48	-0.09	0.14	0.11
Volatility	17.02%	13.89%	12.73%	12.76%	13.63%	14.92%	17.62%	15.20%
Worst month	-	-3.69%	-3.69%	-3.69%	-4.37%	-13.77%	-13.77%	-13.77%
Best month	-	5.46%	9.58%	9.58%	9.58%	9.58%	14.03%	14.03%
Maximum loss	-3.04%	-12.98%	-12.98%	-12.98%	-14.85%	-24.14%	-31.95%	-

Distribution permission

Austria, Switzerland, Czech Republic

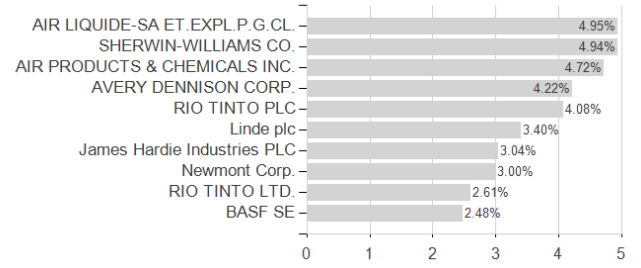
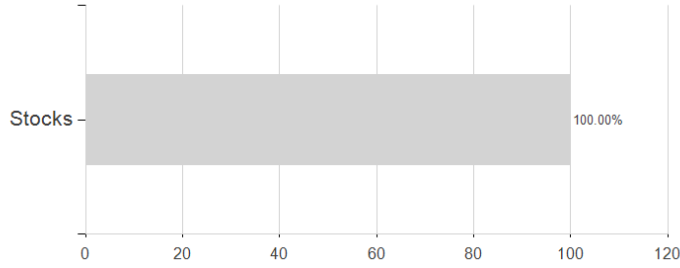
<sup>1</sup> Important note on update status: The displayed date refers exclusively to the calculation of the NAV.  
<sup>2</sup> The Mountain-View Data Fund Rating calculates a comparative ranking for funds using yield, volatility and trend data. For more information visit [MVD Funds Rating](#)  
<sup>3</sup> Displays the Ethical-Dynamical Ratio calculated according to standard criteria. The maximum value is 100. For more information visit [EDA](#)

**DSC Equity Fund - Materials (CHF) (A) / AT000A0XM3 / 0A0XM3 / Gutmann KAG**

Assessment Structure

Assets

Largest positions



Countries

Branches

