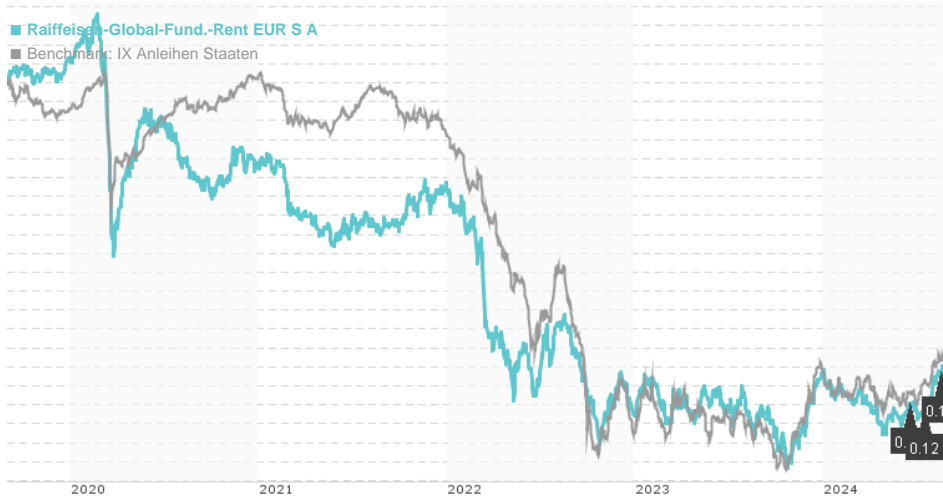


Raiffeisen-Global-Fund.-Rent EUR S A / AT000A0LY69 / OA0LY6 / Raiffeisen KAG

| | | | | |
|------------------------------|-----------|------------------|-----------------|-------------------|
| Last 08/30/2024 ¹ | Region | Branch | Type of yield | Type |
| 62.15 EUR | Worldwide | Government Bonds | paying dividend | Fixed-Income Fund |



Risk key figures

| | | | | | | | |
|---|------------------|---|---|---|---|---|---|
| SRI | 1 | 2 | 3 | 4 | 5 | 6 | 7 |
| Mountain-View Funds Rating ² | EDA ³ | | | | | | |
| | ▲ ▲ ▲ ▲ ▲ ▲ ▲ | | | | | | |

Yearly Performance

| | |
|------|---------|
| 2023 | +2.71% |
| 2022 | -12.68% |
| 2021 | -1.11% |
| 2020 | -5.55% |
| 2019 | +8.82% |

| Master data | | Conditions | | Other figures | |
|---------------------|------------------------------|------------------------|----------|--------------------------------|-------|
| Fund type | Single fund | Issue surcharge | 0.00% | Minimum investment | UNT 0 |
| Category | Bonds | Planned administr. fee | 0.00% | Savings plan | - |
| Sub category | Government Bonds | Deposit fees | 0.00% | UCITS / OGAW | Yes |
| Fund domicile | Austria | Redemption charge | 0.00% | Performance fee | 0.00% |
| Tranch volume | (08/30/2024) EUR 17.31 mill. | Ongoing charges | - | Redeployment fee | 0.00% |
| Total volume | (08/30/2024) EUR 81.93 mill. | Dividends | | Investment company | |
| Launch date | 2/1/2011 | 16.08.2024 | 0.12 EUR | Raiffeisen KAG | |
| KESt report funds | Yes | 15.07.2024 | 0.12 EUR | Mooslackengasse 12, 1190, Wien | |
| Business year start | 01.11. | 17.06.2024 | 0.12 EUR | Austria | |
| Sustainability type | - | 15.05.2024 | 0.12 EUR | https://www.rcm.at | |
| Fund manager | TEAM | 15.04.2024 | 0.12 EUR | | |

| Performance | 1M | 6M | YTD | 1Y | 2Y | 3Y | 5Y | Since start |
|------------------|--------|--------|--------|--------|--------|---------|---------|-------------|
| Performance | +2.37% | +2.96% | +0.93% | +3.38% | -0.82% | -7.58% | -14.50% | -10.26% |
| Performance p.a. | - | - | - | +3.37% | -0.41% | -2.59% | -3.08% | -0.86% |
| Sharpe ratio | 6.75 | 0.61 | -0.51 | -0.03 | -0.76 | -1.08 | -1.21 | -0.81 |
| Volatility | 4.18% | 4.05% | 4.08% | 4.71% | 5.18% | 5.64% | 5.44% | 5.39% |
| Worst month | - | -1.66% | -1.66% | -1.74% | -3.83% | -5.54% | -8.80% | -8.80% |
| Best month | - | 2.25% | 2.88% | 2.97% | 2.97% | 2.97% | 4.54% | 6.71% |
| Maximum loss | -0.40% | -2.88% | -4.02% | -4.02% | -7.63% | -16.04% | -23.09% | - |

Distribution permission

Austria, Germany, Switzerland


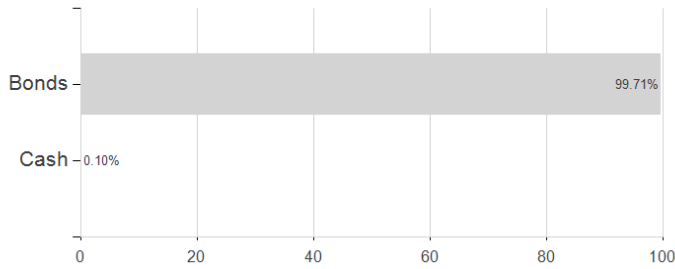
1 Important note on update status: The displayed date refers exclusively to the calculation of the NAV.
 2 The Mountain-View Data Fund Rating calculates a comparative ranking for funds using yield, volatility and trend data. For more information visit [MVD Funds Rating](#)
 3 Displays the Ethical-Dynamical Ratio calculated according to standard criteria. The maximum value is 100. For more information visit [EDA](#)

Raiffeisen-Global-Fund.-Rent EUR S A / AT0000A0LY69 / OA0LY6 / Raiffeisen KAG

Assessment Structure

Assets

Largest positions



Countries

Rating

Currencies

