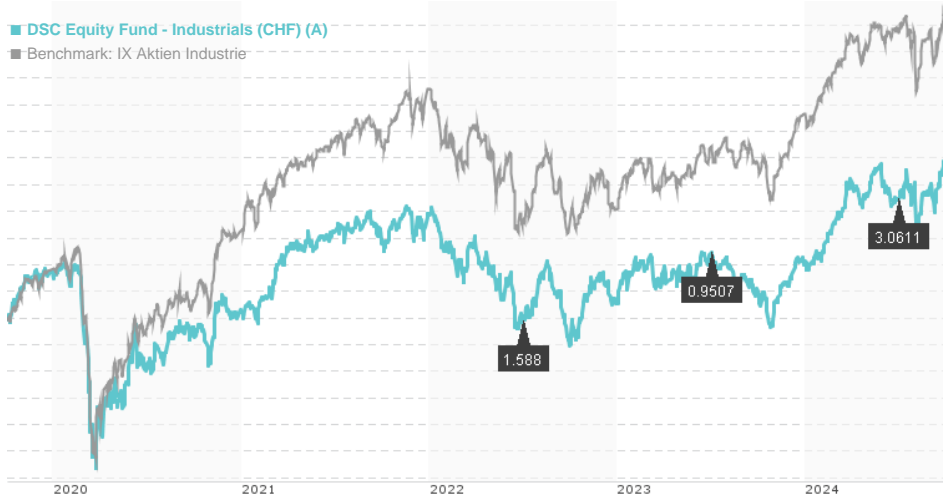


DSC Equity Fund - Industrials (CHF) (A) / AT0000A0XMNO / 0A0XMN / Gutmann KAG

Last 10/03/2024 ¹	Region	Branch	Type of yield	Type
215.66 CHF	Worldwide	Sector Industry	paying dividend	Equity Fund



Risk key figures

SRI	1	2	3	4	5	6	7
Mountain-View Funds Rating ²	EDA ³						
	▲▲▲▲▲▲▲						

Yearly Performance

2023	+6.46%
2022	-13.54%
2021	+18.02%
2020	-6.79%
2019	+24.87%

Master data		Conditions		Other figures	
Fund type	Single fund	Issue surcharge	3.00%	Minimum investment	UNT 0
Category	Equity	Planned administr. fee	0.00%	Savings plan	-
Sub category	Sector Industry	Deposit fees	0.00%	UCITS / OGAW	Yes
Fund domicile	Austria	Redemption charge	0.00%	Performance fee	0.00%
Tranch volume	(10/03/2024) CHF 1.24 mill.	Ongoing charges	-	Redeployment fee	0.00%
Total volume	(10/03/2024) CHF 41.09 mill.	Dividends		Investment company	
Launch date	12/17/2012	01.07.2024	3.06 CHF	Gutmann KAG	
KESt report funds	Yes	03.07.2023	0.95 CHF	Schwarzenbergplatz 16, 1010, Wien	
Business year start	01.05.	01.07.2022	1.59 CHF	Austria	
Sustainability type	-	01.07.2021	4.93 CHF	https://www.gutmannfonds.at	
Fund manager	Mag. Stephan Wasmayer	01.07.2020	1.21 CHF		

Performance	1M	6M	YTD	1Y	2Y	3Y	5Y	Since start
Performance	+2.96%	+3.87%	+17.17%	+23.69%	+35.75%	+13.50%	+29.04%	+142.50%
Performance p.a.	-	-	-	+23.61%	+16.49%	+4.31%	+5.22%	+7.79%
Sharpe ratio	2.88	0.32	1.57	1.64	1.04	0.08	0.12	0.33
Volatility	13.62%	14.28%	12.82%	12.43%	12.72%	13.36%	16.49%	13.91%
Worst month	-	-2.14%	-2.14%	-5.68%	-5.68%	-9.94%	-16.35%	-16.35%
Best month	-	3.56%	6.67%	6.67%	9.95%	9.95%	12.77%	12.77%
Maximum loss	-4.33%	-11.24%	-11.24%	-11.24%	-12.59%	-21.60%	-34.93%	-

Distribution permission

Austria, Switzerland, Czech Republic

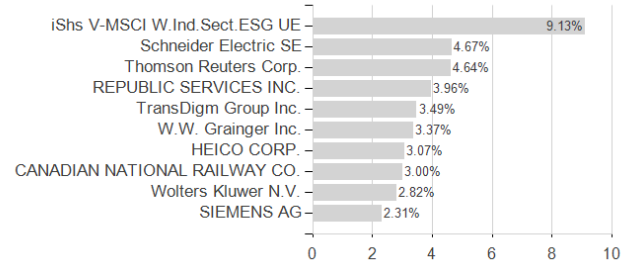
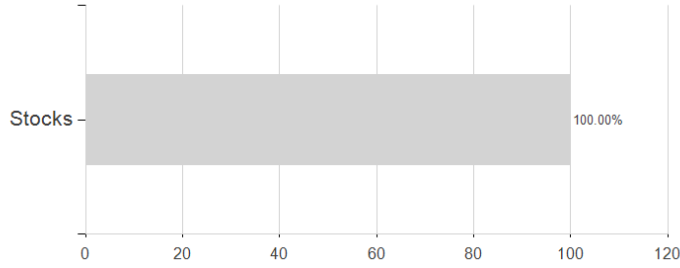
1 Important note on update status: The displayed date refers exclusively to the calculation of the NAV.
 2 The Mountain-View Data Fund Rating calculates a comparative ranking for funds using yield, volatility and trend data. For more information visit [MVD Funds Rating](#)
 3 Displays the Ethical-Dynamical Ratio calculated according to standard criteria. The maximum value is 100. For more information visit [EDA](#)

DSC Equity Fund - Industrials (CHF) (A) / AT0000A0XMN0 / 0A0XMN / Gutmann KAG

Assessment Structure

Assets

Largest positions



Countries

Branches

