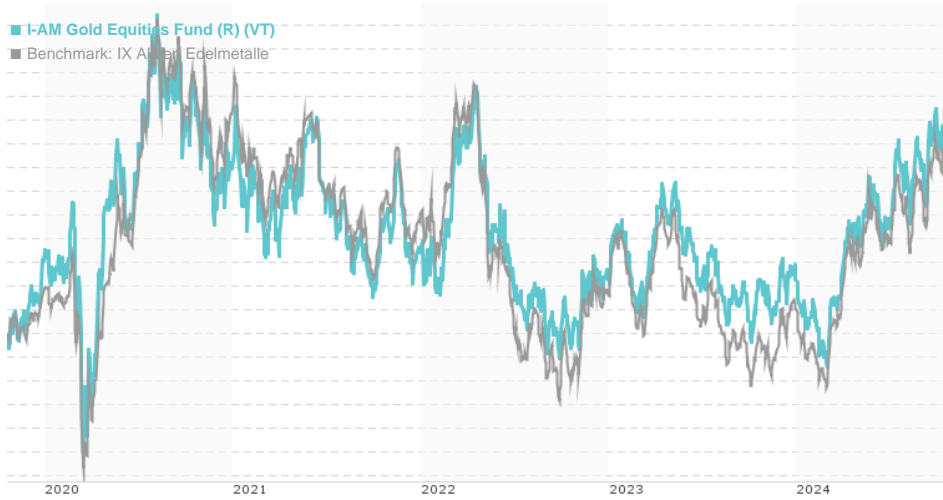


I-AM Gold Equities Fund (R) (VT) / AT000A07HF4 / 0A07HF / LLB Invest KAG

Last 10/18/2024 ¹	Region	Branch	Type of yield	Type
138.46 EUR	Worldwide	Sector Precious Metals	Full reinvestment	Equity Fund



Risk key figures

SRI	1	2	3	4	5	6	7
Mountain-View Funds Rating ²							EDA ³
							78

Yearly Performance

2023	-0.02%
2022	-4.97%
2021	-13.14%
2020	+17.01%
2019	+50.30%

Master data		Conditions		Other figures	
Fund type	Single fund	Issue surcharge	5.00%	Minimum investment	UNT 0
Category	Equity	Planned administr. fee	0.00%	Savings plan	-
Sub category	Sector Precious Metals	Deposit fees	0.00%	UCITS / OGAW	Yes
Fund domicile	Austria	Redemption charge	0.00%	Performance fee	0.00%
Tranch volume	(10/18/2024) EUR 0.475 mill.	Ongoing charges	-	Redeployment fee	0.00%
Total volume	(10/18/2024) EUR 12.40 mill.	Dividends		Investment company	
Launch date	10/23/2007			LLB Invest KAG	
KESt report funds	Yes			Heßgasse 1, 1010, Wien	
Business year start	01.09.			Austria	
Sustainability type	-			https://www.llb.at	
Fund manager	Impact Asset Management GmbH				

Performance	1M	6M	YTD	1Y	2Y	3Y	5Y	Since start
Performance	+5.71%	+23.37%	+34.86%	+35.08%	+51.72%	+21.53%	+49.85%	+38.46%
Performance p.a.	-	-	-	+34.97%	+23.14%	+6.71%	+8.42%	+1.93%
Sharpe ratio	3.80	1.62	1.48	1.13	0.71	0.12	0.14	-0.04
Volatility	24.56%	30.05%	28.80%	28.21%	28.04%	29.63%	36.21%	29.73%
Worst month	-	-4.55%	-10.86%	-10.86%	-11.50%	-11.50%	-24.03%	-24.03%
Best month	-	11.18%	20.43%	20.43%	20.43%	20.43%	49.77%	49.77%
Maximum loss	-5.95%	-12.50%	-16.22%	-19.81%	-29.50%	-38.89%	-44.44%	-

Distribution permission

Austria, Germany, Czech Republic

¹ Important note on update status: The displayed date refers exclusively to the calculation of the NAV.

² The Mountain-View Data Fund Rating calculates a comparative ranking for funds using yield, volatility and trend data. For more information visit [MVD Funds Rating](#)

DISCLAIMER: The information on this page are for informational purposes only and should neither an offer to sell nor a solicitation for the purchase of the security or recommendation in favor of the security to be understood. baha GmbH assumes no liability despite thorough searches for the accuracy of the data.

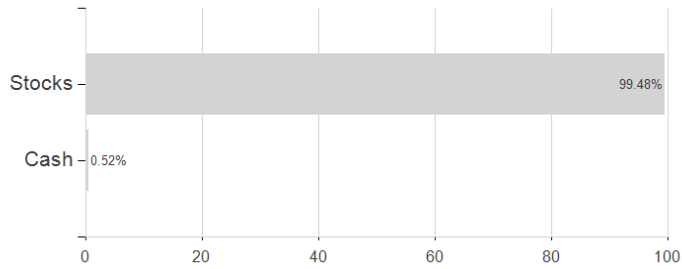
Funds data from: www.mountain-view.com. Fact Sheet created by: www.baha.com

I-AM Gold Equities Fund (R) (VT) / AT000A07HF4 / 0A07HF / LLB Invest KAG

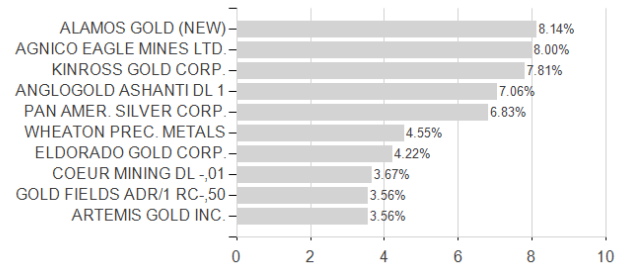
3 Displays the Ethical-Dynamical Ratio calculated according to standard criteria. The maximum value is 100. For more information visit [EDA](#)

Assessment Structure

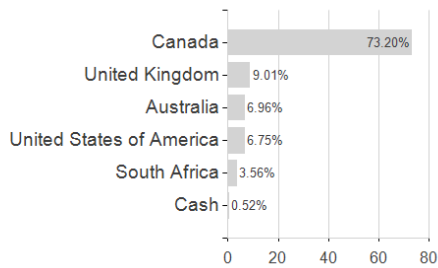
Assets



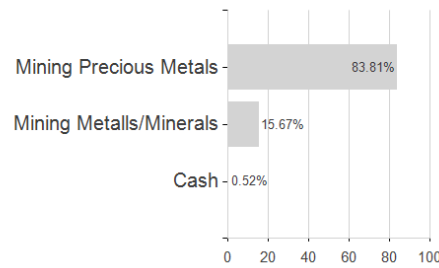
Largest positions



Countries



Branches



Currencies

