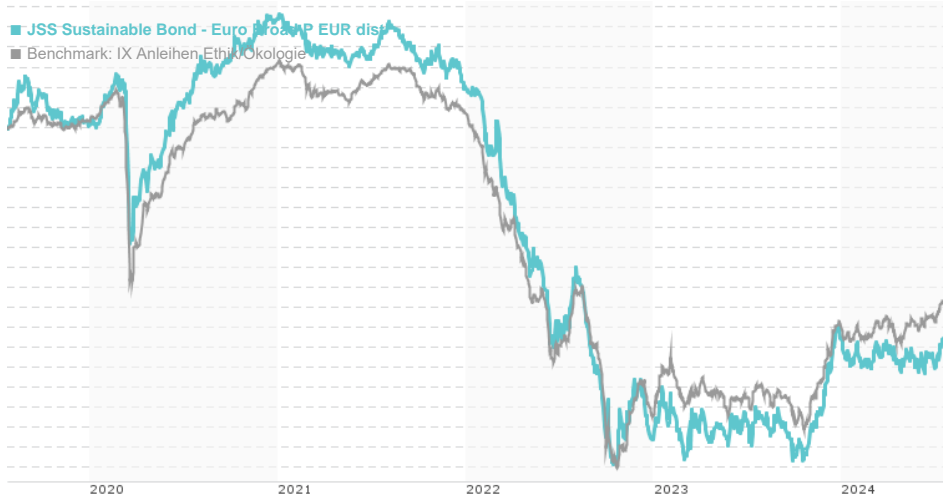


JSS Sustainable Bond - Euro Broad P EUR dist / LU0158938935 / 113590 / J.S.Sarasin Fd.M. LU

Last 07/23/2024 ¹	Region	Branch	Type of yield	Type
108.77 EUR	Worldwide	Bonds: Mixed	paying dividend	Fixed-Income Fund



Risk key figures

SRI	1	2	3	4	5	6	7
Mountain-View Funds Rating ²	EDA ³						89

Yearly Performance

2023	+5.95%
2022	-17.28%
2021	-3.20%
2020	+5.35%
2019	+8.59%

Master data		Conditions		Other figures	
Fund type	Single fund	Issue surcharge	3.00%	Minimum investment	UNT 0
Category	Bonds	Planned administr. fee	0.00%	Savings plan	-
Sub category	Bonds: Mixed	Deposit fees	0.10%	UCITS / OGAW	Yes
Fund domicile	Luxembourg	Redemption charge	0.00%	Performance fee	0.00%
Tranch volume	(07/23/2024) EUR 45.96 mill.	Ongoing charges	-	Redeployment fee	0.00%
Total volume	(06/28/2024) EUR 212.16 mill.	Dividends		Investment company	
Launch date	1/6/2003	08.10.2015	1.30 EUR	J.S.Sarasin Fd.M. LU	
KESt report funds	Yes	09.10.2014	1.68 EUR	17-21, Boulevard Joseph II, 1840, Luxembourg	
Business year start	01.07.	10.10.2013	1.82 EUR	Luxembourg	
Sustainability type	Ethics/ecology	11.10.2012	2.33 EUR	http://www.jsafrasarasin.lu/internet/lu/	
Fund manager	F. Weber, M. Gasparis, B. Robaux	13.10.2011	2.64 EUR		

Performance	1M	6M	YTD	1Y	2Y	3Y	5Y	Since start
Performance	+0.77%	+1.29%	-0.19%	+4.06%	-1.99%	-14.78%	-10.32%	+48.03%
Performance p.a.	-	-	-	+4.06%	-1.00%	-5.19%	-2.15%	+1.84%
Sharpe ratio	1.67	-0.24	-0.90	0.08	-0.76	-1.54	-1.14	-0.53
Volatility	3.83%	4.57%	4.49%	4.82%	6.17%	5.79%	5.16%	3.49%
Worst month	-	-1.35%	-1.35%	-2.09%	-4.70%	-4.70%	-5.73%	-5.73%
Best month	-	1.18%	3.26%	3.26%	3.26%	3.26%	3.26%	3.26%
Maximum loss	-0.82%	-1.80%	-1.82%	-2.99%	-10.60%	-21.04%	-21.28%	-

Distribution permission

Austria, Germany, Switzerland, United Kingdom, Luxembourg

¹ Important note on update status: The displayed date refers exclusively to the calculation of the NAV.
² The Mountain-View Data Fund Rating calculates a comparative ranking for funds using yield, volatility and trend data. For more information visit [MVD Funds Rating](#)
³ Displays the Ethical-Dynamical Ratio calculated according to standard criteria. The maximum value is 100. For more information visit [EDA](#)

JSS Sustainable Bond - Euro Broad P EUR dist / LU0158938935 / 113590 / J.S.Sarasin Fd.M. LU

Investment strategy

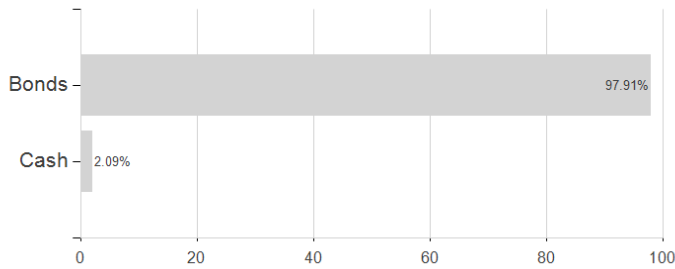
The assets of the Sub-Fund are invested worldwide exclusively in eurodenominated bonds, convertible bonds and bonds with warrants (the portion of assets invested in the latter two instruments shall be limited to a maximum of 25% of the Sub-Fund), as well as fixed or variable-rate securities (including zero bonds) denominated in euro. Equities acquired through conversion or through the exercise of options may account for up to 10% of the Sub-Fund. Up to 10% of the Sub-Fund's net assets may be invested in Contingent Convertible Bonds (CoCos). The Sub-Fund's sustainable investment objectives are aligned with SFDR Art. 9, the Paris Agreement and J. Safra Sarasin's corresponding Climate Pledge to achieve carbon neutrality in portfolios by 2035. This product considers environmental, social and governance aspects ("ESG") along the investment process with the aim to reduce controversial exposures, to align the portfolio with international norms, to mitigate sustainability risks and to harness opportunities emanating from ESG trends and to get a better-informed perspective of portfolio holdings.

Investment goal

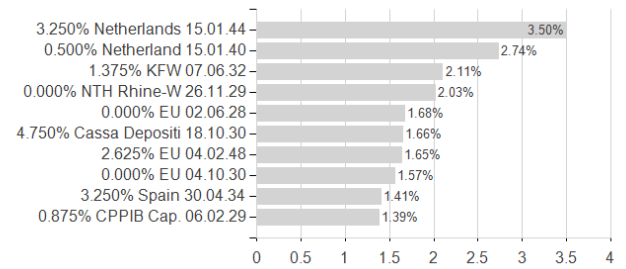
The investment objective of JSS Sustainable Bond - Euro Broad (the "Sub-Fund") is to achieve a regular income while meeting the quality criteria specified below (see "Investment policy"), as well as balanced risk diversification.

Assessment Structure

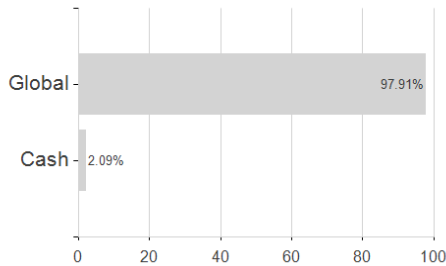
Assets



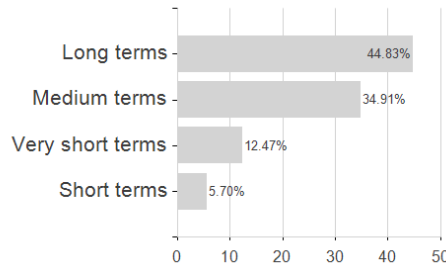
Largest positions



Countries



Duration



Branches

