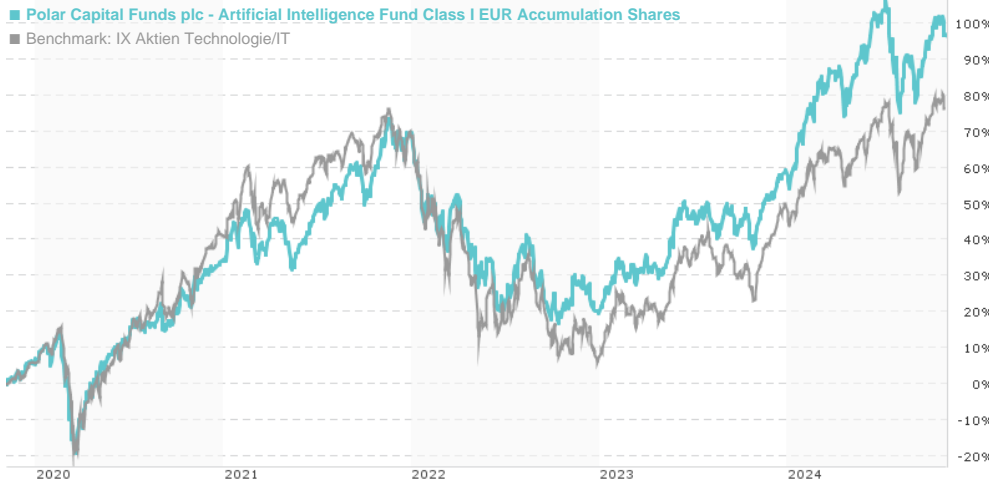


**Polar Capital Funds plc - Artificial Intelligence Fund Class I EUR Accumulation Shares / IE00BF0GL436 / A2DX1C /**

|                              |           |                   |               |             |
|------------------------------|-----------|-------------------|---------------|-------------|
| Last 11/04/2024 <sup>1</sup> | Region    | Branch            | Type of yield | Type        |
| 21.30 EUR                    | Worldwide | Sector Technology | reinvestment  | Equity Fund |



**Risk key figures**

|     |   |   |   |   |   |   |   |
|-----|---|---|---|---|---|---|---|
| SRI | 1 | 2 | 3 | 4 | 5 | 6 | 7 |
|-----|---|---|---|---|---|---|---|

Mountain-View Funds Rating<sup>2</sup> EDA<sup>3</sup>



**Yearly Performance**

|      |         |
|------|---------|
| 2023 | +33.08% |
| 2022 | -29.43% |
| 2021 | +26.41% |
| 2020 | +25.13% |
| 2019 | +44.17% |

| Master data         |                                      | Conditions                         |       | Other figures      |        |
|---------------------|--------------------------------------|------------------------------------|-------|--------------------|--------|
| Fund type           | Single fund                          | Issue surcharge                    | 5.00% | Minimum investment | UNT 0  |
| Category            | Equity                               | Planned administr. fee             | 0.00% | Savings plan       | -      |
| Sub category        | Sector Technology                    | Deposit fees                       | 0.00% | UCITS / OGAW       | Yes    |
| Fund domicile       | Ireland                              | Redemption charge                  | 0.00% | Performance fee    | 10.00% |
| Tranch volume       | (11/04/2024) GBP 372.92 mill.        | Ongoing charges                    | -     | Redeployment fee   | 0.00%  |
| Total volume        | -                                    | Dividends                          |       | Investment company |        |
| Launch date         | 10/6/2017                            | Polar Capital                      |       |                    |        |
| KESt report funds   | Yes                                  | 16 Palace Street, SW1E 5JD, London |       |                    |        |
| Business year start | 01.01.                               | United Kingdom                     |       |                    |        |
| Sustainability type | -                                    | https://www.polarcapital.co.uk     |       |                    |        |
| Fund manager        | Xuesong Zhao, Ben Rogoff, Nick Evans |                                    |       |                    |        |

| Performance      | 1M     | 6M      | YTD     | 1Y      | 2Y      | 3Y      | 5Y      | Since start |
|------------------|--------|---------|---------|---------|---------|---------|---------|-------------|
| Performance      | +0.14% | +6.55%  | +23.41% | +35.93% | +59.79% | +17.23% | +96.13% | +130.52%    |
| Performance p.a. | -      | -       | -       | +36.04% | +26.37% | +5.44%  | +14.41% | +13.81%     |
| Sharpe ratio     | -0.12  | 0.60    | 1.46    | 2.03    | 1.47    | 0.13    | 0.61    | 0.60        |
| Volatility       | 12.18% | 17.54%  | 17.34%  | 16.27%  | 15.83%  | 18.19%  | 18.72%  | 18.03%      |
| Worst month      | -      | -4.96%  | -4.96%  | -4.96%  | -7.69%  | -10.94% | -12.82% | -12.82%     |
| Best month       | -      | 6.30%   | 8.54%   | 9.91%   | 9.91%   | 12.80%  | 13.45%  | 13.45%      |
| Maximum loss     | -2.70% | -15.24% | -15.24% | -15.24% | -15.24% | -32.84% | -32.84% | -           |

**Distribution permission**

Austria, Germany, Switzerland, Czech Republic

<sup>1</sup> Important note on update status: The displayed date refers exclusively to the calculation of the NAV.

<sup>2</sup> The Mountain-View Data Fund Rating calculates a comparative ranking for funds using yield, volatility and trend data. For more information visit [MVD Funds Rating](#)

<sup>3</sup> Displays the Ethical-Dynamical Ratio calculated according to standard criteria. The maximum value is 100. For more information visit [EDA](#)

DISCLAIMER: The information on this page are for informational purposes only and should neither an offer to sell nor a solicitation for the purchase of the security or recommendation in favor of the security to be understood. baha GmbH assumes no liability despite thorough searches for the accuracy of the data.

Funds data from: www.mountain-view.com. Fact Sheet created by: www.baha.com

**Polar Capital Funds plc - Artificial Intelligence Fund Class I EUR Accumulation Shares / IE00BF0GL436 / A2DX1C /**

**Investment strategy**

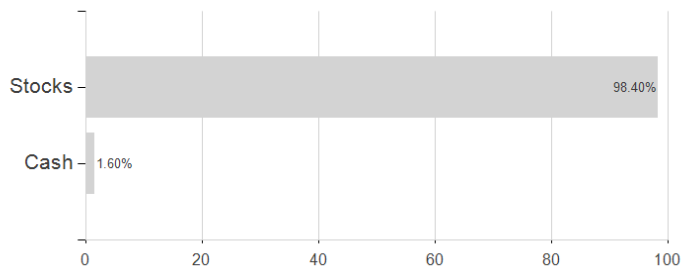
The Fund seeks to identify companies exposed to industrial and process automation, robotics, artificial intelligence and materials science, as well as businesses that can be fundamentally transformed through the future adoption of these technologies. The Fund seeks to outperform by investing in companies that are undervalued or underestimated. The Fund may invest in financial derivatives (complex instruments based upon the value of underlying assets) for hedging, to reduce risk, to manage the Fund more efficiently, or to gain exposure to securities in a more efficient way. The Fund may invest in emerging markets (developing countries) but this exposure is not expected to exceed 20% of the Fund's assets.

**Investment goal**

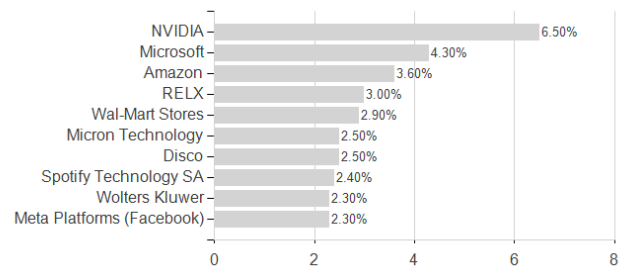
The objective of the Fund is to achieve long term capital appreciation by primarily investing in a globally diversified portfolio of companies exposed to automation and artificial intelligence.

**Assessment Structure**

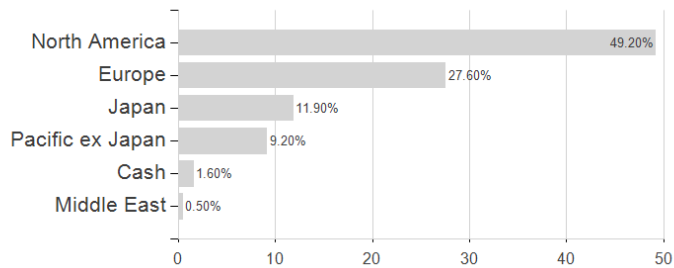
**Assets**



**Largest positions**



**Countries**



**Branches**

