

finccam EQ Tail Protect - Anteilklasse IS / DE000A407LN7 / A407LN / Universal-Investment

Last 10/01/2024 ¹	Region	Branch	Type of yield	Type
105.24 EUR	Worldwide	AI Volatility	paying dividend	Alternative Investm.



Risk key figures

SRI	1	2	3	4	5	6	7
-----	---	---	---	---	---	---	---

Mountain-View Funds Rating ²	EDA ³
-	-

Yearly Performance

Master data		Conditions		Other figures	
Fund type	Single fund	Issue surcharge	5.00%	Minimum investment	EUR 10,000,000.00
Category	Alternative Investments	Planned administr. fee	0.00%	Savings plan	-
Sub category	AI Volatility	Deposit fees	0.01%	UCITS / OGAW	Yes
Fund domicile	Germany	Redemption charge	0.00%	Performance fee	0.00%
Tranch volume	(10/01/2024) EUR 4.10 mill.	Ongoing charges	-	Redeployment fee	0.00%
Total volume	(10/01/2024) EUR 4.15 mill.	Dividends		Investment company	
Launch date	4/30/2024			Universal-Investment	
KESt report funds	No			Theodor-Heuss-Allee 70, 60486, Frankfurt am Main	
Business year start	01.01.			Germany	
Sustainability type	-			https://www.universal-investment.com	
Fund manager	-				

Performance	1M	6M	YTD	1Y	2Y	3Y	5Y	Since start
Performance	+0.32%	+5.24%	-	-	-	-	-	+5.24%
Performance p.a.	-	-	-	-	-	-	-	-
Sharpe ratio	0.07	-	-	-	-	-	-	0.74
Volatility	13.42%	0.00%	0.00%	0.00%	0.00%	0.00%	0.00%	13.04%
Worst month	-	-0.66%	-0.66%	-0.66%	0.00%	0.00%	0.00%	-0.66%
Best month	-	4.86%	4.86%	4.86%	0.00%	0.00%	0.00%	4.86%
Maximum loss	-3.84%	0.00%	0.00%	0.00%	0.00%	0.00%	0.00%	-

Distribution permission

Germany

¹ Important note on update status: The displayed date refers exclusively to the calculation of the NAV.

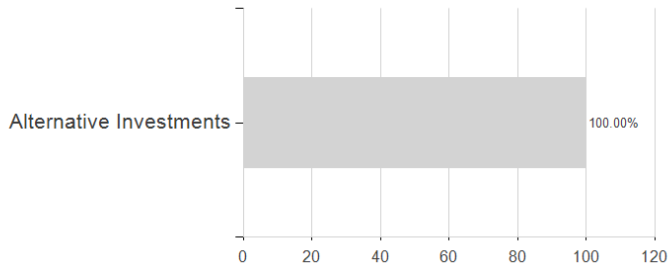
² The Mountain-View Data Fund Rating calculates a comparative ranking for funds using yield, volatility and trend data. For more information visit [MVD Funds Rating](#)

³ Displays the Ethical-Dynamical Ratio calculated according to standard criteria. The maximum value is 100. For more information visit [EDA](#)

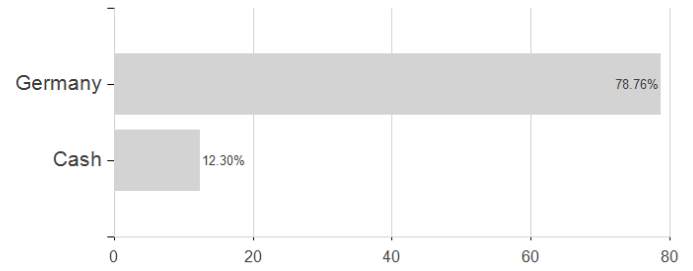
finccam EQ Tail Protect - Anteilklasse IS / DE000A407LN7 / A407LN / Universal-Investment

Assessment Structure

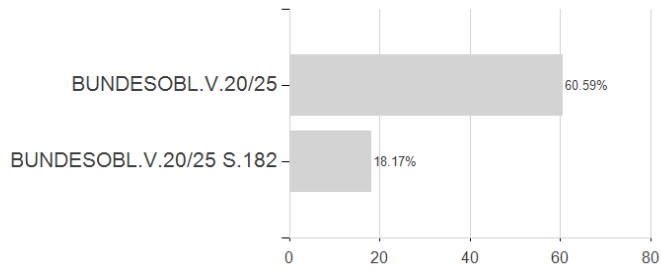
Assets



Countries



Largest positions



Currencies

