

Robeco Emerging Markets ex China Equities F EUR / LU2701588548 / A3ELA3 / Robeco Inst. AM

Last 07/30/2024 ¹	Region	Branch	Type of yield	Type
113.62 EUR	Emerging Markets	Mixed Sectors	reinvestment	Equity Fund



Risk key figures

SRI	1	2	3	4	5	6	7
Mountain-View Funds Rating ²	EDA ³						
-	79						

Yearly Performance

Master data		Conditions		Other figures	
Fund type	Single fund	Issue surcharge	0.00%	Minimum investment	UNT 1
Category	Equity	Planned administr. fee	0.00%	Savings plan	-
Sub category	Mixed Sectors	Deposit fees	0.00%	UCITS / OGAW	Yes
Fund domicile	Luxembourg	Redemption charge	0.00%	Performance fee	0.00%
Tranch volume	-	Ongoing charges	-	Redeployment fee	0.00%
Total volume	(07/30/2024) USD 3.83 mill.	Dividends		Investment company	
Launch date	11/30/2023	Robeco Inst. AM			
KESt report funds	No	Weena 850, 3014, Rotterdam			
Business year start	01.01.	Netherlands			
Sustainability type	-	https://www.robeco.com			
Fund manager	Rob Schellekens, Wim-Hein Pals, Sejung Seo, Cornelis Vlooswijk				

Performance	1M	6M	YTD	1Y	2Y	3Y	5Y	Since start
Performance	-1.85%	+4.49%	+9.44%	-	-	-	-	+9.44%
Performance p.a.	-	-	-	-	-	-	-	-
Sharpe ratio	-1.95	-	-	-	-	-	-	1.06
Volatility	12.60%	12.80%	0.00%	0.00%	0.00%	0.00%	0.00%	12.62%
Worst month	-	-2.28%	-2.28%	-2.28%	0.00%	0.00%	0.00%	-2.28%
Best month	-	7.69%	7.69%	7.69%	0.00%	0.00%	0.00%	7.69%
Maximum loss	-4.78%	-4.80%	0.00%	0.00%	0.00%	0.00%	0.00%	-

Distribution permission

Austria, Germany, Switzerland

1 Important note on update status: The displayed date refers exclusively to the calculation of the NAV.
 2 The Mountain-View Data Fund Rating calculates a comparative ranking for funds using yield, volatility and trend data. For more information visit [MVD Funds Rating](#)
 3 Displays the Ethical-Dynamical Ratio calculated according to standard criteria. The maximum value is 100. For more information visit [EDA](#)

Robeco Emerging Markets ex China Equities F EUR / LU2701588548 / A3ELA3 / Robeco Inst. AM

Investment strategy

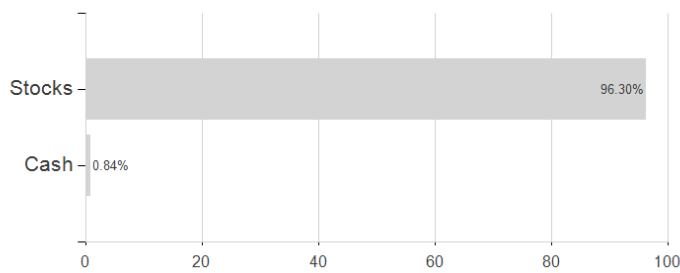
The Sub-fund will take exposure of at least two-thirds of the total assets of the Sub-fund to equities of companies incorporated or exercising a preponderant part of their economic activities in Emerging Countries with the exception of China. The Sub-fund promotes environmental and/or social characteristics within the meaning of Article 8 of the Regulation (EU) 2019/2088 of 27 November 2019 on sustainability-related disclosures in the financial sector. The Sub-fund strives for economic results, while at the same time taking into account environmental, social and governance characteristics which are further explained in Appendix VIII. The Sub-fund is actively managed and uses the Benchmark for asset allocation purposes. However, although securities may be components of the Benchmark, securities outside the Benchmark may be selected too. The Sub-fund can deviate substantially from the weightings of the Benchmark. The Management Company has discretion over the composition of the Portfolio subject to the investment objectives. The Sub-fund aims to outperform the Benchmark over the long run, whilst still controlling relative risk through the applications of limits (on countries and sectors) to the extent of deviation from the Benchmark. This will consequently limit the deviation of the performance relative to the Benchmark.

Investment goal

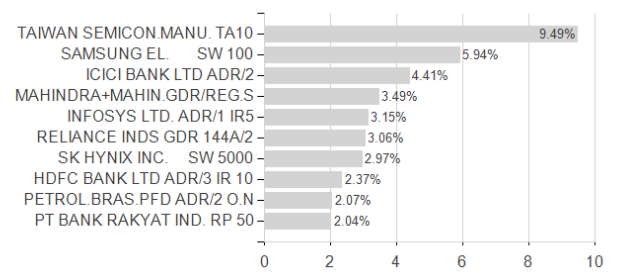
The aim of the Sub-fund is to provide long term capital growth while at the same time promoting certain ESG (i.e. Environmental, Social and corporate Governance) characteristics and integrating sustainability risks in the investment process.

Assessment Structure

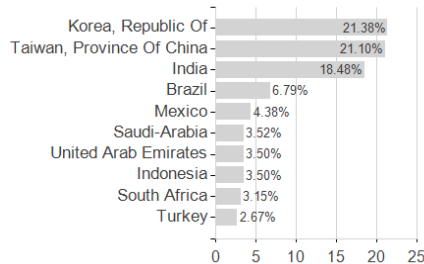
Assets



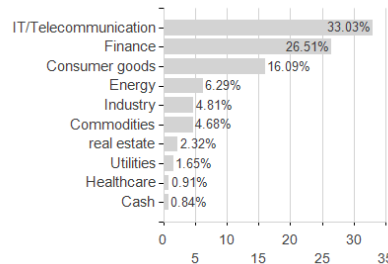
Largest positions



Countries



Branches



Currencies

