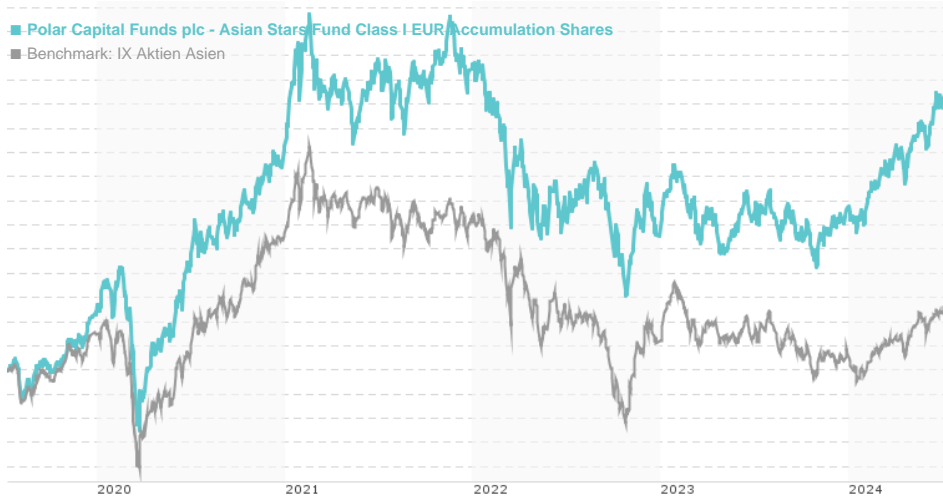


**Polar Capital Funds plc - Asian Stars Fund Class I EUR Accumulation Shares / IE00BG43QG46 / A2JPE1 / Polar**

Last 07/09/2024 <sup>1</sup>	Region	Branch	Type of yield	Type
15.99 EUR	Asia	Mixed Sectors	reinvestment	Equity Fund



**Risk key figures**

SRI: 1 2 3 4 5 6 7

Mountain-View Funds Rating<sup>2</sup> EDA<sup>3</sup>

▲ ▲ ▲ ▲ ▲ ▲

**Yearly Performance**

2023	+4.64%
2022	-21.73%
2021	+11.55%
2020	+31.29%
2019	+28.91%

Master data		Conditions		Other figures	
Fund type	Single fund	Issue surcharge	5.00%	Minimum investment	UNT 0
Category	Equity	Planned administr. fee	0.00%	Savings plan	-
Sub category	Mixed Sectors	Deposit fees	0.00%	UCITS / OGAW	Yes
Fund domicile	Ireland	Redemption charge	0.00%	Performance fee	10.00%
Tranch volume	(07/09/2024) EUR 10.10 mill.	Ongoing charges	-	Redeployment fee	0.00%
Total volume	-	Dividends		Investment company	
Launch date	12/31/2018	Polar Capital			
KESt report funds	Yes	16 Palace Street, SW1E 5JD, London			
Business year start	01.01.	United Kingdom			
Sustainability type	-	https://www.polarcapital.co.uk			
Fund manager	Jorry Nøddekær, Peter Andersen				

Performance	1M	6M	YTD	1Y	2Y	3Y	5Y	Since start
Performance	+4.58%	+19.96%	+18.18%	+21.41%	+16.97%	+0.13%	+59.42%	+82.74%
Performance p.a.	-	-	-	+21.41%	+8.17%	+0.04%	+9.77%	+11.53%
Sharpe ratio	5.87	2.93	2.52	1.27	0.27	-0.20	0.32	0.42
Volatility	12.26%	13.77%	13.62%	13.97%	16.75%	18.62%	19.17%	18.69%
Worst month	-	-2.81%	-2.81%	-5.25%	-11.20%	-11.20%	-13.56%	-13.56%
Best month	-	6.92%	6.92%	8.39%	17.29%	17.29%	17.29%	17.29%
Maximum loss	-2.01%	-5.39%	-5.39%	-11.59%	-19.35%	-33.43%	-33.50%	-

**Distribution permission**

Austria, Germany, Switzerland

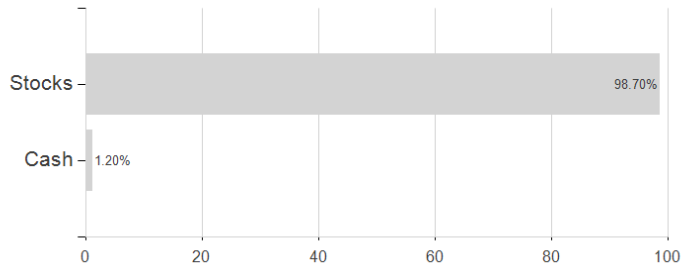
<sup>1</sup> Important note on update status: The displayed date refers exclusively to the calculation of the NAV.  
<sup>2</sup> The Mountain-View Data Fund Rating calculates a comparative ranking for funds using yield, volatility and trend data. For more information visit [MVD Funds Rating](#)

**Polar Capital Funds plc - Asian Stars Fund Class I EUR Accumulation Shares / IE00BG43QG46 / A2JPE1 / Polar**

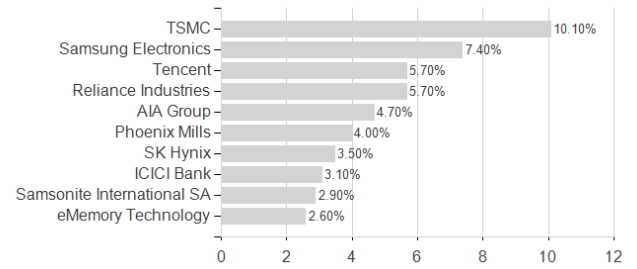
3 Displays the Ethical-Dynamical Ratio calculated according to standard criteria. The maximum value is 100. For more information visit [EDA](#)

**Assessment Structure**

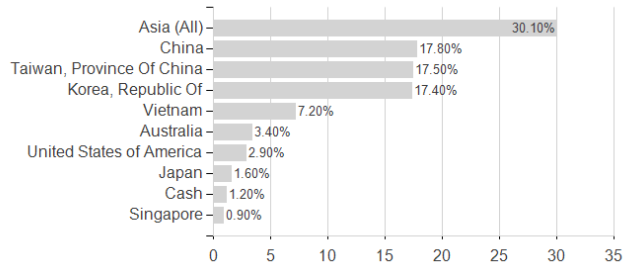
**Assets**



**Largest positions**



**Countries**



**Branches**

