

iShares 20+ Year Treasury Bond ETF / US4642874329 / 357957 / BlackRock F.A.

Last 10/01/2024 ¹	Country	Branch	Type of yield	Type
98.49 USD	United States of America	ETF Bonds	paying dividend	Alternative Investm.



Risk key figures

SRI	1	2	3	4	5	6	7
Mountain-View Funds Rating ²	EDA ³						
-	55						

Yearly Performance

Master data		Conditions		Other figures	
Fund type	Single fund	Issue surcharge	0.00%	Minimum investment	UNT 1
Category	Bonds	Planned administr. fee	0.00%	Savings plan	-
Sub category	ETF Bonds	Deposit fees	0.00%	UCITS / OGAW	-
Fund domicile	United States of America	Redemption charge	0.00%	Performance fee	0.00%
Tranch volume	-	Ongoing charges	-	Redeployment fee	0.00%
Total volume	-	Dividends		Investment company	
Launch date	-	BlackRock F.A.			
KESt report funds	No				
Business year start	29.02.	United States of America			
Sustainability type	-				
Fund manager	-				

Performance	1M	6M	YTD	1Y	2Y	3Y	5Y	Since start
Performance	+0.76%	+10.66%	-	-	-	-	-	+10.66%
Performance p.a.	-	-	-	-	-	-	-	-
Sharpe ratio	0.69	-	-	-	-	-	-	1.67
Volatility	10.27%	0.00%	0.00%	0.00%	0.00%	0.00%	0.00%	13.36%
Worst month	-	0.40%	0.40%	0.40%	0.00%	0.00%	0.00%	0.40%
Best month	-	3.30%	3.30%	3.30%	0.00%	0.00%	0.00%	3.30%
Maximum loss	-3.45%	0.00%	0.00%	0.00%	0.00%	0.00%	0.00%	-

¹ Important note on update status: The displayed date refers exclusively to the calculation of the NAV.

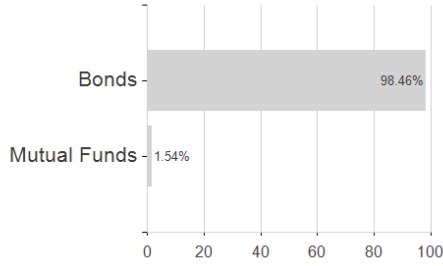
² The Mountain-View Data Fund Rating calculates a comparative ranking for funds using yield, volatility and trend data. For more information visit [MVD Funds Rating](#)

³ Displays the Ethical-Dynamical Ratio calculated according to standard criteria. The maximum value is 100. For more information visit [EDA](#)

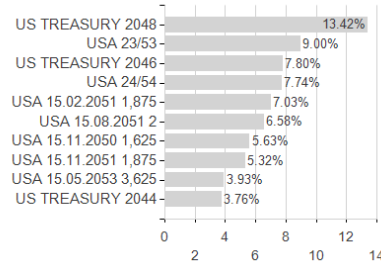
iShares 20+ Year Treasury Bond ETF / US4642874329 / 357957 / BlackRock F.A.

Assessment Structure

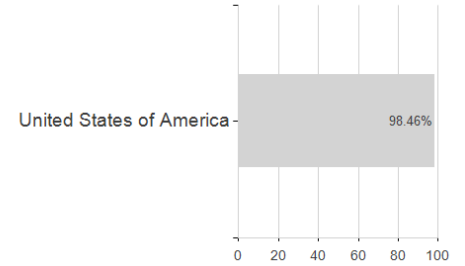
Assets



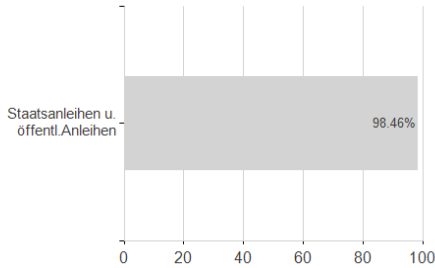
Largest positions



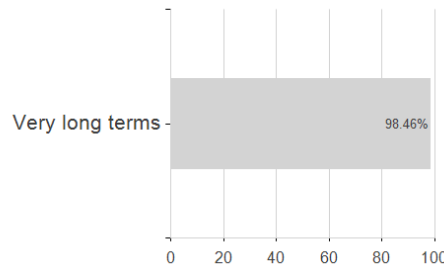
Countries



Issuer



Duration



Currencies

