

GANÉ Value Event Fund - Aktienklasse Y (CHF) / DE000A407LJ5 / A407LJ / Universal-Investment

Last 10/01/2024 ¹	Region	Branch	Type of yield	Type
102.79 CHF	Worldwide	Mixed fund/flexible	reinvestment	Mixed Fund



Risk key figures

SRI	1	2	3	4	5	6	7
Mountain-View Funds Rating ²	EDA ³						
-	78						

Yearly Performance

Master data		Conditions		Other figures	
Fund type	Single fund	Issue surcharge	5.00%	Minimum investment	UNT 0
Category	Mixed Fund	Planned administr. fee	0.00%	Savings plan	-
Sub category	Mixed fund/flexible	Deposit fees	0.10%	UCITS / OGAW	Yes
Fund domicile	Germany	Redemption charge	0.00%	Performance fee	15.00%
Tranch volume	(10/01/2024) EUR 8.33 mill.	Ongoing charges	-	Redeployment fee	0.00%
Total volume	(10/01/2024) EUR 778.07 mill.	Dividends		Investment company	
Launch date	4/2/2024	Universal-Investment			
KESt report funds	Yes	Theodor-Heuss-Allee 70, 60486, Frankfurt am Main			
Business year start	01.02.	Germany			
Sustainability type	-	https://www.universal-investment.com			
Fund manager	Dr. Uwe Rathausky, J. Henrik Muhle				

Performance	1M	6M	YTD	1Y	2Y	3Y	5Y	Since start
Performance	+0.67%	+2.79%	-	-	-	-	-	+2.79%
Performance p.a.	-	-	-	-	-	-	-	-
Sharpe ratio	0.64	-	-	-	-	-	-	0.33
Volatility	8.48%	0.00%	0.00%	0.00%	0.00%	0.00%	0.00%	7.34%
Worst month	-	-0.10%	-0.10%	-0.10%	0.00%	0.00%	0.00%	-0.10%
Best month	-	1.35%	1.35%	1.35%	0.00%	0.00%	0.00%	1.35%
Maximum loss	-2.58%	0.00%	0.00%	0.00%	0.00%	0.00%	0.00%	-

Distribution permission

Austria, Germany

¹ Important note on update status: The displayed date refers exclusively to the calculation of the NAV.

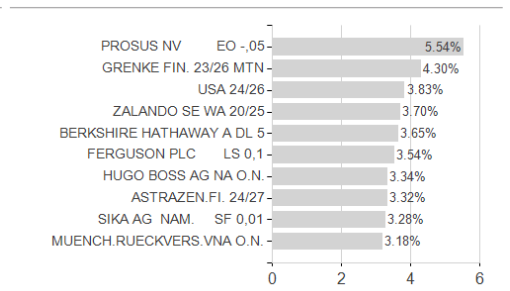
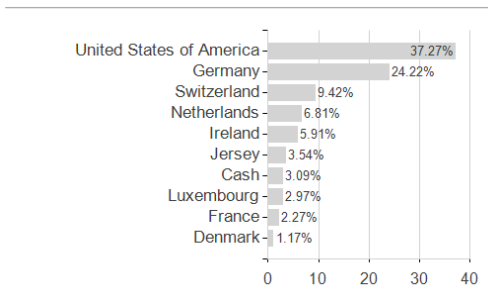
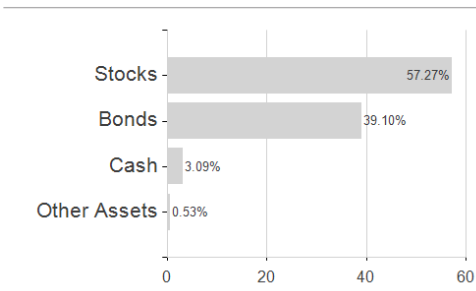
² The Mountain-View Data Fund Rating calculates a comparative ranking for funds using yield, volatility and trend data. For more information visit [MVD Funds Rating](#)

³ Displays the Ethical-Dynamical Ratio calculated according to standard criteria. The maximum value is 100. For more information visit [EDA](#)

GANÉ Value Event Fund - Aktienklasse Y (CHF) / DE000A407LJ5 / A407LJ / Universal-Investment

Assessment Structure

Assets Countries Largest positions



Issuer

Duration

Currencies

