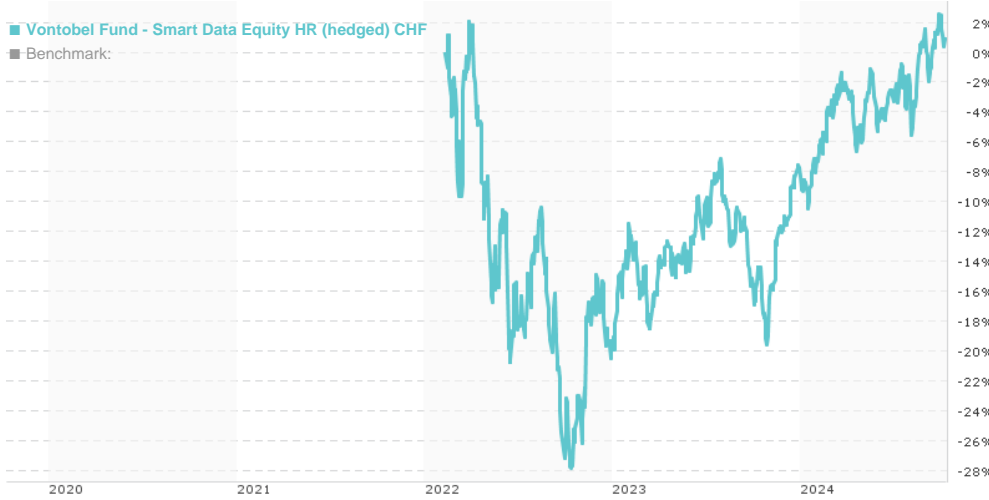


Vontobel Fund - Smart Data Equity HR (hedged) CHF / LU2054207548 / A2PWLJ / Vontobel AM

Last 10/08/2024 ¹	Region	Branch	Type of yield	Type
125.02 CHF	Worldwide	Mixed Sectors	reinvestment	Equity Fund



Risk key figures

SRI: 1 2 3 4 5 6 7

Mountain-View Funds Rating²: EDA³

73

Yearly Performance

2023: +14.82%

Master data		Conditions		Other figures	
Fund type	Single fund	Issue surcharge	5.00%	Minimum investment	UNT 0
Category	Equity	Planned administr. fee	0.00%	Savings plan	-
Sub category	Mixed Sectors	Deposit fees	0.00%	UCITS / OGAW	Yes
Fund domicile	Luxembourg	Redemption charge	0.30%	Performance fee	0.00%
Tranch volume	(10/08/2024) USD 0.011 mill.	Ongoing charges	-	Redeployment fee	0.00%
Total volume	(10/08/2024) USD 41.68 mill.	Dividends		Investment company	
Launch date	12/10/2019			Vontobel AM	
KESt report funds	No			Gotthardstrasse 43, 8022, Zürich	
Business year start	01.09.			Switzerland	
Sustainability type	-			https://www.vontobel.com	
Fund manager	Tim Stehle				

Performance	1M	6M	YTD	1Y	2Y	3Y	5Y	Since start
Performance	+2.33%	+3.80%	+9.33%	+19.41%	+38.43%	-	-	+0.98%
Performance p.a.	-	-	-	+19.41%	+17.68%	-	-	+0.37%
Sharpe ratio	3.93	0.44	0.92	1.59	1.13	-	-	-0.18
Volatility	7.73%	10.20%	9.83%	10.21%	12.78%	0.00%	0.00%	16.55%
Worst month	-	-4.11%	-4.11%	-4.32%	-5.21%	-10.93%	0.00%	-10.93%
Best month	-	3.19%	4.38%	8.91%	10.50%	10.50%	0.00%	10.50%
Maximum loss	-2.11%	-4.76%	-5.37%	-6.09%	-13.37%	0.00%	0.00%	-

Distribution permission

Austria, Germany, Switzerland, Luxembourg, Czech Republic

¹ Important note on update status: The displayed date refers exclusively to the calculation of the NAV.

² The Mountain-View Data Fund Rating calculates a comparative ranking for funds using yield, volatility and trend data. For more information visit [MVD Funds Rating](#)

³ Displays the Ethical-Dynamical Ratio calculated according to standard criteria. The maximum value is 100. For more information visit [EDA](#)

Vontobel Fund - Smart Data Equity HR (hedged) CHF / LU2054207548 / A2PWLJ / Vontobel AM

Investment strategy

It mainly invests in equities and equity-like securities (including transferable securities that are qualified as closed-ended real estate investment trusts, participation certificates). It may invest up to 20% via Shanghai-Hong Kong Stock Connect and Shenzhen-Hong Kong Stock Connect in China A-Shares. The Sub-Fund mainly invests in securities of companies around the world that contribute to sustainable economic activity and are leaders within their sector. The investment decision-making process pursued by the portfolio manager of the Sub-Fund is based on fundamental analysis of the companies belonging to the investment universe. A significant part of this process is based on the proprietary "smart data approach" which uses and combines a large set of fundamental company data servicing as a decision base for the portfolio manager in its stock selection and portfolio monitoring process.

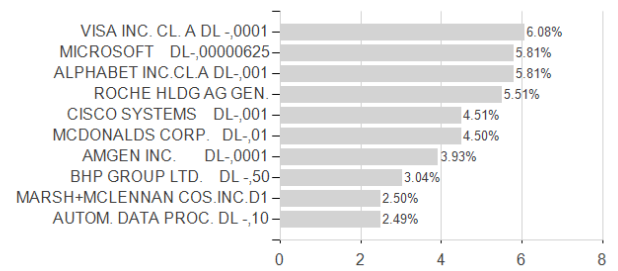
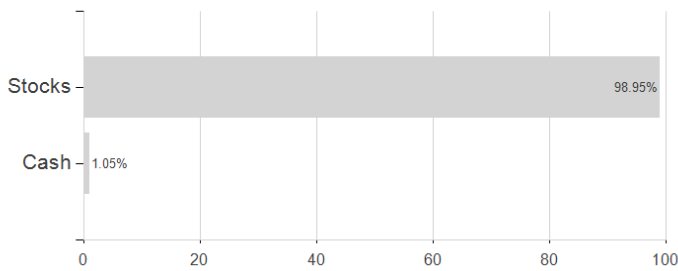
Investment goal

This actively managed Sub-Fund aims to achieve the highest possible capital growth over the long term.

Assessment Structure

Assets

Largest positions



Countries

Branches

Currencies

